

Dutch Round, 28-29-30 April 2017 World Superbike - Results Race 1

Laps 21 = 95,382 Km - Time Of Race 33'37.082 - Avg. 170,234 km/h

TT Circuit Assen 4.542 m

1 / 2

Pos	Race	Grid	No. Rider	Nat	Team	Bike	LL	Gap	Fastest Lap	Speed	Qualifying		Ranking		
											Time	Speed	R1	R2	Tot
1	9	1	J. REA	GBR	Kawasaki Racing Team	Kawasaki ZX-10RR	21		1'34.880	293,5	1'33.505	286,5	25	170	1
2	8	66	T. SYKES	GBR	Kawasaki Racing Team	Kawasaki ZX-10RR	21	4.501	1'35.084	292,8	1'33.715	285,8	20	111	2
3	7	33	M. MELANDRI	ITA	Aruba.it Racing - Ducati	Ducati Panigale R	21	17.673	1'35.227	293,1	1'34.782	289,6	16	97	3
4	1	12	X. FORÉS	ESP	BARNI Racing Team	Ducati Panigale R	21	22.569	1'36.061	288,0	1'34.930	287,7	13	57	6
5	2	32	L. SAVADORI	ITA	Milwaukee Aprilia	Aprilia RSV4 RF	21	30.797	1'35.773	287,7	1'34.666	285,8	11	21	15
6	3	6	S. BRADL	GER	Red Bull Honda World Superbike Team	Honda CBR1000RR	21	33.530	1'36.155	291,6	1'36.432	286,5	10	29	11
7	4	40	R. RAMOS	ESP	Team Kawasaki Go Eleven	Kawasaki ZX-10RR	21	39.176	1'37.098	284,6	1'36.363	285,0	9	27	13
8	5	50	E. LAVERTY	IRL	Milwaukee Aprilia	Aprilia RSV4 RF	21	39.254	1'35.937	294,0	1'34.880	288,4	8	38	10
9	6	36	L. MERCADO	ARG	IODARacing	Aprilia RSV4 RF	21	39.266	1'36.918	288,8	1'36.473	292,0	7	24	14
10	14	2	L. CAMIER	GBR	MV Agusta Reparto Corse	MV Agusta 1000 F4	21	41.493	1'35.909	288,4	1'35.319	283,9	6	44	9
11	16	88	R. KRUMMENACHER	SUI	Kawasaki Puccetti Racing	Kawasaki ZX-10RR	21	43.623	1'36.915	287,3	1'35.721	283,1	5	19	16
12	17	15	A. DE ANGELIS	RSM	Pedercini Racing SC-Project	Kawasaki ZX-10RR	21	48.218	1'37.110	286,5	1'35.828	285,0	4	17	18
13	18	35	R. DE ROSA	ITA	Althea BMW Racing Team	BMW S 1000 RR	21	49.487	1'37.203	285,4	1'36.489	286,5	3	3	22
14	13	69	N. HAYDEN	USA	Red Bull Honda World Superbike Team	Honda CBR1000RR	21	50.016	1'36.347	289,2	1'35.305	283,1	2	29	12
15	21	86	A. BADOVINI	ITA	Grillini Racing Team	Kawasaki ZX-10RR	21	1'00.924	1'37.272	283,9	1'37.510	281,6	1	3	24
16	20	37	O. JEZEK	CZE	Grillini Racing Team	Kawasaki ZX-10RR	21	1'16.401	1'38.379	282,0	1'36.895	283,9		3	23
-----Not Classified-----															
RET	10	7	C. DAVIES	GBR	Aruba.it Racing - Ducati	Ducati Panigale R	20	1 Lap	1'35.025	286,9	1'34.491	285,4		95	4
RET	12	81	J. TORRES	ESP	Althea BMW Racing Team	BMW S 1000 RR	19	2 Laps	1'36.325	290,8	1'35.283	288,0		48	8
RET	15	22	A. LOWES	GBR	Pata Yamaha Official WorldSBK Team	Yamaha YZF R1	12	9 Laps	1'36.058	291,2	1'35.698	287,7		65	5
RET	19	84	R. RUSSO	ITA	Guandalini Racing	Yamaha YZF R1	4	17 Laps	1'38.521	279,4	1'36.885	277,6		4	19
RET	11	60	M. VAN DER MARK	NED	Pata Yamaha Official WorldSBK Team	Yamaha YZF R1	2	19 Laps	1'36.705	290,8	1'35.049	283,9		49	7

AIR	Humidity:	54%	Temp:	10°C
TRACK	Condition:	Dry	Temp:	18°C

Records	Pole (SP2) 2017	J.Rea	1'33.505	174,87 Km/h
	Race (RC1) 2015	J.Rea	1'35.889	170,52 Km/h
	Circuit (SP2) 2017	J.Rea	1'33.505	174,87 Km/h
Race Fastest lap	(New Record) Lap 3	J.Rea	1'34.880	172,34 Km/h

LAP LEADERS				
No. Rider	From	To	Laps	Total
7 C. DAVIES	1	19	19	19
1 J. REA	20	21	2	2

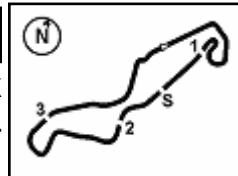
TOTAL LEADER LAPS	
No. Rider	Laps
1 J. REA	68
7 C. DAVIES	46
33 M. MELANDRI	10
22 A. LOWES	5
66 T. SYKES	4
12 X. FORÉS	3
50 E. LAVERTY	1

The N.36 (Mercado L.) has been penalized to drop 1 position due to cutting chicane at turn 17

Start 29/04/2017 13:00 End 13:36 The results are provisional until the end of the time limit for protests and appeals and the completion of the technical checks.

These data/results cannot be reproduced, stored and/or transmitted in whole or in part by any manner of electronic, mechanical, photocopying, recording, broadcasting or otherwise now known or herein after developed without the previous express consent by the copyright owner, except for reproduction in daily press and regular printed publications on sale to the public within 60 days of the event related to those data/results and always provided that copyright symbol appears together as follows below.

© DORNA WSBK ORGANIZATION Srl 2017



Dutch Round, 28-29-30 April 2017 World Superbike - Results Race 1

RACE HIGHLIGHTS

12.57.59		Warm-up Lap Start
13.00.45		Start
13.02.17		No Jump Start
13.04.07		New Lap Record
13.04.18	60 van der Mark	Crashed - Turn 5
13.04.57	60 van der Mark	Out
13.07.06	84 Russo	Entered Pits
13.07.43	84 Russo	Retired
13.21.07	22 Lowes	Crashed - Turn 10
13.21.45	22 Lowes	Out
13.32.19	81 Torres	Technical Problem - Turn 6
13.32.39	7 Davies	Technical Problem - Turn 1
13.33.40	7 Davies	Out
13.33.47	81 Torres	Out
13.35.10		Results Under Review
13.36.20	36 Mercado	Drop 1 position due to cut at turn 17
13.36.56		End Of Session

Start End The results are provisional until the end of the time limit for protests and appeals
29/04/2017 13:00 13:36 and the completion of the technical checks.

These data/results cannot be reproduced, stored and/or transmitted in whole or in part by any manner of electronic, mechanical, photocopying, recording, broadcasting or otherwise now known or herein after developed without the previous express consent by the copyright owner, except for reproduction in daily press and regular printed publications on sale to the public within 60 days of the event related to those data/results and always provided that copyright symbol appears together as follows below.

© DORNA WSBK ORGANIZATION Srl 2017

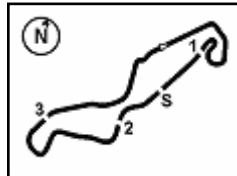
FIKR PERUGIA TIMING



Official Tyre Supplier



Official Timekeeper



TT Circuit Assen 4.542 m

1 / 3
**Dutch Round, 28-29-30 April 2017
World Superbike - Lap Chart Race 1**

	Lap																				
	1	2	3	4	5	6	7	8	9	10	11	12	13	14	15	16	17	18	19	20	21
1	7	7	7	7	7	7	7	7	7	7	7	7	7	7	7	7	7	7	7	7	7
2	1	1	1	1	1	1	1	1	1	1	1	1	1	1	1	1	1	1	1	1	66
3	66	66	66	66	66	66	66	66	66	66	66	66	66	66	66	66	66	66	66	66	7
4	33	33	33	33	33	33	33	33	33	33	33	33	33	33	33	33	33	33	33	33	12
5	32	32	32	32	12	12	12	12	12	12	12	12	12	12	12	12	12	12	12	12	32
6	12	50	50	50	50	50	50	50	50	50	22	22	50	50	50	50	81	81	81	32	6
7	50	12	12	12	32	32	22	22	22	22	50	50	81	81	81	81	50	50	6	6	40
8	22	22	6	6	22	22	32	32	32	32	6	6	6	6	6	6	6	6	32	50	50
9	6	6	22	22	6	6	6	6	81	6	32	81	32	32	32	32	32	32	50	40	36
10	81	81	81	81	81	81	81	81	6	81	81	32	2	69	69	2	2	2	2	2	2
11	40	69	69	2	2	2	2	2	2	2	2	2	69	2	2	69	69	40	40	36	88
12	69	40	2	69	69	69	69	69	69	69	69	69	40	40	40	40	40	69	69	88	15
13	35	2	40	40	40	40	40	40	40	40	40	36	36	36	36	36	36	36	36	69	35
14	60	60	15	15	15	36	36	36	36	36	36	36	88	88	88	88	88	88	88	15	69
15	15	15	35	35	35	15	35	35	35	88	88	88	35	35	35	35	15	15	15	35	86
16	2	35	36	36	36	35	15	88	88	35	35	35	15	15	15	15	35	35	35	86	37
17	84	86	86	88	88	88	88	15	15	15	15	15	86	86	86	86	86	86	86	86	37
18	86	36	88	86	86	86	86	86	86	86	86	86	37	37	37	37	37	37	37	37	
19	36	88	84	37	37	37	37	37	37	37	37	37									
20	37	84	37	84																	
21	88	37																			

Final Result			
1	1	J. REA	Laps 21
2	66	T. SYKES	4.501
3	33	M. MELANDRI	17.673
4	12	X. FORÉS	22.569
5	32	L. SAVADORI	30.797
6	6	S. BRADL	33.530
7	40	R. RAMOS	39.176
8	50	E. LAVERTY	39.254
9	36	L. MERCADO	39.266
10	2	L. CAMIER	41.493
11	88	R. KRUMMENACHER	43.623
12	15	A. DE ANGELIS	48.218
13	35	R. DE ROSA	49.487
14	69	N. HAYDEN	50.016
15	86	A. BADOVINI	1'00.924
16	37	O. JEZEK	1'16.401
RET	7	C. DAVIES	1 Lap
RET	81	J. TORRES	2 Laps
RET	22	A. LOWES	9 Laps
RET	84	R. RUSSO	17 Laps
RET	60	M. VAN DER MARK	19 Laps

29/04/2017

These data/results cannot be reproduced, stored and/or transmitted in whole or in part by any manner of electronic, mechanical, photocopying, recording, broadcasting or otherwise now known or herein after developed without the previous express consent by the copyright owner, except for reproduction in daily press and regular printed publications on sale to the public within 60 days of the event related to those data/results and always provided that copyright symbol appears together as follows below.

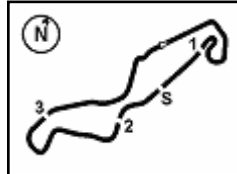
© DORNA WSBK ORGANIZATION Srl 2017

FCR PERUGIA TIMING


Official Tyre Supplier



Official Timekeeper


Dutch Round, 28-29-30 April 2017
World Superbike - Lap Chart Race 1

TT Circuit Assen 4.542 m

2 / 3
Lap 1

1	7 C.Davies (GBR)	
2	1 J.Rea (GBR)	0.386
3	66 T.Sykes (GBR)	0.409
4	33 M.Melandri (ITA)	0.781
5	32 L.Savadori (ITA)	1.253
6	12 X.Forés (ESP)	2.005
7	50 E.Laverty (IRL)	2.283
8	22 A.Lowes (GBR)	2.577
9	6 S.Bradl (GER)	2.766
10	81 J.Torres (ESP)	3.015
11	40 R.Ramos (ESP)	3.263
12	69 N.Hayden (USA)	3.656
13	35 R.De Rosa (ITA)	4.031
14	60 M.van der Mark (NED)	4.555
15	15 A.De Angelis (RSM)	4.669
16	2 L.Camier (GBR)	4.782
17	84 R.Russo (ITA)	5.445
18	86 A.Badovini (ITA)	5.604
19	36 L.Mercado (ARG)	5.829
20	37 O.Jezek (CZE)	6.545
21	88 R.Krummenacher (SU)	6.588

6	50 E.Laverty (IRL)	4.643
7	12 X.Forés (ESP)	4.801
8	6 S.Bradl (GER)	6.180
9	22 A.Lowes (GBR)	6.201
10	81 J.Torres (ESP)	6.412
11	2 L.Camier (GBR)	7.912
12	69 N.Hayden (USA)	8.304
13	40 R.Ramos (ESP)	8.827
14	15 A.De Angelis (RSM)	10.740
15	35 R.De Rosa (ITA)	10.972
16	36 L.Mercado (ARG)	11.427
17	88 R.Krummenacher (SU)	11.977
18	86 A.Badovini (ITA)	12.527
19	37 O.Jezek (CZE)	16.912
20	84 R.Russo (ITA)	30.739

17	88 R.Krummenacher (SU)	18.594
18	86 A.Badovini (ITA)	19.229
19	37 O.Jezek (CZE)	25.995

Lap 8

1	7 C.Davies (GBR)	
2	1 J.Rea (GBR)	0.162
3	66 T.Sykes (GBR)	0.730
4	33 M.Melandri (ITA)	4.152
5	12 X.Forés (ESP)	9.113
6	50 E.Laverty (IRL)	9.672
7	22 A.Lowes (GBR)	10.270
8	32 L.Savadori (ITA)	10.904
9	6 S.Bradl (GER)	11.033
10	81 J.Torres (ESP)	11.231
11	2 L.Camier (GBR)	12.862
12	69 N.Hayden (USA)	13.176
13	40 R.Ramos (ESP)	15.307
14	36 L.Mercado (ARG)	19.692
15	35 R.De Rosa (ITA)	19.983
16	88 R.Krummenacher (SU)	20.166
17	15 A.De Angelis (RSM)	20.640
18	86 A.Badovini (ITA)	21.305
19	37 O.Jezek (CZE)	29.476

Lap 12

1	7 C.Davies (GBR)	
2	1 J.Rea (GBR)	0.067
3	66 T.Sykes (GBR)	0.538
4	33 M.Melandri (ITA)	7.338
5	12 X.Forés (ESP)	11.848
6	22 A.Lowes (GBR)	13.730
7	50 E.Laverty (IRL)	14.049
8	6 S.Bradl (GER)	16.256
9	81 J.Torres (ESP)	16.434
10	32 L.Savadori (ITA)	16.945
11	2 L.Camier (GBR)	17.698
12	69 N.Hayden (USA)	18.129
13	40 R.Ramos (ESP)	22.186
14	36 L.Mercado (ARG)	25.736
15	88 R.Krummenacher (SU)	26.198
16	35 R.De Rosa (ITA)	26.572
17	15 A.De Angelis (RSM)	27.074
18	86 A.Badovini (ITA)	32.707
19	37 O.Jezek (CZE)	41.673

Lap 2

1	7 C.Davies (GBR)	
2	1 J.Rea (GBR)	0.855
3	66 T.Sykes (GBR)	1.006
4	33 M.Melandri (ITA)	1.481
5	32 L.Savadori (ITA)	2.001
6	50 E.Laverty (IRL)	3.201
7	12 X.Forés (ESP)	3.334
8	22 A.Lowes (GBR)	3.610
9	6 S.Bradl (GER)	3.896
10	81 J.Torres (ESP)	4.315
11	69 N.Hayden (USA)	5.334
12	40 R.Ramos (ESP)	5.364
13	2 L.Camier (GBR)	5.947
14	60 M.van der Mark (NED)	6.235
15	15 A.De Angelis (RSM)	6.754
16	35 R.De Rosa (ITA)	6.898
17	86 A.Badovini (ITA)	7.851
18	36 L.Mercado (ARG)	8.067
19	88 R.Krummenacher (SU)	8.828
20	84 R.Russo (ITA)	10.263
21	37 O.Jezek (CZE)	10.492

Lap 5

1	7 C.Davies (GBR)	
2	1 J.Rea (GBR)	0.249
3	66 T.Sykes (GBR)	0.964
4	33 M.Melandri (ITA)	1.490
5	12 X.Forés (ESP)	6.442
6	50 E.Laverty (IRL)	6.671
7	32 L.Savadori (ITA)	6.734
8	22 A.Lowes (GBR)	7.120
9	6 S.Bradl (GER)	7.385
10	81 J.Torres (ESP)	7.763
11	2 L.Camier (GBR)	9.031
12	69 N.Hayden (USA)	9.648
13	40 R.Ramos (ESP)	10.603
14	15 A.De Angelis (RSM)	13.263
15	35 R.De Rosa (ITA)	13.359
16	36 L.Mercado (ARG)	13.498
17	88 R.Krummenacher (SU)	13.736
18	86 A.Badovini (ITA)	15.085
19	37 O.Jezek (CZE)	20.105

Lap 9

1	7 C.Davies (GBR)	
2	1 J.Rea (GBR)	0.158
3	66 T.Sykes (GBR)	0.677
4	33 M.Melandri (ITA)	5.149
5	12 X.Forés (ESP)	9.867
6	50 E.Laverty (IRL)	10.480
7	22 A.Lowes (GBR)	10.747
8	32 L.Savadori (ITA)	12.510
9	81 J.Torres (ESP)	12.754
10	6 S.Bradl (GER)	12.898
11	2 L.Camier (GBR)	14.000
12	69 N.Hayden (USA)	14.491
13	40 R.Ramos (ESP)	17.077
14	36 L.Mercado (ARG)	21.263
15	35 R.De Rosa (ITA)	21.498
16	88 R.Krummenacher (SU)	21.624
17	15 A.De Angelis (RSM)	22.120
18	86 A.Badovini (ITA)	23.202
19	37 O.Jezek (CZE)	32.395

Lap 13

1	7 C.Davies (GBR)	
2	1 J.Rea (GBR)	0.108
3	66 T.Sykes (GBR)	0.872
4	33 M.Melandri (ITA)	8.280
5	12 X.Forés (ESP)	12.694
6	50 E.Laverty (IRL)	15.199
7	81 J.Torres (ESP)	17.167
8	6 S.Bradl (GER)	17.345
9	32 L.Savadori (ITA)	18.185
10	2 L.Camier (GBR)	19.803
11	69 N.Hayden (USA)	19.887
12	40 R.Ramos (ESP)	23.834
13	36 L.Mercado (ARG)	26.992
14	88 R.Krummenacher (SU)	27.469
15	35 R.De Rosa (ITA)	27.920
16	15 A.De Angelis (RSM)	28.593
17	86 A.Badovini (ITA)	35.952
18	37 O.Jezek (CZE)	44.923

Lap 3

1	7 C.Davies (GBR)	
2	1 J.Rea (GBR)	0.417
3	66 T.Sykes (GBR)	0.772
4	33 M.Melandri (ITA)	1.390
5	32 L.Savadori (ITA)	2.739
6	50 E.Laverty (IRL)	3.820
7	12 X.Forés (ESP)	4.077
8	6 S.Bradl (GER)	5.022
9	22 A.Lowes (GBR)	5.230
10	81 J.Torres (ESP)	5.480
11	69 N.Hayden (USA)	6.363
12	2 L.Camier (GBR)	6.538
13	40 R.Ramos (ESP)	7.264
14	15 A.De Angelis (RSM)	8.831
15	35 R.De Rosa (ITA)	9.034
16	36 L.Mercado (ARG)	10.073
17	86 A.Badovini (ITA)	10.443
18	88 R.Krummenacher (SU)	10.626
19	84 R.Russo (ITA)	13.466
20	37 O.Jezek (CZE)	13.624

Lap 6

1	7 C.Davies (GBR)	
2	1 J.Rea (GBR)	0.168
3	66 T.Sykes (GBR)	0.952
4	33 M.Melandri (ITA)	2.254
5	12 X.Forés (ESP)	7.141
6	50 E.Laverty (IRL)	7.718
7	32 L.Savadori (ITA)	7.981
8	22 A.Lowes (GBR)	8.225
9	6 S.Bradl (GER)	8.512
10	81 J.Torres (ESP)	8.879
11	2 L.Camier (GBR)	10.537
12	69 N.Hayden (USA)	10.967
13	40 R.Ramos (ESP)	12.147
14	36 L.Mercado (ARG)	16.458
15	15 A.De Angelis (RSM)	16.617
16	35 R.De Rosa (ITA)	16.747
17	88 R.Krummenacher (SU)	16.849
18	86 A.Badovini (ITA)	17.426
19	37 O.Jezek (CZE)	23.335

Lap 10

1	7 C.Davies (GBR)	
2	1 J.Rea (GBR)	0.117
3	66 T.Sykes (GBR)	0.720
4	33 M.Melandri (ITA)	5.821
5	12 X.Forés (ESP)	10.689
6	50 E.Laverty (IRL)	11.882
7	22 A.Lowes (GBR)	11.939
8	32 L.Savadori (ITA)	14.112
9	6 S.Bradl (GER)	14.483
10	81 J.Torres (ESP)	14.617
11	2 L.Camier (GBR)	15.284
12	69 N.Hayden (USA)	15.726
13	40 R.Ramos (ESP)	18.671
14	36 L.Mercado (ARG)	23.348
15	88 R.Krummenacher (SU)	23.473
16	35 R.De Rosa (ITA)	23.844
17	15 A.De Angelis (RSM)	24.235
18	86 A.Badovini (ITA)	26.266
19	37 O.Jezek (CZE)	35.832

Lap 14

1	7 C.Davies (GBR)	
2	1 J.Rea (GBR)	0.131
3	66 T.Sykes (GBR)	0.675
4	33 M.Melandri (ITA)	8.877
5	12 X.Forés (ESP)	13.223
6	50 E.Laverty (IRL)	16.449
7	81 J.Torres (ESP)	17.587
8	6 S.Bradl (GER)	18.147
9	32 L.Savadori (ITA)	19.406
10	69 N.Hayden (USA)	21.820
11	2 L.Camier (GBR)	22.092
12	40 R.Ramos (ESP)	25.059
13	36 L.Mercado (ARG)	28.397
14	88 R.Krummenacher (SU)	28.659
15	35 R.De Rosa (ITA)	29.606
16	15 A.De Angelis (RSM)	30.322
17	86 A.Badovini (ITA)	38.711
18	37 O.Jezek (CZE)	47.834

Lap 4

1	7 C.Davies (GBR)	
2	1 J.Rea (GBR)	0.147
3	66 T.Sykes (GBR)	0.621
4	33 M.Melandri (ITA)	1.257
5	32 L.Savadori (ITA)	3.998

Lap 7

1	7 C.Davies (GBR)	
2	1 J.Rea (GBR)	0.211
3	66 T.Sykes (GBR)	0.571
4	33 M.Melandri (ITA)	3.148
5	12 X.Forés (ESP)	8.145
6	50 E.Laverty (IRL)	8.457
7	22 A.Lowes (GBR)	8.874
8	32 L.Savadori (ITA)	9.316
9	6 S.Bradl (GER)	9.452
10	81 J.Torres (ESP)	9.620
11	2 L.Camier (GBR)	11.398
12	69 N.Hayden (USA)	11.772
13	40 R.Ramos (ESP)	13.299
14	36 L.Mercado (ARG)	17.678
15	35 R.De Rosa (ITA)	18.004
16	15 A.De Angelis (RSM)	18.501

Lap 11

1	7 C.Davies (GBR)	
2	1 J.Rea (GBR)	0.122
3	66 T.Sykes (GBR)	0.455
4	33 M.Melandri (ITA)	6.847
5	12 X.Forés (ESP)	11.338
6	22 A.Lowes (GBR)	13.157

29/04/2017

These data/results cannot be reproduced, stored and/or transmitted in whole or in part by any manner of electronic, mechanical, photocopying, recording, broadcasting or otherwise now known or herein after developed without the previous express consent by the copyright owner, except for reproduction in daily press and regular printed publications on sale to the public within 60 days of the event related to those data/results and always provided that copyright symbol appears together as follows below.

© DORNA WSBK ORGANIZATION Srl 2017

Dutch Round, 28-29-30 April 2017

World Superbike - Lap Chart Race 1

TT Circuit Assen 4.542 m

Lap 15

1	7 C.Davies (GBR)	
2	1 J.Rea (GBR)	0.274
3	66 T.Sykes (GBR)	0.885
4	33 M.Melandri (ITA)	10.077
5	12 X.Forés (ESP)	14.085
6	50 E.Laverty (IRL)	17.846
7	81 J.Torres (ESP)	18.372
8	6 S.Bradl (GER)	19.439
9	32 L.Savadori (ITA)	20.906
10	69 N.Hayden (USA)	23.622
11	2 L.Camier (GBR)	23.897
12	40 R.Ramos (ESP)	26.455
13	36 L.Mercado (ARG)	29.675
14	88 R.Krummenacher (SU)	30.292
15	35 R.De Rosa (ITA)	32.363
16	15 A.De Angelis (RSM)	32.606
17	86 A.Badovini (ITA)	41.582
18	37 O.Jezek (CZE)	50.615

14	88 R.Krummenacher (SU)	36.415
15	15 A.De Angelis (RSM)	40.615
16	35 R.De Rosa (ITA)	40.863
17	86 A.Badovini (ITA)	50.835
18	37 O.Jezek (CZE)	59.108

Lap 19

1	7 C.Davies (GBR)	
2	1 J.Rea (GBR)	0.150
3	66 T.Sykes (GBR)	2.339
4	33 M.Melandri (ITA)	13.592
5	12 X.Forés (ESP)	18.712
6	81 J.Torres (ESP)	25.604
7	6 S.Bradl (GER)	25.887
8	32 L.Savadori (ITA)	26.093
9	50 E.Laverty (IRL)	27.072
10	2 L.Camier (GBR)	33.398
11	40 R.Ramos (ESP)	33.624
12	69 N.Hayden (USA)	34.936
13	36 L.Mercado (ARG)	35.397
14	88 R.Krummenacher (SU)	38.580
15	15 A.De Angelis (RSM)	42.945
16	35 R.De Rosa (ITA)	43.212
17	86 A.Badovini (ITA)	53.816
18	37 O.Jezek (CZE)	1'01.207

Lap 16

1	7 C.Davies (GBR)	
2	1 J.Rea (GBR)	0.065
3	66 T.Sykes (GBR)	1.063
4	33 M.Melandri (ITA)	10.713
5	12 X.Forés (ESP)	15.101
6	50 E.Laverty (IRL)	19.172
7	81 J.Torres (ESP)	19.308
8	6 S.Bradl (GER)	20.999
9	32 L.Savadori (ITA)	22.269
10	2 L.Camier (GBR)	26.058
11	69 N.Hayden (USA)	26.152
12	40 R.Ramos (ESP)	27.849
13	36 L.Mercado (ARG)	31.356
14	88 R.Krummenacher (SU)	32.280
15	35 R.De Rosa (ITA)	35.361
16	15 A.De Angelis (RSM)	35.497
17	86 A.Badovini (ITA)	44.818
18	37 O.Jezek (CZE)	53.522

Lap 20

1	1 J.Rea (GBR)	
2	66 T.Sykes (GBR)	3.177
3	7 C.Davies (GBR)	9.267
4	33 M.Melandri (ITA)	15.205
5	12 X.Forés (ESP)	20.343
6	32 L.Savadori (ITA)	28.578
7	6 S.Bradl (GER)	30.058
8	50 E.Laverty (IRL)	32.905
9	40 R.Ramos (ESP)	36.350
10	2 L.Camier (GBR)	37.062
11	36 L.Mercado (ARG)	37.166
12	88 R.Krummenacher (SU)	40.901
13	69 N.Hayden (USA)	41.804
14	15 A.De Angelis (RSM)	45.224
15	35 R.De Rosa (ITA)	45.859
16	86 A.Badovini (ITA)	57.305
17	37 O.Jezek (CZE)	1'05.666

Lap 17

1	7 C.Davies (GBR)	
2	1 J.Rea (GBR)	0.143
3	66 T.Sykes (GBR)	1.360
4	33 M.Melandri (ITA)	11.402
5	12 X.Forés (ESP)	16.063
6	81 J.Torres (ESP)	20.455
7	50 E.Laverty (IRL)	20.798
8	6 S.Bradl (GER)	22.415
9	32 L.Savadori (ITA)	23.344
10	2 L.Camier (GBR)	28.403
11	69 N.Hayden (USA)	28.901
12	40 R.Ramos (ESP)	29.265
13	36 L.Mercado (ARG)	32.453
14	88 R.Krummenacher (SU)	34.175
15	15 A.De Angelis (RSM)	38.234
16	35 R.De Rosa (ITA)	38.429
17	86 A.Badovini (ITA)	47.749
18	37 O.Jezek (CZE)	56.414

Lap 21

1	1 J.Rea (GBR)	
2	66 T.Sykes (GBR)	4.501
3	33 M.Melandri (ITA)	17.673
4	12 X.Forés (ESP)	22.569
5	32 L.Savadori (ITA)	30.797
6	6 S.Bradl (GER)	33.530
7	40 R.Ramos (ESP)	39.176
8	50 E.Laverty (IRL)	39.254
9	36 L.Mercado (ARG)	39.266
10	2 L.Camier (GBR)	41.493
11	88 R.Krummenacher (SU)	43.623
12	15 A.De Angelis (RSM)	48.218
13	35 R.De Rosa (ITA)	49.487
14	69 N.Hayden (USA)	50.016
15	86 A.Badovini (ITA)	1'00.924
16	37 O.Jezek (CZE)	1'16.401

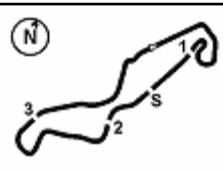
Lap 18

1	7 C.Davies (GBR)	
2	1 J.Rea (GBR)	0.328
3	66 T.Sykes (GBR)	2.100
4	33 M.Melandri (ITA)	12.538
5	12 X.Forés (ESP)	17.341
6	81 J.Torres (ESP)	21.480
7	50 E.Laverty (IRL)	23.818
8	6 S.Bradl (GER)	23.950
9	32 L.Savadori (ITA)	24.444
10	2 L.Camier (GBR)	30.676
11	40 R.Ramos (ESP)	30.960
12	69 N.Hayden (USA)	31.257
13	36 L.Mercado (ARG)	33.807

29/04/2017

These data/results cannot be reproduced, stored and/or transmitted in whole or in part by any manner of electronic, mechanical, photocopying, recording, broadcasting or otherwise now known or herein after developed without the previous express consent by the copyright owner, except for reproduction in daily press and regular printed publications on sale to the public within 60 days of the event related to those data/results and always provided that copyright symbol appears together as follows below.

© DORNA WSBK ORGANIZATION Srl 2017



Dutch Round, 28-29-30 April 2017 World Superbike - Best Sector & Speed Race 1

TT Circuit Assen 4.542 m

RESULTS

1	1 J. REA	Kawasaki ZX-10RR	Laps 21
2	66 T. SYKES	Kawasaki ZX-10RR	4.501
3	33 M. MELANDRI	Ducati Panigale R	17.673
4	12 X. FORÉS	Ducati Panigale R	22.569
5	32 L. SAVADORI	Aorilia RS4 RF	30.797
6	6 S. BRADL	Honda CBR1000RR	33.530
7	40 R. RAMOS	Kawasaki ZX-10RR	39.176
8	50 E. LAVERTY	Aorilia RS4 RF	39.254
9	36 L. MERCADO	Aorilia RS4 RF	39.266
10	2 L. CAMIER	MV Austa 1000 F4	41.493
11	88 R. KRUMMENACHER	Kawasaki ZX-10RR	43.623
12	15 A. DE ANGELIS	Kawasaki ZX-10RR	48.218
13	35 R. DE ROSA	BMW S 1000 RR	49.487
14	69 N. HAYDEN	Honda CBR1000RR	50.016
15	86 A. BADOVINI	Kawasaki ZX-10RR	1'00.924
16	37 O. JEZEK	Kawasaki ZX-10RR	1'16.401
RET	7 C. DAVIES	Ducati Panigale R	1 Lap
RET	81 J. TORRES	BMW S 1000 RR	2 Laos
RET	22 A. LOWES	Yamaha YZF R1	9 Laos
RET	84 R. RUSSO	Yamaha YZF R1	17 Laos
RET	60 M. VAN DER MARK	Yamaha YZF R1	19 Laos

SPEED

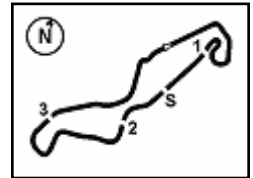
1	50 E. LAVERTY	Aorilia RS4 RF	294.0
2	1 J. REA	Kawasaki ZX-10RR	293.5
3	33 M. MELANDRI	Ducati Panigale R	293.1
4	66 T. SYKES	Kawasaki ZX-10RR	292.8
5	6 S. BRADL	Honda CBR1000RR	291.6
6	22 A. LOWES	Yamaha YZF R1	291.2
7	60 M. VAN DER MARK	Yamaha YZF R1	290.8
8	81 J. TORRES	BMW S 1000 RR	290.8
9	69 N. HAYDEN	Honda CBR1000RR	289.2
10	36 L. MERCADO	Aorilia RS4 RF	288.8
11	2 L. CAMIER	MV Austa 1000 F4	288.4
12	12 X. FORÉS	Ducati Panigale R	288.0
13	32 L. SAVADORI	Aorilia RS4 RF	287.7
14	88 R. KRUMMENACHER	Kawasaki ZX-10RR	287.3
15	7 C. DAVIES	Ducati Panigale R	286.9
16	15 A. DE ANGELIS	Kawasaki ZX-10RR	286.5
17	35 R. DE ROSA	BMW S 1000 RR	285.4
18	40 R. RAMOS	Kawasaki ZX-10RR	284.6
19	86 A. BADOVINI	Kawasaki ZX-10RR	283.9
20	37 O. JEZEK	Kawasaki ZX-10RR	282.0
21	84 R. RUSSO	Yamaha YZF R1	279.4

SEG. 1		SEG. 2		SEG. 3		SEG. 4		SEG. 5		
1	7 C. DAVIES	31.137	1 66 T. SYKES	5.002	1 2 L. CAMIER	9.044	1 7 C. DAVIES	27.480	1 66 T. SYKES	21.822
2	1 J. REA	31.213	2 50 E. LAVERTY	5.022	2 66 T. SYKES	9.054	2 33 M. MELANDRI	27.585	2 1 J. REA	21.886
3	33 M. MELANDRI	31.337	3 33 M. MELANDRI	5.041	3 7 C. DAVIES	9.075	3 1 J. REA	27.587	3 33 M. MELANDRI	21.900
4	66 T. SYKES	31.385	4 1 J. REA	5.055	4 1 J. REA	9.076	4 66 T. SYKES	27.676	4 32 L. SAVADORI	22.021
5	50 E. LAVERTY	31.427	5 81 J. TORRES	5.078	5 12 X. FORÉS	9.121	5 50 E. LAVERTY	27.710	5 2 L. CAMIER	22.034
6	81 J. TORRES	31.591	6 35 R. DE ROSA	5.079	6 60 M. VAN DER MAR	9.142	6 22 A. LOWES	27.745	6 7 C. DAVIES	22.046
7	2 L. CAMIER	31.631	7 6 S. BRADL	5.081	7 32 L. SAVADORI	9.156	7 6 S. BRADL	27.748	7 22 A. LOWES	22.149
8	32 L. SAVADORI	31.641	8 22 A. LOWES	5.082	8 33 M. MELANDRI	9.179	8 32 L. SAVADORI	27.752	8 12 X. FORÉS	22.188
9	12 X. FORÉS	31.648	9 60 M. VAN DER MAR	5.085	9 50 E. LAVERTY	9.185	9 81 J. TORRES	27.793	9 60 M. VAN DER MAR	22.193
10	6 S. BRADL	31.663	10 12 X. FORÉS	5.090	10 69 N. HAYDEN	9.211	10 12 X. FORÉS	27.794	10 69 N. HAYDEN	22.204
11	69 N. HAYDEN	31.694	11 36 L. MERCADO	5.093	11 22 A. LOWES	9.238	11 69 N. HAYDEN	27.811	11 6 S. BRADL	22.219
12	60 M. VAN DER MAR	31.697	12 7 C. DAVIES	5.099	12 81 J. TORRES	9.262	12 2 L. CAMIER	27.832	12 36 L. MERCADO	22.287
13	22 A. LOWES	31.712	13 69 N. HAYDEN	5.112	13 6 S. BRADL	9.275	13 88 R. KRUMMENAC	27.950	13 86 A. BADOVINI	22.288
14	35 R. DE ROSA	31.727	14 32 L. SAVADORI	5.117	14 36 L. MERCADO	9.301	14 60 M. VAN DER MAR	27.972	14 50 E. LAVERTY	22.305
15	40 R. RAMOS	31.737	15 15 A. DE ANGELIS	5.124	15 40 R. RAMOS	9.320	15 35 R. DE ROSA	27.990	15 81 J. TORRES	22.319
16	88 R. KRUMMENAC	31.748	16 40 R. RAMOS	5.130	16 15 A. DE ANGELIS	9.331	16 40 R. RAMOS	28.000	16 88 R. KRUMMENAC	22.349
17	36 L. MERCADO	31.861	17 88 R. KRUMMENAC	5.142	17 88 R. KRUMMENAC	9.339	17 15 A. DE ANGELIS	28.026	17 40 R. RAMOS	22.356
18	86 A. BADOVINI	31.967	18 86 A. BADOVINI	5.171	18 86 A. BADOVINI	9.352	18 36 L. MERCADO	28.050	18 35 R. DE ROSA	22.391
19	15 A. DE ANGELIS	31.996	19 2 L. CAMIER	5.176	19 35 R. DE ROSA	9.376	19 86 A. BADOVINI	28.184	19 15 A. DE ANGELIS	22.413
20	37 O. JEZEK	32.275	20 37 O. JEZEK	5.204	20 37 O. JEZEK	9.455	20 37 O. JEZEK	28.395	20 37 O. JEZEK	22.810
21	84 R. RUSSO	32.301	21 84 R. RUSSO	5.250	21 84 R. RUSSO	9.458	21 84 R. RUSSO	28.555	21 84 R. RUSSO	22.829

29/04/2017

These data/results cannot be reproduced, stored and/or transmitted in whole or in part by any manner of electronic, mechanical, photocopying, recording, broadcasting or otherwise now known or herein after developed without the previous express consent by the copyright owner, except for reproduction in daily press and regular printed publications on sale to the public within 60 days of the event related to those data/results and always provided that copyright symbol appears together as follows below.

© DORNA WSBK ORGANIZATION Srl 2017



Dutch Round, 28-29-30 April 2017
World Superbike - Chronological Analysis Race 1

Start at 13:00'19.877

TT Circuit Assen 4.542 m

1 / 3

1 J. REA (1'34.880)								
Lap	Seg. 1	Seg. 2	Seg. 3	Seg. 4	Seg. 5	Lap Time	km/h	Local Time
1	36.158	5.055	9.301	27.693	22.069	1'40.276	293.2	13:02'00.153
2	31.676	5.060	9.169	27.587	22.002	1'35.494	293.6	13:03'35.647
3	31.213	5.104	9.076	27.601	21.886	1'34.880	289.6	13:05'10.527
4	31.296	5.089	9.150	27.770	21.989	1'35.294	290.4	13:06'45.821
5	31.423	5.105	9.081	27.813	22.145	1'35.567	288.4	13:08'21.388
6	31.458	5.107	9.089	27.866	22.004	1'35.524	288.0	13:09'56.912
7	31.572	5.112	9.314	27.709	22.282	1'35.989	287.3	13:11'32.901
8	31.455	5.096	9.145	27.885	21.970	1'35.551	288.8	13:13'08.452
9	31.496	5.108	9.227	27.816	22.069	1'35.716	288.4	13:14'44.168
10	31.515	5.068	9.087	28.031	21.999	1'35.700	292.0	13:16'19.868
11	31.610	5.084	9.163	27.996	22.106	1'35.959	291.2	13:17'55.827
12	31.803	5.119	9.202	27.972	22.050	1'36.146	288.4	13:19'31.973
13	31.894	5.079	9.171	27.915	21.933	1'35.992	289.6	13:21'07.965
14	31.593	5.067	9.190	27.974	22.328	1'36.152	291.2	13:22'44.117
15	31.675	5.079	9.460	27.955	21.969	1'36.138	290.8	13:24'20.255
16	31.589	5.071	9.171	27.996	21.976	1'35.803	292.0	13:25'56.058
17	31.844	5.090	9.171	27.871	22.151	1'36.127	292.0	13:27'32.185
18	31.715	5.093	9.181	27.922	22.449	1'36.360	289.6	13:29'08.545
19	31.684	5.097	9.119	27.785	22.417	1'36.102	290.8	13:30'44.647
20	31.678	5.124	9.224	28.045	22.162	1'36.233	288.0	13:32'20.880
21	31.551	5.139	9.262	28.023	22.104	1'36.079	288.0	13:33'56.959

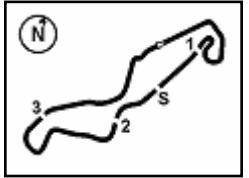
66 T. SYKES (1'35.084)								
Lap	Seg. 1	Seg. 2	Seg. 3	Seg. 4	Seg. 5	Lap Time	km/h	Local Time
1	36.034	5.067	9.167	27.806	22.225	1'40.299	290.0	13:02'00.176
2	31.500	5.111	9.054	27.679	22.278	1'35.622	288.4	13:03'35.798
3	31.385	5.034	9.167	27.676	21.822	1'35.084	290.8	13:05'10.882
4	31.387	5.033	9.166	27.742	22.085	1'35.413	289.6	13:06'46.295
5	31.666	5.108	9.156	27.926	21.952	1'35.808	288.0	13:08'22.103
6	31.500	5.085	9.152	27.931	21.925	1'35.593	288.0	13:09'57.696
7	31.417	5.086	9.167	27.864	22.031	1'35.565	289.6	13:11'33.261
8	31.462	5.040	9.203	28.010	22.044	1'35.759	291.6	13:13'09.200
9	31.489	5.084	9.222	27.881	21.991	1'35.667	290.0	13:14'44.687
10	31.577	5.067	9.205	28.009	21.926	1'35.784	290.8	13:16'20.471
11	31.474	5.045	9.197	27.959	22.014	1'35.689	291.2	13:17'56.160
12	31.727	5.002	9.335	28.024	22.196	1'36.284	292.8	13:19'32.444
13	31.787	5.056	9.275	28.065	22.102	1'36.285	291.6	13:21'08.729
14	31.568	5.077	9.244	28.027	22.116	1'35.932	289.6	13:22'44.661
15	31.581	5.036	9.292	28.164	22.132	1'36.205	292.4	13:24'20.866
16	31.606	5.070	9.398	28.072	22.044	1'36.190	289.6	13:25'57.056
17	31.730	5.035	9.297	28.126	22.158	1'36.346	291.6	13:27'33.402
18	31.833	5.119	9.383	28.176	22.404	1'36.915	287.3	13:29'10.317
19	31.680	5.080	9.275	28.130	22.354	1'36.519	290.0	13:30'46.836
20	31.804	5.079	9.435	28.457	22.446	1'37.221	288.0	13:32'24.057
21	31.864	5.107	9.509	28.500	22.423	1'37.403	288.0	13:34'01.460

33 M. MELANDRI (1'35.227)								
Lap	Seg. 1	Seg. 2	Seg. 3	Seg. 4	Seg. 5	Lap Time	km/h	Local Time
1	36.531	5.041	9.371	27.673	22.055	1'40.671	293.2	13:02'00.548
2	31.625	5.080	9.258	27.761	22.001	1'35.725	290.0	13:03'36.273
3	31.498	5.052	9.192	27.585	21.900	1'35.227	292.4	13:05'11.500
4	31.337	5.063	9.179	27.759	22.093	1'35.431	288.8	13:06'46.931
5	31.444	5.049	9.314	27.869	22.022	1'35.698	292.0	13:08'22.629
6	31.624	5.099	9.321	28.224	22.101	1'36.369	284.6	13:09'58.998
7	31.723	5.214	9.413	28.150	22.340	1'36.840	278.0	13:11'35.838
8	31.779	5.147	9.238	28.180	22.260	1'36.604	286.5	13:13'12.442
9	31.717	5.146	9.360	28.218	22.276	1'36.717	282.4	13:14'49.159
10	31.654	5.138	9.278	28.071	22.272	1'36.413	286.5	13:16'25.572
11	31.770	5.135	9.482	28.352	22.241	1'36.980	286.9	13:18'02.552
12	31.772	5.221	9.311	28.151	22.237	1'36.692	280.2	13:19'39.244
13	31.796	5.157	9.347	28.308	22.285	1'36.893	282.7	13:21'16.137
14	31.822	5.185	9.330	28.228	22.161	1'36.726	283.9	13:22'52.863
15	31.880	5.159	9.527	28.287	22.342	1'37.195	284.6	13:24'30.058
16	31.736	5.116	9.337	28.183	22.276	1'36.648	288.0	13:26'06.706
17	31.730	5.141	9.359	28.205	22.303	1'36.738	287.7	13:27'43.444
18	31.940	5.124	9.648	28.216	22.383	1'37.311	286.5	13:29'20.755
19	31.914	5.152	9.383	28.467	22.418	1'37.334	283.1	13:30'58.089
20	32.054	5.129	9.422	28.600	22.791	1'37.996	284.6	13:32'36.085
21	32.210	5.138	9.481	28.964	22.754	1'38.547	286.9	13:34'14.632

12 X. FORÉS (1'36.061)								
Lap	Seg. 1	Seg. 2	Seg. 3	Seg. 4	Seg. 5	Lap Time	km/h	Local Time
1	37.226	5.140	9.428	27.913	22.188	1'41.895	285.8	13:02'01.772
2	31.950	5.090	9.247	27.799	22.268	1'36.354	286.1	13:03'38.126
3	31.836	5.111	9.121	27.794	22.199	1'36.061	286.9	13:05'14.187
4	31.648	5.102	9.132	27.946	22.460	1'36.288	288.0	13:06'50.475

5	31.740	5.126	9.358	28.387	22.495	1'37.106	285.0	13:08'27.581
6	31.705	5.203	9.169	27.899	22.328	1'36.304	280.2	13:10'03.885
7	31.857	5.211	9.197	28.205	22.480	1'36.950	280.2	13:11'40.835
8	31.886	5.214	9.237	27.965	22.266	1'36.568	280.9	13:13'17.403
9	31.750	5.228	9.194	28.034	22.268	1'36.474	280.9	13:14'53.877
10	31.710	5.195	9.259	27.976	22.423	1'36.563	280.9	13:16'30.440
11	31.812	5.220	9.237	27.974	22.360	1'36.603	279.8	13:18'07.043
12	31.828	5.201	9.295	28.098	22.289	1'36.711	277.3	13:19'43.754
13	32.012	5.197	9.278	28.061	22.249	1'36.797	281.6	13:21'20.551
14	31.732	5.178	9.355	28.066	22.327	1'36.658	282.0	13:22'57.209
15	31.927	5.206	9.306	28.029	22.389	1'36.857	280.5	13:24'34.066
16	31.849	5.182	9.356	28.181	22.460	1'37.028	282.0	13:26'11.094
17	31.943	5.146	9.298	28.179	22.445	1'37.011	283.9	13:27'48.105
18	31.968	5.174	9.326	28.189	22.796	1'37.453	282.4	13:29'25.558
19	32.208	5.176	9.380	28.302	22.585	1'37.651	281.3	13:31'03.209
20	32.240	5.233	9.427	28.416	22.698	1'38.014	280.5	13:32'41.223
21	32.210	5.160	9.416	28.527	22.992	1'38.305	283.1	13:34'19.528

32 L. SAVADORI (1'35.773)								
Lap	Seg. 1	Seg. 2	Seg. 3	Seg. 4	Seg. 5	Lap Time	km/h	Local Time
1	36.828	5.117	9.425	27.752	22.021	1'41.143	287.3	13:02'01.020
2	31.641	5.150	9.156	27.770	22.056	1'35.773	286.1	13:03'36.793
3	31.671	5.145	9.167	27.888	22.185	1'36.056	285.8	13:05'12.849
4	31.791	5.183	9.191	28.215	22.443	1'36.823	283.1	13:06'49.672
5	32.086	5.196	9.349	28.960	22.610	1'38.201	281.6	13:08'27.873
6	32.038	5.158	9.329	28.120	22.207	1'36.852	285.4	13:10'04.725
7	32.322	5.134	9.338	28.139	22.348	1'37.281	287.7	13:11'42.006
8	32.030	5.143	9.312	28.272	22.431	1'37.188	286.9	13:13'19.194
9	31.997	5.173	9.368	28.385	22.403	1'37.326	285.8	13:14'56.520
10	31.982	5.174	9.329	28.348	22.510	1'37.343	282.0	13:16'33.863
11	31.888	5.197	9.512	28.644	22.350	1'37.591	282.7	13:18'11.454
12	32.308	5.159	9.292	28.376	22.262	1'37.397	282.7	13:19'48.851
13	32.063	5.194	9.342	28.223	22.369	1'37.191	283.9	13:21'26.042
14	31.979	5.210	9.412	28.294	22.455	1'37.350	283.1	13:23'03.392
15	32.072	5.234	9.354	28.341	22.494	1'37.495	282.0	13:24'40.887
16	32.031	5.185	9.358	28.285	22.516	1'37.375	283.9	13:26'18.262
17	31.930	5.165	9.328	28.297	22.404	1'37.124	283.9	13:27'55.386
18	31.895	5.187	9.472	28.315	22.406	1'37.275	286.5	13:29'32.661
19	32.286	5.232	9.388	28.364	22.659	1'37.929	280.9	13:31'10.590
20	33.019	5.267	9.501	28.388	22.693	1'38.868	281.6	13:32'49.548
21	32.116	5.243	9.381	28.760	22.			



TT Circuit Assen 4.542 m

Dutch Round, 28-29-30 April 2017

World Superbike - Chronological Analysis Race 1

Start at 13:00'19.877

2 / 3

13	32.070	5.254	9.550	28.169	22.556	1'37.599	279.1	13:21'31.691
14	31.854	5.272	9.475	28.177	22.576	1'37.354	279.1	13:23'09.045
15	31.926	5.217	9.457	28.290	22.501	1'37.391	280.9	13:24'46.436
16	31.905	5.243	9.369	28.285	22.604	1'37.406	282.7	13:26'23.842
17	31.949	5.223	9.485	28.269	22.539	1'37.465	283.1	13:28'01.307
18	32.173	5.130	9.539	28.392	22.636	1'37.870	284.2	13:29'39.177
19	32.446	5.173	9.570	28.669	23.086	1'38.944	283.9	13:31'18.121
20	32.305	5.242	9.518	28.786	23.258	1'39.109	279.8	13:32'57.230
21	32.507	5.225	9.547	28.699	22.927	1'38.905	280.5	13:34'36.135

50 E. LAVERTY (1'35.937)

Lap	Seg. 1	Seg. 2	Seg. 3	Seg. 4	Seg. 5	Lap Time	km/h	Local Time
1	36.929	5.022	9.891	28.026	22.305	1'42.173	294.0	13:02'02.050
2	31.458	5.124	9.276	27.710	22.375	1'35.943	288.0	13:03'37.993
3	31.427	5.123	9.185	27.782	22.420	1'35.937	288.4	13:05'13.930
4	31.570	5.105	9.305	27.954	22.453	1'36.387	291.2	13:06'50.317
5	31.588	5.171	9.500	28.427	22.807	1'37.493	284.6	13:08'27.810
6	31.743	5.127	9.356	28.061	22.365	1'36.652	289.2	13:10'04.462
7	31.580	5.151	9.361	28.140	22.453	1'36.685	286.9	13:11'41.147
8	31.829	5.098	9.445	28.109	22.334	1'36.815	288.8	13:13'17.962
9	31.661	5.132	9.342	28.066	22.327	1'36.528	287.7	13:14'54.490
10	31.810	5.160	9.414	28.264	22.495	1'37.143	287.3	13:16'31.633
11	32.244	5.168	9.451	28.122	22.440	1'37.425	286.9	13:18'09.058
12	31.782	5.144	9.414	28.145	22.412	1'36.897	286.1	13:19'45.955
13	31.778	5.148	9.405	28.204	22.566	1'37.101	285.8	13:21'23.066
14	32.025	5.177	9.465	28.288	22.424	1'37.379	284.6	13:23'00.435
15	31.898	5.149	9.463	28.302	22.580	1'37.392	286.1	13:24'37.827
16	31.915	5.164	9.463	28.314	22.482	1'37.338	286.1	13:26'15.165
17	32.240	5.118	9.525	28.262	22.530	1'37.675	286.1	13:27'52.840
18	32.243	5.624	9.935	28.562	22.831	1'39.195	270.7	13:29'32.035
19	32.897	5.413	9.910	28.490	22.824	1'39.534	274.5	13:31'11.569
20	32.836	5.391	10.148	29.434	24.407	1'42.216	277.6	13:32'53.785
21	33.940	5.474	10.109	29.454	23.451	1'42.428	271.7	13:34'36.213

36 L. MERCADO (1'36.918)

Lap	Seg. 1	Seg. 2	Seg. 3	Seg. 4	Seg. 5	Lap Time	km/h	Local Time
1	38.897	5.129	9.790	29.204	22.699	1'45.719	280.9	13:02'05.596
2	32.213	5.134	9.447	28.050	22.419	1'37.263	276.9	13:03'42.859
3	32.317	5.093	9.500	28.127	22.287	1'37.324	284.6	13:05'20.183
4	31.872	5.104	9.392	28.055	22.495	1'36.918	288.0	13:06'57.101
5	32.015	5.121	9.488	28.270	22.642	1'37.536	284.2	13:08'34.637
6	32.558	5.158	9.619	28.506	22.724	1'38.565	276.2	13:10'13.202
7	31.919	5.185	9.327	28.182	22.553	1'37.166	282.7	13:11'50.368
8	32.043	5.167	9.437	28.293	22.674	1'37.614	284.2	13:13'27.982
9	31.963	5.212	9.358	28.159	22.599	1'37.291	282.7	13:15'05.273
10	31.978	5.307	9.686	28.244	22.611	1'37.826	275.5	13:16'43.099
11	32.062	5.194	9.385	28.167	22.435	1'37.243	280.9	13:18'20.342
12	31.912	5.227	9.444	28.206	22.511	1'37.300	278.0	13:19'57.642
13	31.861	5.208	9.405	28.142	22.591	1'37.207	281.3	13:21'34.849
14	32.112	5.203	9.415	28.287	22.517	1'37.534	283.5	13:23'12.383
15	31.935	5.189	9.389	28.316	22.444	1'37.273	283.5	13:24'49.656
16	32.045	5.214	9.462	28.271	22.701	1'37.693	281.6	13:26'27.349
17	31.954	5.173	9.423	28.265	22.331	1'37.146	285.0	13:28'04.495
18	32.132	5.136	9.404	28.345	22.512	1'37.529	288.8	13:29'42.024
19	32.453	5.161	9.301	28.439	22.516	1'37.870	286.1	13:31'19.894
20	32.433	5.114	9.480	28.539	22.586	1'38.152	288.8	13:32'58.046
21	32.359	5.115	9.454	28.466	22.785	1'38.179	287.3	13:34'36.225

2 L. CAMIER (1'35.909)

Lap	Seg. 1	Seg. 2	Seg. 3	Seg. 4	Seg. 5	Lap Time	km/h	Local Time
1	39.020	5.178	9.685	28.085	22.704	1'44.672	269.6	13:02'04.549
2	31.744	5.202	9.196	27.964	22.084	1'36.190	285.0	13:03'40.739
3	31.631	5.176	9.236	27.832	22.034	1'35.909	288.4	13:05'16.648
4	31.755	5.183	9.044	28.658	22.298	1'36.938	286.1	13:06'53.586
5	31.719	5.242	9.143	28.052	22.428	1'36.584	279.4	13:08'30.170
6	32.056	5.266	9.304	28.134	22.351	1'37.111	278.4	13:10'07.281
7	31.850	5.281	9.207	28.086	22.383	1'36.807	280.5	13:11'44.088
8	32.022	5.249	9.244	28.197	22.352	1'37.064	281.6	13:13'21.152
9	31.903	5.217	9.254	28.117	22.367	1'36.858	283.5	13:14'58.010
10	31.973	5.209	9.330	28.193	22.320	1'37.025	285.0	13:16'35.035
11	32.217	5.201	9.262	28.223	22.602	1'37.505	283.9	13:18'12.540
12	31.932	5.189	9.301	28.261	22.381	1'37.064	285.0	13:19'49.604
13	32.328	5.270	9.441	28.415	22.602	1'38.056	278.0	13:21'27.660
14	32.229	5.269	9.420	28.809	22.691	1'38.418	276.2	13:23'06.078
15	32.194	5.230	9.369	28.514	22.493	1'37.800	282.7	13:24'43.878
16	32.225	5.205	9.315	28.456	22.972	1'38.173	285.0	13:26'22.051
17	32.420	5.246	9.405	28.733	22.590	1'38.394	279.4	13:28'00.445
18	32.376	5.254	9.347	28.749	22.722	1'38.448	280.2	13:29'38.893
19	32.485	5.256	9.420	28.917	22.924	1'39.002	280.5	13:31'17.895
20	33.071	5.214	9.507	29.193	23.062	1'40.047	283.5	13:32'57.942

29/04/2017

P = Pits In/Out - C = Lap-Time Cancelled

These data/results cannot be reproduced, stored and/or transmitted in whole or in part by any manner of electronic, mechanical, photocopying, recording, broadcasting or otherwise now known or herein after developed without the previous express consent by the copyright owner, except for reproduction in daily press and regular printed publications on sale to the public within 60 days of the event related to those data/results and always provided that copyright symbol appears together as follows below.

© DORNA WSBK ORGANIZATION Srl 2017

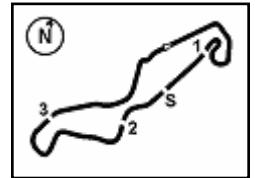
21	33.290	5.209	9.614	29.365	23.032	1'40.510	283.9	13:34'38.452
----	--------	-------	-------	--------	--------	----------	-------	--------------

88 R. KRUMMENACHER (1'36.915)

Lap	Seg. 1	Seg. 2	Seg. 3	Seg. 4	Seg. 5	Lap Time	km/h	Local Time
1	38.354	5.156	9.590	30.516	22.862	1'46.478	283.9	13:02'06.355
2	31.923	5.142	9.521	28.202	22.477	1'37.265	276.6	13:03'43.620
3	31.809	5.163	9.454	28.235	22.455	1'37.116	283.9	13:05'20.736
4	32.000	5.187	9.420	27.950	22.358	1'36.915	287.3	13:06'57.651
5	31.748	5.184	9.363	28.173	22.756	1'37.224	283.5	13:08'34.875
6	32.437	5.203	9.605	28.654	22.819	1'38.718	274.1	13:10'13.593
7	32.306	5.155	9.532	28.290	22.408	1'37.691	285.8	13:11'51.284
8	32.001	5.222	9.339	28.089	22.521	1'37.172	282.0	13:13'28.456
9	32.003	5.197	9.434	28.100	22.444	1'37.178	281.3	13:15'05.634
10	32.111	5.213	9.647	28.195	22.424	1'37.590	283.1	13:16'43.224
11	32.144	5.240	9.450	28.108	22.495	1'37.437	274.1	13:18'20.661
12	32.082	5.208	9.387	28.204	22.562	1'37.443	280.2	13:19'58.104
13	32.062	5.195	9.451	28.165	22.349	1'37.222	282.4	13:21'35.326
14	31.990	5.219	9.447	28.254	22.409	1'37.319	281.6	13:23'12.645
15	32.135	5.206	9.417	28.248	22.622	1'37.628	282.4	13:24'50.273
16	32.368	5.212	9.502	28.313	22.605	1'38.000	282.0	13:26'28.275
17	32.155	5.209	9.481	28.415	22.684	1'37.944	281.3	13:28'06.217
18	32.643	5.231	9.536	28.376	22.629	1'38.415	280.2	13:29'44.632
19	32.393	5.221	9.514	28.660	22.757	1'38.445	279.1	13:31'23.077
20	32.300	5.213	9.517	28.638	23.036	1'38.704	281.3	13:33'01.781
21	32.493	5.210	9.552	28.843	22.703	1'38.801	281.3	13:34'40.582

15 A. DE ANGELIS (1'37.110)

Lap	Seg. 1	Seg. 2	Seg. 3	Seg. 4	Seg. 5	Lap Time	km/h	Local Time
1	38.668	5.124	9.769	28.082	22.916	1'44.559	286.1	13:02'04.436
2	32.162	5.174	9.331	28.026	22.417	1'37.110	284.6	13:03'41.546
3	32.122	5.182	9.401	28.074	22.616	1'37.395	283.1	13:05'18.941
4	32.134	5.222	9.498	28.150	22.469	1'37.473	281.6	13:06'56.414
5	32.068	5.226	9.558	28.435	22.701	1'37.988	279.4	13:08'34.402
6	32.358	5.254	9.598	28.739	23.010	1'38.959	278.0	13:10'13.361
7	32.338	5.204	9.565	28.198	22.525	1'37.830	282.7	13:11'51.191
8	32.393	5.191	9.454	28.204	22.497	1'37.739	28	



TT Circuit Assen 4.542 m

Dutch Round, 28-29-30 April 2017

World Superbike - Chronological Analysis Race 1

Start at 13:00'19.877

3 / 3

Lap	Seg. 1	Seg. 2	Seg. 3	Seg. 4	Seg. 5	Lap Time	km/h	Local Time
4	31.694	5.168	9.211	28.996	22.436	1'37.505	284.6	13:06'53.978
5	31.782	5.160	9.347	28.093	22.427	1'36.809	284.6	13:08'30.787
6	31.817	5.176	9.363	28.087	22.481	1'36.924	282.7	13:10'07.711
7	31.865	5.179	9.307	28.011	22.389	1'36.751	284.6	13:11'44.462
8	31.975	5.168	9.319	28.092	22.450	1'37.004	284.6	13:13'21.466
9	31.920	5.146	9.344	28.157	22.468	1'37.035	286.1	13:14'58.501
10	31.827	5.112	9.451	28.094	22.492	1'36.956	289.2	13:16'35.477
11	32.101	5.127	9.408	28.264	22.416	1'37.316	285.8	13:18'12.793
12	32.059	5.144	9.324	28.147	22.568	1'37.242	285.0	13:19'50.035
13	32.139	5.159	9.483	28.355	22.573	1'37.709	280.2	13:21'27.744
14	32.390	5.155	9.378	28.338	22.801	1'38.062	280.2	13:23'05.806
15	31.984	5.221	9.494	28.305	22.793	1'37.797	280.9	13:24'43.603
16	32.043	5.213	9.415	28.390	23.481	1'38.542	280.5	13:26'22.145
17	32.536	5.150	9.482	28.701	22.929	1'38.798	280.9	13:28'00.943
18	32.316	5.148	9.536	28.452	23.079	1'38.531	285.8	13:29'39.474
19	32.592	5.170	9.597	29.272	23.328	1'39.959	283.9	13:31'19.433
20	33.094	5.173	10.143	30.533	24.308	1'43.251	279.1	13:33'02.684
21	34.118	5.338	10.873	29.884	24.078	1'44.291	262.1	13:34'46.975

86 A. BADOVINI (1'37.272)

Lap	Seg. 1	Seg. 2	Seg. 3	Seg. 4	Seg. 5	Lap Time	km/h	Local Time
1	39.395	5.171	9.625	28.724	22.579	1'45.494	283.9	13:02'05.371
2	32.215	5.233	9.352	28.184	22.288	1'37.272	280.5	13:03'42.643
3	32.261	5.218	9.534	28.532	22.365	1'37.910	282.0	13:05'20.553
4	31.967	5.209	9.392	28.526	22.554	1'37.648	282.0	13:06'58.201
5	32.224	5.267	9.437	28.431	22.664	1'38.023	278.7	13:08'36.224
6	32.185	5.281	9.373	28.512	22.595	1'37.946	278.4	13:10'14.170
7	32.274	5.224	9.430	28.307	22.514	1'37.749	281.6	13:11'51.919
8	32.278	5.249	9.386	28.326	22.437	1'37.676	280.5	13:13'29.595
9	32.098	5.248	9.384	28.398	22.489	1'37.617	280.9	13:15'07.212
10	32.436	5.279	9.696	28.660	22.734	1'38.805	275.9	13:16'46.017
11	33.427	5.307	9.462	28.714	22.738	1'39.648	274.1	13:18'25.665
12	32.671	5.318	9.456	28.652	22.851	1'38.948	274.5	13:20'04.613
13	32.561	5.322	9.540	28.875	22.898	1'39.196	274.5	13:21'43.809
14	32.587	5.341	9.546	28.619	22.795	1'38.888	273.4	13:23'22.697
15	32.563	5.376	9.571	28.628	22.728	1'38.866	272.4	13:25'01.563
16	32.523	5.341	9.611	28.860	22.913	1'39.248	273.1	13:26'40.811
17	32.670	5.312	9.543	28.678	22.777	1'38.980	274.1	13:28'19.791
18	32.580	5.342	9.539	28.771	23.029	1'39.261	275.2	13:29'59.052
19	32.730	5.384	9.550	28.696	22.901	1'39.261	273.4	13:31'38.313
20	32.684	5.321	10.029	28.822	23.016	1'39.872	275.9	13:33'18.185
21	32.953	5.305	9.670	28.843	22.927	1'39.698	274.5	13:34'57.883

37 O. JEZEK (1'38.379)

Lap	Seg. 1	Seg. 2	Seg. 3	Seg. 4	Seg. 5	Lap Time	km/h	Local Time
1	39.743	5.241	9.612	28.858	22.981	1'46.435	282.0	13:02'06.312
2	32.414	5.204	9.541	28.729	23.084	1'38.972	280.5	13:03'45.284
3	32.363	5.214	9.558	28.505	22.810	1'38.450	280.5	13:05'23.734
4	32.407	5.332	9.563	28.560	22.990	1'38.852	274.8	13:07'02.586
5	32.364	5.328	9.495	28.395	23.076	1'38.658	272.7	13:08'41.244
6	32.301	5.344	9.455	28.642	23.093	1'38.835	272.7	13:10'20.079
7	32.286	5.326	9.473	28.503	23.018	1'38.606	272.7	13:11'58.685
8	32.610	5.388	9.507	28.526	23.050	1'39.081	272.4	13:13'37.766
9	32.301	5.394	9.542	28.527	22.875	1'38.639	270.7	13:15'16.405
10	32.702	5.403	9.505	28.535	23.033	1'39.178	270.7	13:16'55.585
11	32.592	5.364	9.507	28.604	23.005	1'39.072	271.3	13:18'34.655
12	32.402	5.343	9.604	28.721	22.854	1'38.924	272.4	13:20'13.579
13	32.398	5.355	9.525	28.825	23.098	1'39.201	272.4	13:21'52.780
14	32.497	5.328	9.560	28.647	23.008	1'39.040	273.4	13:23'31.820
15	32.464	5.366	9.482	28.480	22.984	1'38.776	272.4	13:25'10.596
16	32.496	5.333	9.623	28.524	22.943	1'38.919	274.5	13:26'49.515
17	32.506	5.326	9.484	28.688	22.937	1'38.941	275.2	13:28'28.456
18	32.479	5.312	9.497	28.565	23.016	1'38.869	274.5	13:30'07.325
19	32.275	5.312	9.486	28.437	22.869	1'38.379	275.9	13:31'45.704
20	32.448	5.397	10.124	28.978	23.895	1'40.842	271.0	13:33'26.546
21	33.940	5.574	10.759	30.072	26.469	1'46.814	250.5	13:35'13.360

7 C. DAVIES (1'35.025)

Lap	Seg. 1	Seg. 2	Seg. 3	Seg. 4	Seg. 5	Lap Time	km/h	Local Time
1	35.815	5.164	9.296	27.569	22.046	1'39.890	283.9	13:01'59.767
2	31.137	5.133	9.097	27.480	22.178	1'35.025	285.8	13:03'34.792
3	31.316	5.164	9.104	27.683	22.051	1'35.318	285.4	13:05'10.110
4	31.417	5.168	9.152	27.726	22.101	1'35.564	283.5	13:06'45.674
5	31.289	5.175	9.075	27.877	22.049	1'35.465	282.7	13:08'21.139
6	31.409	5.181	9.156	27.758	22.101	1'35.605	282.0	13:09'56.744
7	31.549	5.198	9.116	27.905	22.178	1'35.946	283.5	13:11'32.690
8	31.371	5.151	9.120	27.831	22.127	1'35.600	285.4	13:13'08.290
9	31.405	5.154	9.127	27.904	22.130	1'35.720	283.9	13:14'44.010
10	31.372	5.128	9.172	27.906	22.163	1'35.741	285.8	13:16'19.751
11	31.519	5.131	9.159	27.980	22.165	1'35.954	286.1	13:17'55.705

29/04/2017

P = Pits In/Out - C = Lap-Time Cancelled

These data/results cannot be reproduced, stored and/or transmitted in whole or in part by any manner of electronic, mechanical, photocopying, recording, broadcasting or otherwise now known or herein after developed without the previous express consent by the copyright owner, except for reproduction in daily press and regular printed publications on sale to the public within 60 days of the event related to those data/results and always provided that copyright symbol appears together as follows below.

© DORNA WSBK ORGANIZATION Srl 2017

Lap	Seg. 1	Seg. 2	Seg. 3	Seg. 4	Seg. 5	Lap Time	km/h	Local Time
12	31.663	5.181	9.181	27.934	22.242	1'36.201	283.9	13:19'31.906
13	31.601	5.142	9.191	27.907	22.110	1'35.951	286.1	13:21'07.857
14	31.440	5.136	9.214	28.030	22.309	1'36.129	286.9	13:22'43.986
15	31.413	5.141	9.284	27.946	22.211	1'35.995	285.0	13:24'19.981
16	31.515	5.144	9.204	27.947	22.202	1'36.012	284.6	13:25'55.993
17	31.509	5.127	9.159	28.056	22.198	1'36.049	286.9	13:27'32.042
18	31.582	5.145	9.112	28.004	22.332	1'36.175	285.0	13:29'08.217
19	31.475	5.183	9.183	28.010	22.429	1'36.280	286.1	13:30'44.497
20	31.909	5.099	9.257	28.082	23.303	1'45.650	283.9	13:32'30.147

81 J. TORRES (1'36.325)

Lap	Seg. 1	Seg. 2	Seg. 3	Seg. 4	Seg. 5	Lap Time	km/h	Local Time
1	37.764	5.078	9.632	28.031	22.400	1'42.905	285.0	13:02'02.782
2	31.741	5.122	9.293	27.798	22.371	1'36.325	287.3	13:03'39.107
3	31.783	5.144	9.402	27.793	22.361	1'36.483	279.8	13:05'15.590
4	31.731	5.113	9.262	27.958	22.432	1'36.496	289.6	13:06'52.086
5	31.869	5.105	9.320	28.027	22.495	1'36.816	284.6	13:08'28.902
6	31.753	5.130	9.376	28.131	22.331	1'36.721	286.1	13:10'05.623
7	31.728	5.096	9.435	28.027	22.401	1'36.687	290.8	13:11'42.310
8	32.165	5.129	9.269	28.109	22.539	1'37.211	290.4	13:13'19.521
9	32.015	5.169	9.314	28.210	22.535	1'37.243	287.7	13:14'56.764
10	32.331	5.222	9.584	28.130	22.337	1'37.604	282.4	13:16'34.368
11	31.773	5.129	9.455	28.473	22.424	1'37.254	289.2	13:18'11.622
12	31.877	5.185	9.285	28.052	22.319	1'36.718	284.6	13:19'48.340
13	31.689	5.176	9.315	28.066	22.438	1'36.684	284.6	13:21'25.024
14	31.591	5.181	9.314	28.052	22.411	1'36.549	284.6	13:23'01.573
15	31.729	5.172	9.377	28.141	22.361	1'36.780	284.6	13:24'38.353
16	31.765	5.161	9.346	28.151	22.525	1'36.948	286.1	13:26'15.301
17	31.938	5.175	9.406	28.139	22.538	1'37.196	283.5	13:27'52.497
18	31.792	5.198	9.400	28.143	22.667	1'37.200	281.6	13:29'29.697
19	32.607	5.300	9.756	29.174	23.567	1'40.404	278.4	13:31'10.101

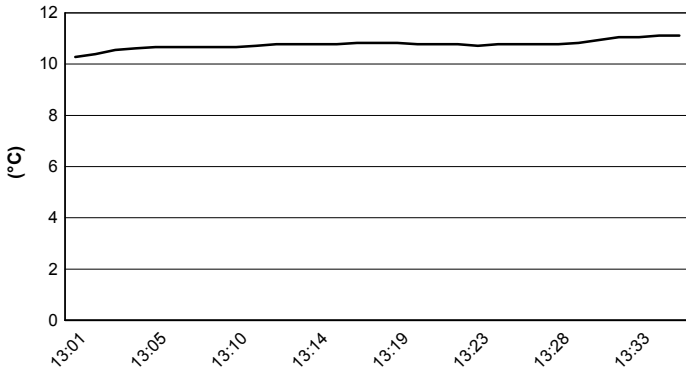
22 A. LOWES (1'36.058)

Lap	Seg. 1	Seg. 2	Seg. 3	Seg. 4	Seg. 5	Lap Time	km/h	Local Time
1	37.438	5.082	9.608	2				

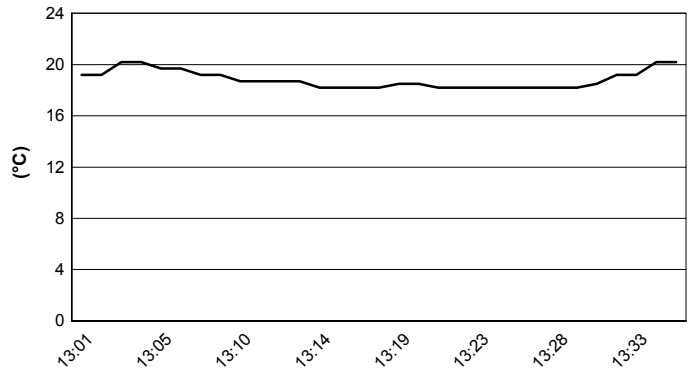
Dutch Round, 28-29-30 April 2017
World Superbike - Weather Report Race 1

Session started 13:00 Session ended 13:36

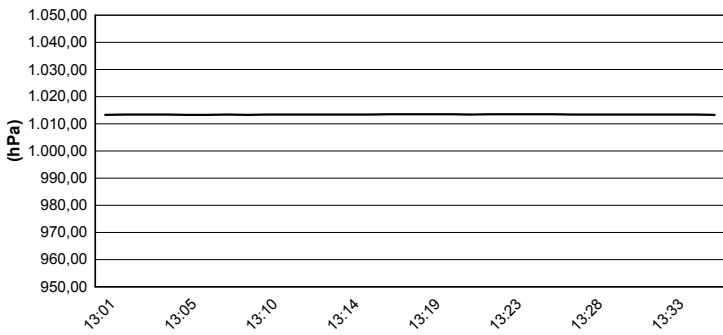
Air Temperature



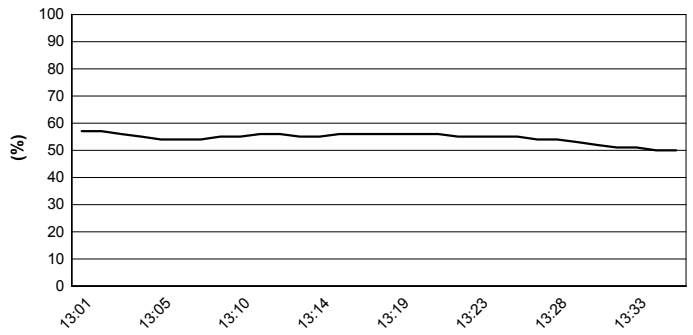
Track Temperature



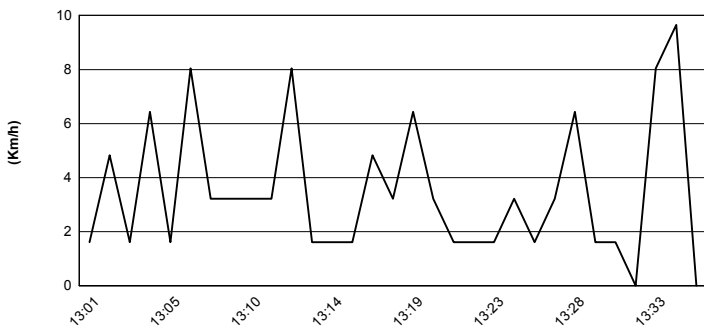
Air Pressure



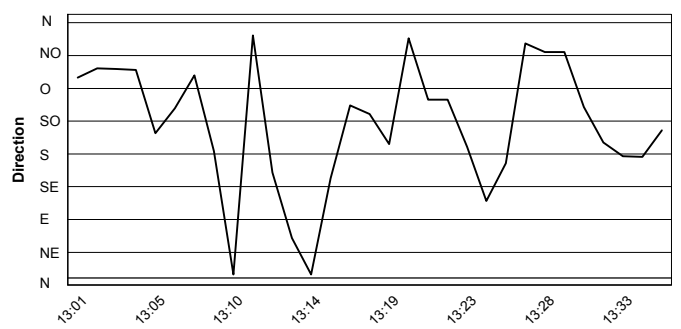
Humidity



Wind Speed



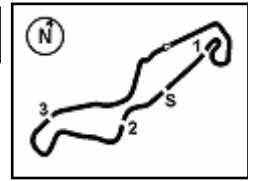
Wind Direction



29/04/2017

These data/results cannot be reproduced, stored and/or transmitted in whole or in part by any manner of electronic, mechanical, photocopying, recording, broadcasting or otherwise now known or herein after developed without the previous express consent by the copyright owner, except for reproduction in daily press and regular printed publications on sale to the public within 60 days of the event related to those data/results and always provided that copyright symbol appears together as follows below.

© DORNA WSBK ORGANIZATION Srl 2017



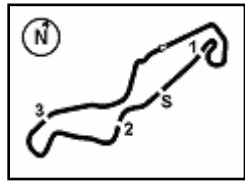
Dutch Round, 28-29-30 April 2017 World Superbike - Championship Standings

TT Circuit Assen 4.542 m

Points	Points From First	Points From Previous	February 26 PHILLIP ISLAND		March 12 BURIRAM		April 2 ARAGÓN		April 30 ASSEN		May 14 IMOLA		May 28 DONINGTON PARK		June 18 MISANO		July 9 LAGUNA SECA		August 20 LAUSITZRING		September 17 PORTIMÃO		October 1 MAGNY COURS		October 15 JEREZ		November 4 LOSAIL	
			1	2	1	2	1	2	1	2	1	2	1	2	1	2	1	2	1	2	1	2	1	2	1	2	1	2
1 REA Jonathan (GBR)	170		25	25	25	25	25	20	25																			
2 SYKES Tom (GBR)	111 59		16	10	16	20	16	13	20																			
3 MELANDRI Marco (ITA)	97 73 14		0	16	13	16	20	16	16																			
4 DAVIES Chaz (GBR)	95 75 2		20	20	20	10	0	25	0																			
5 LOWES Alex (GBR)	65 105 30		13	13	10	13	13	3	0																			
6 FORÉS Xavi (ESP)	57 113 8		10	11	5	8	0	10	13																			
7 VAN DER MARK Michael (NED)	49 121 8		7	9	11	0	11	11	0																			
8 TORRES Jordi (ESP)	48 122 1		9	0	9	11	10	9	0																			
9 CAMIER Leon (GBR)	44 126 4		11	8	8	0	5	6	6																			
10 LAVERTY Eugene (IRL)	38 132 6		8	6	0	1	8	7	8																			
11 BRADL Stefan (GER)	29 141 9		1	1	6	0	7	4	10																			
12 HAYDEN Nicky (USA)	29 141 0		5	0	7	9	6	0	2																			
13 RAMOS Román (ESP)	27 143 2		3	2	1	7	0	5	9																			
14 MERCADO Leandro (ARG)	24 146 3		0	0	0	0	9	8	7																			
15 SAVADORI Lorenzo (ITA)	21 149 3		0	7	3	0	0	0	11																			
16 KRUMMENACHER Randy (SUI)	19 151 2		6	0	4	0	2	2	5																			
17 REITERBERGER Markus (GER)	19 151 0		4	3	2	6	4	0	0																			
18 DE ANGELIS Alex (RSM)	17 153 2		2	5	0	5	1	0	4																			
19 RUSSO Riccardo (ITA)	4 166 13		0	0	0	4	0	0	0																			
20 BROOKES Joshua (AUS)	4 166 0		0	4	0	0	0	0	0																			
21 SIMON Julian (ESP)	4 166 0		0	0	0	0	3	1	0																			
22 DE ROSA Raffaele (ITA)	3 167 1		0	0	0	0	0	0	3																			
23 JEZEK Ondrej (CZE)	3 167 0		0	0	0	3	0	0	0																			
24 BADOVINI Ayrton (ITA)	3 167 0		0	0	0	2	0	0	1																			

29/04/2017 First Line: Championship Standings - Second Line: Ranking Progression
 These data/results cannot be reproduced, stored and/or transmitted in whole or in part by any manner of electronic, mechanical, photocopying, recording, broadcasting or otherwise now known or herein after developed without the previous express consent by the copyright owner, except for reproduction in daily press and regular printed publications on sale to the public within 60 days of the event related to those data/results and always provided that copyright symbol appears together as follows below.
 © DORNA WSBK ORGANIZATION Srl 2017





Dutch Round, 28-29-30 April 2017 World Superbike - Manufacturers Standings

TT Circuit Assen 4.542 m

	Points	Points From First	Points From Previous	February 26 PHILLIP ISLAND		March 12 BURIRAM		April 2 ARAGÓN		April 30 ASSEN		May 14 IMOLA		May 28 DONINGTON PARK		June 18 MISANO		July 9 LAGUNA SECA		August 20 LAUSITZRING		September 17 PORTIMÃO		October 1 MAGNY COURS		October 15 JEREZ		November 4 LOSAIL	
				1	2	1	2	1	2	1	2	1	2	1	2	1	2	1	2	1	2	1	2	1	2	1	2	1	2
1 KAWASAKI	170			25	25	25	25	25	20	25																			
2 DUCATI	137	33		20	20	20	16	20	25	16																			
3 YAMAHA	74	96	63	13	13	11	13	13	11																				
4 BMW	54	116	20	9	3	9	11	10	9	3																			
5 APRILIA	47	123	7	8	7	3	1	9	8	11																			
6 MV AGUSTA	44	126	3	11	8	8		5	6	6																			
7 HONDA	43	127	1	5	1	7	9	7	4	10																			

29/04/2017

First Line: Championship Standings - Second Line: Ranking Progression

These data/results cannot be reproduced, stored and/or transmitted in whole or in part by any manner of electronic, mechanical, photocopying, recording, broadcasting or otherwise now known or herein after developed without the previous express consent by the copyright owner, except for reproduction in daily press and regular printed publications on sale to the public within 60 days of the event related to those data/results and always provided that copyright symbol appears together as follows below.

© DORNA WSBK ORGANIZATION Srl 2017

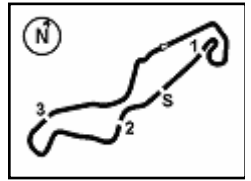
FKR PERUGIA TIMING



Official Tyre Supplier



Official Timekeeper



TT Circuit Assen 4.542 m

Dutch Round, 28-29-30 April 2017
World Superbike - Pirelli Best Lap Award

Points	Points From First	Points From Previous	February 26	March 12	April 2	April 30	May 14	May 28	June 18	July 9	August 20	September 17	October 1	October 15	November 4	
			PHILLIP ISLAND	BURIRAM	ARAGÓN	ASSEN	IMOLA	DONINGTON PARK	MISANO	LAGUNA SECA	LAUSITZRING	PORTIMÃO	MAGNY COURS	JEREZ	LOSAIL	
Fastest Laps																
1 REA Jonathan (GBR)	4		1	1	1	1										
2 MELANDRI Marco (ITA)	2 2		1	1												
3 DAVIES Chaz (GBR)	1 3 1				1											

29/04/2017

These data/results cannot be reproduced, stored and/or transmitted in whole or in part by any manner of electronic, mechanical, photocopying, recording, broadcasting or otherwise now known or herein after developed without the previous express consent by the copyright owner, except for reproduction in daily press and regular printed publications on sale to the public within 60 days of the event related to those data/results and always provided that copyright symbol appears together as follows below.

© DORNA WSBK ORGANIZATION Srl 2017

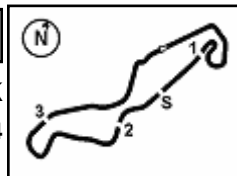
FKR PERUGIA TIMING



Official Tyre Supplier



Official Timekeeper



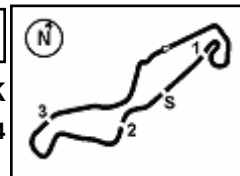
Dutch Round, 28-29-30 April 2017 World Superbike - Best Laps & Speeds

No.	Rider		Best Lap		FP1		FP2		FP3		SP1		SP2		RC1			
	Nat	Bike	laps	speed	laps	speed	laps	speed	laps	speed	laps	speed	laps	speed	laps	speed		
1	1	J. REA	84	293,5	19	289,6	28	286,9	11	288,4		5	286,5	21	293,5	1'33.505	1'34.880	
		GBR Kawasaki ZX-10RR																
2	66	T. SYKES	81	292,7	22	288,0	19	285,0	14	287,2		5	285,7	21	292,7	1'33.715	1'35.084	
		GBR Kawasaki ZX-10RR																
3	7	C. DAVIES	86	286,9	24	285,0	24	285,7	12	286,5		6	285,3	20	286,9	1'34.491	1'35.025	
		GBR Ducati Panigale R																
4	32	L. SAVADORI	75	287,6	13	280,9	24	283,1	11	282,3		6	285,7	21	287,6	1'34.666	1'35.773	
		ITA Aprilia RSV4 RF																
5	33	M. MELANDRI	78	293,1	20	289,9	21	287,6	10	293,1		6	289,6	21	293,1	1'34.782	1'35.227	
		ITA Ducati Panigale R																
6	50	E. LAVERTY	77	293,9	20	287,2	20	286,9	10	286,5		6	288,4	21	293,9	1'34.880	1'35.937	
		IRL Aprilia RSV4 RF																
7	12	X. FORÉS	70	288,0	19	282,3	6	279,4	12	286,1	6	287,6	6	283,4	21	288,0	1'34.930	1'36.061
		ESP Ducati Panigale R																
8	60	M. VAN DER MARK	71	290,7	25	282,7	22	282,7	15	285,7		7	283,8	2	290,7	1'35.049	1'36.705	
		NED Yamaha YZF R1																
9	81	J. TORRES	91	290,7	26	285,7	26	282,3	14	284,6		6	288,0	19	290,7	1'35.283	1'36.325	
		ESP BMW S 1000 RR																
10	69	N. HAYDEN	72	289,2	20	280,1	8	278,7	11	286,9	6	283,1	6	280,9	21	289,2	1'35.305	1'36.347
		USA Honda CBR1000RR																
11	2	L. CAMIER	81	288,4	19	279,0	20	279,4	13	279,0		8	283,8	21	288,4	1'35.319	1'35.909	
		GBR MV Agusta 1000 F4																
12	22	A. LOWES	50	291,1	14	288,4	6	285,7	12	286,1		6	287,6	12	291,1	1'35.698	1'36.058	
		GBR Yamaha YZF R1																
13	88	R. KRUMMENACHER	79	287,2	19	280,1	23	279,0	10	281,2	6	283,1		21	287,2	1'35.721	1'36.915	
		SUI Kawasaki ZX-10RR																
14	15	A. DE ANGELIS	70	286,5	21	282,7	18	282,7	4	285,0	6	285,0		21	286,5	1'35.828	1'37.110	
		RSM Kawasaki ZX-10RR																
15	6	S. BRADL	80	291,5	19	283,8	22	282,0	13	286,9	5	286,5		21	291,5	1'36.155	1'36.918	
		GER Honda CBR1000RR																
16	40	R. RAMOS	83	285,0	22	277,6	20	279,8	14	283,4	6	285,0		21	284,6	1'36.363	1'37.098	
		ESP Kawasaki ZX-10RR																
17	36	L. MERCADO	62	291,9	19	286,9	4	284,2	12	288,0	6	291,9		21	288,8	1'36.473	1'36.918	
		ARG Aprilia RSV4 RF																
18	35	R. DE ROSA	79	286,5	22	280,1	18	275,5	12	280,9	6	286,5		21	285,3	1'36.489	1'37.203	
		ITA BMW S 1000 RR																
19	84	R. RUSSO	43	279,4	18	274,1	4	273,7	11	275,5	6	277,6		4	279,4	1'36.885	1'38.521	
		ITA Yamaha YZF R1																
20	37	O. JEZEK	69	283,8	17	274,4	15	274,4	10	274,8	6	283,8		21	282,0	1'36.895	1'38.379	
		CZE Kawasaki ZX-10RR																

29/04/2017

These data/results cannot be reproduced, stored and/or transmitted in whole or in part by any manner of electronic, mechanical, photocopying, recording, broadcasting or otherwise now known or herein after developed without the previous express consent by the copyright owner, except for reproduction in daily press and regular printed publications on sale to the public within 60 days of the event related to those data/results and always provided that copyright symbol appears together as follows below.

© DORNA WSBK ORGANIZATION Srl 2017



TT Circuit Assen 4.542 m

Dutch Round, 28-29-30 April 2017 World Superbike - Best Laps & Speeds

2 / 2

No.	Rider		Best Lap		FP1		FP2		FP3		SP1		SP2		RC1	
	Nat	Bike	laps	speed	laps	speed	laps	speed	laps	speed	laps	speed	laps	speed	laps	speed
21	86 A. BADOVINI		1'37.272		1'47.297		1'38.704		1'37.600		1'37.510				1'37.272	
	ITA	Kawasaki ZX-10RR	53	283,8	2	264,6	17	275,5	8	279,8	5	281,6			21	283,8

29/04/2017

These data/results cannot be reproduced, stored and/or transmitted in whole or in part by any manner of electronic, mechanical, photocopying, recording, broadcasting or otherwise now known or herein after developed without the previous express consent by the copyright owner, except for reproduction in daily press and regular printed publications on sale to the public within 60 days of the event related to those data/results and always provided that copyright symbol appears together as follows below.

© DORNA WSBK ORGANIZATION Srl 2017

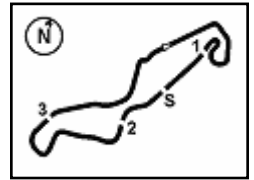
FKR PERUGIA TIMING



Official Tyre Supplier



Official Timekeeper



TT Circuit Assen 4.542 m

Dutch Round, 28-29-30 April 2017

World Superbike - Provisional Starting Grid - Race 2

Pos	Number	Name	Team	Time	SP
1	12	FORÉS X.	Ducati	1'34.930	SP2
2	32	SAVADORI L.	Aprilia	1'34.666	SP2
3	6	BRADL S.	Honda	1'36.432	SP1
4	40	RAMOS R.	Kawasaki	1'36.363	SP1
5	50	LAVERTY E.	Aprilia	1'34.880	SP2
6	36	MERCADO L.	Aprilia	1'36.473	SP1
7	33	MELANDRI M.	Ducati	1'34.782	SP2
8	66	SYKES T.	Kawasaki	1'33.715	SP2
9	1	REA J.	Kawasaki	1'33.505	SP2
10	7	DAVIES C.	Ducati	1'34.491	SP2
11	60	VAN DER MARK M.	Yamaha	1'35.049	SP2
12	81	TORRES J.	BMW	1'35.283	SP2
13	69	HAYDEN N.	Honda	1'35.305	SP2
14	2	CAMIER L.	MV Agusta	1'35.319	SP2
15	22	LOWES A.	Yamaha	1'35.698	SP2
16	88	KRUMMENACHER R.	Kawasaki	1'35.721	SP1
17	15	DE ANGELIS A.	Kawasaki	1'35.828	SP1
18	35	DE ROSA R.	BMW	1'36.489	SP1
19	84	RUSSO R.	Yamaha	1'36.885	SP1
20	37	JEZEK O.	Kawasaki	1'36.895	SP1
21	86	BADOVINI A.	Kawasaki	1'37.510	SP1

29/04/2017 Jury President

..... Race Director

These data/results cannot be reproduced, stored and/or transmitted in whole or in part by any manner of electronic, mechanical, photocopying, recording, broadcasting or otherwise now known or herein after developed without the previous express consent by the copyright owner, except for reproduction in daily press and regular printed publications on sale to the public within 60 days of the event related to those data/results and always provided that copyright symbol appears together as follows below.

© DORNA WSBK ORGANIZATION Srl 2017

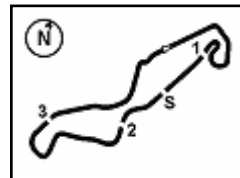
FIKR PERUGIA TIMING



Official Tyre Supplier



Official Timekeeper



TT Circuit Assen 4.542 m

Dutch Round, 28-29-30 April 2017 World Superbike - Ideal Times Race 1

No.	Rider	Nat	Bike	Seg. 1	Seg. 2	Seg. 3	Seg. 4	Seg. 5	Ideal Time			
				Diff. 1	Diff. 2	Diff. 3	Diff. 4	Diff. 5	Best Lap	Pos.	Diff.	
1	1 J. REA	GBR	Kawasaki ZX-10RR	31.213	5.055 0.049	9.076	27.587 0.014	21.886	1'34.817	1'34.880	1	0.063
2	7 C. DAVIES	GBR	Ducati Panigale R	31.137	5.099 0.034	9.075 0.022	27.480	22.046 0.132	1'34.837	1'35.025	2	0.188
3	66 T. SYKES	GBR	Kawasaki ZX-10RR	31.385	5.002 0.032	9.054 0.113	27.676	21.822	1'34.939	1'35.084	3	0.145
4	33 M. MELANDRI	ITA	Ducati Panigale R	31.337 0.161	5.041 0.011	9.179 0.013	27.585	21.900	1'35.042	1'35.227	4	0.185
5	50 E. LAVERTY	IRL	Aprilia RSV4 RF	31.427	5.022 0.101	9.185	27.710 0.072	22.305 0.115	1'35.649	1'35.937	7	0.288
6	32 L. SAVADORI	ITA	Aprilia RSV4 RF	31.641	5.117 0.033	9.156	27.752 0.018	22.021 0.035	1'35.687	1'35.773	5	0.086
7	2 L. CAMIER	GBR	MV Agusta 1000 F4	31.631	5.176	9.044 0.192	27.832	22.034	1'35.717	1'35.909	6	0.192
8	12 X. FORÉS	ESP	Ducati Panigale R	31.648 0.188	5.090 0.021	9.121	27.794	22.188 0.011	1'35.841	1'36.061	9	0.220
9	22 A. LOWES	GBR	Yamaha YZF R1	31.712 0.066	5.082 0.027	9.238 0.039	27.745	22.149	1'35.926	1'36.058	8	0.132
10	6 S. BRADL	GER	Honda CBR1000RR	31.663 0.117	5.081 0.043	9.275	27.748	22.219 0.009	1'35.986	1'36.155	10	0.169
11	69 N. HAYDEN	USA	Honda CBR1000RR	31.694 0.178	5.112 0.084	9.211 0.053	27.811	22.204	1'36.032	1'36.347	12	0.315
12	81 J. TORRES	ESP	BMW S 1000 RR	31.591 0.150	5.078 0.044	9.262 0.031	27.793 0.005	22.319 0.052	1'36.043	1'36.325	11	0.282
13	60 M. VAN DER MARK	NED	Yamaha YZF R1	31.697	5.085 0.049	9.142	27.972 0.567	22.193	1'36.089	1'36.705	13	0.616
14	88 R. KRUMMENACHER	SUI	Kawasaki ZX-10RR	31.748 0.252	5.142 0.045	9.339 0.081	27.950	22.349 0.009	1'36.528	1'36.915	14	0.387
15	40 R. RAMOS	ESP	Kawasaki ZX-10RR	31.737 0.068	5.130 0.076	9.320 0.020	28.000 0.335	22.356 0.056	1'36.543	1'37.098	16	0.555
16	35 R. DE ROSA	ITA	BMW S 1000 RR	31.727 0.223	5.079 0.102	9.376 0.115	27.990 0.054	22.391 0.146	1'36.563	1'37.203	18	0.640
17	36 L. MERCADO	ARG	Aprilia RSV4 RF	31.861 0.011	5.093 0.011	9.301 0.091	28.050 0.005	22.287 0.208	1'36.592	1'36.918	15	0.326
18	15 A. DE ANGELIS	RSM	Kawasaki ZX-10RR	31.996 0.166	5.124 0.050	9.331	28.026	22.413 0.004	1'36.890	1'37.110	17	0.220
19	86 A. BADOVINI	ITA	Kawasaki ZX-10RR	31.967 0.248	5.171 0.062	9.352	28.184	22.288	1'36.962	1'37.272	19	0.310
20	37 O. JEZEK	CZE	Kawasaki ZX-10RR	32.275	5.204 0.108	9.455 0.031	28.395 0.042	22.810 0.059	1'38.139	1'38.379	20	0.240
21	84 R. RUSSO	ITA	Yamaha YZF R1	32.301	5.250 0.103	9.458 0.025	28.555	22.829	1'38.393	1'38.521	21	0.128
Overall Ideal Time				31.137	5.002	9.044	27.480	21.822	1'34.485			

29/04/2017

These data/results cannot be reproduced, stored and/or transmitted in whole or in part by any manner of electronic, mechanical, photocopying, recording, broadcasting or otherwise now known or herein after developed without the previous express consent by the copyright owner, except for reproduction in daily press and regular printed publications on sale to the public within 60 days of the event related to those data/results and always provided that copyright symbol appears together as follows below.

© DORNA WSBK ORGANIZATION Srl 2017

FICR PERUGIA TIMING



Official Tyre Supplier



Official Timekeeper