

TT Circuit Assen 4.542 m

1 / 2

Dutch Round, 28-29-30 April 2017

World Superbike - Results Race 2

Laps 21 = 95,382 Km - Time Of Race 33'48.345 - Avg. 169,288 km/h

Pos	Race Grid	No. Rider	Nat	Team	Bike	LL	Gap	Fastest Lap	Speed	Qualifying		Ranking			
										Time	Speed	R1	R2	Tot	Pos
1	9	1 J. REA	GBR	Kawasaki Racing Team	Kawasaki ZX-10RR	21		1'35.579	294,8	1'33.505	286,5	25	25	195	1
2	8	66 T. SYKES	GBR	Kawasaki Racing Team	Kawasaki ZX-10RR	21	0.025	1'35.712	291,2	1'33.715	285,8	20	20	131	2
3	10	7 C. DAVIES	GBR	Aruba.it Racing - Ducati	Ducati Panigale R	21	5.077	1'35.990	290,8	1'34.491	285,4		16	111	3
4	11	60 M. VAN DER MARK	NED	Pata Yamaha Official WorldSBK Team	Yamaha YZF R1	21	8.739	1'36.003	288,4	1'35.049	283,9		13	62	6
5	15	22 A. LOWES	GBR	Pata Yamaha Official WorldSBK Team	Yamaha YZF R1	21	16.244	1'36.531	292,4	1'35.698	287,7		11	76	5
6	14	2 L. CAMIER	GBR	MV Agusta Reparto Corse	MV Agusta 1000 F4	21	17.899	1'36.476	285,8	1'35.319	283,9	6	10	54	9
7	12	81 J. TORRES	ESP	Althea BMW Racing Team	BMW S 1000 RR	21	19.026	1'36.475	292,0	1'35.283	288,0		9	57	8
8	5	50 E. LAVERTY	IRL	Milwaukee Aprilia	Aprilia RSV4 RF	21	19.184	1'36.232	289,2	1'34.880	288,4	8	8	46	10
9	13	69 N. HAYDEN	USA	Red Bull Honda World Superbike Team	Honda CBR1000RR	21	21.475	1'36.352	284,6	1'35.305	283,1	2	7	36	11
10	3	6 S. BRADL	GER	Red Bull Honda World Superbike Team	Honda CBR1000RR	21	24.693	1'36.727	290,0	1'36.432	286,5	10	6	35	12
11	4	40 R. RAMOS	ESP	Team Kawasaki Go Eleven	Kawasaki ZX-10RR	21	26.751	1'36.956	285,4	1'36.363	285,0	9	5	32	13
12	6	36 L. MERCADO	ARG	IODARacing	Aprilia RSV4 RF	21	26.924	1'36.871	289,2	1'36.473	292,0	7	4	28	14
13	1	12 X. FORÉS	ESP	BARNI Racing Team	Ducati Panigale R	21	36.611	1'36.465	284,6	1'34.930	287,7	13	3	60	7
14	16	88 R. KRUMMENACHER	SUI	Kawasaki Puccetti Racing	Kawasaki ZX-10RR	21	40.597	1'37.484	284,2	1'35.721	283,1	5	2	21	16
15	17	15 A. DE ANGELIS	RSM	Pedercini Racing SC-Project	Kawasaki ZX-10RR	21	49.140	1'37.524	285,8	1'35.828	285,0	4	1	18	18
16	21	86 A. BADOVINI	ITA	Grillini Racing Team	Kawasaki ZX-10RR	21	51.241	1'37.488	283,9	1'37.510	281,6		1	3	24
17	18	35 R. DE ROSA	ITA	Althea BMW Racing Team	BMW S 1000 RR	21	1'01.141	1'37.478	287,3	1'36.489	286,5		3	3	22
18	20	37 O. JEZEK	CZE	Grillini Racing Team	Kawasaki ZX-10RR	21	1'01.175	1'38.516	278,7	1'36.895	283,9			3	23
-----Not Classified-----															
RET	2	32 L. SAVADORI	ITA	Milwaukee Aprilia	Aprilia RSV4 RF	11	10 Laps	1'36.281	287,7	1'34.666	285,8		11	21	15
RET	7	33 M. MELANDRI	ITA	Aruba.it Racing - Ducati	Ducati Panigale R	8	13 Laps	1'36.311	294,4	1'34.782	289,6		16	97	4
RET	19	84 R. RUSSO	ITA	Guandalini Racing	Yamaha YZF R1	8	13 Laps	1'37.944	277,6	1'36.885	277,6			4	19

AIR	Humidity:	40%	Temp:	16°C
TRACK	Condition:	Dry	Temp:	25°C

Records	Pole (SP2)	2017	J.Rea	1'33.505	174,87 Km/h
	Race (RC1)	2017	J.Rea	1'34.880	172,34 Km/h
	Circuit (SP2)	2017	J.Rea	1'33.505	174,87 Km/h
Race Fastest lap		Lap 6	J.Rea	1'35.579	171,08 Km/h

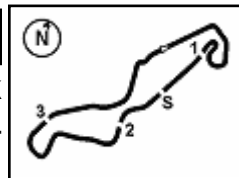
LAP LEADERS					
No.	Rider	From	To	Laps	Total
12	X. FORÉS	1	1	1	1
50	E. LAVERTY	2	2	1	1
1	J. REA	3	21	19	19

TOTAL LEADER LAPS		
No.	Rider	Laps
1	J. REA	87
7	C. DAVIES	46
33	M. MELANDRI	10
22	A. LOWES	5
12	X. FORÉS	4
66	T. SYKES	4
50	E. LAVERTY	2

Start 30/04/2017 13:00 End 13:35 The results are provisional until the end of the time limit for protests and appeals and the completion of the technical checks.

These data/results cannot be reproduced, stored and/or transmitted in whole or in part by any manner of electronic, mechanical, photocopying, recording, broadcasting or otherwise now known or herein after developed without the previous express consent by the copyright owner, except for reproduction in daily press and regular printed publications on sale to the public within 60 days of the event related to those data/results and always provided that copyright symbol appears together as follows below.

© DORNA WSBK ORGANIZATION Srl 2017



Dutch Round, 28-29-30 April 2017 World Superbike - Results Race 2

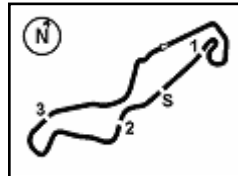
RACE HIGHLIGHTS

12.57.55		Warm-up Lap Start
13.00.51		Start
13.03.32		No Jump Start
13.14.03	33 Melandri	Crashed - Turn 5
13.14.49	33 Melandri	Re-joined
13.15.23	84 Russo	Crashed - Turn 16
13.15.53	33 Melandri	Technical Problem - Turn 6
13.16.08	33 Melandri	Out
13.16.13	84 Russo	Out
13.19.11	32 Savadori	Crashed - Turn 7
13.19.39	32 Savadori	Out
13.35.42		End Of Session

30/04/2017 Start End The results are provisional until the end of the time limit for protests and appeals
 13:00 13:35 and the completion of the technical checks.

These data/results cannot be reproduced, stored and/or transmitted in whole or in part by any manner of electronic, mechanical, photocopying, recording, broadcasting or otherwise now known or herein after developed without the previous express consent by the copyright owner, except for reproduction in daily press and regular printed publications on sale to the public within 60 days of the event related to those data/results and always provided that copyright symbol appears together as follows below.

© DORNA WSBK ORGANIZATION Srl 2017



TT Circuit Assen 4.542 m

1 / 3

Dutch Round, 28-29-30 April 2017 World Superbike - Lap Chart Race 2

		Lap																				
		1	2	3	4	5	6	7	8	9	10	11	12	13	14	15	16	17	18	19	20	21
1	12	50	1	1	1	1	1	1	1	1	1	1	1	1	1	1	1	1	1	1	1	1
2	50	12	50	50	66	66	66	66	66	66	66	66	66	66	66	66	66	66	66	66	66	66
3	66	1	66	66	50	50	7	7	7	7	7	7	7	7	7	7	7	7	7	7	7	7
4	1	66	12	12	7	7	60	60	60	60	60	60	60	60	60	60	60	60	60	60	60	60
5	32	7	7	7	12	60	50	50	50	50	50	50	50	50	50	22	22	22	22	22	22	22
6	7	33	33	33	33	12	12	32	32	32	2	22	22	22	50	50	50	2	2	2	2	
7	33	32	32	32	32	33	32	12	69	2	2	22	2	2	2	2	2	2	50	50	81	81
8	69	69	69	69	60	32	69	33	2	69	22	69	69	69	69	69	69	81	81	81	50	50
9	40	40	60	60	69	69	33	69	12	22	69	81	81	81	81	81	81	69	69	69	69	69
10	60	60	40	40	40	2	2	2	22	12	81	40	6	6	6	6	6	6	6	6	6	6
11	6	6	6	6	6	6	40	22	40	40	40	6	40	36	36	36	36	36	36	40	40	40
12	36	36	22	22	2	40	6	40	81	81	6	36	36	40	40	40	40	40	40	36	36	36
13	22	22	36	2	22	22	22	6	6	6	12	12	12	12	12	12	12	12	12	12	12	12
14	81	81	81	36	36	36	36	81	36	36	36	88	88	88	88	88	88	88	88	88	88	88
15	2	2	2	81	81	81	81	36	88	88	88	15	15	15	15	15	15	15	15	15	15	15
16	15	15	15	15	15	86	86	88	35	35	15	35	86	86	86	86	86	86	86	86	86	86
17	35	35	35	35	86	88	88	35	15	15	35	86	35	35	35	35	35	35	35	35	35	35
18	86	86	86	86	35	15	35	84	86	86	86	37	37	37	37	37	37	37	37	37	37	37
19	88	88	88	88	88	35	84	86	37	37	37											
20	84	84	84	84	84	15	15															
21	37	37	37	37	37	37	37															

Final Result			
1	1	J. REA	Laps 21
2	66	T. SYKES	0.025
3	7	C. DAVIES	5.077
4	60	M. VAN DER MARK	8.739
5	22	A. LOWES	16.244
6	2	L. CAMIER	17.899
7	81	J. TORRES	19.026
8	50	E. LAVERTY	19.184
9	69	N. HAYDEN	21.475
10	6	S. BRADL	24.693
11	40	R. RAMOS	26.751
12	36	L. MERCADO	26.924
13	12	X. FORÉS	36.611
14	88	R. KRUMMENACHER	40.597
15	15	A. DE ANGELIS	49.140
16	86	A. BADOVINI	51.241
17	35	R. DE ROSA	1'01.141
18	37	O. JEZEK	1'01.175
RET 32	L.	SAVADORI	10 Laps
RET 33	M.	MELANDRI	13 Laps
RET 84	R.	RUSSO	13 Laps

30/04/2017

These data/results cannot be reproduced, stored and/or transmitted in whole or in part by any manner of electronic, mechanical, photocopying, recording, broadcasting or otherwise now known or herein after developed without the previous express consent by the copyright owner, except for reproduction in daily press and regular printed publications on sale to the public within 60 days of the event related to those data/results and always provided that copyright symbol appears together as follows below.

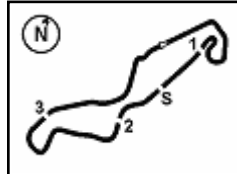
© DORNA WSBK ORGANIZATION Srl 2017

FCR PERUGIA TIMING


Official Tyre Supplier



Official Timekeeper



TT Circuit Assen 4.542 m

2 / 3

Dutch Round, 28-29-30 April 2017 World Superbike - Lap Chart Race 2

Lap 1

1	12 X.Forés (ESP)	
2	50 E.Laverty (IRL)	0.280
3	66 T.Sykes (GBR)	0.348
4	1 J.Rea (GBR)	0.495
5	32 L.Savadori (ITA)	0.915
6	7 C.Davies (GBR)	1.201
7	33 M.Melandri (ITA)	1.421
8	69 N.Hayden (USA)	2.037
9	40 R.Ramos (ESP)	2.162
10	60 M.van der Mark (NED)	2.616
11	6 S.Bradl (GER)	2.687
12	36 L.Mercado (ARG)	2.902
13	22 A.Lowes (GBR)	2.959
14	81 J.Torres (ESP)	3.171
15	2 L.Camier (GBR)	3.429
16	15 A.De Angelis (RSM)	3.714
17	35 R.De Rosa (ITA)	3.941
18	86 A.Badovini (ITA)	4.032
19	88 R.Krummenacher (SU)	4.287
20	84 R.Russo (ITA)	4.697
21	37 O.Jezek (CZE)	5.097

Lap 2

1	50 E.Laverty (IRL)	
2	12 X.Forés (ESP)	0.087
3	1 J.Rea (GBR)	0.329
4	66 T.Sykes (GBR)	0.371
5	7 C.Davies (GBR)	1.103
6	33 M.Melandri (ITA)	1.373
7	32 L.Savadori (ITA)	1.661
8	69 N.Hayden (USA)	2.294
9	40 R.Ramos (ESP)	2.623
10	60 M.van der Mark (NED)	2.761
11	6 S.Bradl (GER)	2.902
12	36 L.Mercado (ARG)	3.416
13	22 A.Lowes (GBR)	3.781
14	81 J.Torres (ESP)	3.891
15	2 L.Camier (GBR)	4.273
16	15 A.De Angelis (RSM)	4.741
17	35 R.De Rosa (ITA)	5.045
18	86 A.Badovini (ITA)	5.232
19	88 R.Krummenacher (SU)	5.359
20	84 R.Russo (ITA)	6.129
21	37 O.Jezek (CZE)	7.318

Lap 3

1	1 J.Rea (GBR)	
2	50 E.Laverty (IRL)	0.339
3	66 T.Sykes (GBR)	0.685
4	12 X.Forés (ESP)	1.017
5	7 C.Davies (GBR)	1.128
6	33 M.Melandri (ITA)	1.546
7	32 L.Savadori (ITA)	1.707
8	69 N.Hayden (USA)	2.411
9	60 M.van der Mark (NED)	3.008
10	40 R.Ramos (ESP)	3.344
11	6 S.Bradl (GER)	3.473
12	22 A.Lowes (GBR)	4.393
13	36 L.Mercado (ARG)	4.547
14	81 J.Torres (ESP)	4.622
15	2 L.Camier (GBR)	4.828
16	15 A.De Angelis (RSM)	6.030
17	35 R.De Rosa (ITA)	6.288
18	86 A.Badovini (ITA)	6.485
19	88 R.Krummenacher (SU)	6.608
20	84 R.Russo (ITA)	7.869
21	37 O.Jezek (CZE)	9.888

Lap 4

1	1 J.Rea (GBR)	
2	50 E.Laverty (IRL)	0.954
3	66 T.Sykes (GBR)	0.990
4	12 X.Forés (ESP)	1.759

5	7 C.Davies (GBR)	1.873
6	33 M.Melandri (ITA)	2.134
7	32 L.Savadori (ITA)	2.333
8	69 N.Hayden (USA)	3.070
9	60 M.van der Mark (NED)	3.302
10	40 R.Ramos (ESP)	4.710
11	6 S.Bradl (GER)	4.854
12	22 A.Lowes (GBR)	5.477
13	2 L.Camier (GBR)	5.946
14	36 L.Mercado (ARG)	6.273
15	81 J.Torres (ESP)	6.286
16	15 A.De Angelis (RSM)	8.220
17	35 R.De Rosa (ITA)	8.449
18	86 A.Badovini (ITA)	8.633
19	88 R.Krummenacher (SU)	8.747
20	84 R.Russo (ITA)	10.521
21	37 O.Jezek (CZE)	12.681

Lap 5

1	1 J.Rea (GBR)	
2	66 T.Sykes (GBR)	1.161
3	50 E.Laverty (IRL)	1.774
4	7 C.Davies (GBR)	2.249
5	12 X.Forés (ESP)	2.753
6	33 M.Melandri (ITA)	3.095
7	32 L.Savadori (ITA)	3.368
8	60 M.van der Mark (NED)	3.473
9	69 N.Hayden (USA)	4.069
10	40 R.Ramos (ESP)	6.010
11	6 S.Bradl (GER)	6.078
12	2 L.Camier (GBR)	6.590
13	22 A.Lowes (GBR)	7.513
14	36 L.Mercado (ARG)	7.516
15	81 J.Torres (ESP)	7.586
16	15 A.De Angelis (RSM)	11.372
17	86 A.Badovini (ITA)	11.438
18	35 R.De Rosa (ITA)	11.625
19	88 R.Krummenacher (SU)	11.708
20	84 R.Russo (ITA)	12.886
21	37 O.Jezek (CZE)	16.246

Lap 6

1	1 J.Rea (GBR)	
2	66 T.Sykes (GBR)	1.353
3	50 E.Laverty (IRL)	3.008
4	7 C.Davies (GBR)	3.062
5	60 M.van der Mark (NED)	3.992
6	12 X.Forés (ESP)	4.180
7	33 M.Melandri (ITA)	4.335
8	32 L.Savadori (ITA)	4.683
9	69 N.Hayden (USA)	5.174
10	2 L.Camier (GBR)	7.893
11	6 S.Bradl (GER)	8.158
12	40 R.Ramos (ESP)	8.167
13	22 A.Lowes (GBR)	8.780
14	36 L.Mercado (ARG)	9.697
15	81 J.Torres (ESP)	9.742
16	86 A.Badovini (ITA)	14.835
17	88 R.Krummenacher (SU)	15.293
18	15 A.De Angelis (RSM)	15.437
19	35 R.De Rosa (ITA)	15.578
20	84 R.Russo (ITA)	15.759
21	37 O.Jezek (CZE)	19.340

Lap 7

1	1 J.Rea (GBR)	
2	66 T.Sykes (GBR)	1.709
3	7 C.Davies (GBR)	3.661
4	60 M.van der Mark (NED)	4.406
5	50 E.Laverty (IRL)	4.669
6	12 X.Forés (ESP)	6.550
7	32 L.Savadori (ITA)	6.662
8	69 N.Hayden (USA)	7.001
9	33 M.Melandri (ITA)	7.351
10	2 L.Camier (GBR)	8.689

11	40 R.Ramos (ESP)	9.478
12	6 S.Bradl (GER)	9.617
13	22 A.Lowes (GBR)	9.713
14	36 L.Mercado (ARG)	10.762
15	81 J.Torres (ESP)	10.868
16	86 A.Badovini (ITA)	18.007
17	88 R.Krummenacher (SU)	18.067
18	35 R.De Rosa (ITA)	18.209
19	84 R.Russo (ITA)	18.616
20	15 A.De Angelis (RSM)	19.176
21	37 O.Jezek (CZE)	22.237

Lap 8

1	1 J.Rea (GBR)	
2	66 T.Sykes (GBR)	1.715
3	7 C.Davies (GBR)	3.991
4	60 M.van der Mark (NED)	4.541
5	50 E.Laverty (IRL)	5.583
6	32 L.Savadori (ITA)	7.817
7	12 X.Forés (ESP)	8.194
8	33 M.Melandri (ITA)	8.378
9	69 N.Hayden (USA)	8.712
10	2 L.Camier (GBR)	9.252
11	22 A.Lowes (GBR)	10.865
12	40 R.Ramos (ESP)	11.001
13	6 S.Bradl (GER)	11.160
14	81 J.Torres (ESP)	11.319
15	36 L.Mercado (ARG)	11.819
16	88 R.Krummenacher (SU)	19.976
17	35 R.De Rosa (ITA)	20.513
18	84 R.Russo (ITA)	20.841
19	86 A.Badovini (ITA)	21.096
20	15 A.De Angelis (RSM)	21.636
21	37 O.Jezek (CZE)	25.076

Lap 9

1	1 J.Rea (GBR)	
2	66 T.Sykes (GBR)	1.381
3	7 C.Davies (GBR)	4.000
4	60 M.van der Mark (NED)	4.232
5	50 E.Laverty (IRL)	6.027
6	32 L.Savadori (ITA)	8.189
7	69 N.Hayden (USA)	10.101
8	2 L.Camier (GBR)	10.313
9	12 X.Forés (ESP)	11.431
10	22 A.Lowes (GBR)	11.644
11	40 R.Ramos (ESP)	12.254
12	81 J.Torres (ESP)	12.363
13	6 S.Bradl (GER)	12.528
14	36 L.Mercado (ARG)	12.741
15	88 R.Krummenacher (SU)	21.546
16	35 R.De Rosa (ITA)	22.140
17	15 A.De Angelis (RSM)	23.546
18	86 A.Badovini (ITA)	23.652
19	37 O.Jezek (CZE)	27.821

Lap 10

1	1 J.Rea (GBR)	
2	66 T.Sykes (GBR)	1.174
3	7 C.Davies (GBR)	4.071
4	60 M.van der Mark (NED)	4.604
5	50 E.Laverty (IRL)	7.143
6	32 L.Savadori (ITA)	9.281
7	2 L.Camier (GBR)	11.049
8	69 N.Hayden (USA)	11.676
9	22 A.Lowes (GBR)	12.256
10	12 X.Forés (ESP)	13.040
11	40 R.Ramos (ESP)	13.468
12	81 J.Torres (ESP)	13.558
13	6 S.Bradl (GER)	13.701
14	36 L.Mercado (ARG)	13.930
15	88 R.Krummenacher (SU)	23.392
16	35 R.De Rosa (ITA)	24.733
17	15 A.De Angelis (RSM)	25.542
18	86 A.Badovini (ITA)	26.068

19	37 O.Jezek (CZE)	31.004
----	------------------	--------

Lap 11

1	1 J.Rea (GBR)	
2	66 T.Sykes (GBR)	0.393
3	7 C.Davies (GBR)	3.188
4	60 M.van der Mark (NED)	4.027
5	50 E.Laverty (IRL)	7.736
6	32 L.Savadori (ITA)	9.326
7	2 L.Camier (GBR)	10.969
8	22 A.Lowes (GBR)	11.761
9	69 N.Hayden (USA)	11.963
10	81 J.Torres (ESP)	13.755
11	40 R.Ramos (ESP)	14.274
12	6 S.Bradl (GER)	14.604
13	12 X.Forés (ESP)	14.875
14	36 L.Mercado (ARG)	15.035
15	88 R.Krummenacher (SU)	24.784
16	15 A.De Angelis (RSM)	26.947
17	35 R.De Rosa (ITA)	27.190
18	86 A.Badovini (ITA)	27.656
19	37 O.Jezek (CZE)	33.283

Lap 12

1	1 J.Rea (GBR)	
2	66 T.Sykes (GBR)	0.213
3	7 C.Davies (GBR)	2.993
4	60 M.van der Mark (NED)	4.032
5	50 E.Laverty (IRL)	8.896
6	2 L.Camier (GBR)	11.623
7	22 A.Lowes (GBR)	11.904
8	69 N.Hayden (USA)	12.669
9	81 J.Torres (ESP)	13.880
10	40 R.Ramos (ESP)	15.374
11	6 S.Bradl (GER)	15.477
12	36 L.Mercado (ARG)	16.060
13	12 X.Forés (ESP)	17.303
14	88 R.Krummenacher (SU)	26.229
15	15 A.De Angelis (RSM)	29.081
16	35 R.De Rosa (ITA)	29.355
17	86 A.Badovini (ITA)	29.584
18	37 O.Jezek (CZE)	36.685

Lap 13

1	1 J.Rea (GBR)	
2	66 T.Sykes (GBR)	0.208
3	7 C.Davies (GBR)	2.657
4	60 M.van der Mark (NED)	3.761
5	50 E.Laverty (IRL)	9.702
6	22 A.Lowes (GBR)	12.070
7	2 L.Camier (GBR)	12.408
8	69 N.Hayden (USA)	13.079
9	81 J.Torres (ESP)	13.878
10	6 S.Bradl (GER)	15.932
11	40 R.Ramos (ESP)	16.177
12	36 L.Mercado (ARG)	16.538
13	12 X.Forés (ESP)	18.635
14	88 R.Krummenacher (SU)	28.164
15	15 A.De Angelis (RSM)	30.594
16	86 A.Badovini (ITA)	31.434
17	35 R.De Rosa (ITA)	31.693
18	37 O.Jezek (CZE)	39.786

Lap 14

1	1 J.Rea (GBR)	
2	66 T.Sykes (GBR)	0.312
3	7 C.Davies (GBR)	3.026
4	60 M.van der Mark (NED)	3.797
5	50 E.Laverty (IRL)	10.944
6	22 A.Lowes (GBR)	12.625
7	2 L.Camier (GBR)	12.833
8	69 N.Hayden (USA)	13.949
9	81 J.Torres (ESP)	14.123
10	6 S.Bradl (GER)	16.859

30/04/2017

These data/results cannot be reproduced, stored and/or transmitted in whole or in part by any manner of electronic, mechanical, photocopying, recording, broadcasting or otherwise now known or herein after developed without the previous express consent by the copyright owner, except for reproduction in daily press and regular printed publications on sale to the public within 60 days of the event related to those data/results and always provided that copyright symbol appears together as follows below.

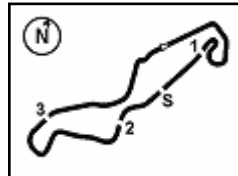
© DORNA WSBK ORGANIZATION Srl 2017

FCR PERUGIA TIMING


Official Tyre Supplier



Official Timekeeper



TT Circuit Assen 4.542 m

Dutch Round, 28-29-30 April 2017 World Superbike - Lap Chart Race 2

11	36 L.Mercado (ARG)	17.516	5	22 A.Lowes (GBR)	14.258
12	40 R.Ramos (ESP)	17.689	6	50 E.Laverty (IRL)	15.610
13	12 X.Forés (ESP)	20.350	7	2 L.Camier (GBR)	16.101
14	88 R.Krummenacher (SU)	30.031	8	81 J.Torres (ESP)	17.602
15	15 A.De Angelis (RSM)	31.964	9	69 N.Hayden (USA)	17.622
16	86 A.Badovini (ITA)	33.227	10	6 S.Bradl (GER)	20.849
17	35 R.De Rosa (ITA)	35.194	11	36 L.Mercado (ARG)	22.939
18	37 O.Jezek (CZE)	43.157	12	40 R.Ramos (ESP)	23.068

Lap 15

1	1 J.Rea (GBR)		16	86 A.Badovini (ITA)	43.474
2	66 T.Sykes (GBR)	0.221	17	35 R.De Rosa (ITA)	50.957
3	7 C.Davies (GBR)	3.036	18	37 O.Jezek (CZE)	54.101
4	60 M.van der Mark (NED)	4.283			
5	50 E.Laverty (IRL)	12.347			
6	22 A.Lowes (GBR)	12.854			
7	2 L.Camier (GBR)	13.107			
8	69 N.Hayden (USA)	14.917			
9	81 J.Torres (ESP)	15.045			
10	6 S.Bradl (GER)	17.720			
11	36 L.Mercado (ARG)	18.592			
12	40 R.Ramos (ESP)	19.013			
13	12 X.Forés (ESP)	22.450			
14	88 R.Krummenacher (SU)	31.792			
15	15 A.De Angelis (RSM)	33.529			
16	86 A.Badovini (ITA)	35.724			
17	35 R.De Rosa (ITA)	39.186			
18	37 O.Jezek (CZE)	46.090			

Lap 19

1	1 J.Rea (GBR)		16	86 A.Badovini (ITA)	46.048
2	66 T.Sykes (GBR)	0.212	17	35 R.De Rosa (ITA)	54.406
3	7 C.Davies (GBR)	3.818	18	37 O.Jezek (CZE)	56.378
4	60 M.van der Mark (NED)	5.900			
5	22 A.Lowes (GBR)	14.703			
6	2 L.Camier (GBR)	16.525			
7	50 E.Laverty (IRL)	16.853			
8	81 J.Torres (ESP)	18.040			
9	69 N.Hayden (USA)	18.604			
10	6 S.Bradl (GER)	21.970			
11	36 L.Mercado (ARG)	24.237			
12	40 R.Ramos (ESP)	24.319			
13	12 X.Forés (ESP)	31.601			
14	88 R.Krummenacher (SU)	37.499			
15	15 A.De Angelis (RSM)	43.824			

Lap 16

1	1 J.Rea (GBR)		16	86 A.Badovini (ITA)	46.048
2	66 T.Sykes (GBR)	0.239	17	35 R.De Rosa (ITA)	54.406
3	7 C.Davies (GBR)	3.420	18	37 O.Jezek (CZE)	56.378
4	60 M.van der Mark (NED)	4.710			
5	22 A.Lowes (GBR)	13.828			
6	50 E.Laverty (IRL)	14.098			
7	2 L.Camier (GBR)	14.237			
8	69 N.Hayden (USA)	16.018			
9	81 J.Torres (ESP)	16.069			
10	6 S.Bradl (GER)	19.095			
11	36 L.Mercado (ARG)	20.255			
12	40 R.Ramos (ESP)	20.651			
13	12 X.Forés (ESP)	25.354			
14	88 R.Krummenacher (SU)	33.641			
15	15 A.De Angelis (RSM)	35.384			
16	86 A.Badovini (ITA)	38.581			
17	35 R.De Rosa (ITA)	43.563			
18	37 O.Jezek (CZE)	48.933			

Lap 20

1	1 J.Rea (GBR)		16	86 A.Badovini (ITA)	48.587
2	66 T.Sykes (GBR)	0.117	17	35 R.De Rosa (ITA)	57.703
3	7 C.Davies (GBR)	4.106	18	37 O.Jezek (CZE)	58.696
4	60 M.van der Mark (NED)	6.694			
5	22 A.Lowes (GBR)	15.335			
6	2 L.Camier (GBR)	17.394			
7	50 E.Laverty (IRL)	17.983			
8	81 J.Torres (ESP)	18.539			
9	69 N.Hayden (USA)	19.906			
10	6 S.Bradl (GER)	23.199			
11	40 R.Ramos (ESP)	25.729			
12	36 L.Mercado (ARG)	25.942			
13	12 X.Forés (ESP)	33.864			
14	88 R.Krummenacher (SU)	39.033			
15	15 A.De Angelis (RSM)	46.684			

Lap 17

1	1 J.Rea (GBR)		16	86 A.Badovini (ITA)	48.587
2	66 T.Sykes (GBR)	0.372	17	35 R.De Rosa (ITA)	57.703
3	7 C.Davies (GBR)	4.041	18	37 O.Jezek (CZE)	58.696
4	60 M.van der Mark (NED)	5.291			
5	22 A.Lowes (GBR)	14.636			
6	50 E.Laverty (IRL)	15.219			
7	2 L.Camier (GBR)	16.217			
8	69 N.Hayden (USA)	17.180			
9	81 J.Torres (ESP)	17.318			
10	6 S.Bradl (GER)	20.290			
11	36 L.Mercado (ARG)	22.144			
12	40 R.Ramos (ESP)	22.203			
13	12 X.Forés (ESP)	27.762			
14	88 R.Krummenacher (SU)	35.637			
15	15 A.De Angelis (RSM)	37.933			
16	86 A.Badovini (ITA)	41.372			
17	35 R.De Rosa (ITA)	47.820			
18	37 O.Jezek (CZE)	51.896			

Lap 21

1	1 J.Rea (GBR)		16	86 A.Badovini (ITA)	51.241
2	66 T.Sykes (GBR)	0.025	17	35 R.De Rosa (ITA)	1'01.141
3	7 C.Davies (GBR)	5.077	18	37 O.Jezek (CZE)	1'01.175
4	60 M.van der Mark (NED)	8.739			
5	22 A.Lowes (GBR)	16.244			
6	2 L.Camier (GBR)	17.899			
7	81 J.Torres (ESP)	19.026			
8	50 E.Laverty (IRL)	19.184			
9	69 N.Hayden (USA)	21.475			
10	6 S.Bradl (GER)	24.693			
11	40 R.Ramos (ESP)	26.751			
12	36 L.Mercado (ARG)	26.924			
13	12 X.Forés (ESP)	36.611			
14	88 R.Krummenacher (SU)	40.597			
15	15 A.De Angelis (RSM)	49.140			

Lap 18

1	1 J.Rea (GBR)		16	86 A.Badovini (ITA)	51.241
2	66 T.Sykes (GBR)	0.148	17	35 R.De Rosa (ITA)	1'01.141
3	7 C.Davies (GBR)	3.802	18	37 O.Jezek (CZE)	1'01.175
4	60 M.van der Mark (NED)	5.143			

30/04/2017

These data/results cannot be reproduced, stored and/or transmitted in whole or in part by any manner of electronic, mechanical, photocopying, recording, broadcasting or otherwise now known or herein after developed without the previous express consent by the copyright owner, except for reproduction in daily press and regular printed publications on sale to the public within 60 days of the event related to those data/results and always provided that copyright symbol appears together as follows below.

© DORNA WSBK ORGANIZATION Srl 2017

Dutch Round, 28-29-30 April 2017

World Superbike - Best Sector & Speed Race 2

TT Circuit Assen 4.542 m

RESULTS

1	1 J. REA	Kawasaki ZX-10RR	Laps 21
2	66 T. SYKES	Kawasaki ZX-10RR	0.025
3	7 C. DAVIES	Ducati Panigale R	5.077
4	60 M. VAN DER MARK	Yamaha YZF R1	8.739
5	22 A. LOWES	Yamaha YZF R1	16.244
6	2 L. CAMIER	MV Austa 1000 F4	17.899
7	81 J. TORRES	BMW S 1000 RR	19.026
8	50 E. LAVERTY	Aorilia RSV4 RF	19.184
9	69 N. HAYDEN	Honda CBR1000RR	21.475
10	6 S. BRADL	Honda CBR1000RR	24.693
11	40 R. RAMOS	Kawasaki ZX-10RR	26.751
12	36 L. MERCADO	Aorilia RSV4 RF	26.924
13	12 X. FORÉS	Ducati Panigale R	36.611
14	88 R. KRUMMENACHER	Kawasaki ZX-10RR	40.597
15	15 A. DE ANGELIS	Kawasaki ZX-10RR	49.140
16	86 A. BADOVINI	Kawasaki ZX-10RR	51.241
17	35 R. DE ROSA	BMW S 1000 RR	1'01.141
18	37 O. JEZEK	Kawasaki ZX-10RR	1'01.175
RET	32 L. SAVADORI	Aorilia RSV4 RF	10 Laos
RET	33 M. MELANDRI	Ducati Panigale R	13 Laos
RET	84 R. RUSSO	Yamaha YZF R1	13 Laos

SPEED

1	1 J. REA	Kawasaki ZX-10RR	294.8
2	33 M. MELANDRI	Ducati Panigale R	294.4
3	22 A. LOWES	Yamaha YZF R1	292.4
4	81 J. TORRES	BMW S 1000 RR	292.0
5	66 T. SYKES	Kawasaki ZX-10RR	291.2
6	7 C. DAVIES	Ducati Panigale R	290.8
7	6 S. BRADL	Honda CBR1000RR	290.0
8	36 L. MERCADO	Aorilia RSV4 RF	289.2
9	50 E. LAVERTY	Aorilia RSV4 RF	289.2
10	60 M. VAN DER MARK	Yamaha YZF R1	288.4
11	32 L. SAVADORI	Aorilia RSV4 RF	287.7
12	35 R. DE ROSA	BMW S 1000 RR	287.3
13	15 A. DE ANGELIS	Kawasaki ZX-10RR	285.8
14	2 L. CAMIER	MV Austa 1000 F4	285.8
15	40 R. RAMOS	Kawasaki ZX-10RR	285.4
16	12 X. FORÉS	Ducati Panigale R	284.6
17	69 N. HAYDEN	Honda CBR1000RR	284.6
18	88 R. KRUMMENACHER	Kawasaki ZX-10RR	284.2
19	86 A. BADOVINI	Kawasaki ZX-10RR	283.9
20	37 O. JEZEK	Kawasaki ZX-10RR	278.7
21	84 R. RUSSO	Yamaha YZF R1	277.6

SEG. 1		SEG. 2		SEG. 3		SEG. 4		SEG. 5						
1	66 T. SYKES	31.344	1	33 M. MELANDRI	5.047	1	60 M. VAN DER MAR	9.150	1	1 J. REA	27.683	1	60 M. VAN DER MAR	21.974
2	50 E. LAVERTY	31.361	2	1 J. REA	5.060	2	7 C. DAVIES	9.185	2	66 T. SYKES	27.686	2	1 J. REA	22.052
3	1 J. REA	31.371	3	66 T. SYKES	5.065	3	1 J. REA	9.186	3	60 M. VAN DER MAR	27.749	3	66 T. SYKES	22.143
4	7 C. DAVIES	31.417	4	7 C. DAVIES	5.081	4	2 L. CAMIER	9.198	4	7 C. DAVIES	27.766	4	33 M. MELANDRI	22.150
5	69 N. HAYDEN	31.498	5	22 A. LOWES	5.092	5	32 L. SAVADORI	9.202	5	50 E. LAVERTY	27.803	5	2 L. CAMIER	22.247
6	60 M. VAN DER MAR	31.524	6	36 L. MERCADO	5.102	6	66 T. SYKES	9.202	6	69 N. HAYDEN	27.851	6	6 S. BRADL	22.259
7	22 A. LOWES	31.570	7	81 J. TORRES	5.114	7	12 X. FORÉS	9.227	7	81 J. TORRES	27.868	7	81 J. TORRES	22.267
8	40 R. RAMOS	31.582	8	6 S. BRADL	5.118	8	81 J. TORRES	9.265	8	12 X. FORÉS	27.869	8	7 C. DAVIES	22.268
9	81 J. TORRES	31.613	9	50 E. LAVERTY	5.132	9	22 A. LOWES	9.282	9	32 L. SAVADORI	27.869	9	69 N. HAYDEN	22.273
10	12 X. FORÉS	31.618	10	60 M. VAN DER MAR	5.136	10	6 S. BRADL	9.286	10	2 L. CAMIER	27.873	10	32 L. SAVADORI	22.285
11	33 M. MELANDRI	31.626	11	32 L. SAVADORI	5.157	11	33 M. MELANDRI	9.293	11	6 S. BRADL	27.878	11	40 R. RAMOS	22.295
12	2 L. CAMIER	31.628	12	35 R. DE ROSA	5.160	12	69 N. HAYDEN	9.310	12	88 R. KRUMMENAC	27.886	12	12 X. FORÉS	22.353
13	32 L. SAVADORI	31.657	13	69 N. HAYDEN	5.161	13	50 E. LAVERTY	9.311	13	22 A. LOWES	27.887	13	36 L. MERCADO	22.373
14	36 L. MERCADO	31.696	14	12 X. FORÉS	5.165	14	36 L. MERCADO	9.368	14	36 L. MERCADO	27.895	14	22 A. LOWES	22.400
15	6 S. BRADL	31.705	15	86 A. BADOVINI	5.184	15	15 A. DE ANGELIS	9.406	15	33 M. MELANDRI	27.928	15	50 E. LAVERTY	22.432
16	15 A. DE ANGELIS	31.801	16	88 R. KRUMMENAC	5.186	16	40 R. RAMOS	9.417	16	15 A. DE ANGELIS	28.020	16	88 R. KRUMMENAC	22.586
17	88 R. KRUMMENAC	31.946	17	40 R. RAMOS	5.188	17	88 R. KRUMMENAC	9.430	17	86 A. BADOVINI	28.026	17	86 A. BADOVINI	22.614
18	84 R. RUSSO	31.990	18	15 A. DE ANGELIS	5.203	18	35 R. DE ROSA	9.469	18	35 R. DE ROSA	28.051	18	84 R. RUSSO	22.630
19	86 A. BADOVINI	32.034	19	2 L. CAMIER	5.205	19	86 A. BADOVINI	9.470	19	40 R. RAMOS	28.088	19	15 A. DE ANGELIS	22.647
20	35 R. DE ROSA	32.036	20	37 O. JEZEK	5.249	20	84 R. RUSSO	9.477	20	84 R. RUSSO	28.226	20	35 R. DE ROSA	22.705
21	37 O. JEZEK	32.248	21	84 R. RUSSO	5.267	21	37 O. JEZEK	9.559	21	37 O. JEZEK	28.262	21	37 O. JEZEK	22.831

30/04/2017

These data/results cannot be reproduced, stored and/or transmitted in whole or in part by any manner of electronic, mechanical, photocopying, recording, broadcasting or otherwise now known or herein after developed without the previous express consent by the copyright owner, except for reproduction in daily press and regular printed publications on sale to the public within 60 days of the event related to those data/results and always provided that copyright symbol appears together as follows below.

© DORNA WSBK ORGANIZATION Srl 2017

FICR PERUGIA TIMING



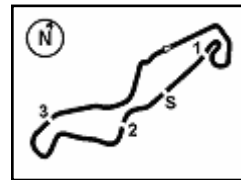
Official Tyre Supplier



Official Timekeeper



9.4
WorldSBK
102/04



1 / 3

Dutch Round, 28-29-30 April 2017

World Superbike - Chronological Analysis Race 2

Start at 13:00'23.277

1 J. REA (1'35.579)

Lap	Seg. 1	Seg. 2	Seg. 3	Seg. 4	Seg. 5	Lap Time	km/h	Local Time
1	37.006	5.060	9.410	27.683	22.484	1'41.643	288.0	13:02'04.920
2	31.715	5.063	9.396	27.886	22.286	1'36.346	294.8	13:03'41.266
3	31.670	5.090	9.318	27.725	22.103	1'35.906	291.6	13:05'17.172
4	31.414	5.204	9.218	27.773	22.114	1'35.723	283.1	13:06'52.895
5	31.436	5.202	9.268	27.751	22.175	1'35.832	282.7	13:08'28.727
6	31.424	5.208	9.186	27.709	22.052	1'35.579	283.5	13:10'04.306
7	31.371	5.199	9.193	27.849	22.194	1'35.806	283.9	13:11'40.112
8	31.461	5.183	9.207	27.955	22.218	1'36.024	287.3	13:13'16.136
9	31.688	5.209	9.285	27.889	22.375	1'36.446	285.0	13:14'52.582
10	31.471	5.163	9.230	27.945	22.110	1'35.919	284.2	13:16'28.501
11	31.457	5.242	9.281	27.930	23.151	1'37.061	282.4	13:18'05.562
12	31.653	5.240	9.285	28.038	22.356	1'36.572	282.0	13:19'42.134
13	31.745	5.234	9.351	28.134	22.311	1'36.775	282.7	13:21'18.909
14	31.636	5.197	9.274	28.129	22.262	1'36.498	285.8	13:22'55.407
15	31.580	5.192	9.277	28.051	22.359	1'36.459	285.4	13:24'31.866
16	31.500	5.161	9.191	28.031	22.358	1'36.241	285.8	13:26'08.107
17	31.618	5.145	9.308	28.036	22.300	1'36.407	287.7	13:27'44.514
18	31.751	5.196	9.362	28.303	22.528	1'37.140	283.1	13:29'21.654
19	31.767	5.174	9.250	28.127	22.288	1'36.606	286.5	13:30'58.260
20	31.709	5.184	9.242	28.093	22.410	1'36.638	285.4	13:32'34.898
21	31.768	5.160	9.243	28.040	22.513	1'36.724	286.5	13:34'11.622

66 T. SYKES (1'35.712)

Lap	Seg. 1	Seg. 2	Seg. 3	Seg. 4	Seg. 5	Lap Time	km/h	Local Time
1	36.901	5.099	9.300	27.761	22.435	1'41.496	288.4	13:02'04.773
2	31.757	5.082	9.417	27.764	22.515	1'36.535	286.5	13:03'41.308
3	31.846	5.095	9.364	28.030	22.214	1'36.549	290.0	13:05'17.857
4	31.469	5.110	9.204	27.878	22.367	1'36.028	287.7	13:06'53.885
5	31.587	5.129	9.281	27.847	22.159	1'36.003	287.7	13:08'29.888
6	31.396	5.168	9.236	27.686	22.285	1'35.771	286.5	13:10'05.659
7	31.505	5.149	9.248	27.973	22.287	1'36.162	286.5	13:11'41.821
8	31.487	5.132	9.254	27.885	22.272	1'36.030	287.7	13:13'17.851
9	31.559	5.139	9.212	27.978	22.224	1'36.112	286.5	13:14'53.963
10	31.344	5.094	9.202	27.884	22.188	1'35.712	288.8	13:16'29.675
11	31.583	5.176	9.321	27.903	22.297	1'36.280	285.8	13:18'05.955
12	31.500	5.144	9.424	28.007	22.317	1'36.392	283.1	13:19'42.347
13	31.836	5.152	9.377	28.216	22.189	1'36.770	282.4	13:21'19.117
14	31.840	5.175	9.263	28.064	22.260	1'36.602	286.9	13:22'55.719
15	31.728	5.110	9.281	28.042	22.207	1'36.368	288.4	13:24'32.087
16	31.643	5.065	9.203	28.085	22.263	1'36.259	291.2	13:26'08.346
17	31.782	5.095	9.351	28.095	22.217	1'36.540	290.4	13:27'44.886
18	31.725	5.099	9.400	28.323	22.369	1'36.916	287.3	13:29'21.802
19	31.841	5.103	9.324	28.171	22.231	1'36.670	289.6	13:30'58.472
20	31.815	5.085	9.252	28.189	22.202	1'36.543	290.0	13:32'35.015
21	31.837	5.095	9.419	28.138	22.143	1'36.632	288.4	13:34'11.647

7 C. DAVIES (1'35.990)

Lap	Seg. 1	Seg. 2	Seg. 3	Seg. 4	Seg. 5	Lap Time	km/h	Local Time
1	37.556	5.120	9.402	27.965	22.306	1'42.349	288.4	13:02'05.626
2	31.656	5.120	9.371	27.898	22.369	1'36.414	290.0	13:03'42.040
3	31.423	5.091	9.316	27.987	22.443	1'36.260	290.3	13:05'18.300
4	31.718	5.152	9.251	27.956	22.391	1'36.468	287.8	13:06'54.768
5	31.590	5.081	9.382	27.834	22.321	1'36.208	290.8	13:08'30.976
6	31.508	5.159	9.228	27.990	22.507	1'36.392	287.3	13:10'07.368
7	31.448	5.214	9.519	27.956	22.268	1'36.405	283.9	13:11'43.773
8	31.479	5.177	9.370	27.904	22.424	1'36.354	286.9	13:13'20.127
9	31.472	5.181	9.407	27.884	22.511	1'36.455	286.9	13:14'56.582
10	31.516	5.185	9.185	27.766	22.338	1'35.990	286.9	13:16'32.572
11	31.417	5.209	9.345	27.820	22.387	1'36.178	287.7	13:18'08.750
12	31.434	5.221	9.313	27.996	22.413	1'36.377	283.9	13:19'45.127
13	31.617	5.251	9.362	27.903	22.306	1'36.439	284.2	13:21'21.566
14	31.570	5.194	9.303	28.016	22.784	1'36.867	285.8	13:22'58.433
15	31.623	5.208	9.261	27.989	22.388	1'36.469	285.8	13:24'34.902
16	31.796	5.177	9.260	27.940	22.452	1'36.625	284.6	13:26'11.527
17	31.771	5.176	9.372	28.108	22.601	1'37.028	285.0	13:27'48.555
18	31.773	5.202	9.328	28.220	22.378	1'36.901	284.2	13:29'25.456
19	31.578	5.181	9.362	28.105	22.396	1'36.622	286.1	13:31'02.078
20	31.684	5.179	9.330	28.159	22.574	1'36.926	285.8	13:32'39.004
21	32.064	5.176	9.503	28.294	22.658	1'37.695	285.8	13:34'16.699

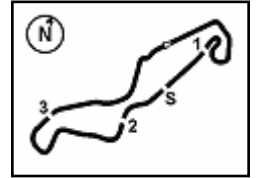
60 M. VAN DER MARK (1'36.003)

Lap	Seg. 1	Seg. 2	Seg. 3	Seg. 4	Seg. 5	Lap Time	km/h	Local Time
1	37.931	5.151	9.645	28.264	22.773	1'43.764	283.1	13:02'07.041
2	31.759	5.199	9.345	27.863	22.491	1'36.657	282.0	13:03'43.698
3	31.866	5.198	9.333	27.913	22.172	1'36.482	283.9	13:05'20.180
4	31.658	5.244	9.255	27.749	22.111	1'36.017	280.5	13:06'56.197

5	31.524	5.136	9.393	27.845	22.105	1'36.003	288.4	13:08'32.200
6	31.551	5.217	9.150	27.901	22.279	1'36.098	282.4	13:10'08.298
7	31.594	5.207	9.253	27.866	22.300	1'36.220	282.7	13:11'44.518
8	31.835	5.220	9.196	27.934	21.974	1'36.159	281.6	13:13'20.677
9	31.714	5.226	9.235	27.896	22.066	1'36.137	283.1	13:14'56.814
10	31.685	5.213	9.261	27.833	22.299	1'36.291	284.6	13:16'33.105
11	31.629	5.261	9.308	27.889	22.397	1'36.484	281.3	13:18'09.589
12	31.727	5.274	9.311	27.961	22.304	1'36.577	278.7	13:19'46.166
13	31.796	5.259	9.208	28.034	22.207	1'36.504	279.8	13:21'22.670
14	31.831	5.237	9.285	27.984	22.197	1'36.534	280.9	13:22'59.204
15	31.829	5.224	9.511	28.076	22.305	1'36.945	282.4	13:24'36.149
16	31.883	5.197	9.280	28.019	22.289	1'36.668	283.1	13:26'12.817
17	31.911	5.243	9.444	28.046	22.344	1'36.988	281.3	13:27'49.805
18	31.889	5.243	9.432	28.183	22.245	1'36.992	280.2	13:29'26.797
19	31.905	5.264	9.444	28.273	22.477	1'37.363	279.4	13:31'04.160
20	32.197	5.298	9.360	28.172	22.405	1'37.432	276.9	13:32'41.592
21	32.335	5.245	9.564	28.422	23.203	1'38.769	279.1	13:34'20.361

22 A. LOWES (1'36.531)

Lap	Seg. 1	Seg. 2	Seg. 3	Seg. 4	Seg. 5	Lap Time	km/h	Local Time
1	38.572	5.129	9.634	28.146	22.626	1'44.107	286.9	13:02'07.384
2	32.128	5.118	9.593	28.089	22.406	1'37.334	285.4	13:03'44.718
3	31.688	5.094	9.432	28.075	22.558	1'36.847	292.4	13:05'21.565
4	31.608	5.173	9.329	28.065	22.632	1'36.807	286.1	13:06'58.372
5	31.874	5.179	9.282	28.546	22.987	1'37.868	286.1	13:08'36.240
6	31.888	5.166	9.304	28.074	22.414	1'36.846	286.5	13:10'13.086
7	31.716	5.092	9.327	28.140	22.464	1'36.739	288.8	13:11'49.825
8	31.990	5.092	9.569	27.887	22.638	1'37.176	290.0	13:13'27.001
9	31.729	5.191	9.680	27.986	22.639	1'37.225	286.9	13:15'04.226
10	31.731	5.182	9.288	27.930	22.400	1'36.531	285.4	13:16'40.757
11	31.570	5.175	9.355	27.939	22.527	1'36.566	285.0	13:18'17.323
12	31.647	5.217	9.419	27.957	22.475	1'36.715	282.7	13:19'54.038
13	31.830	5.231	9.473	27.981	22.426	1'36.941	282.0	13:21'30.979
14	31.823	5.214	9.468	27.912	22.636	1'37.053	282.4	13:23'08.032
15	31.717	5.201	9.314	27.896	22.560	1'36.688	285.0	13:24'44.720
16	31.749	5.173	9.480	28.190	22.623	1'37.215	285.8	13:26'21.935
17	31.954	5.207	9.459	27.984	22.611	1'37.215	284.2	13:27'59.150
18	31.651	5.235	9.362	27.995	22.519	1'36.762	281.6	13:29'35.912
19	31.789	5.231	9.382	28.122	22.527	1'37.051	283.9	13:31'12.963
20	31.895	5.213	9.382	28.135	22.645	1'37.270	283.5	13:32'50.233
21	31.938	5.199	9.525	28.055	22			



Dutch Round, 28-29-30 April 2017

World Superbike - Chronological Analysis Race 2

TT Circuit Assen 4.542 m

Start at 13:00'23.277

2 / 3

13	31.715	5.318	9.423	27.901	22.416	1'36.773	278.7	13:21'32.787
14	31.724	5.308	9.422	28.022	22.267	1'36.743	279.1	13:23'09.530
15	31.901	5.230	9.265	28.141	22.844	1'37.381	284.6	13:24'46.911
16	31.925	5.262	9.360	28.077	22.641	1'37.265	280.5	13:26'24.176
17	32.005	5.256	9.395	28.116	22.884	1'37.656	280.9	13:28'01.832
18	31.860	5.285	9.390	28.177	22.712	1'37.424	279.8	13:29'39.256
19	31.731	5.283	9.365	28.056	22.609	1'37.044	280.5	13:31'16.300
20	31.731	5.271	9.391	28.033	22.711	1'37.137	278.7	13:32'53.437
21	31.765	5.245	9.394	28.285	22.522	1'37.211	283.1	13:34'30.648

21 32.200 5.240 9.585 28.540 22.653 1'38.218 281.6 13:34'36.315

40 R. RAMOS (1'36.956)

Lap	Seg. 1	Seg. 2	Seg. 3	Seg. 4	Seg. 5	Lap Time	km/h	Local Time
1	37.314	5.234	9.511	28.721	22.530	1'43.310	283.1	13:02'06.587
2	31.673	5.225	9.554	28.088	22.433	1'36.973	283.5	13:03'43.560
3	31.775	5.264	9.492	28.130	22.295	1'36.956	282.4	13:05'20.516
4	31.582	5.199	9.460	28.275	22.573	1'37.089	285.4	13:06'57.605
5	31.748	5.262	9.419	28.157	22.546	1'37.132	279.4	13:08'34.737
6	32.281	5.237	9.479	28.284	22.455	1'37.736	282.0	13:10'12.473
7	31.837	5.227	9.417	28.135	22.501	1'37.117	282.0	13:11'49.590
8	31.788	5.249	9.464	28.175	22.871	1'37.547	279.8	13:13'27.137
9	31.968	5.271	9.546	28.466	22.448	1'37.699	282.4	13:15'04.836
10	31.787	5.227	9.449	28.124	22.546	1'37.133	280.2	13:16'41.969
11	32.223	5.249	9.520	28.311	22.564	1'37.867	285.0	13:18'19.836
12	31.838	5.285	9.540	28.387	22.622	1'37.672	277.6	13:19'57.508
13	32.151	5.203	9.542	28.237	22.445	1'37.578	283.9	13:21'35.086
14	31.981	5.256	9.552	28.549	22.672	1'38.010	283.1	13:23'13.096
15	32.055	5.221	9.513	28.256	22.738	1'37.783	282.4	13:24'50.879
16	31.978	5.224	9.529	28.421	22.727	1'37.879	284.2	13:26'28.758
17	32.063	5.247	9.579	28.464	22.606	1'37.959	280.5	13:28'06.717
18	32.343	5.239	9.521	28.435	22.467	1'38.005	280.9	13:29'44.722
19	32.228	5.188	9.587	28.361	22.493	1'37.857	285.0	13:31'22.579
20	32.165	5.194	9.643	28.314	22.732	1'38.048	282.7	13:33'00.627
21	32.009	5.229	9.475	28.419	22.614	1'37.746	280.9	13:34'38.373

36 L. MERCADO (1'36.871)

Lap	Seg. 1	Seg. 2	Seg. 3	Seg. 4	Seg. 5	Lap Time	km/h	Local Time
1	38.296	5.102	9.666	28.210	22.776	1'44.050	286.1	13:02'07.327
2	32.013	5.143	9.517	27.895	22.458	1'37.026	287.3	13:03'44.353
3	31.808	5.140	9.437	28.021	22.960	1'37.366	289.2	13:05'21.719
4	31.777	5.198	9.457	28.017	23.000	1'37.449	285.4	13:06'59.168
5	31.757	5.156	9.436	27.996	22.730	1'37.075	286.5	13:08'36.243
6	32.429	5.182	9.368	28.178	22.603	1'37.760	283.9	13:10'14.003
7	31.696	5.163	9.408	27.992	22.612	1'36.871	286.1	13:11'50.874
8	32.014	5.177	9.430	28.087	22.373	1'37.081	275.9	13:13'27.955
9	31.983	5.174	9.472	28.220	22.519	1'37.368	285.8	13:15'05.323
10	32.027	5.148	9.426	28.032	22.475	1'37.108	286.1	13:16'42.431
11	32.108	5.138	9.573	28.284	23.063	1'38.166	282.7	13:18'20.597
12	32.095	5.241	9.519	28.091	22.651	1'37.597	284.6	13:19'58.194
13	32.002	5.201	9.456	28.024	22.570	1'37.253	285.0	13:21'35.447
14	32.011	5.179	9.447	28.248	22.591	1'37.476	286.9	13:23'12.923
15	32.019	5.184	9.386	28.125	22.821	1'37.535	284.6	13:24'50.458
16	32.116	5.201	9.478	28.249	22.860	1'37.904	286.5	13:26'28.362
17	32.131	5.225	9.475	28.281	23.184	1'38.296	281.3	13:28'06.658
18	32.191	5.223	9.478	28.310	22.733	1'37.935	281.6	13:29'44.593
19	32.173	5.271	9.482	28.214	22.764	1'37.904	280.2	13:31'22.497
20	32.120	5.254	9.868	28.329	22.772	1'38.343	279.1	13:33'00.840
21	32.111	5.137	9.506	28.284	22.668	1'37.706	288.0	13:34'38.546

12 X. FORÉS (1'36.465)

Lap	Seg. 1	Seg. 2	Seg. 3	Seg. 4	Seg. 5	Lap Time	km/h	Local Time
1	36.126	5.209	9.227	27.997	22.589	1'41.148	281.3	13:02'04.425
2	31.926	5.167	9.283	27.869	22.354	1'36.599	284.6	13:03'41.024
3	31.817	5.191	9.430	28.314	22.413	1'37.165	282.0	13:05'18.189
4	31.661	5.185	9.315	27.951	22.353	1'36.465	282.7	13:06'54.654
5	31.618	5.165	9.550	28.072	22.421	1'36.826	284.6	13:08'31.480
6	31.699	5.199	9.301	28.070	22.737	1'37.006	282.7	13:10'08.486
7	31.958	5.184	9.488	28.820	22.726	1'38.176	283.1	13:11'46.662
8	32.158	5.212	9.306	28.594	22.398	1'37.668	281.3	13:13'24.330
9	33.548	5.934	9.487	28.180	22.534	1'39.683	269.0	13:15'04.013
10	32.106	5.203	9.501	28.209	22.509	1'37.528	280.2	13:16'41.541
11	32.252	5.242	9.436	28.621	23.345	1'38.896	282.7	13:18'20.437
12	32.804	5.241	9.601	28.557	22.797	1'39.000	281.6	13:19'59.437
13	32.228	5.220	9.492	28.392	22.775	1'38.107	280.9	13:21'37.544
14	32.258	5.272	9.393	28.440	22.850	1'38.213	281.6	13:23'15.757
15	32.259	5.245	9.439	28.459	23.157	1'38.559	282.0	13:24'54.316
16	32.581	5.256	9.635	28.669	23.004	1'39.145	280.5	13:26'33.461
17	32.445	5.240	9.558	28.694	22.978	1'38.815	280.5	13:28'12.276
18	32.376	5.273	9.544	28.593	22.884	1'38.770	279.8	13:29'51.046
19	32.457	5.292	9.482	28.623	23.061	1'38.815	280.2	13:31'29.861
20	32.503	5.270	9.528	28.604	22.996	1'38.901	278.7	13:33'08.762
21	32.514	5.253	9.617	28.629	23.458	1'39.471	281.6	13:34'48.233

88 R. KRUMMENACHER (1'37.484)

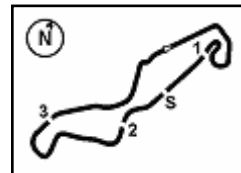
Lap	Seg. 1	Seg. 2	Seg. 3	Seg. 4	Seg. 5	Lap Time	km/h	Local Time
1	39.426	5.196	9.765	28.206	22.842	1'45.435	278.0	13:02'08.712
2	32.207	5.204	9.531	28.023	22.619	1'37.584	284.2	13:03'46.296
3	32.232	5.269	9.511	27.886	22.586	1'37.484	280.2	13:05'23.780

30/04/2017

P = Pits In/Out - C = Lap-Time Cancelled

These data/results cannot be reproduced, stored and/or transmitted in whole or in part by any manner of electronic, mechanical, photocopying, recording, broadcasting or otherwise now known or herein after developed without the previous express consent by the copyright owner, except for reproduction in daily press and regular printed publications on sale to the public within 60 days of the event related to those data/results and always provided that copyright symbol appears together as follows below.

© DORNA WSBK ORGANIZATION Srl 2017



TT Circuit Assen 4.542 m

3 / 3

Dutch Round, 28-29-30 April 2017

World Superbike - Chronological Analysis Race 2

Start at 13:00'23.277

4	32.148	5.263	9.564	28.126	22.761	1'37.862	281.3	13:07'01.642
5	32.576	5.186	9.767	28.218	23.046	1'38.793	278.0	13:08'40.435
6	32.589	5.274	9.625	28.491	23.185	1'39.164	275.2	13:10'19.599
7	32.307	5.272	9.635	28.383	22.983	1'38.580	272.0	13:11'58.179
8	32.231	5.289	9.483	28.273	22.657	1'37.933	276.6	13:13'36.112
9	32.146	5.302	9.458	28.207	22.903	1'38.016	277.3	13:15'14.128
10	32.021	5.329	9.430	28.137	22.848	1'37.765	275.9	13:16'51.893
11	32.158	5.344	9.586	28.354	23.011	1'38.453	274.8	13:18'30.346
12	32.057	5.351	9.606	28.224	22.779	1'38.017	274.5	13:20'08.363
13	32.882	5.315	9.541	28.166	22.806	1'38.710	276.6	13:21'47.073
14	32.256	5.321	9.530	28.392	22.866	1'38.365	277.6	13:23'25.438
15	32.204	5.317	9.488	28.262	22.949	1'38.220	275.5	13:25'03.658
16	32.225	5.302	9.481	28.187	22.895	1'38.090	276.6	13:26'41.748
17	32.293	5.332	9.561	28.428	22.789	1'38.403	275.2	13:28'20.151
18	32.085	5.347	9.533	28.279	22.683	1'37.927	273.4	13:29'58.078
19	31.946	5.275	9.486	28.200	22.774	1'37.681	277.3	13:31'35.759
20	32.111	5.308	9.540	28.395	22.818	1'38.172	276.2	13:33'13.931
21	32.308	5.277	9.504	28.360	22.839	1'38.288	279.1	13:34'52.219

15 A. DE ANGELIS (1'37.524)

Lap	Seg. 1	Seg. 2	Seg. 3	Seg. 4	Seg. 5	Lap Time	km/h	Local Time
1	38.837	5.234	9.536	28.498	22.757	1'44.862	285.8	13:02'08.139
2	32.149	5.211	9.512	28.020	22.647	1'37.539	285.4	13:03'45.678
3	31.901	5.249	9.406	28.060	22.908	1'37.524	282.7	13:05'23.202
4	31.801	5.267	9.524	28.225	23.096	1'37.913	279.8	13:07'01.115
5	32.455	5.320	9.756	28.325	23.128	1'38.984	275.5	13:08'40.099
6	32.356	5.339	9.764	28.530	23.655	1'39.644	275.2	13:10'19.743
7	32.952	5.244	9.816	28.409	23.124	1'39.545	280.5	13:11'59.288
8	32.362	5.213	9.674	28.420	22.815	1'38.484	285.0	13:13'37.772
9	32.078	5.203	9.653	28.307	23.115	1'38.356	283.9	13:15'16.128
10	32.061	5.274	9.582	28.167	22.831	1'37.915	278.7	13:16'54.043
11	31.949	5.528	9.560	28.430	22.999	1'38.466	270.0	13:18'32.509
12	32.215	5.340	9.652	28.432	23.067	1'38.706	276.2	13:20'11.215
13	32.223	5.298	9.591	28.253	22.923	1'38.288	276.9	13:21'49.503
14	32.041	5.292	9.589	28.284	22.662	1'37.868	278.0	13:23'27.371
15	32.008	5.300	9.468	28.332	22.916	1'38.024	277.6	13:25'05.395
16	32.205	5.297	9.441	28.347	22.806	1'38.096	279.1	13:26'43.491
17	32.411	5.313	9.568	28.518	23.146	1'38.956	275.9	13:28'22.447
18	32.756	5.352	9.713	28.847	23.088	1'39.756	274.8	13:30'02.203
19	32.477	5.315	9.781	28.869	23.439	1'39.881	276.2	13:31'42.084
20	32.491	5.329	9.701	28.762	23.215	1'39.498	276.2	13:33'21.582
21	32.555	5.286	9.594	28.639	23.106	1'39.180	279.4	13:35'00.762

86 A. BADOVINI (1'37.488)

Lap	Seg. 1	Seg. 2	Seg. 3	Seg. 4	Seg. 5	Lap Time	km/h	Local Time
1	39.254	5.197	9.730	28.184	22.815	1'45.180	269.3	13:02'08.457
2	32.216	5.184	9.584	28.026	22.702	1'37.712	283.9	13:03'46.169
3	32.034	5.227	9.534	28.079	22.614	1'37.488	283.1	13:05'23.657
4	32.062	5.256	9.518	28.291	22.744	1'37.871	280.5	13:07'01.528
5	32.444	5.291	9.578	28.348	22.976	1'38.637	275.9	13:08'40.165
6	32.488	5.268	9.782	28.489	22.949	1'38.976	276.9	13:10'19.141
7	32.606	5.326	9.575	28.473	22.998	1'38.978	272.7	13:11'58.119
8	33.080	5.250	9.611	28.346	22.826	1'39.113	278.4	13:13'37.232
9	32.397	5.252	9.666	28.323	23.364	1'39.002	278.4	13:15'16.234
10	32.355	5.263	9.470	28.309	22.938	1'38.335	279.8	13:16'54.569
11	32.275	5.310	9.511	28.550	22.963	1'38.649	275.5	13:18'33.218
12	32.297	5.268	9.753	28.450	22.732	1'38.500	278.4	13:20'11.718
13	32.556	5.287	9.596	28.296	22.890	1'38.625	277.3	13:21'50.343
14	32.275	5.319	9.590	28.447	22.660	1'38.291	276.2	13:23'28.634
15	32.447	5.301	9.561	28.669	22.978	1'38.956	276.6	13:25'07.590
16	32.598	5.311	9.572	28.624	22.993	1'39.098	275.2	13:26'46.688
17	32.635	5.340	9.614	28.713	22.896	1'39.198	272.0	13:28'25.886
18	32.613	5.341	9.820	28.636	22.832	1'39.242	274.5	13:30'05.128
19	32.681	5.310	9.571	28.691	22.927	1'39.180	276.2	13:31'44.308
20	32.607	5.319	9.612	28.794	22.845	1'39.177	273.8	13:33'23.485
21	32.716	5.288	9.631	28.755	22.988	1'39.378	277.3	13:35'02.863

35 R. DE ROSA (1'37.478)

Lap	Seg. 1	Seg. 2	Seg. 3	Seg. 4	Seg. 5	Lap Time	km/h	Local Time
1	39.109	5.226	9.634	28.296	22.824	1'45.089	264.0	13:02'08.366
2	32.161	5.160	9.537	28.051	22.707	1'37.616	280.5	13:03'45.982
3	32.036	5.181	9.494	28.062	22.705	1'37.478	287.3	13:05'23.460
4	32.049	5.230	9.538	28.133	22.934	1'37.884	282.0	13:07'01.344
5	32.766	5.188	9.649	28.350	23.055	1'39.008	278.0	13:08'40.352
6	32.490	5.237	9.686	28.525	23.594	1'39.532	274.1	13:10'19.884
7	32.260	5.181	9.649	28.370	22.977	1'38.437	276.9	13:11'58.321
8	32.337	5.179	9.546	28.361	22.905	1'38.328	282.7	13:13'36.649
9	32.052	5.237	9.469	28.299	23.016	1'38.073	282.4	13:15'14.722
10	32.150	5.243	9.503	28.242	23.374	1'38.512	279.8	13:16'53.234
11	32.276	5.399	9.692	28.813	23.338	1'39.518	265.0	13:18'32.752

12	32.279	5.300	9.750	28.398	23.010	1'38.737	275.5	13:20'11.489
13	32.626	5.241	9.589	28.304	23.353	1'39.113	282.4	13:21'50.602
14	32.450	5.329	9.685	28.796	23.739	1'39.999	271.3	13:23'30.601
15	32.735	5.415	9.768	28.844	23.689	1'40.451	266.3	13:25'11.052
16	32.658	5.354	9.816	29.078	23.712	1'40.618	270.3	13:26'51.670
17	32.834	5.372	9.845	28.964	23.649	1'40.664	271.7	13:28'32.334
18	32.565	5.425	9.787	28.909	23.591	1'40.277	267.0	13:30'12.611
19	32.494	5.356	9.728	28.779	23.698	1'40.055	274.8	13:31'52.666
20	32.380	5.367	9.838	28.773	23.577	1'39.935	266.0	13:33'32.841
21	32.519	5.348	9.740	28.861	23.694	1'40.162	271.0	13:35'12.763

37 O. JEZEK (1'38.516)

Lap	Seg. 1	Seg. 2	Seg. 3	Seg. 4	Seg. 5	Lap Time	km/h	Local Time
1	39.687	5.249	9.988	28.430	22.891	1'46.245	272.7	13:02'09.522
2	32.401	5.305	9.618	28.430	22.979	1'38.733	278.7	13:03'48.255
3	32.478	5.358	9.696	28.389	22.884	1'38.805	274.5	13:05'27.060
4	32.300	5.398	9.608	28.262	22.948	1'38.516	272.4	13:07'05.576
5	32.326	5.402	9.618	28.682	23.369	1'39.397	270.3	13:08'44.973
6	32.352	5.443	9.562	28.485	22.831	1'38.673	269.0	13:10'23.646
7	32.380	5.387	9.642	28.327	22.967	1'38.703	270.7	13:12'02.349
8	32.248	5.393	9.585	28.442	23.195	1'38.863	272.7	13:13'41.212
9	32.587	5.379	9.559	28.584	23.082	1'39.191	271.3	13:15'20.403
10	32.470	5.423	9.601	28.483	23.125	1'39.102	270.3	13:16'59.505
11	32.488	5.419	9.662	28.637	23.134	1'39.340	269.3	13:18'38.845
12	32.598	5.427	9.874	28.688	23.387	1'39.974	269.3	13:20'18.819
13	32.611	5.389	9.694	28.825	23.357	1'39.876	270.3	13:21'58.695
14	32.732	5.443	9.736	28.809	23.149	1'39.869	269.3	13:23'38.564
15	32.632	5.373	9.652	28.643	23.092	1'39.392	273.8	13:25'17.956
16	32.478	5.366	9.572	28.635	23.033	1'39.084	273.1	13:26'57.040
17	32.406	5.404	9.604	28.575	23.381	1'39.370	271.0	13:28'36.410
18	32.659	5.400	9.593	28.683	23.010	1'39.345	271.7	13:30'15.755
19	32.289	5.387	9.756	28.526	22.925	1'38.883	272.7	13:31'54.638
20	32.387	5.393	9.673	28.513	22.990	1'38.956	271.0	13:33'33.594
21	32.285	5.448	9.660	28.485	23.325	1'39.203	270.3	13:35'12.797

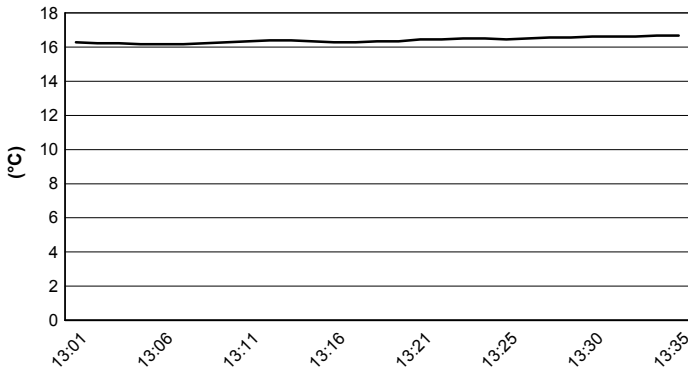
32 L. SAVADORI (1'36.281)

Lap	Seg. 1	Seg. 2	Seg. 3	Seg. 4	Seg. 5	Lap Time	km/h	Local Time
1	36.839	5.241	9.593	28.444	22.346	1'42.063	273.4	13:02'05.340
2	31.768	5.17						

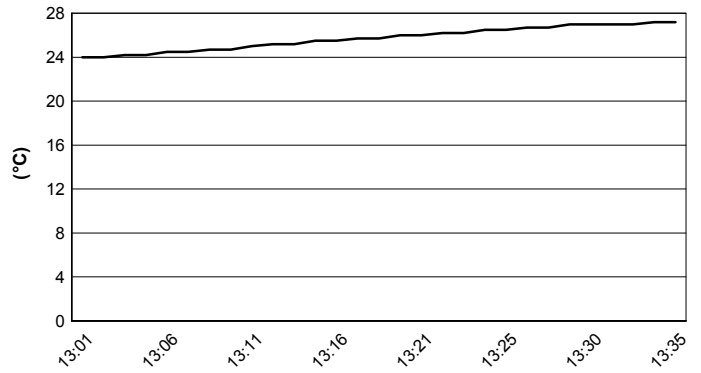
Dutch Round, 28-29-30 April 2017 World Superbike - Weather Report Race 2

Session started 13:00 Session ended 13:35

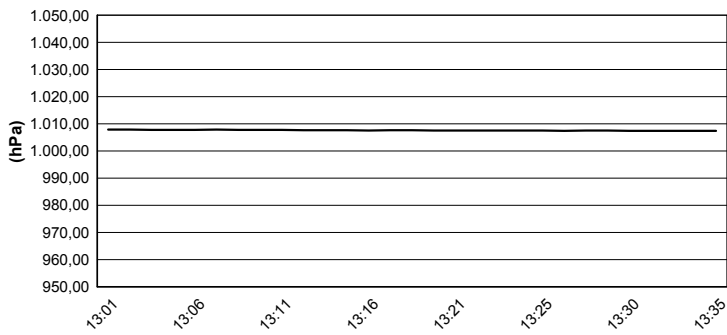
Air Temperature



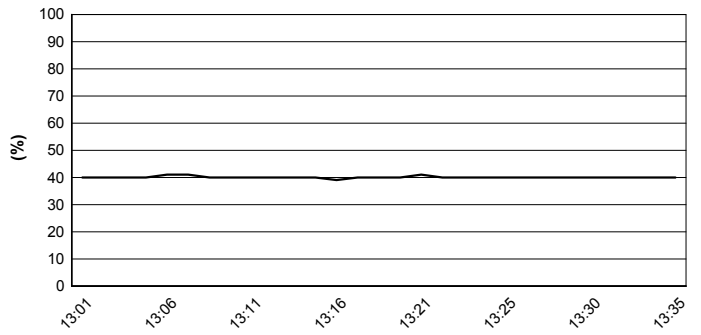
Track Temperature



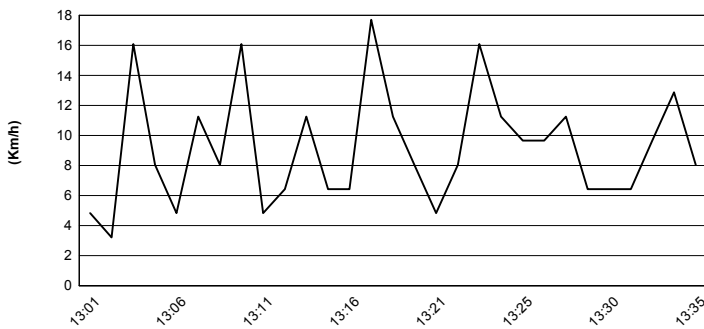
Air Pressure



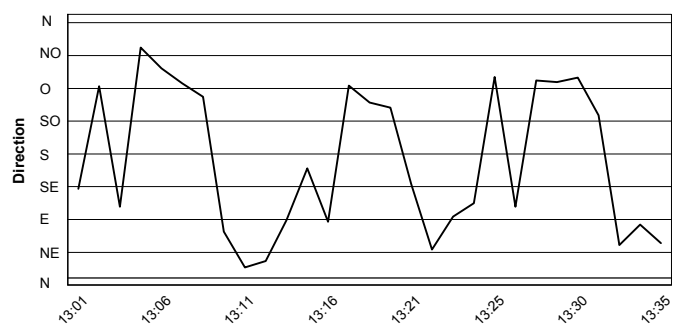
Humidity



Wind Speed



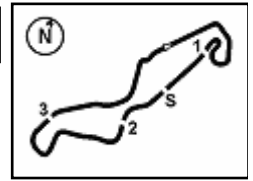
Wind Direction



30/04/2017

These data/results cannot be reproduced, stored and/or transmitted in whole or in part by any manner of electronic, mechanical, photocopying, recording, broadcasting or otherwise now known or herein after developed without the previous express consent by the copyright owner, except for reproduction in daily press and regular printed publications on sale to the public within 60 days of the event related to those data/results and always provided that copyright symbol appears together as follows below.

© DORNA WSBK ORGANIZATION Srl 2017



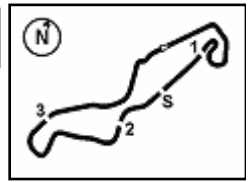
Dutch Round, 28-29-30 April 2017 World Superbike - Championship Standings

TT Circuit Assen 4.542 m

Points	Points From First	Points From Previous	February 26 PHILLIP ISLAND		March 12 BURIRAM		April 2 ARAGÓN		April 30 ASSEN		May 14 IMOLA		May 28 DONINGTON PARK		June 18 MISANO		July 9 LAGUNA SECA		August 20 LAUSITZRING		September 17 PORTIMÃO		October 1 MAGNY COURS		October 15 JEREZ		November 4 LOSAIL	
			1	2	1	2	1	2	1	2	1	2	1	2	1	2	1	2	1	2	1	2	1	2	1	2	1	2
1 REA Jonathan (GBR)	195		25	25	25	25	25	20	25	25																		
			1	1	1	1	1	1	1	1																		
2 SYKES Tom (GBR)	131	64	16	10	16	20	16	13	20	20																		
			3	3	3	3	2	3	2	2																		
3 DAVIES Chaz (GBR)	111	84	20	20	20	10	0	25	0	16																		
			2	2	2	2	3	2	4	3																		
4 MELANDRI Marco (ITA)	97	98	0	16	13	16	20	16	16	0																		
			7		5	5	4	4	3	4																		
5 LOWES Alex (GBR)	76	119	13	13	10	13	13	3	0	11																		
			4	3	4	4	5	5	5	5																		
6 VAN DER MARK Michael (NED)	62	133	7	9	11	0	11	11	0	13																		
			9	7	6	8	7	6	7	6																		
7 FORÉS Xavi (ESP)	60	135	10	11	5	8	0	10	13	3																		
			6	5	8	6	8	8	6	7																		
8 TORRES Jordi (ESP)	57	138	9	0	9	11	10	9	0	9																		
			7	10	9	7	6	7	8	8																		
9 CAMIER Leon (GBR)	54	141	11	8	8	0	5	6	6	10																		
			5	6	6	8	9	9	9	9																		
10 LAVERTY Eugene (IRL)	46	149	8	6	0	1	8	7	8	8																		
			8	9	10	11	11	10	10	10																		
11 HAYDEN Nicky (USA)	36	159	5	0	7	9	6	0	2	7																		
			11	15	11	10	10	11	11	11																		
12 BRADL Stefan (GER)	35	160	1	1	6	0	7	4	10	6																		
			15	18	15	17	13	12	11	12																		
13 RAMOS Román (ESP)	32	163	3	2	1	7	0	5	9	5																		
			13	15	17	13	14	14	13	13																		
14 MERCADO Leandro (ARG)	28	167	0	0	0	0	9	8	7	4																		
							18	15	14	14																		
15 SAVADORI Lorenzo (ITA)	21	174	0	7	3	0	0	0	11	0																		
			11	12	15		17	18	15	15																		
16 KRUMMENACHER Randy (SUI)	21	174	0	6	4	0	2	2	5	2																		
			10	14	12	15	16	16	16	15																		
17 REITERBERGER Markus (GER)	19	176	2	4	3	6	4	0	0	0																		
			12	11	14	11	12	12	16	17																		
18 DE ANGELIS Alex (RSM)	18	177	1	2	5	5	1	0	4	1																		
			14	11	16	14	14	17	18	18																		
19 RUSSO Riccardo (ITA)	4	191	14	0	0	4	0	0	0	0																		
					18		19	19	19	19																		
20 BROOKES Joshua (AUS)	4	191	0	0	4	0	0	0	0	0																		
					17	18	18	19	19	19																		
21 SIMON Julian (ESP)	4	191	0	0	0	0	3	1	0	0																		
							21	19	19	19																		
22 DE ROSA Raffaele (ITA)	3	192	1	0	0	0	0	0	3	0																		
									22	22																		
23 JEZEK Ondrej (CZE)	3	192	0	0	0	3	0	0	0	0																		
					20		21	22	22	22																		
24 BADOVINI Ayrton (ITA)	3	192	0	0	0	2	0	0	1	0																		
					21		23	23	22	22																		

30/04/2017 First Line: Championship Standings - Second Line: Ranking Progression
 These data/results cannot be reproduced, stored and/or transmitted in whole or in part by any manner of electronic, mechanical, photocopying, recording, broadcasting or otherwise now known or herein after developed without the previous express consent by the copyright owner, except for reproduction in daily press and regular printed publications on sale to the public within 60 days of the event related to those data/results and always provided that copyright symbol appears together as follows below.
 © DORNA WSBK ORGANIZATION Srl 2017





Dutch Round, 28-29-30 April 2017 World Superbike - Manufacturers Standings

TT Circuit Assen 4.542 m

Points	Points From First	Points From Previous	February 26 PHILLIP ISLAND		March 12 BURIRAM		April 2 ARAGÓN		April 30 ASSEN		May 14 IMOLA		May 28 DONINGTON PARK		June 18 MISANO		July 9 LAGUNA SECA		August 20 LAUSITZRING		September 17 PORTIMÃO		October 1 MAGNY COURS		October 15 JEREZ		November 4 LOSAIL		
			1	2	1	2	1	2	1	2	1	2	1	2	1	2	1	2	1	2	1	2	1	2	1	2	1	2	1
1	KAWASAKI	195	25	25	25	25	25	20	25	25																			
2	DUCATI	153	42	20	20	20	16	20	25	16	16																		
3	YAMAHA	87	108	66	13	13	11	13	13	11	13																		
4	BMW	63	132	24	9	3	9	11	10	9	3	9																	
5	APRILIA	55	140	8	8	7	3	1	9	8	11	8																	
6	MV AGUSTA	54	141	1	11	8	8		5	6	6	10																	
7	HONDA	50	145	4	5	1	7	9	7	4	10	7																	

30/04/2017

First Line: Championship Standings - Second Line: Ranking Progression

These data/results cannot be reproduced, stored and/or transmitted in whole or in part by any manner of electronic, mechanical, photocopying, recording, broadcasting or otherwise now known or herein after developed without the previous express consent by the copyright owner, except for reproduction in daily press and regular printed publications on sale to the public within 60 days of the event related to those data/results and always provided that copyright symbol appears together as follows below.

© DORNA WSBK ORGANIZATION Srl 2017

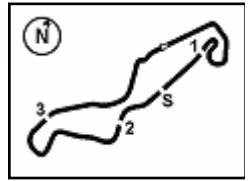
FKR PERUGIA TIMING



Official Tyre Supplier



Official Timekeeper



TT Circuit Assen 4.542 m

Dutch Round, 28-29-30 April 2017
World Superbike - Pirelli Best Lap Award

Points	Points From First	Points From Previous	February 26	March 12	April 2	April 30	May 14	May 28	June 18	July 9	August 20	September 17	October 1	October 15	November 4	
			PHILLIP ISLAND	BURIRAM	ARAGÓN	ASSEN	IMOLA	DONINGTON PARK	MISANO	LAGUNA SECA	LAUSITZRING	PORTIMÃO	MAGNY COURS	JEREZ	LOSAIL	
Fastest Laps																
1 REA Jonathan (GBR)	5		1	1	1	1 1										
2 MELANDRI Marco (ITA)	2 3		1	1												
3 DAVIES Chaz (GBR)	1 4 1				1											

30/04/2017

These data/results cannot be reproduced, stored and/or transmitted in whole or in part by any manner of electronic, mechanical, photocopying, recording, broadcasting or otherwise now known or herein after developed without the previous express consent by the copyright owner, except for reproduction in daily press and regular printed publications on sale to the public within 60 days of the event related to those data/results and always provided that copyright symbol appears together as follows below.

© DORNA WSBK ORGANIZATION Srl 2017

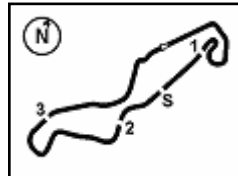
FKR PERUGIA TIMING



Official Tyre Supplier



Official Timekeeper



Dutch Round, 28-29-30 April 2017 World Superbike - Rider's Performance

TT Circuit Assen 4.542 m

	Points	Points From First	Points From Previous	February 26 PHILLIP ISLAND		March 12 BURIRAM		April 2 ARAGÓN		April 30 ASSEN		May 14 IMOLA		May 28 DONINGTON PARK		June 18 MISANO		July 9 LAGUNA SECA		August 20 LAUSITZRING		September 17 PORTIMÃO		October 1 MAGNY COURS		October 15 JEREZ		November 4 LOSAIL								
				G	1	2	G	1	2	G	1	2	G	1	2	G	1	2	G	1	2	G	1	2	G	1	2	G	1	2	G	1	2	G	1	2
1 REA	195			1	1	1	1	1	1	1																										
2 SYKES	131	64		2	3	6	2	3	2	3	3	4	2	2	2																					
3 DAVIES	111	84	20	4	2	2	5	2	6	1	Rt	1	3	Rt	3																					
4 MELANDRI	97	98	14	3	Rt	3	3	4	3	4	2	3	5	3	Rt																					
5 LOWES	76	119	21	5	4	4	4	6	4	12	4	13	12	Rt	5																					
6 VAN DER MARK	62	133	14	10	9	7	6	5	Rt	7	5	5	8	Rt	4																					
7 FORÉS	60	135	2	8	6	5	8	11	8	5	Rt	6	7	4	13																					
8 TORRES	57	138	3	7	7	Rt	10	7	5	6	6	7	9	Rt	7																					
9 CAMIER	54	141	3	9	5	8	11	8	Rt	15	11	10	11	10	6																					
10 LAVERTY	46	149	8	13	8	10	7	Rt	15	9	8	9	6	8	8																					
11 HAYDEN	36	159	10	11	11	Rt	14	9	7	10	10	Rt	10	14	9																					
12 BRADL	35	160	1	15	15	15	16	10	Rt	11	9	12	16	6	10																					
13 RAMOS	32	163	3	17	13	14	19	15	9	14	Rt	11	15	7	11																					
14 MERCADO	28	167	4							8	7	8	17	9	12																					
15 SAVADORI	21	174	7	6	Rt	9	9	13					4	5	Rt																					
16 KRUMMENACHER	21	174	0	14	10	16	13	12	Rt	16	14	14	13	11	14																					
17 REITERBERGER	19	176	2	12	12	13	12	14	10	13	12	16																								
18 DE ANGELIS	18	177	1	20	14	11	15	16	11	18	15	Rt	14	12	15																					
19 BROOKES	4	191	14	16	Rt	12																														
20 RUSSO	4	191	0	18	16	Rt	17	17	12	19	16	Rt	19	Rt	Rt																					
21 SIMON	4	191	0							17	13	15																								
22 JEZEK	3	192	1	19	18	17	18	18	13	20			20	16	18																					
23 BADOVINI	3	192	0	21	17	Rt	20	Rt	14	21	Rt	17	21	15	16																					
24 DE ROSA	3	192	0										18	13	17																					

G = Grid - 1 = Race 1 - 2 = Race 2

Ns = Did Not Start - Rt = Retired - Ex = Excluded

30/04/2017

These data/results cannot be reproduced, stored and/or transmitted in whole or in part by any manner of electronic, mechanical, photocopying, recording, broadcasting or otherwise now known or herein after developed without the previous express consent by the copyright owner, except for reproduction in daily press and regular printed publications on sale to the public within 60 days of the event related to those data/results and always provided that copyright symbol appears together as follows below.

© DORNA WSBK ORGANIZATION Srl 2017



Dutch Round, 28-29-30 April 2017 World Superbike - Best Laps & Speeds

1 / 2

No.	Rider		Best Lap		FP1		FP2		FP3		SP1		SP2		RC1		W1A		RC2	
	Nat	Bike	laps	speed	laps	speed	laps	speed	laps	speed	laps	speed	laps	speed	laps	speed	laps	speed	laps	speed
1	1	J. REA	114	294,7	19	289,6	28	286,9	11	288,4	5	286,5	21	293,5	9	288,4	21	294,7		
		GBR Kawasaki ZX-10RR																		
2	66	T. SYKES	110	292,7	22	288,0	19	285,0	14	287,2	5	285,7	21	292,7	8	288,0	21	291,1		
		GBR Kawasaki ZX-10RR																		
3	7	C. DAVIES	115	290,7	24	285,0	24	285,7	12	286,5	6	285,3	20	286,9	8	289,2	21	290,7		
		GBR Ducati Panigale R																		
4	32	L. SAVADORI	94	287,6	13	280,9	24	283,1	11	282,3	6	285,7	21	287,6	8	282,3	11	287,6		
		ITA Aprilia RSV4 RF																		
5	33	M. MELANDRI	91	294,3	20	289,9	21	287,6	10	293,1	6	289,6	21	293,1	5	286,5	8	294,3		
		ITA Ducati Panigale R																		
6	50	E. LAVERTY	107	293,9	20	287,2	20	286,9	10	286,5	6	288,4	21	293,9	9	288,8	21	289,2		
		IRL Aprilia RSV4 RF																		
7	12	X. FORÉS	97	288,0	19	282,3	6	279,4	12	286,1	6	287,6	6	283,4	21	288,0	6	284,2	21	284,6
		ESP Ducati Panigale R																		
8	60	M. VAN DER MARK	101	290,7	25	282,7	22	282,7	15	285,7	7	283,8	2	290,7	9	285,3	21	288,4		
		NED Yamaha YZF R1																		
9	81	J. TORRES	121	291,9	26	285,7	26	282,3	14	284,6	6	288,0	19	290,7	9	286,9	21	291,9		
		ESP BMW S 1000 RR																		
10	69	N. HAYDEN	101	289,2	20	280,1	8	278,7	11	286,9	6	283,1	6	280,9	21	289,2	8	284,2	21	284,6
		USA Honda CBR1000RR																		
11	2	L. CAMIER	111	288,4	19	279,0	20	279,4	13	279,0	8	283,8	21	288,4	9	278,3	21	285,7		
		GBR MV Agusta 1000 F4																		
12	22	A. LOWES	79	292,3	14	288,4	6	285,7	12	286,1	6	287,6	12	291,1	8	290,3	21	292,3		
		GBR Yamaha YZF R1																		
13	88	R. KRUMMENACHER	108	287,2	19	280,1	23	279,0	10	281,2	6	283,1	21	287,2	8	278,7	21	284,2		
		SUI Kawasaki ZX-10RR																		
14	15	A. DE ANGELIS	97	286,5	21	282,7	18	282,7	4	285,0	6	285,0	21	286,5	6	285,0	21	285,7		
		RSM Kawasaki ZX-10RR																		
15	6	S. BRADL	109	291,5	19	283,8	22	282,0	13	286,9	5	286,5	21	291,5	8	288,4	21	289,9		
		GER Honda CBR1000RR																		
16	40	R. RAMOS	113	285,3	22	277,6	20	279,8	14	283,4	6	285,0	21	284,6	9	283,1	21	285,3		
		ESP Kawasaki ZX-10RR																		
17	36	L. MERCADO	91	291,9	19	286,9	4	284,2	12	288,0	6	291,9	21	288,8	8	284,6	21	289,2		
		ARG Aprilia RSV4 RF																		
18	35	R. DE ROSA	108	287,2	22	280,1	18	275,5	12	280,9	6	286,5	21	285,3	8	284,2	21	287,2		
		ITA BMW S 1000 RR																		
19	84	R. RUSSO	56	279,4	18	274,1	4	273,7	11	275,5	6	277,6	4	279,4	5	270,3	8	277,6		
		ITA Yamaha YZF R1																		
20	37	O. JEZEK	98	283,8	17	274,4	15	274,4	10	274,8	6	283,8	21	282,0	8	277,6	21	278,7		
		CZE Kawasaki ZX-10RR																		

30/04/2017

These data/results cannot be reproduced, stored and/or transmitted in whole or in part by any manner of electronic, mechanical, photocopying, recording, broadcasting or otherwise now known or herein after developed without the previous express consent by the copyright owner, except for reproduction in daily press and regular printed publications on sale to the public within 60 days of the event related to those data/results and always provided that copyright symbol appears together as follows below.

© DORNA WSBK ORGANIZATION Srl 2017

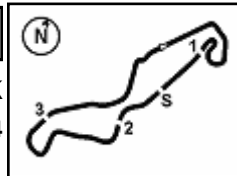
FICR PERUGIA TIMING



Official Tyre Supplier



Official Timekeeper



TT Circuit Assen 4.542 m

Dutch Round, 28-29-30 April 2017 World Superbike - Best Laps & Speeds

2 / 2

No.	Rider		Best Lap		FP1		FP2		FP3		SP1		SP2		RC1		W1A		RC2	
	Nat	Bike	laps	speed	laps	speed	laps	speed	laps	speed	laps	speed	laps	speed	laps	speed	laps	speed	laps	speed
21	86 A. BADOVINI		1'37.272		1'47.297		1'38.704		1'37.600		1'37.510				1'37.272		1'38.479		1'37.488	
	ITA	Kawasaki ZX-10RR	81	283,8	2	264,6	17	275,5	8	279,8	5	281,6	21	283,8	7	279,0	21	283,8		

30/04/2017

These data/results cannot be reproduced, stored and/or transmitted in whole or in part by any manner of electronic, mechanical, photocopying, recording, broadcasting or otherwise now known or herein after developed without the previous express consent by the copyright owner, except for reproduction in daily press and regular printed publications on sale to the public within 60 days of the event related to those data/results and always provided that copyright symbol appears together as follows below.

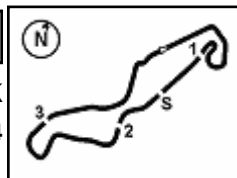
© DORNA WSBK ORGANIZATION Srl 2017

FKR PERUGIA TIMING


Official Tyre Supplier



Official Timekeeper



Dutch Round, 28-29-30 April 2017

World Superbike - Race Winners

	2014	2015	2016	2017
01 Phillip Island	R1: Laverty (Irl) Suz R2: Guintoli (Fra) Apr	R1: Rea (Gbr) Kaw R2: Haslam (Gbr) Apr	R1: Rea (Gbr) Kaw R2: Rea (Gbr) Kaw	R1: Rea (Gbr) Kaw R2: Rea (Gbr) Kaw
02 Buriram		R1: Rea (Gbr) Kaw R2: Rea (Gbr) Kaw	R1: Rea (Gbr) Kaw R2: Sykes (Gbr) Kaw	R1: Rea (Gbr) Kaw R2: Rea (Gbr) Kaw
03 Aragon	R1: Sykes (Gbr) Kaw R2: Sykes (Gbr) Kaw	R1: Rea (Gbr) Kaw R2: Davies (Gbr) Duc	R1: Davies (Gbr) Duc R2: Davies (Gbr) Duc	R1: Rea (Gbr) Kaw R2: Davies (Gbr) Duc
04 Assen	R1: Guintoli (Fra) Apr R2: Rea (Gbr) Hon	R1: Rea (Gbr) Kaw R2: Rea (Gbr) Kaw	R1: Rea (Gbr) Kaw R2: Rea (Gbr) Kaw	R1: Rea (Gbr) Kaw R2: Rea (Gbr) Kaw
05 Imola	R1: Rea (Gbr) Hon R2: Rea (Gbr) Hon	R1: Rea (Gbr) Kaw R2: Rea (Gbr) Kaw	R1: Davies (Gbr) Duc R2: Davies (Gbr) Duc	
06 Donington Park	R1: Sykes (Gbr) Kaw R2: Sykes (Gbr) Kaw	R1: Sykes (Gbr) Kaw R2: Sykes (Gbr) Kaw	R1: Sykes (Gbr) Kaw R2: Sykes (Gbr) Kaw	
07 Misano World Circuit	R1: Sykes (Gbr) Kaw R2: Sykes (Gbr) Kaw	R1: Sykes (Gbr) Kaw R2: Rea (Gbr) Kaw	R1: Rea (Gbr) Kaw R2: Rea (Gbr) Kaw	
08 Laguna	R1: Melandri (Ita) Apr R2: Sykes (Gbr) Kaw	R1: Davies (Gbr) Duc R2: Davies (Gbr) Duc	R1: Rea (Gbr) Kaw R2: Sykes (Gbr) Kaw	
09 Lausitzring			R1: Davies (Gbr) Duc R2: Rea (Gbr) Kaw	
10 Portimao	R1: Sykes (Gbr) Kaw R2: Rea (Gbr) Hon	R1: Rea (Gbr) Kaw R2: Rea (Gbr) Kaw		
11 Magny-Cours	R1: Guintoli (Fra) Apr R2: Melandri (Ita) Apr	R1: Rea (Gbr) Kaw R2: Rea (Gbr) Kaw	R1: Davies (Gbr) Duc R2: Davies (Gbr) Duc	
12 Jerez	R1: Melandri (Ita) Apr R2: Melandri (Ita) Apr	R1: Sykes (Gbr) Kaw R2: Davies (Gbr) Duc	R1: Davies (Gbr) Duc R2: Davies (Gbr) Duc	
13 Losail	R1: Guintoli (Fra) Apr R2: Guintoli (Fra) Apr	R1: Torres (Esp) Apr R2: Haslam (Gbr) Apr	R1: Davies (Gbr) Duc R2: Davies (Gbr) Duc	

2017

ALL TIMES

7 J. Rea
1 C. Davies

59 C. Fogarty
52 T. Bayliss
45 J. Rea
43 N. Haga
33 T. Corser
31 C. Edwards
31 T. Sykes
27 D. Polen
24 C. Checa
23 R. Roche
21 M. Biaggi
21 C. Davies
19 M. Melandri
17 P. Chili
16 G. Falappa

16 N. Hodgson
16 J. Toseland
14 J. Kocinski
14 S. Russell
14 B. Spies
13 A. Slight
13 E. Laverty
11 S. Mertens
11 R. Xaus
11 R. Laconi
10 F. Pirovano
10 C. Vermeulen
9 S. Guintoli
8 F. Merkel
8 A. Gobert

7 B. Bostrom
5 D. Tardozzi
5 L. Haslam
4 R. Phillis
4 Y. Kagayama
4 M. Fabrizio
3 M. Doohan
3 A. Yanagawa
3 M. Tamada
3 L. Lanzi
3 R. Kiyonari
3 C. Crutchlow
2 M. Lucchiarri
2 T. Rymer
2 D. Chandler

2 P. Goddard
2 M. Lucchinelli
2 M. Dowson
2 K. Magee
2 H. Izutsu
2 S. Byrne
2 M. Neukirchner
2 L. Baz
1 A. Ryo
1 K. Kitagawa
1 Y. Takeda
1 T. Aoki
1 J. Whitham
1 A. Vieira
1 A. Morillas

1 G. Goodfellow
1 P. Picotte
1 T. Kipp
1 A. Meklau
1 J. Reynolds
1 C. Walker
1 N. Hayden
1 A. Pitt
1 G. McCoy
1 F. Nieto
1 A. Barros
1 J. Torres

23/02/2014

These data/results cannot be reproduced, stored and/or transmitted in whole or in part by any manner of electronic, mechanical, photocopying, recording, broadcasting or otherwise now known or herein after developed without the previous express consent by the copyright owner, except for reproduction in daily press and regular printed publications on sale to the public within 60 days of the event related to those data/results and always provided that copyright symbol appears together as follows below.

© DORNA WSBK ORGANIZATION Srl 2017

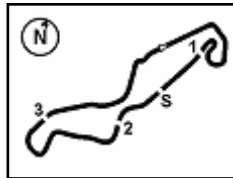
FIGR PERUGIA TIMING



Official Tyre Supplier



Official Timekeeper



Dutch Round, 28-29-30 April 2017

World Superbike - Team Standings

TT Circuit Assen 4.542 m

		February 26 PHILLIP ISLAND	March 12 BURIRAM	April 2 ARAGÓN	April 30 ASSEN	May 14 IMOLA	May 28 DONINGTON PARK	June 18 MISANO	July 9 LAGUNA SECA	August 20 LAUSITZRING	September 17 PORTIMÃO	October 1 MAGNY COURS	October 15 JEREZ	November 4 LOSAIL	
1 Kawasaki Racing Team		326													
REA Jonathan	195	25	25	25	25	20	25	25							
SYKES Tom	131	16	10	16	20	16	13	20	20						
2 Aruba.it Racing - Ducati		208													
DAVIES Chaz	111	20	20	20	10		25		16						
MELANDRI Marco	97		16	13	16	20	16	16							
3 Pata Yamaha Official WorldSBK Team		138													
LOWES Alex	76	13	13	10	13	13	3		11						
VAN DER MARK Michael	62	7	9	11		11	11		13						
4 Althea BMW Racing Team		79													
TORRES Jordi	57	9		9	11	10	9		9						
REITERBERGER Markus	19	4	3	2	6	4									
DE ROSA Raffaele	3								3						
5 Milwaukee Aprilia		71													
LAVERTY Eugene	46	8	6		1	8	7	8	8						
SAVADORI Lorenzo	21		7	3					11						
SIMON Julian	4					3	1								
6 Red Bull Honda World Superbike Team		71													
HAYDEN Nicky	36	5		7	9	6		2	7						
BRADL Stefan	35	1	1	6		7	4	10	6						
7 BARNI Racing Team		60													
FORÉS Xavi	60	10	11	5	8		10	13	3						
8 MV Agusta Reparto Corse		54													
CAMIER Leon	54	11	8	8		5	6	6	10						
9 Team Kawasaki Go Eleven		32													
RAMOS Román	32	3	2	1	7		5	9	5						
10 IODARacing		28													
MERCADO Leandro	28					9	8	7	4						
11 Kawasaki Puccetti Racing		21													
KRUMMENACHER Randy	21	6		4		2	2	5	2						
12 Pedercini Racing SC-Project		18													
DE ANGELIS Alex	18	2	5		5	1		4	1						
13 Grillini Racing Team		6													
JEZEK Ondrej	3				3										
BADOVINI Ayrton	3				2			1							
14 ERMotorsport-EliteRoads.com.au		4													
BROOKES Joshua	4		4												
15 Guandalini Racing		4													
RUSSO Riccardo	4				4										

30/04/2017

These data/results cannot be reproduced, stored and/or transmitted in whole or in part by any manner of electronic, mechanical, photocopying, recording, broadcasting or otherwise now known or herein after developed without the previous express consent by the copyright owner, except for reproduction in daily press and regular printed publications on sale to the public within 60 days of the event related to those data/results and always provided that copyright symbol appears together as follows below.

© DORNA WSBK ORGANIZATION Srl 2017

FICR PERUGIA TIMING



Official Tyre Supplier



Official Timekeeper