



TT Circuit Assen 4.542 m

1 / 2

Dutch Round, 28-29-30 April 2017

World Superbike - Results Free Practice 3rd Session

No.	Rider	Nat	Team	Bike	Time	Gap	Rel.	Laps	Speed	
									Avg	Max
1	1 J. REA	GBR	Kawasaki Racing Team	Kawasaki ZX-10RR	1'34.564			11	172,911	288,4
2	66 T. SYKES	GBR	Kawasaki Racing Team	Kawasaki ZX-10RR	1'35.426	0.862	0.862	14	171,350	287,3
3	7 C. DAVIES	GBR	Aruba.it Racing - Ducati	Ducati Panigale R	1'35.518	0.954	0.092	12	171,184	286,5
4	12 X. FORÉS	ESP	BARNI Racing Team	Ducati Panigale R	1'36.227	1.663	0.709	12	169,923	286,1
5	60 M. VAN DER MARK	NED	Pata Yamaha Official WorldSBK Team	Yamaha YZF R1	1'36.412	1.848	0.185	15	169,597	285,8
6	32 L. SAVADORI	ITA	Milwaukee Aprilia	Aprilia RSV4 RF	1'36.557	1.993	0.145	11	169,342	282,4
7	22 A. LOWES	GBR	Pata Yamaha Official WorldSBK Team	Yamaha YZF R1	1'36.632	2.068	0.075	12	169,211	286,1
8	69 N. HAYDEN	USA	Red Bull Honda World Superbike Team	Honda CBR1000RR	1'36.682	2.118	0.050	11	169,124	286,9
9	2 L. CAMIER	GBR	MV Agusta Reparto Corse	MV Agusta 1000 F4	1'36.781	2.217	0.099	13	168,951	279,1
10	88 R. KRUMMENACHER	SUI	Kawasaki Puccetti Racing	Kawasaki ZX-10RR	1'36.794	2.230	0.013	10	168,928	281,3
11	81 J. TORRES	ESP	Althea BMW Racing Team	BMW S 1000 RR	1'36.847	2.283	0.053	14	168,835	284,6
12	33 M. MELANDRI	ITA	Aruba.it Racing - Ducati	Ducati Panigale R	1'36.882	2.318	0.035	10	168,774	293,1
13	6 S. BRADL	GER	Red Bull Honda World Superbike Team	Honda CBR1000RR	1'36.940	2.376	0.058	13	168,673	286,9
14	50 E. LAVERTY	IRL	Milwaukee Aprilia	Aprilia RSV4 RF	1'36.978	2.414	0.038	10	168,607	286,5
15	36 L. MERCADO	ARG	IODARacing	Aprilia RSV4 RF	1'37.104	2.540	0.126	12	168,389	288,0
16	15 A. DE ANGELIS	RSM	Pedercini Racing SC-Project	Kawasaki ZX-10RR	1'37.176	2.612	0.072	4	168,264	285,0
17	84 R. RUSSO	ITA	Guandalini Racing	Yamaha YZF R1	1'37.429	2.865	0.253	11	167,827	275,5
18	35 R. DE ROSA	ITA	Althea BMW Racing Team	BMW S 1000 RR	1'37.511	2.947	0.082	12	167,686	280,9
19	86 A. BADOVINI	ITA	Grillini Racing Team	Kawasaki ZX-10RR	1'37.600	3.036	0.089	8	167,533	279,8
20	40 R. RAMOS	ESP	Team Kawasaki Go Eleven	Kawasaki ZX-10RR	1'37.941	3.377	0.341	14	166,949	283,5
21	37 O. JEZEK	CZE	Grillini Racing Team	Kawasaki ZX-10RR	1'38.361	3.797	0.420	10	166,237	274,8

AIR	Humidity:	71%	Temp:	7°C
TRACK	Condition:	Dry	Temp:	8°C

Records	Pole (SP2)	2014	L.Baz	1'34.357	173,290	Km/h
	Race (RC1)	2015	J.Rea	1'35.889	170,520	Km/h
	Circuit (SP2)	2014	L.Baz	1'34.357	173,290	Km/h

29/04/2017 Start End The results are provisional until the end of the time limit for protests and appeals
08:45 09:12 and the completion of the technical checks.

These data/results cannot be reproduced, stored and/or transmitted in whole or in part by any manner of electronic, mechanical, photocopying, recording, broadcasting or otherwise now known or herein after developed without the previous express consent by the copyright owner, except for reproduction in daily press and regular printed publications on sale to the public within 60 days of the event related to those data/results and always provided that copyright symbol appears together as follows below.

© DORNA WSBK ORGANIZATION Srl 2017



Dutch Round, 28-29-30 April 2017 World Superbike - Results Free Practice 3rd Session

Session Highlights

Local Time	No. Rider	Description
08.45.00		Start
08.45.14		WorldSBK Pit Intervention Time: 61secs
08.50.54	33 M. MELANDRI	On the Gravel - Re-Joined - Turn 1
09.12.03		End Of Session

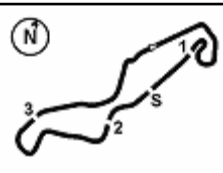
Fastest Laps Sequence

No.	Rider	Nat	Team	Bike	Local Time	Time	Gap	Avg
1	J. REA	GBR	Kawasaki Racing Team	Kawasaki ZX-10RR	08:48'14.760	1'35.662		170,927
1	J. REA	GBR	Kawasaki Racing Team	Kawasaki ZX-10RR	08:49'50.217	1'35.457	-0.205	171,294
1	J. REA	GBR	Kawasaki Racing Team	Kawasaki ZX-10RR	08:51'25.555	1'35.338	-0.119	171,508
1	J. REA	GBR	Kawasaki Racing Team	Kawasaki ZX-10RR	08:54'48.027	1'35.326	-0.012	171,529
1	J. REA	GBR	Kawasaki Racing Team	Kawasaki ZX-10RR	08:56'23.252	1'35.225	-0.101	171,711
1	J. REA	GBR	Kawasaki Racing Team	Kawasaki ZX-10RR	09:08'21.619	1'34.564	-0.661	172,911

29/04/2017 Start End The results are provisional until the end of the time limit for protests and appeals
08:45 09:12 and the completion of the technical checks.

These data/results cannot be reproduced, stored and/or transmitted in whole or in part by any manner of electronic, mechanical, photocopying, recording, broadcasting or otherwise now known or herein after developed without the previous express consent by the copyright owner, except for reproduction in daily press and regular printed publications on sale to the public within 60 days of the event related to those data/results and always provided that copyright symbol appears together as follows below.

© DORNA WSBK ORGANIZATION Srl 2017



Dutch Round, 28-29-30 April 2017

World Superbike - Best Sector & Speed Free Practice 3rd Session

TT Circuit Assen 4.542 m

BEST LAP

1	1 J. REA	Kawasaki ZX-10RR	1'34.564
2	66 T. SYKES	Kawasaki ZX-10RR	1'35.426
3	7 C. DAVIES	Ducati Panigale R	1'35.518
4	12 X. FORÉS	Ducati Panigale R	1'36.227
5	60 M. VAN DER MARK	Yamaha YZF R1	1'36.412
6	32 L. SAVADORI	Aprilia RSV4 RF	1'36.557
7	22 A. LOWES	Yamaha YZF R1	1'36.632
8	69 N. HAYDEN	Honda CBR1000RR	1'36.682
9	2 L. CAMIER	MV Agusta 1000 F4	1'36.781
10	88 R. KRUMMENACHER	Kawasaki ZX-10RR	1'36.794
11	81 J. TORRES	BMW S 1000 RR	1'36.847
12	33 M. MELANDRI	Ducati Panigale R	1'36.882
13	6 S. BRADL	Honda CBR1000RR	1'36.940
14	50 E. LAVERTY	Aprilia RSV4 RF	1'36.978
15	36 L. MERCADO	Aprilia RSV4 RF	1'37.104
16	15 A. DE ANGELIS	Kawasaki ZX-10RR	1'37.176
17	84 R. RUSSO	Yamaha YZF R1	1'37.429
18	35 R. DE ROSA	BMW S 1000 RR	1'37.511
19	86 A. BADOVINI	Kawasaki ZX-10RR	1'37.600
20	40 R. RAMOS	Kawasaki ZX-10RR	1'37.941
21	37 O. JEZEK	Kawasaki ZX-10RR	1'38.361

SPEED

1	33 M. MELANDRI	Ducati Panigale R	293.1
2	1 J. REA	Kawasaki ZX-10RR	288.4
3	36 L. MERCADO	Aprilia RSV4 RF	288.0
4	66 T. SYKES	Kawasaki ZX-10RR	287.3
5	6 S. BRADL	Honda CBR1000RR	286.9
6	69 N. HAYDEN	Honda CBR1000RR	286.9
7	7 C. DAVIES	Ducati Panigale R	286.5
8	50 E. LAVERTY	Aprilia RSV4 RF	286.5
9	12 X. FORÉS	Ducati Panigale R	286.1
10	22 A. LOWES	Yamaha YZF R1	286.1
11	60 M. VAN DER MARK	Yamaha YZF R1	285.8
12	15 A. DE ANGELIS	Kawasaki ZX-10RR	285.0
13	81 J. TORRES	BMW S 1000 RR	284.6
14	40 R. RAMOS	Kawasaki ZX-10RR	283.5
15	32 L. SAVADORI	Aprilia RSV4 RF	282.4
16	88 R. KRUMMENACHER	Kawasaki ZX-10RR	281.3
17	35 R. DE ROSA	BMW S 1000 RR	280.9
18	86 A. BADOVINI	Kawasaki ZX-10RR	279.8
19	2 L. CAMIER	MV Agusta 1000 F4	279.1
20	84 R. RUSSO	Yamaha YZF R1	275.5
21	37 O. JEZEK	Kawasaki ZX-10RR	274.8

SEG. 1		SEG. 2		SEG. 3		SEG. 4		SEG. 5			
1	1 J. REA	31.063	1	33 M. MELANDRI	5.087	1	1 J. REA	27.462	1	1 J. REA	21.867
2	7 C. DAVIES	31.280	2	6 S. BRADL	5.093	2	7 C. DAVIES	27.636	2	66 T. SYKES	21.975
3	66 T. SYKES	31.317	3	1 J. REA	5.096	3	66 T. SYKES	27.724	3	60 M. VAN DER MAR	22.067
4	81 J. TORRES	31.634	4	66 T. SYKES	5.112	4	12 X. FORÉS	27.867	4	32 L. SAVADORI	22.096
5	60 M. VAN DER MAR	31.642	5	36 L. MERCADO	5.122	5	32 L. SAVADORI	27.877	5	7 C. DAVIES	22.105
6	22 A. LOWES	31.643	6	12 X. FORÉS	5.122	6	69 N. HAYDEN	27.889	6	12 X. FORÉS	22.182
7	32 L. SAVADORI	31.663	7	22 A. LOWES	5.131	7	2 L. CAMIER	27.894	7	86 A. BADOVINI	22.276
8	50 E. LAVERTY	31.669	8	40 R. RAMOS	5.139	8	60 M. VAN DER MAR	27.901	8	69 N. HAYDEN	22.299
9	12 X. FORÉS	31.726	9	60 M. VAN DER MAR	5.141	9	22 A. LOWES	27.910	9	50 E. LAVERTY	22.309
10	33 M. MELANDRI	31.728	10	69 N. HAYDEN	5.145	10	84 R. RUSSO	27.921	10	81 J. TORRES	22.333
11	69 N. HAYDEN	31.810	11	50 E. LAVERTY	5.151	11	36 L. MERCADO	27.927	11	2 L. CAMIER	22.334
12	88 R. KRUMMENAC	31.909	12	7 C. DAVIES	5.153	12	81 J. TORRES	27.982	12	33 M. MELANDRI	22.345
13	15 A. DE ANGELIS	31.918	13	15 A. DE ANGELIS	5.186	13	33 M. MELANDRI	28.015	13	22 A. LOWES	22.353
14	84 R. RUSSO	31.926	14	81 J. TORRES	5.187	14	88 R. KRUMMENAC	28.046	14	88 R. KRUMMENAC	22.358
15	6 S. BRADL	31.934	15	32 L. SAVADORI	5.192	15	6 S. BRADL	28.054	15	36 L. MERCADO	22.376
16	2 L. CAMIER	31.954	16	35 R. DE ROSA	5.210	16	86 A. BADOVINI	28.056	16	6 S. BRADL	22.381
17	35 R. DE ROSA	31.993	17	88 R. KRUMMENAC	5.219	17	35 R. DE ROSA	28.063	17	15 A. DE ANGELIS	22.424
18	40 R. RAMOS	32.021	18	86 A. BADOVINI	5.226	18	50 E. LAVERTY	28.065	18	40 R. RAMOS	22.434
19	36 L. MERCADO	32.100	19	2 L. CAMIER	5.267	19	40 R. RAMOS	28.084	19	84 R. RUSSO	22.476
20	86 A. BADOVINI	32.115	20	37 O. JEZEK	5.282	20	15 A. DE ANGELIS	28.333	20	35 R. DE ROSA	22.544
21	37 O. JEZEK	32.262	21	84 R. RUSSO	5.304	21	37 O. JEZEK	28.391	21	37 O. JEZEK	22.645

29/04/2017

These data/results cannot be reproduced, stored and/or transmitted in whole or in part by any manner of electronic, mechanical, photocopying, recording, broadcasting or otherwise now known or herein after developed without the previous express consent by the copyright owner, except for reproduction in daily press and regular printed publications on sale to the public within 60 days of the event related to those data/results and always provided that copyright symbol appears together as follows below.

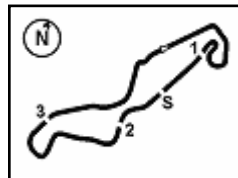
© DORNA WSBK ORGANIZATION Srl 2017

FICR PERUGIA TIMING


Official Tyre Supplier



Official Timekeeper



TT Circuit Assen 4.542 m

Dutch Round, 28-29-30 April 2017

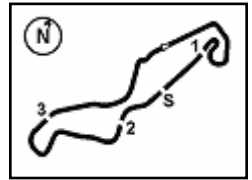
World Superbike - Ideal Times Free Practice 3rd Session

No.	Rider	Nat	Bike	Seg. 1	Seg. 2	Seg. 3	Seg. 4	Seg. 5	Ideal Time			
				Diff. 1	Diff. 2	Diff. 3	Diff. 4	Diff. 5	Best Lap	Pos.	Diff.	
1	1 J. REA	GBR	Kawasaki ZX-10RR	31.063	5.096	9.076	27.462	21.867	1'34.564	1'34.564	1	
2	66 T. SYKES	GBR	Kawasaki ZX-10RR	31.317	5.112 0.004	9.194 0.042	27.636	21.975 0.146	1'35.234	1'35.426	2	0.192
3	7 C. DAVIES	GBR	Ducati Panigale R	31.280	5.153 0.017	9.143 0.064	27.724 0.027	22.105 0.005	1'35.405	1'35.518	3	0.113
4	60 M. VAN DER MARK	NED	Yamaha YZF R1	31.642 0.111	5.141 0.061	9.283 0.042	27.982	22.067 0.083	1'36.115	1'36.412	5	0.297
5	12 X. FORÉS	ESP	Ducati Panigale R	31.726	5.122 0.073	9.221 0.002	27.901	22.182	1'36.152	1'36.227	4	0.075
6	32 L. SAVADORI	ITA	Aprilia RSV4 RF	31.663	5.192 0.019	9.260	28.046 0.185	22.096 0.096	1'36.257	1'36.557	6	0.300
7	33 M. MELANDRI	ITA	Ducati Panigale R	31.728 0.024	5.087 0.014	9.380 0.035	27.877 0.257	22.345 0.135	1'36.417	1'36.882	12	0.465
8	69 N. HAYDEN	USA	Honda CBR1000RR	31.810	5.145 0.036	9.261 0.130	27.927	22.299 0.074	1'36.442	1'36.682	8	0.240
9	22 A. LOWES	GBR	Yamaha YZF R1	31.643	5.131 0.035	9.315	28.065	22.353 0.090	1'36.507	1'36.632	7	0.125
10	81 J. TORRES	ESP	BMW S 1000 RR	31.634	5.187 0.003	9.378 0.068	28.063 0.055	22.333 0.126	1'36.595	1'36.847	11	0.252
11	50 E. LAVERTY	IRL	Aprilia RSV4 RF	31.669 0.164	5.151	9.501 0.050	28.056 0.078	22.309	1'36.686	1'36.978	14	0.292
12	6 S. BRADL	GER	Honda CBR1000RR	31.934 0.080	5.093 0.011	9.444 0.033	27.894	22.381 0.070	1'36.746	1'36.940	13	0.194
13	2 L. CAMIER	GBR	MV Agusta 1000 F4	31.954	5.267 0.010	9.279 0.016	27.921	22.334	1'36.755	1'36.781	9	0.026
14	88 R. KRUMMENACHER	SUI	Kawasaki ZX-10RR	31.909 0.021	5.219	9.398	27.889	22.358	1'36.773	1'36.794	10	0.021
15	15 A. DE ANGELIS	RSM	Kawasaki ZX-10RR	31.918	5.186	9.554	27.867	22.424 0.227	1'36.949	1'37.176	16	0.227
16	84 R. RUSSO	ITA	Yamaha YZF R1	31.926 0.019	5.304 0.021	9.345 0.083	27.910 0.345	22.476	1'36.961	1'37.429	17	0.468
17	36 L. MERCADO	ARG	Aprilia RSV4 RF	32.100	5.122 0.036	9.377 0.039	28.054	22.376	1'37.029	1'37.104	15	0.075
18	86 A. BADOVINI	ITA	Kawasaki ZX-10RR	32.115	5.226 0.132	9.465	28.015 0.101	22.276 0.270	1'37.097	1'37.600	19	0.503
19	35 R. DE ROSA	ITA	BMW S 1000 RR	31.993 0.190	5.210	9.490	28.084	22.544	1'37.321	1'37.511	18	0.190
20	40 R. RAMOS	ESP	Kawasaki ZX-10RR	32.021 0.048	5.139 0.101	9.517 0.114	28.333 0.063	22.434 0.171	1'37.444	1'37.941	20	0.497
21	37 O. JEZEK	CZE	Kawasaki ZX-10RR	32.262	5.282	9.579 0.039	28.391	22.645 0.163	1'38.159	1'38.361	21	0.202
Overall Ideal Time				31.063	5.087	9.076	27.462	21.867	1'34.555			

29/04/2017

These data/results cannot be reproduced, stored and/or transmitted in whole or in part by any manner of electronic, mechanical, photocopying, recording, broadcasting or otherwise now known or herein after developed without the previous express consent by the copyright owner, except for reproduction in daily press and regular printed publications on sale to the public within 60 days of the event related to those data/results and always provided that copyright symbol appears together as follows below.

© DORNA WSBK ORGANIZATION Srl 2017



Dutch Round, 28-29-30 April 2017

World Superbike - Chronological Analysis Free Practice 3rd Session

3	32.900	5.362	9.797	28.772	23.233	1'40.064	271.7	8:52'34.869
4	32.726	5.392	9.631	28.856	23.192	1'39.797	270.7	8:54'14.666
5	34.201	6.540	10.643	30.734	33.484	1'55.602 P	210.7	8:56'10.268
6	5'59.235	5.814	10.657	30.664	29.304	7'15.674 P	244.0	9:03'25.942
7	32.431	5.323	9.643	28.425	22.645	1'38.467	273.1	9:05'04.409
8	32.262	5.282	9.618	28.391	22.808	1'38.361	274.8	9:06'42.770
9	32.490	5.379	9.601	30.654	25.426	1'43.550	272.4	9:08'26.320
10	32.585	5.334	9.579	28.597	22.926	1'39.021	272.4	9:10'05.341

29/04/2017

P = Pits In/Out - C = Lap-Time Cancelled

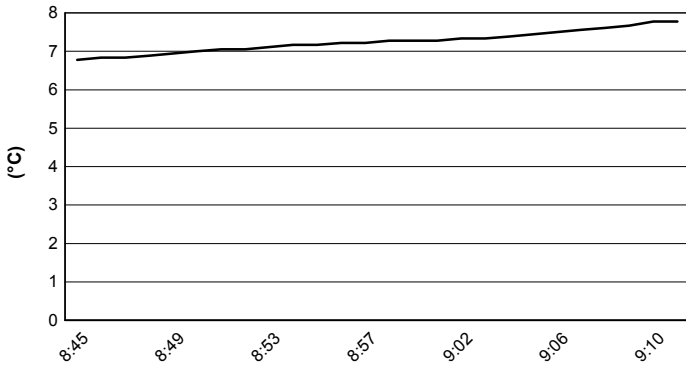
These data/results cannot be reproduced, stored and/or transmitted in whole or in part by any manner of electronic, mechanical, photocopying, recording, broadcasting or otherwise now known or herein after developed without the previous express consent by the copyright owner, except for reproduction in daily press and regular printed publications on sale to the public within 60 days of the event related to those data/results and always provided that copyright symbol appears together as follows below.

© DORNA WSBK ORGANIZATION Srl 2017

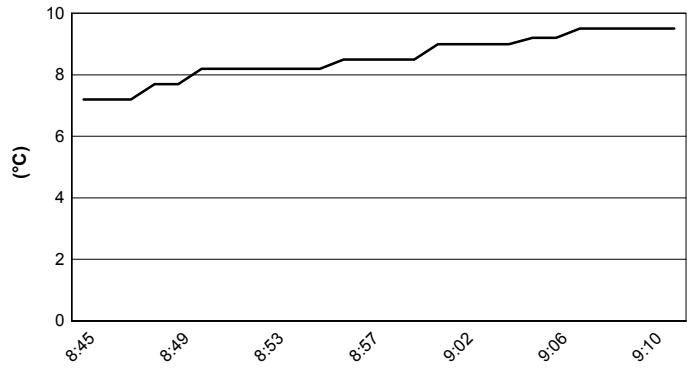
Dutch Round, 28-29-30 April 2017
World Superbike - Weather Report Free Practice 3rd Session

Session started 8:45 Session ended 9:12

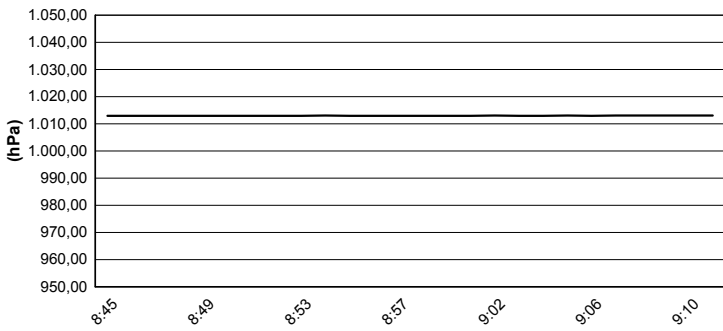
Air Temperature



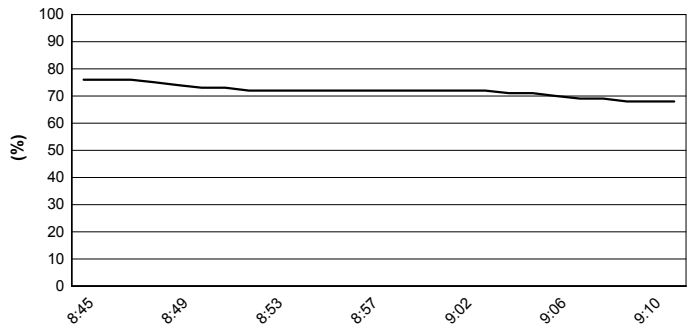
Track Temperature



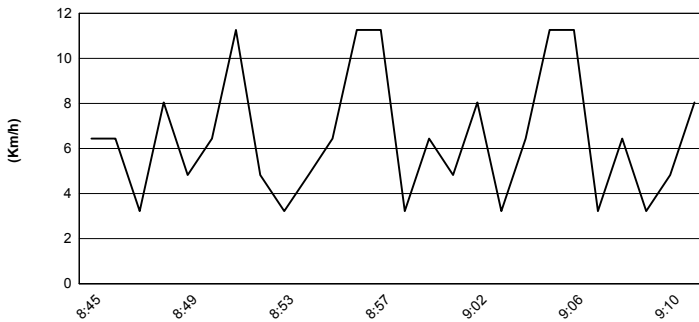
Air Pressure



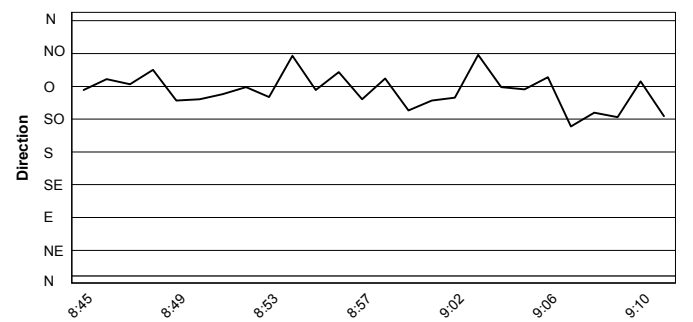
Humidity



Wind Speed



Wind Direction



29/04/2017

These data/results cannot be reproduced, stored and/or transmitted in whole or in part by any manner of electronic, mechanical, photocopying, recording, broadcasting or otherwise now known or herein after developed without the previous express consent by the copyright owner, except for reproduction in daily press and regular printed publications on sale to the public within 60 days of the event related to those data/results and always provided that copyright symbol appears together as follows below.

© DORNA WSBK ORGANIZATION Srl 2017