

TT Circuit Assen 4.542 m

1 / 2

Dutch Round, 28-29-30 April 2017

World Superbike - Results Warm Up

No.	Rider	Nat	Team	Bike	Time	Gap	Rel.	Laps	Speed	
									Avg	Max
1	1 J. REA	GBR	Kawasaki Racing Team	Kawasaki ZX-10RR	1'35.348			9	171,490	288,4
2	7 C. DAVIES	GBR	Aruba.it Racing - Ducati	Ducati Panigale R	1'35.578	0.230	0.230	8	171,077	289,2
3	66 T. SYKES	GBR	Kawasaki Racing Team	Kawasaki ZX-10RR	1'35.753	0.405	0.175	8	170,764	288,0
4	22 A. LOWES	GBR	Pata Yamaha Official WorldSBK Team	Yamaha YZF R1	1'36.255	0.907	0.502	8	169,874	290,4
5	60 M. VAN DER MARK	NED	Pata Yamaha Official WorldSBK Team	Yamaha YZF R1	1'36.284	0.936	0.029	9	169,823	285,4
6	69 N. HAYDEN	USA	Red Bull Honda World Superbike Team	Honda CBR1000RR	1'36.291	0.943	0.007	8	169,810	284,2
7	12 X. FORÉS	ESP	BARNI Racing Team	Ducati Panigale R	1'36.342	0.994	0.051	6	169,720	284,2
8	2 L. CAMIER	GBR	MV Agusta Reparto Corse	MV Agusta 1000 F4	1'36.660	1.312	0.318	9	169,162	278,4
9	50 E. LAVERTY	IRL	Milwaukee Aprilia	Aprilia RSV4 RF	1'36.880	1.532	0.220	9	168,778	288,8
10	40 R. RAMOS	ESP	Team Kawasaki Go Eleven	Kawasaki ZX-10RR	1'36.973	1.625	0.093	9	168,616	283,1
11	88 R. KRUMMENACHER	SUI	Kawasaki Puccetti Racing	Kawasaki ZX-10RR	1'37.060	1.712	0.087	8	168,465	278,7
12	6 S. BRADL	GER	Red Bull Honda World Superbike Team	Honda CBR1000RR	1'37.178	1.830	0.118	8	168,260	288,4
13	81 J. TORRES	ESP	Althea BMW Racing Team	BMW S 1000 RR	1'37.196	1.848	0.018	9	168,229	286,9
14	15 A. DE ANGELIS	RSM	Pedercini Racing SC-Project	Kawasaki ZX-10RR	1'37.215	1.867	0.019	6	168,196	285,0
15	36 L. MERCADO	ARG	IODARacing	Aprilia RSV4 RF	1'37.238	1.890	0.023	8	168,156	284,6
16	32 L. SAVADORI	ITA	Milwaukee Aprilia	Aprilia RSV4 RF	1'37.436	2.088	0.198	8	167,815	282,4
17	33 M. MELANDRI	ITA	Aruba.it Racing - Ducati	Ducati Panigale R	1'37.440	2.092	0.004	5	167,808	286,5
18	84 R. RUSSO	ITA	Guandalini Racing	Yamaha YZF R1	1'37.661	2.313	0.221	5	167,428	270,3
19	35 R. DE ROSA	ITA	Althea BMW Racing Team	BMW S 1000 RR	1'38.466	3.118	0.805	8	166,059	284,2
20	86 A. BADOVINI	ITA	Grillini Racing Team	Kawasaki ZX-10RR	1'38.479	3.131	0.013	7	166,037	279,1
21	37 O. JEZEK	CZE	Grillini Racing Team	Kawasaki ZX-10RR	1'38.484	3.136	0.005	8	166,029	277,6

AIR	Humidity:	52%	Temp:	10°C
TRACK	Condition:	Dry	Temp:	14°C

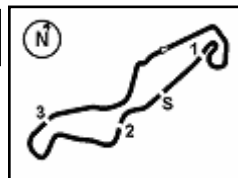
Records	Pole (SP2)	2017 J.Rea	1'33.505	174,870	Km/h
	Race (RC1)	2017 J.Rea	1'34.880	172,340	Km/h
	Circuit (SP2)	2017 J.Rea	1'33.505	174,870	Km/h

30/04/2017 Start End
09:30 09:47

The results are provisional until the end of the time limit for protests and appeals and the completion of the technical checks.

These data/results cannot be reproduced, stored and/or transmitted in whole or in part by any manner of electronic, mechanical, photocopying, recording, broadcasting or otherwise now known or herein after developed without the previous express consent by the copyright owner, except for reproduction in daily press and regular printed publications on sale to the public within 60 days of the event related to those data/results and always provided that copyright symbol appears together as follows below.

© DORNA WSBK ORGANIZATION Srl 2017



Dutch Round, 28-29-30 April 2017

World Superbike - Results Warm Up

Session Highlights

Local Time	No. Rider	Description
09.30.00		Start
09.30.06		WorldSBK Pit Intervention Time: 61secs
09.38.12	22 A. LOWES	Lap Cancelled - Exit Track Limits - Turn 8
09.38.17	15 A. DE ANGELIS	Lap Cancelled - Exit Track Limits - Turn 8
09.47.06	40 R. RAMOS	Lap Cancelled (1'36.842) - Exceeding Track Limits - Turn 17
09.47.32		End Of Session

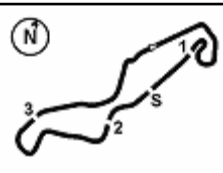
Fastest Laps Sequence

No.	Rider	Nat	Team	Bike	Local Time	Time	Gap	Avg
66	T. SYKES	GBR	Kawasaki Racing Team	Kawasaki ZX-10RR	09:33'17.759	1'37.595		167,541
1	J. REA	GBR	Kawasaki Racing Team	Kawasaki ZX-10RR	09:33'19.012	1'36.656	-0.939	169,169
66	T. SYKES	GBR	Kawasaki Racing Team	Kawasaki ZX-10RR	09:34'53.925	1'36.166	-0.490	170,031
1	J. REA	GBR	Kawasaki Racing Team	Kawasaki ZX-10RR	09:34'54.633	1'35.621	-0.545	171,000
7	C. DAVIES	GBR	Aruba.it Racing - Ducati	Ducati Panigale R	09:37'08.854	1'35.578	-0.043	171,077
1	J. REA	GBR	Kawasaki Racing Team	Kawasaki ZX-10RR	09:39'46.843	1'35.348	-0.230	171,490

Start End The results are provisional until the end of the time limit for protests and appeals
30/04/2017 09:30 09:47 and the completion of the technical checks.

These data/results cannot be reproduced, stored and/or transmitted in whole or in part by any manner of electronic, mechanical, photocopying, recording, broadcasting or otherwise now known or herein after developed without the previous express consent by the copyright owner, except for reproduction in daily press and regular printed publications on sale to the public within 60 days of the event related to those data/results and always provided that copyright symbol appears together as follows below.

© DORNA WSBK ORGANIZATION Srl 2017



TT Circuit Assen 4.542 m

Dutch Round, 28-29-30 April 2017 World Superbike - Best Sector & Speed Warm Up

BEST LAP

1	1 J. REA	Kawasaki ZX-10RR	1'35.348
2	7 C. DAVIES	Ducati Panigale R	1'35.578
3	66 T. SYKES	Kawasaki ZX-10RR	1'35.753
4	22 A. LOWES	Yamaha YZF R1	1'36.255
5	60 M. VAN DER MARK	Yamaha YZF R1	1'36.284
6	69 N. HAYDEN	Honda CBR1000RR	1'36.291
7	12 X. FORÉS	Ducati Panigale R	1'36.342
8	2 L. CAMIER	MV Agusta 1000 F4	1'36.660
9	50 E. LAVERTY	Aprilia RSV4 RF	1'36.880
10	40 R. RAMOS	Kawasaki ZX-10RR	1'36.973
11	88 R. KRUMMENACHER	Kawasaki ZX-10RR	1'37.060
12	6 S. BRADL	Honda CBR1000RR	1'37.178
13	81 J. TORRES	BMW S 1000 RR	1'37.196
14	15 A. DE ANGELIS	Kawasaki ZX-10RR	1'37.215
15	36 L. MERCADO	Aprilia RSV4 RF	1'37.238
16	32 L. SAVADORI	Aprilia RSV4 RF	1'37.436
17	33 M. MELANDRI	Ducati Panigale R	1'37.440
18	84 R. RUSSO	Yamaha YZF R1	1'37.661
19	35 R. DE ROSA	BMW S 1000 RR	1'38.466
20	86 A. BADOVINI	Kawasaki ZX-10RR	1'38.479
21	37 O. JEZEK	Kawasaki ZX-10RR	1'38.484

SPEED

1	22 A. LOWES	Yamaha YZF R1	290.4
2	7 C. DAVIES	Ducati Panigale R	289.2
3	50 E. LAVERTY	Aprilia RSV4 RF	288.8
4	1 J. REA	Kawasaki ZX-10RR	288.4
5	6 S. BRADL	Honda CBR1000RR	288.4
6	66 T. SYKES	Kawasaki ZX-10RR	288.0
7	81 J. TORRES	BMW S 1000 RR	286.9
8	33 M. MELANDRI	Ducati Panigale R	286.5
9	60 M. VAN DER MARK	Yamaha YZF R1	285.4
10	15 A. DE ANGELIS	Kawasaki ZX-10RR	285.0
11	36 L. MERCADO	Aprilia RSV4 RF	284.6
12	35 R. DE ROSA	BMW S 1000 RR	284.2
13	69 N. HAYDEN	Honda CBR1000RR	284.2
14	12 X. FORÉS	Ducati Panigale R	284.2
15	40 R. RAMOS	Kawasaki ZX-10RR	283.1
16	32 L. SAVADORI	Aprilia RSV4 RF	282.4
17	86 A. BADOVINI	Kawasaki ZX-10RR	279.1
18	88 R. KRUMMENACHER	Kawasaki ZX-10RR	278.7
19	2 L. CAMIER	MV Agusta 1000 F4	278.4
20	37 O. JEZEK	Kawasaki ZX-10RR	277.6
21	84 R. RUSSO	Yamaha YZF R1	270.3

SEG. 1		SEG. 2		SEG. 3		SEG. 4		SEG. 5			
1	7 C. DAVIES	31.196	1	22 A. LOWES	5.116	1	7 C. DAVIES	27.618	1	1 J. REA	22.016
2	1 J. REA	31.282	2	50 E. LAVERTY	5.116	2	66 T. SYKES	27.658	2	66 T. SYKES	22.099
3	66 T. SYKES	31.404	3	66 T. SYKES	5.120	3	2 L. CAMIER	27.760	3	60 M. VAN DER MAR	22.158
4	22 A. LOWES	31.449	4	7 C. DAVIES	5.131	4	1 J. REA	27.762	4	7 C. DAVIES	22.161
5	69 N. HAYDEN	31.486	5	1 J. REA	5.135	5	12 X. FORÉS	27.767	5	2 L. CAMIER	22.299
6	50 E. LAVERTY	31.588	6	6 S. BRADL	5.140	6	69 N. HAYDEN	27.788	6	81 J. TORRES	22.330
7	12 X. FORÉS	31.648	7	60 M. VAN DER MAR	5.156	7	2 L. CAMIER	27.792	7	40 R. RAMOS	22.354
8	60 M. VAN DER MAR	31.688	8	33 M. MELANDRI	5.160	8	60 M. VAN DER MAR	27.826	8	12 X. FORÉS	22.360
9	40 R. RAMOS	31.732	9	36 L. MERCADO	5.163	9	81 J. TORRES	27.894	9	69 N. HAYDEN	22.458
10	15 A. DE ANGELIS	31.762	10	81 J. TORRES	5.172	10	32 L. SAVADORI	28.004	10	22 A. LOWES	22.469
11	2 L. CAMIER	31.763	11	69 N. HAYDEN	5.185	11	50 E. LAVERTY	28.021	11	88 R. KRUMMENAC	22.502
12	81 J. TORRES	31.795	12	12 X. FORÉS	5.186	12	6 S. BRADL	28.027	12	6 S. BRADL	22.518
13	88 R. KRUMMENAC	31.797	13	15 A. DE ANGELIS	5.191	13	88 R. KRUMMENAC	28.068	13	50 E. LAVERTY	22.561
14	32 L. SAVADORI	31.852	14	40 R. RAMOS	5.197	14	33 M. MELANDRI	28.070	14	33 M. MELANDRI	22.568
15	6 S. BRADL	31.859	15	35 R. DE ROSA	5.203	15	36 L. MERCADO	28.072	15	32 L. SAVADORI	22.605
16	36 L. MERCADO	31.875	16	32 L. SAVADORI	5.208	16	40 R. RAMOS	28.076	16	36 L. MERCADO	22.607
17	84 R. RUSSO	31.930	17	86 A. BADOVINI	5.235	17	15 A. DE ANGELIS	28.129	17	15 A. DE ANGELIS	22.675
18	35 R. DE ROSA	31.990	18	88 R. KRUMMENAC	5.251	18	35 R. DE ROSA	28.167	18	84 R. RUSSO	22.732
19	33 M. MELANDRI	32.170	19	37 O. JEZEK	5.255	19	84 R. RUSSO	28.174	19	86 A. BADOVINI	22.817
20	37 O. JEZEK	32.240	20	2 L. CAMIER	5.288	20	37 O. JEZEK	28.230	20	37 O. JEZEK	22.817
21	86 A. BADOVINI	32.307	21	84 R. RUSSO	5.369	21	86 A. BADOVINI	28.487	21	35 R. DE ROSA	22.898

30/04/2017

These data/results cannot be reproduced, stored and/or transmitted in whole or in part by any manner of electronic, mechanical, photocopying, recording, broadcasting or otherwise now known or herein after developed without the previous express consent by the copyright owner, except for reproduction in daily press and regular printed publications on sale to the public within 60 days of the event related to those data/results and always provided that copyright symbol appears together as follows below.

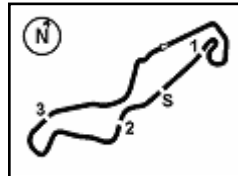
© DORNA WSBK ORGANIZATION Srl 2017

FICR PERUGIA TIMING


Official Tyre Supplier



Official Timekeeper



TT Circuit Assen 4.542 m

Dutch Round, 28-29-30 April 2017 World Superbike - Ideal Times Warm Up

No.	Rider	Nat	Bike	Seg. 1	Seg. 2	Seg. 3	Seg. 4	Seg. 5	Ideal Time		
				Diff. 1	Diff. 2	Diff. 3	Diff. 4	Diff. 5	Best Lap	Pos.	Diff.
1	1 J. REA	GBR	Kawasaki ZX-10RR	31.282 0.004	5.135 0.031	9.257 0.005	27.618	22.016	1'35.308 1'35.348	1	0.040
2	7 C. DAVIES	GBR	Ducati Panigale R	31.196 0.035	5.131 0.015	9.178 0.034	27.658	22.161 0.170	1'35.324 1'35.578	2	0.254
3	66 T. SYKES	GBR	Kawasaki ZX-10RR	31.404	5.120 0.027	9.191 0.065	27.760 0.087	22.099	1'35.574 1'35.753	3	0.179
4	22 A. LOWES	GBR	Yamaha YZF R1	31.449	5.116 0.050	9.281	27.762 0.128	22.469	1'36.077 1'36.255	4	0.178
5	60 M. VAN DER MARK	NED	Yamaha YZF R1	31.688	5.156 0.029	9.303 0.008	27.826 0.025	22.158 0.091	1'36.131 1'36.284	5	0.153
6	69 N. HAYDEN	USA	Honda CBR1000RR	31.486	5.185 0.022	9.277 0.044	27.788 0.004	22.458 0.027	1'36.194 1'36.291	6	0.097
7	12 X. FORÉS	ESP	Ducati Panigale R	31.648	5.186 0.014	9.266	27.767 0.101	22.360	1'36.227 1'36.342	7	0.115
8	2 L. CAMIER	GBR	MV Agusta 1000 F4	31.763 0.090	5.288 0.014	9.243 0.058	27.792	22.299 0.113	1'36.385 1'36.660	8	0.275
9	50 E. LAVERTY	IRL	Aprilia RSV4 RF	31.588 0.091	5.116 0.027	9.375 0.059	28.004	22.561 0.059	1'36.644 1'36.880	9	0.236
10	81 J. TORRES	ESP	BMW S 1000 RR	31.795 0.096	5.172 0.122	9.338 0.085	28.027	22.330 0.231	1'36.662 1'37.196	13	0.534
11	40 R. RAMOS	ESP	Kawasaki ZX-10RR	31.732 0.101	5.197 0.025	9.417	28.068 0.079	22.354	1'36.768 1'36.973	10	0.205
12	6 S. BRADL	GER	Honda CBR1000RR	31.859	5.140 0.068	9.385 0.111	28.072 0.025	22.518	1'36.974 1'37.178	12	0.204
13	15 A. DE ANGELIS	RSM	Kawasaki ZX-10RR	31.762 0.088	5.191 0.007	9.469 0.009	27.894 0.120	22.675	1'36.991 1'37.215	14	0.224
14	88 R. KRUMMENACHER	SUI	Kawasaki ZX-10RR	31.797 0.001	5.251	9.397 0.036	28.076	22.502	1'37.023 1'37.060	11	0.037
15	36 L. MERCADO	ARG	Aprilia RSV4 RF	31.875	5.163 0.017	9.414 0.141	28.021	22.607	1'37.080 1'37.238	15	0.158
16	32 L. SAVADORI	ITA	Aprilia RSV4 RF	31.852 0.103	5.208 0.002	9.354 0.047	28.167 0.001	22.605 0.097	1'37.186 1'37.436	16	0.250
17	33 M. MELANDRI	ITA	Ducati Panigale R	32.170	5.160	9.413	28.129	22.568	1'37.440 1'37.440	17	
18	84 R. RUSSO	ITA	Yamaha YZF R1	31.930	5.369	9.540	28.070 0.020	22.732	1'37.641 1'37.661	18	0.020
19	35 R. DE ROSA	ITA	BMW S 1000 RR	31.990	5.203 0.041	9.520 0.054	28.174 0.224	22.898 0.362	1'37.785 1'38.466	19	0.681
20	37 O. JEZEK	CZE	Kawasaki ZX-10RR	32.240 0.333	5.255 0.022	9.563 0.024	28.230	22.817	1'38.105 1'38.484	21	0.379
21	86 A. BADOVINI	ITA	Kawasaki ZX-10RR	32.307 0.029	5.235	9.604	28.487	22.817	1'38.450 1'38.479	20	0.029
Overall Ideal Time				31.196	5.116	9.178	27.618	22.016	1'35.124		

30/04/2017

These data/results cannot be reproduced, stored and/or transmitted in whole or in part by any manner of electronic, mechanical, photocopying, recording, broadcasting or otherwise now known or herein after developed without the previous express consent by the copyright owner, except for reproduction in daily press and regular printed publications on sale to the public within 60 days of the event related to those data/results and always provided that copyright symbol appears together as follows below.

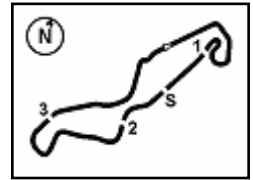
© DORNA WSBK ORGANIZATION Srl 2017

FICR PERUGIA TIMING


Official Tyre Supplier



Official Timekeeper



Dutch Round, 28-29-30 April 2017

World Superbike - Chronological Analysis Warm Up

TT Circuit Assen 4.542 m

2 / 2

5	31.795	5.265	9.466	28.159	22.585	1'37.270	280.9	9:40'04.010
6	31.931	5.282	9.390	28.056	22.654	1'37.313	280.5	9:41'41.323
7	32.090	5.251	9.439	28.040	22.620	1'37.440	281.3	9:43'18.763
8	32.059	5.347	9.338	28.155	22.330	1'37.229	277.6	9:44'55.992
9	34.726	5.482	9.623	28.355	22.756	1'40.942	270.0	9:46'36.934

5	32.879	5.436	9.641	35.728	23.683	1'47.367	271.0	9:43'01.026
6	32.723	5.341	9.679	28.716	23.255	1'39.714	274.8	9:44'40.740
7	32.637	5.361	9.693	34.091	36.800	1'58.582 P	275.2	9:46'39.322

14° 15 A. DE ANGELIS (1'37.215)								
Lap	Seg. 1	Seg. 2	Seg. 3	Seg. 4	Seg. 5	Lap Time	km/h	Local Time
		5.486	10.559	30.154	24.991		266.6	9:31'50.396
1	34.992	5.282	10.127	29.310	24.094	1'43.805	275.2	9:33'34.201
2	32.124	5.212	9.469	27.894	22.854	1'37.553	282.0	9:35'11.754
3	31.909	5.191	10.699	34.333	22.787	1'44.919	285.0	9:36'56.673
4	31.762	5.231	9.574	28.164	22.701	1'37.432 C	283.1	9:38'34.105
5	31.850	5.198	9.478	28.014	22.675	1'37.215	284.6	9:40'11.320
6	47.848	7.372	11.635	33.033	40.429	2'20.317 P	198.3	9:42'31.637

21° 37 O. JEZEK (1'38.484)									
Lap	Seg. 1	Seg. 2	Seg. 3	Seg. 4	Seg. 5	Lap Time	km/h	Local Time	
		5.467	10.747	29.423	24.613		256.8	9:31'51.500	
1	34.326	5.255	10.276	28.964	24.519	1'43.340	269.6	9:33'34.840	
2	32.297	5.288	9.623	28.387	23.007	1'38.602	277.3	9:35'13.442	
3	32.359	5.369	9.645	28.410	22.905	1'38.688	271.0	9:36'52.130	
4	32.240	5.429	9.650	28.445	23.196	1'38.960	270.3	9:38'31.090	
5	32.573	5.277	9.587	28.230	22.817	1'38.484	277.6	9:40'09.574	
6	32.291	5.386	9.843	28.535	23.018	1'39.073	270.3	9:41'48.647	
7	32.877	5.327	9.563	28.650	23.186	1'39.603	274.5	9:43'28.250	
8	32.777	6.399	10.943	33.831	23.952	1'47.902	215.6	9:45'16.152	

15° 36 L. MERCADO (1'37.238)								
Lap	Seg. 1	Seg. 2	Seg. 3	Seg. 4	Seg. 5	Lap Time	km/h	Local Time
		5.582	11.695	32.353	24.991		248.8	9:32'22.233
1	33.510	5.235	9.969	28.868	23.146	1'40.728	280.5	9:34'02.961
2	32.374	5.168	9.495	28.529	23.378	1'38.944	283.9	9:35'41.905
3	32.120	5.174	9.597	28.301	22.938	1'38.130	283.9	9:37'20.035
4	35.465	5.288	9.725	28.122	22.622	1'41.222	279.1	9:39'01.257
5	31.875	5.180	9.555	28.021	22.607	1'37.238	283.5	9:40'38.495
6	31.949	5.163	9.487	28.161	22.657	1'37.417	284.6	9:42'15.912
7	32.092	5.171	9.414	28.223	22.735	1'37.635	284.2	9:43'53.547
8	32.077	5.193	9.485	28.239	22.971	1'37.965	281.3	9:45'31.512

16° 32 L. SAVADORI (1'37.436)								
Lap	Seg. 1	Seg. 2	Seg. 3	Seg. 4	Seg. 5	Lap Time	km/h	Local Time
		5.326	9.895	29.991	23.196		274.5	9:32'30.475
1	32.122	5.245	9.577	28.174	22.955	1'38.073	279.1	9:34'08.548
2	31.974	5.233	9.398	28.355	23.200	1'38.160	282.4	9:35'46.708
3	32.031	5.208	9.424	28.167	22.696	1'37.526	282.0	9:37'24.234
4	35.847	5.284	9.572	28.695	22.725	1'42.123	276.9	9:39'06.357
5	31.955	5.210	9.401	28.168	22.702	1'37.436	280.5	9:40'43.793
6	42.397	6.839	11.877	34.891	22.605	1'58.609	223.7	9:42'42.402
7	31.852	5.216	9.354	28.481	22.786	1'37.689	280.9	9:44'20.091
8	32.221	5.230	9.382	28.569	22.731	1'38.133	279.4	9:45'58.224

17° 33 M. MELANDRI (1'37.440)								
Lap	Seg. 1	Seg. 2	Seg. 3	Seg. 4	Seg. 5	Lap Time	km/h	Local Time
		5.269	10.723	30.754	25.055		258.0	9:31'50.094
1	34.850	5.191	10.068	29.561	34.416	1'54.086 P	284.2	9:33'44.180
2	3'53.470	8.417	11.402	29.941	32.856	5'16.086 P	159.4	9:39'00.266
3	1'48.009	5.241	10.299	29.784	23.389	2'56.722 P	281.3	9:41'56.988
4	32.929	5.174	9.755	28.259	22.811	1'38.928	286.1	9:43'35.916
5	32.170	5.160	9.413	28.129	22.568	1'37.440	286.5	9:45'13.356

18° 84 R. RUSSO (1'37.661)								
Lap	Seg. 1	Seg. 2	Seg. 3	Seg. 4	Seg. 5	Lap Time	km/h	Local Time
		5.578	10.864	31.959	25.414		250.8	9:31'51.042
1	35.283	5.589	10.195	31.736	34.230	1'57.033 P	268.3	9:33'48.075
2	6'13.019	5.406	10.221	28.552	23.061	7'20.259 P	270.3	9:41'08.334
3	32.919	5.500	9.762	28.070	22.905	1'39.156	269.6	9:42'47.490
4	31.930	5.369	9.540	28.090	22.732	1'37.661	270.3	9:44'25.151
5	31.975	5.398	9.586	28.384	22.779	1'38.122	270.3	9:46'03.273

19° 35 R. DE ROSA (1'38.466)								
Lap	Seg. 1	Seg. 2	Seg. 3	Seg. 4	Seg. 5	Lap Time	km/h	Local Time
		5.561	10.647	29.531	24.040		249.3	9:31'57.797
1	32.519	5.333	9.728	28.713	23.178	1'39.471	271.3	9:33'37.268
2	32.862	5.332	9.575	28.379	23.151	1'39.299	271.0	9:35'16.567
3	32.306	5.203	9.520	28.174	23.947	1'39.150	284.2	9:36'55.717
4	32.268	5.288	9.588	28.877	22.898	1'38.919	276.2	9:38'34.636
5	31.990	5.244	9.574	28.398	23.260	1'38.466	282.7	9:40'13.102
6	32.663	9.291	17.791	33.776	25.514	1'59.035		9:42'12.137
7	37.069	9.959	10.264	29.491	24.370	1'47.153	246.8	9:43'59.290
8	32.369	5.391	9.642	28.535	23.463	1'39.400	271.0	9:45'38.690

20° 86 A. BADOVINI (1'38.479)								
Lap	Seg. 1	Seg. 2	Seg. 3	Seg. 4	Seg. 5	Lap Time	km/h	Local Time
		5.342	9.962	28.770	23.372		273.4	9:31'44.744
1	32.336	5.235	9.604	28.487	22.817	1'38.479	279.1	9:33'23.223
2	32.307	5.360	10.454	28.547	22.973	1'39.641	266.3	9:35'02.864
3	38.365	7.873	17.054	32.004	34.395	2'09.691 P	136.4	9:37'12.555
4	2'52.950	5.687	10.052	29.104	23.311	4'01.104 P	258.3	9:41'13.659

30/04/2017 P = Pits In/Out - C = Lap-Time Cancelled

These data/results cannot be reproduced, stored and/or transmitted in whole or in part by any manner of electronic, mechanical, photocopying, recording, broadcasting or otherwise now known or herein after developed without the previous express consent by the copyright owner, except for reproduction in daily press and regular printed publications on sale to the public within 60 days of the event related to those data/results and always provided that copyright symbol appears together as follows below.

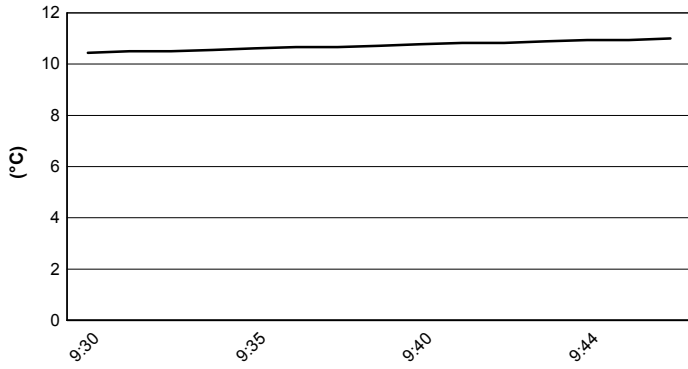
© DORNA WSBK ORGANIZATION Srl 2017



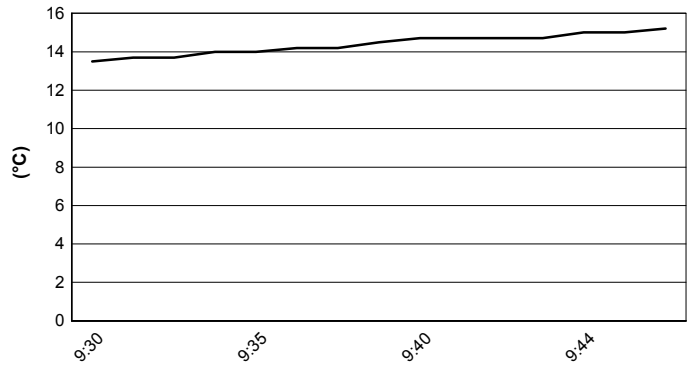
Dutch Round, 28-29-30 April 2017
World Superbike - Weather Report Warm Up

Session started 9:30 Session ended 9:47

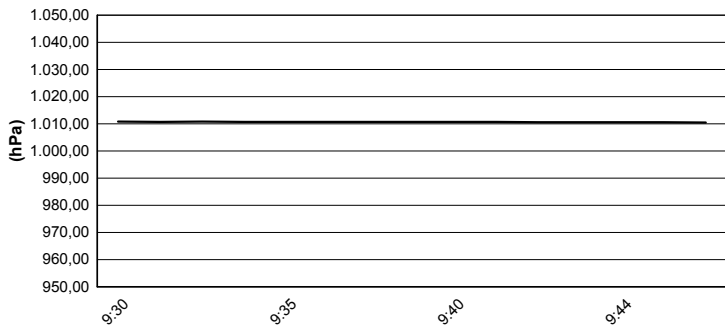
Air Temperature



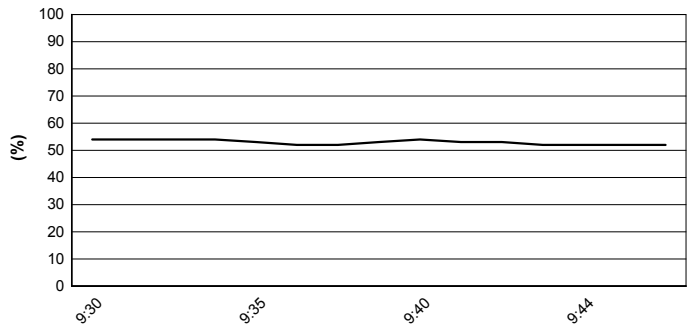
Track Temperature



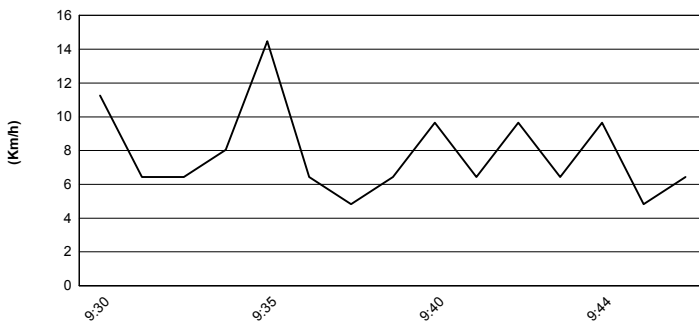
Air Pressure



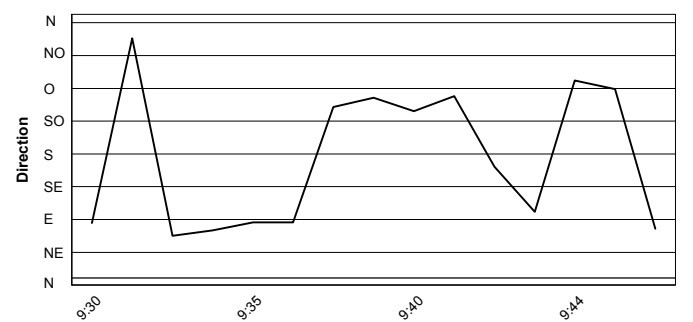
Humidity



Wind Speed



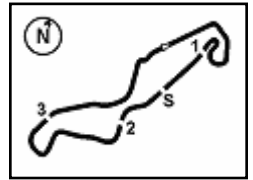
Wind Direction



30/04/2017

These data/results cannot be reproduced, stored and/or transmitted in whole or in part by any manner of electronic, mechanical, photocopying, recording, broadcasting or otherwise now known or herein after developed without the previous express consent by the copyright owner, except for reproduction in daily press and regular printed publications on sale to the public within 60 days of the event related to those data/results and always provided that copyright symbol appears together as follows below.

© DORNA WSBK ORGANIZATION Srl 2017



Dutch Round, 28-29-30 April 2017
World Superbike - Starting Grid - Race 2
21 Laps x 4,542 km = 95,382 km

TT Circuit Assen 4.542 m

Pos	Number	Name	Team
1	12	FORÉS X.	Ducati
2	32	SAVADORI L.	Aprilia
3	6	BRADL S.	Honda
4	40	RAMOS R.	Kawasaki
5	50	LAVERTY E.	Aprilia
6	36	MERCADO L.	Aprilia
7	33	MELANDRI M.	Ducati
8	66	SYKES T.	Kawasaki
9	1	REA J.	Kawasaki
10	7	DAVIES C.	Ducati
11	60	VAN DER MARK M.	Yamaha
12	81	TORRES J.	BMW
13	69	HAYDEN N.	Honda
14	2	CAMIER L.	MV Agusta
15	22	LOWES A.	Yamaha
16	88	KRUMMENACHER R.	Kawasaki
17	15	DE ANGELIS A.	Kawasaki
18	35	DE ROSA R.	BMW
19	84	RUSSO R.	Yamaha
20	37	JEZEK O.	Kawasaki
21	86	BADOVINI A.	Kawasaki

30/04/2017 Jury President

..... Race Director

These data/results cannot be reproduced, stored and/or transmitted in whole or in part by any manner of electronic, mechanical, photocopying, recording, broadcasting or otherwise now known or herein after developed without the previous express consent by the copyright owner, except for reproduction in daily press and regular printed publications on sale to the public within 60 days of the event related to those data/results and always provided that copyright symbol appears together as follows below.

© DORNA WSBK ORGANIZATION Srl 2017

FKR PERUGIA TIMING



Official Tyre Supplier



Official Timekeeper