

Dutch Round, 28-29-30 April 2017

World Supersport - Results Free Practice 3rd Session

No.	Rider	Nat	Team	Bike	Class	Time	Gap	Rel.	Laps	Speed	
										Avg	Max
1	1 K. SOFUOGLU	TUR	Kawasaki Puccetti Racing	Kawasaki ZX-6R		1'38.617			9	165,805	249,6
2	99 P. JACOBSEN	USA	MV Agusta Reparto Corse	MV Agusta F3 675		1'38.914	0.297	0.297	8	165,307	250,2
3	32 S. MORAIS	RSA	Kallio Racing	Yamaha YZF R6		1'39.312	0.695	0.398	8	164,645	256,5
4	111 K. SMITH	GBR	GEMAR Team Lorini	Honda CBR600RR		1'39.663	1.046	0.351	7	164,065	245,4
5	64 F. CARICASULO	ITA	GRT Yamaha Official WorldSSP Team	Yamaha YZF R6		1'39.788	1.171	0.125	7	163,859	248,2
6	16 J. CLUZEL	FRA	CIA Landlord Insurance Honda	Honda CBR600RR		1'39.824	1.207	0.036	7	163,800	251,1
7	47 R. HARTOG	NED	Team Hartog - Jenik - Against Cancer	Kawasaki ZX-6R	ESS	1'39.929	1.312	0.105	8	163,628	252,3
8	144 L. MAHIAS	FRA	GRT Yamaha Official WorldSSP Team	Yamaha YZF R6		1'39.950	1.333	0.021	7	163,594	252,0
9	77 K. RYDE	GBR	Kawasaki Puccetti Racing	Kawasaki ZX-6R		1'39.974	1.357	0.024	7	163,555	252,5
10	65 M. CANDUCCI	ITA	3570 Puccetti Racing FMI	Kawasaki ZX-6R		1'40.005	1.388	0.031	8	163,504	247,6
11	81 L. STAPLEFORD	GBR	Profile Racing	Triumph Daytona 675		1'40.035	1.418	0.030	8	163,455	245,6
12	66 N. TUULI	FIN	Kallio Racing	Yamaha YZF R6		1'40.042	1.425	0.007	7	163,443	257,1
13	44 R. ROLFO	ITA	Team Factory Vamag	MV Agusta F3 675		1'40.347	1.730	0.305	7	162,947	243,4
14	61 A. ZACCONE	ITA	MV Agusta Reparto Corse	MV Agusta F3 675	ESS	1'40.457	1.840	0.110	8	162,768	245,6
15	11 C. GAMARINO	ITA	BARDAHL EVAN BROS. Honda Racing	Honda CBR600RR		1'40.525	1.908	0.068	8	162,658	247,0
16	26 K. WATANABE	JPN	Team Kawasaki Go Eleven	Kawasaki ZX-6R		1'40.551	1.934	0.026	4	162,616	245,6
17	4 G. REA	GBR	Team Kawasaki Go Eleven	Kawasaki ZX-6R		1'40.627	2.010	0.076	8	162,493	246,5
18	10 N. CALERO	ESP	Orelac Racing VerdNatura	Kawasaki ZX-6R		1'40.824	2.207	0.197	8	162,176	250,2
19	38 H. SOOMER	EST	WILSport Racedays	Honda CBR600RR	ESS	1'40.911	2.294	0.087	7	162,036	246,5
20	63 Z. KHAIRUDDIN	MAS	Orelac Racing VerdNatura	Kawasaki ZX-6R		1'40.918	2.301	0.007	8	162,025	254,0
21	78 H. OKUBO	JPN	CIA Landlord Insurance Honda	Honda CBR600RR		1'40.967	2.350	0.049	8	161,946	249,6
22	70 R. MULHAUSER	SUI	CIA Landlord Insurance Honda	Honda CBR600RR		1'41.553	2.936	0.586	7	161,011	245,4
23	83 L. EPIS	AUS	Response RE Racing	Kawasaki ZX-6R		1'41.566	2.949	0.013	8	160,991	247,6
24	73 J. CRETARO	ITA	Phoenix Suzuki Racing	Suzuki GSX-R600	ESS	1'41.599	2.982	0.033	8	160,939	239,1
25	92 H. KUNIKAWA	JPN	CIA Landlord Insurance Honda	Honda CBR600RR	ESS	1'42.234	3.617	0.635	8	159,939	246,2
26	56 P. SEBESTYÉN	HUN	SSP Hungary by Pedercini Racing	Kawasaki ZX-6R	ESS	1'42.268	3.651	0.034	6	159,886	249,0
27	62 V. VAN DER VALK	NED	Team SWPN	Yamaha YZF R6		1'42.275	3.658	0.007	8	159,875	243,4
28	7 D. PIZZOLI	ITA	Race Department ATK#25	MV Agusta F3 675		1'44.322	5.705	2.047	8	156,738	245,6
29	9 C. LONDON	NZL	Phoenix Suzuki Racing	Suzuki GSX-R600	ESS	1'45.401	6.784	1.079	8	155,133	237,0
----- Out 107% in this Session -----											
30	35 S. HILL	GBR	Profile Racing	Triumph Daytona 675		1'46.805	8.188	1.404	7	153,094	243,7
31	74 J. VAN SIKKELERUS	NED	MVR Racing	Yamaha YZF R6	ESS				1		241,8
32	41 A. WAGNER	AUS	GEMAR Team Lorini	Honda CBR600RR					0		
33	13 A. WEST	AUS	EAB West Racing	Yamaha YZF R6					0		

Qualifying Lap Time (107% of 1'38.617): 1'45.521

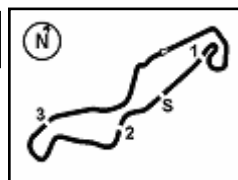
AIR	Humidity:	67%	Temp:	8°C
TRACK	Condition:	Dry	Temp:	11°C

Records	Pole (QP)	2015 J.Cluzel	1'38.015	166,820	Km/h
	Race (RC)	2015 J.Cluzel	1'38.184	166,540	Km/h
	Circuit (QP)	2015 J.Cluzel	1'38.015	166,820	Km/h

Start 29/04/2017 09:20 End 09:37 The results are provisional until the end of the time limit for protests and appeals and the completion of the technical checks.

These data/results cannot be reproduced, stored and/or transmitted in whole or in part by any manner of electronic, mechanical, photocopying, recording, broadcasting or otherwise now known or herein after developed without the previous express consent by the copyright owner, except for reproduction in daily press and regular printed publications on sale to the public within 60 days of the event related to those data/results and always provided that copyright symbol appears together as follows below.

© DORNA WSBK ORGANIZATION Srl 2017



Dutch Round, 28-29-30 April 2017

World Supersport - Results Free Practice 3rd Session

Session Highlights

Local Time	No. Rider	Description
09.20.00		Start
09.21.52		WorldSSP Pit Intervention Time: 76secs
09.27.44	26 K. WATANABE	Crashed - Turn 5
09.28.17	26 K. WATANABE	Re-joined
09.32.27	70 R. MULHAUSER	On the Gravel - Re-Joined - Turn 4
09.33.56	144 L. MAHIAS	Lap Cancelled - Exit Track Limits - Turn 8
09.35.45	144 L. MAHIAS	Lap Cancelled - Exit Track Limits - Turn 8
09.37.35		End Of Session

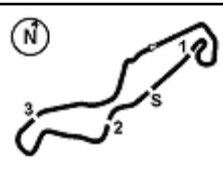
Fastest Laps Sequence

No.	Rider	Nat	Team	Bike	Local Time	Time	Gap	Avg
1	K. SOFUOGLU	TUR	Kawasaki Puccetti Racing	Kawasaki ZX-6R	09:23'24.357	1'39.490		164,350
1	K. SOFUOGLU	TUR	Kawasaki Puccetti Racing	Kawasaki ZX-6R	09:25'02.974	1'38.617	-0.873	165,805

29/04/2017 Start End The results are provisional until the end of the time limit for protests and appeals
09:20 09:37 and the completion of the technical checks.

These data/results cannot be reproduced, stored and/or transmitted in whole or in part by any manner of electronic, mechanical, photocopying, recording, broadcasting or otherwise now known or herein after developed without the previous express consent by the copyright owner, except for reproduction in daily press and regular printed publications on sale to the public within 60 days of the event related to those data/results and always provided that copyright symbol appears together as follows below.

© DORNA WSBK ORGANIZATION Srl 2017



Dutch Round, 28-29-30 April 2017

World Supersport - Best Sector & Speed Free Practice 3rd Session

TT Circuit Assen 4.542 m

BEST LAP

1	1 K. SOFUOGLU	Kawasaki ZX-6R	1'38.617
2	99 P. JACOBSEN	MV Austa F3 675	1'38.914
3	32 S. MORAIS	Yamaha YZF R6	1'39.312
4	111 K. SMITH	Honda CBR600RR	1'39.663
5	64 F. CARICASULO	Yamaha YZF R6	1'39.788
6	16 J. CLUZEL	Honda CBR600RR	1'39.824
7	47 R. HARTOG	Kawasaki ZX-6R	1'39.929
8	144 L. MAHIAS	Yamaha YZF R6	1'39.950
9	77 K. RYDE	Kawasaki ZX-6R	1'39.974
10	65 M. CANDUCCI	Kawasaki ZX-6R	1'40.005
11	81 L. STAPLEFORD	Triumph Daytona 675	1'40.035
12	66 N. TUULI	Yamaha YZF R6	1'40.042
13	44 R. ROLFO	MV Austa F3 675	1'40.347
14	61 A. ZACCONE	MV Austa F3 675	1'40.457
15	11 C. GAMARINO	Honda CBR600RR	1'40.525
16	26 K. WATANABE	Kawasaki ZX-6R	1'40.551
17	4 G. REA	Kawasaki ZX-6R	1'40.627
18	10 N. CALERO	Kawasaki ZX-6R	1'40.824
19	38 H. SOOMER	Honda CBR600RR	1'40.911
20	63 Z. KHAIRUDDIN	Kawasaki ZX-6R	1'40.918
21	78 H. OKUBO	Honda CBR600RR	1'40.967
22	70 R. MULHAUSER	Honda CBR600RR	1'41.553
23	83 L. EPIS	Kawasaki ZX-6R	1'41.566
24	73 J. CRETARO	Suzuki GSX-R600	1'41.599
25	92 H. KUNIKAWA	Honda CBR600RR	1'42.234
26	56 P. SEBESTYÉN	Kawasaki ZX-6R	1'42.268
27	62 V. VAN DER VALK	Yamaha YZF R6	1'42.275
28	7 D. PIZZOLI	MV Austa F3 675	1'44.322
29	9 C. LONDON	Suzuki GSX-R600	1'45.401
30	35 S. HILL	Triumph Daytona 675	1'46.805
31	13 A. WEST	Yamaha YZF R6	
32	74 J. VAN SIKKELERUS	Yamaha YZF R6	
33	41 A. WAGNER	Honda CBR600RR	

SPEED

1	66 N. TUULI	Yamaha YZF R6	257.1
2	32 S. MORAIS	Yamaha YZF R6	256.5
3	63 Z. KHAIRUDDIN	Kawasaki ZX-6R	254.0
4	77 K. RYDE	Kawasaki ZX-6R	252.5
5	47 R. HARTOG	Kawasaki ZX-6R	252.3
6	144 L. MAHIAS	Yamaha YZF R6	252.0
7	16 J. CLUZEL	Honda CBR600RR	251.1
8	10 N. CALERO	Kawasaki ZX-6R	250.2
9	99 P. JACOBSEN	MV Austa F3 675	250.2
10	78 H. OKUBO	Honda CBR600RR	249.6
11	1 K. SOFUOGLU	Kawasaki ZX-6R	249.6
12	56 P. SEBESTYÉN	Kawasaki ZX-6R	249.0
13	64 F. CARICASULO	Yamaha YZF R6	248.2
14	65 M. CANDUCCI	Kawasaki ZX-6R	247.6
15	83 L. EPIS	Kawasaki ZX-6R	247.6
16	11 C. GAMARINO	Honda CBR600RR	247.0
17	4 G. REA	Kawasaki ZX-6R	246.5
18	38 H. SOOMER	Honda CBR600RR	246.5
19	92 H. KUNIKAWA	Honda CBR600RR	246.2
20	7 D. PIZZOLI	MV Austa F3 675	245.6
21	81 L. STAPLEFORD	Triumph Daytona 675	245.6
22	26 K. WATANABE	Kawasaki ZX-6R	245.6
23	61 A. ZACCONE	MV Austa F3 675	245.6
24	111 K. SMITH	Honda CBR600RR	245.4
25	70 R. MULHAUSER	Honda CBR600RR	245.4
26	35 S. HILL	Triumph Daytona 675	245.4
27	62 V. VAN DER VALK	Yamaha YZF R6	243.4
28	44 R. ROLFO	MV Austa F3 675	243.4
29	74 J. VAN SIKKELERUS	Yamaha YZF R6	241.8
30	73 J. CRETARO	Suzuki GSX-R600	239.1
31	9 C. LONDON	Suzuki GSX-R600	237.0

SEG. 1

1	1 K. SOFUOGLU	32.240
2	144 L. MAHIAS	32.462
3	81 L. STAPLEFORD	32.569
4	16 J. CLUZEL	32.579
5	99 P. JACOBSEN	32.592
6	32 S. MORAIS	32.620
7	111 K. SMITH	32.677
8	47 R. HARTOG	32.692
9	77 K. RYDE	32.696
10	38 H. SOOMER	32.702
11	64 F. CARICASULO	32.709
12	63 Z. KHAIRUDDIN	32.768
13	11 C. GAMARINO	32.816
14	65 M. CANDUCCI	32.837
15	61 A. ZACCONE	32.887
16	78 H. OKUBO	32.893
17	4 G. REA	32.918
18	66 N. TUULI	32.927
19	44 R. ROLFO	32.997
20	26 K. WATANABE	33.063
21	73 J. CRETARO	33.083
22	10 N. CALERO	33.104
23	70 R. MULHAUSER	33.226
24	83 L. EPIS	33.259
25	92 H. KUNIKAWA	33.435
26	62 V. VAN DER VAL	33.498
27	56 P. SEBESTYÉN	33.509
28	35 S. HILL	34.074
29	7 D. PIZZOLI	34.194
30	9 C. LONDON	34.232
31	74 J. VAN SIKKELER	47.925

SEG. 2

1	66 N. TUULI	5.700
2	63 Z. KHAIRUDDIN	5.708
3	47 R. HARTOG	5.738
4	32 S. MORAIS	5.738
5	144 L. MAHIAS	5.755
6	77 K. RYDE	5.785
7	16 J. CLUZEL	5.785
8	111 K. SMITH	5.799
9	1 K. SOFUOGLU	5.799
10	78 H. OKUBO	5.820
11	99 P. JACOBSEN	5.821
12	11 C. GAMARINO	5.830
13	81 L. STAPLEFORD	5.834
14	65 M. CANDUCCI	5.834
15	83 L. EPIS	5.837
16	64 F. CARICASULO	5.847
17	10 N. CALERO	5.860
18	38 H. SOOMER	5.863
19	4 G. REA	5.875
20	7 D. PIZZOLI	5.878
21	56 P. SEBESTYÉN	5.880
22	61 A. ZACCONE	5.883
23	26 K. WATANABE	5.886
24	70 R. MULHAUSER	5.901
25	35 S. HILL	5.915
26	74 J. VAN SIKKELER	5.917
27	92 H. KUNIKAWA	5.933
28	44 R. ROLFO	5.949
29	62 V. VAN DER VAL	5.975
30	73 J. CRETARO	6.016
31	9 C. LONDON	6.055

SEG. 3

1	1 K. SOFUOGLU	9.336
2	44 R. ROLFO	9.424
3	65 M. CANDUCCI	9.437
4	99 P. JACOBSEN	9.445
5	111 K. SMITH	9.532
6	61 A. ZACCONE	9.549
7	144 L. MAHIAS	9.569
8	32 S. MORAIS	9.579
9	47 R. HARTOG	9.585
10	64 F. CARICASULO	9.608
11	16 J. CLUZEL	9.628
12	38 H. SOOMER	9.632
13	77 K. RYDE	9.644
14	81 L. STAPLEFORD	9.664
15	66 N. TUULI	9.677
16	4 G. REA	9.694
17	83 L. EPIS	9.697
18	11 C. GAMARINO	9.722
19	63 Z. KHAIRUDDIN	9.725
20	26 K. WATANABE	9.770
21	78 H. OKUBO	9.786
22	73 J. CRETARO	9.787
23	10 N. CALERO	9.815
24	62 V. VAN DER VAL	9.832
25	56 P. SEBESTYÉN	9.837
26	70 R. MULHAUSER	9.872
27	92 H. KUNIKAWA	9.894
28	7 D. PIZZOLI	9.989
29	9 C. LONDON	10.101
30	35 S. HILL	10.133
31	74 J. VAN SIKKELER	10.512

SEG. 4

1	1 K. SOFUOGLU	28.262
2	99 P. JACOBSEN	28.290
3	32 S. MORAIS	28.443
4	144 L. MAHIAS	28.469
5	65 M. CANDUCCI	28.492
6	111 K. SMITH	28.516
7	81 L. STAPLEFORD	28.596
8	47 R. HARTOG	28.601
9	64 F. CARICASULO	28.607
10	26 K. WATANABE	28.632
11	16 J. CLUZEL	28.635
12	4 G. REA	28.685
13	77 K. RYDE	28.720
14	11 C. GAMARINO	28.722
15	38 H. SOOMER	28.736
16	10 N. CALERO	28.770
17	44 R. ROLFO	28.839
18	63 Z. KHAIRUDDIN	28.843
19	66 N. TUULI	28.895
20	61 A. ZACCONE	28.910
21	70 R. MULHAUSER	28.940
22	73 J. CRETARO	29.014
23	83 L. EPIS	29.028
24	56 P. SEBESTYÉN	29.119
25	78 H. OKUBO	29.127
26	92 H. KUNIKAWA	29.149
27	62 V. VAN DER VAL	29.186
28	35 S. HILL	29.826
29	7 D. PIZZOLI	29.907
30	9 C. LONDON	29.952
31	74 J. VAN SIKKELER	30.403

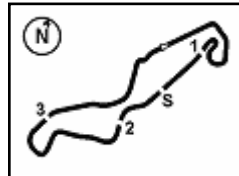
SEG. 5

1	99 P. JACOBSEN	22.683
2	1 K. SOFUOGLU	22.699
3	66 N. TUULI	22.717
4	32 S. MORAIS	22.896
5	64 F. CARICASULO	22.972
6	77 K. RYDE	23.006
7	111 K. SMITH	23.015
8	47 R. HARTOG	23.055
9	16 J. CLUZEL	23.065
10	61 A. ZACCONE	23.115
11	44 R. ROLFO	23.118
12	81 L. STAPLEFORD	23.139
13	144 L. MAHIAS	23.148
14	26 K. WATANABE	23.163
15	65 M. CANDUCCI	23.200
16	78 H. OKUBO	23.231
17	38 H. SOOMER	23.235
18	10 N. CALERO	23.255
19	4 G. REA	23.264
20	11 C. GAMARINO	23.303
21	73 J. CRETARO	23.409
22	83 L. EPIS	23.502
23	70 R. MULHAUSER	23.526
24	92 H. KUNIKAWA	23.533
25	63 Z. KHAIRUDDIN	23.570
26	62 V. VAN DER VAL	23.666
27	56 P. SEBESTYÉN	23.749
28	7 D. PIZZOLI	23.987
29	35 S. HILL	24.359
30	74 J. VAN SIKKELER	24.391
31	9 C. LONDON	24.748

29/04/2017

These data/results cannot be reproduced, stored and/or transmitted in whole or in part by any manner of electronic, mechanical, photocopying, recording, broadcasting or otherwise now known or herein after developed without the previous express consent by the copyright owner, except for reproduction in daily press and regular printed publications on sale to the public within 60 days of the event related to those data/results and always provided that copyright symbol appears together as follows below.

© DORNA WSBK ORGANIZATION Srl 2017



Dutch Round, 28-29-30 April 2017

World Supersport - Ideal Times Free Practice 3rd Session

No.	Rider	Nat	Bike	Seg. 1	Seg. 2	Seg. 3	Seg. 4	Seg. 5	Ideal Time		
				Diff. 1	Diff. 2	Diff. 3	Diff. 4	Diff. 5	Best Lap	Pos.	Diff.
1	1 K. SOFUOGLU	TUR	Kawasaki ZX-6R	32.240 0.122	5.799 0.051	9.336	28.262	22.699 0.108	1'38.336 1'38.617	4	0.281
2	99 P. JACOBSEN	USA	MV Agusta F3 675	32.592	5.821	9.445 0.083	28.290	22.683	1'38.831 1'38.914	5	0.083
3	32 S. MORAIS	RSA	Yamaha YZF R6	32.620 0.017	5.738 0.019	9.579	28.443	22.896	1'39.276 1'39.312	6	0.036
4	144 L. MAHIAS	FRA	Yamaha YZF R6	32.462 0.151	5.755 0.029	9.569 0.010	28.469 0.022	23.148 0.335	1'39.403 1'39.950	11	0.547
5	111 K. SMITH	GBR	Honda CBR600RR	32.677 0.074	5.799	9.532 0.050	28.516	23.015	1'39.539 1'39.663	7	0.124
6	47 R. HARTOG	NED	Kawasaki ZX-6R	32.692 0.126	5.738 0.071	9.585 0.041	28.601	23.055 0.020	1'39.671 1'39.929	10	0.258
7	16 J. CLUZEL	FRA	Honda CBR600RR	32.579	5.785	9.628 0.025	28.635 0.107	23.065	1'39.692 1'39.824	9	0.132
8	64 F. CARICASULO	ITA	Yamaha YZF R6	32.709 0.031	5.847 0.014	9.608	28.607	22.972	1'39.743 1'39.788	8	0.045
9	65 M. CANDUCCI	ITA	Kawasaki ZX-6R	32.837 0.124	5.834	9.437 0.029	28.492	23.200 0.052	1'39.800 1'40.005	13	0.205
10	81 L. STAPLEFORD	GBR	Triumph Daytona 675	32.569	5.834 0.028	9.664	28.596 0.151	23.139 0.054	1'39.802 1'40.035	14	0.233
11	77 K. RYDE	GBR	Kawasaki ZX-6R	32.696 0.053	5.785 0.040	9.644	28.720	23.006 0.030	1'39.851 1'39.974	12	0.123
12	66 N. TUULI	FIN	Yamaha YZF R6	32.927 0.059	5.700 0.067	9.677	28.895	22.717	1'39.916 1'40.042	15	0.126
13	38 H. SOOMER	EST	Honda CBR600RR	32.702	5.863 0.015	9.632	28.736	23.235 0.728	1'40.168 1'40.911	22	0.743
14	44 R. ROLFO	ITA	MV Agusta F3 675	32.997	5.949	9.424	28.839 0.020	23.118	1'40.327 1'40.347	16	0.020
15	61 A. ZACCONE	ITA	MV Agusta F3 675	32.887	5.883 0.019	9.549	28.910	23.115 0.064	1'40.344 1'40.457	17	0.113
16	11 C. GAMARINO	ITA	Honda CBR600RR	32.816	5.830 0.014	9.722 0.043	28.722 0.075	23.303	1'40.393 1'40.525	18	0.132
17	4 G. REA	GBR	Kawasaki ZX-6R	32.918	5.875 0.074	9.694 0.071	28.685 0.046	23.264	1'40.436 1'40.627	20	0.191
18	26 K. WATANABE	JPN	Kawasaki ZX-6R	33.063	5.886 0.037	9.770	28.632	23.163	1'40.514 1'40.551	19	0.037
19	63 Z. KHAIRUDDIN	MAS	Kawasaki ZX-6R	32.768 0.199	5.708	9.725 0.099	28.843	23.570 0.006	1'40.614 1'40.918	23	0.304
20	10 N. CALERO	ESP	Kawasaki ZX-6R	33.104	5.860 0.015	9.815 0.005	28.770	23.255	1'40.804 1'40.824	21	0.020
21	78 H. OKUBO	JPN	Honda CBR600RR	32.893	5.820	9.786	29.127	23.231 0.110	1'40.857 1'40.967	24	0.110
22	73 J. CRETARO	ITA	Suzuki GSX-R600	33.083	6.016 0.044	9.787	29.014 0.246	23.409	1'41.309 1'41.599	27	0.290
23	83 L. EPIS	AUS	Kawasaki ZX-6R	33.259	5.837 0.019	9.697	29.028 0.224	23.502	1'41.323 1'41.566	26	0.243
24	70 R. MULHAUSER	SUI	Honda CBR600RR	33.226 0.056	5.901 0.032	9.872	28.940	23.526	1'41.465 1'41.553	25	0.088
25	92 H. KUNIKAWA	JPN	Honda CBR600RR	33.435	5.933 0.009	9.894 0.050	29.149 0.124	23.533 0.107	1'41.944 1'42.234	28	0.290
26	56 P. SEBESTYÉN	HUN	Kawasaki ZX-6R	33.509 0.049	5.880 0.073	9.837	29.119	23.749 0.052	1'42.094 1'42.268	29	0.174
27	62 V. VAN DER VALK	NED	Yamaha YZF R6	33.498 0.012	5.975 0.012	9.832 0.024	29.186 0.070	23.666	1'42.157 1'42.275	30	0.118
28	7 D. PIZZOLI	ITA	MV Agusta F3 675	34.194 0.056	5.878 0.056	9.989	29.907 0.104	23.987 0.151	1'43.955 1'44.322	31	0.367
29	35 S. HILL	GBR	Triumph Daytona 675	34.074 2.229	5.915 0.122	10.133 0.147	29.826	24.359	1'44.307 1'46.805	33	2.498
30	9 C. LONDON	NZL	Suzuki GSX-R600	34.232	6.055 0.044	10.101	29.952	24.748 0.269	1'45.088 1'45.401	32	0.313
Overall Ideal Time				32.240	5.700	9.336	28.262	22.683	1'38.221		

29/04/2017

These data/results cannot be reproduced, stored and/or transmitted in whole or in part by any manner of electronic, mechanical, photocopying, recording, broadcasting or otherwise now known or herein after developed without the previous express consent by the copyright owner, except for reproduction in daily press and regular printed publications on sale to the public within 60 days of the event related to those data/results and always provided that copyright symbol appears together as follows below.

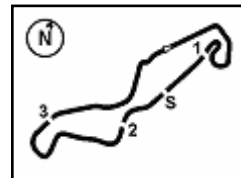
© DORNA WSBK ORGANIZATION Srl 2017

FICR PERUGIA TIMING


Official Tyre Supplier



Official Timekeeper


Dutch Round, 28-29-30 April 2017
World Supersport - Chronological Analysis Free Practice 3rd Session

1° 1 K. SOFUOGLU (1'38.617)								
Lap	Seg. 1	Seg. 2	Seg. 3	Seg. 4	Seg. 5	Lap Time	km/h	Local Time
1	32.765	5.909	10.496	29.585	23.425	1'39.490	245.1	9:21'44.867
2	32.362	5.873	9.599	28.433	22.820	1'38.617	247.6	9:23'24.357
3	32.310	5.874	9.395	28.319	22.815	1'38.713	246.8	9:26'41.687
4	32.376	5.843	9.395	28.327	22.812	1'38.753	247.6	9:28'20.440
5	32.400	5.865	9.358	28.425	22.699	1'38.747	246.5	9:29'59.187
6	32.240	5.851	9.451	28.343	22.824	1'38.709	248.5	9:31'37.896
7	32.294	5.866	9.354	28.374	22.855	1'38.743	246.2	9:33'16.639
8	32.332	5.866	9.463	28.468	25.050	1'41.179	246.2	9:34'57.818
9	37.947	5.799	9.498	28.474	24.969	1'56.687 P	249.6	9:36'54.505

2° 99 P. JACOBSEN (1'38.914)								
Lap	Seg. 1	Seg. 2	Seg. 3	Seg. 4	Seg. 5	Lap Time	km/h	Local Time
1	33.017	6.029	10.546	29.918	23.607	239.6	9:22'27.649	
2	32.725	5.882	9.670	28.646	22.865	1'40.080	245.9	9:24'07.729
3	32.951	5.824	9.484	28.324	23.085	1'39.442	250.2	9:25'47.171
4	32.854	5.863	9.584	29.522	23.054	1'40.974	247.9	9:27'28.145
5	32.854	5.843	9.455	28.646	22.915	1'39.713	249.0	9:29'07.858
6	32.650	5.877	9.445	28.506	22.689	1'39.167	247.0	9:30'47.025
7	43.754	7.615	10.720	29.221	22.899	1'54.209	199.8	9:32'41.234
8	32.679	5.864	9.593	28.582	22.752	1'39.470	246.8	9:34'20.704
9	32.592	5.821	9.528	28.290	22.683	1'38.914	249.6	9:35'59.618

3° 32 S. MORAIS (1'39.312)								
Lap	Seg. 1	Seg. 2	Seg. 3	Seg. 4	Seg. 5	Lap Time	km/h	Local Time
1	34.338	6.174	11.293	31.732	25.638	232.6	9:22'22.115	
2	33.151	5.868	10.389	29.663	23.699	1'43.957	250.8	9:24'06.072
3	33.827	5.819	9.837	28.804	23.230	1'40.841	251.7	9:25'46.913
4	32.852	5.741	9.774	29.279	23.458	1'42.079	255.2	9:27'28.992
5	32.637	5.738	9.642	28.630	23.032	1'39.894	256.5	9:29'08.886
6	32.810	5.757	9.579	28.443	22.896	1'39.312	255.9	9:30'48.198
7	32.683	5.773	9.763	28.915	23.123	1'40.384	255.2	9:32'28.582
8	32.683	5.790	9.630	28.642	23.289	1'40.034	252.8	9:34'08.616
9	32.620	5.796	9.651	28.502	22.985	1'39.554	252.0	9:35'48.170

4° 111 K. SMITH (1'39.663)								
Lap	Seg. 1	Seg. 2	Seg. 3	Seg. 4	Seg. 5	Lap Time	km/h	Local Time
1	33.345	5.914	10.893	30.389	24.190	231.1	9:21'56.874	
2	33.176	5.805	9.738	28.917	23.220	1'41.025	245.4	9:23'37.899
3	32.751	5.838	9.741	28.689	23.336	1'40.780	244.5	9:25'18.679
4	32.751	5.799	9.582	28.516	23.015	1'39.663	245.1	9:26'58.342
5	33.758	5.880	10.068	29.196	39.143	1'58.045 P	242.6	9:28'56.387
6	1'44.964	5.868	9.938	28.884	23.266	2'52.920 P	239.6	9:31'49.307
7	32.677	5.845	9.589	28.590	23.206	1'39.907	242.6	9:33'29.214
8	32.696	5.860	9.532	28.745	23.400	1'40.233	242.6	9:35'09.447

5° 64 F. CARICASULO (1'39.788)								
Lap	Seg. 1	Seg. 2	Seg. 3	Seg. 4	Seg. 5	Lap Time	km/h	Local Time
1	33.591	5.985	10.406	30.205	24.306	239.6	9:23'13.079	
2	33.013	5.905	9.944	29.244	23.371	1'42.055	244.8	9:24'55.134
3	32.975	5.940	9.772	29.027	23.278	1'41.030	242.6	9:26'36.164
4	36.251	5.888	9.665	28.940	23.389	1'40.857	246.5	9:28'17.021
5	32.709	5.847	9.624	28.801	23.134	1'43.657	247.9	9:30'00.678
6	32.902	5.868	9.621	28.927	23.062	1'40.187	248.2	9:31'40.865
7	32.902	5.872	9.790	28.909	23.055	1'40.528	247.0	9:33'21.393
8	32.740	5.861	9.608	28.607	22.972	1'39.788	247.0	9:35'01.181

6° 16 J. CLUZEL (1'39.824)								
Lap	Seg. 1	Seg. 2	Seg. 3	Seg. 4	Seg. 5	Lap Time	km/h	Local Time
1	33.242	6.030	10.224	29.518	23.604	242.9	9:22'32.456	
2	33.059	5.841	9.803	28.807	23.350	1'41.043	248.5	9:24'13.499
3	32.761	5.842	9.713	28.672	23.131	1'40.417	246.5	9:25'53.916
4	32.761	5.814	9.660	28.709	23.190	1'40.134	249.6	9:27'34.050
5	32.870	5.807	9.628	31.903	33.809	1'54.017 P	249.0	9:29'28.067
6	1'30.270	5.881	9.821	28.921	23.179	2'38.072 P	246.2	9:32'06.139
7	32.697	5.845	9.687	28.635	23.163	1'40.827	246.5	9:33'46.166
8	32.579	5.785	9.653	28.742	23.065	1'39.824	251.1	9:35'25.990

7° 47 R. HARTOG (1'39.929)								
Lap	Seg. 1	Seg. 2	Seg. 3	Seg. 4	Seg. 5	Lap Time	km/h	Local Time
1	33.147	5.825	10.279	29.600	24.157	249.3	9:21'46.575	
2	32.709	5.796	9.792	28.651	23.137	1'40.523	247.9	9:23'27.098
3	32.692	5.738	9.704	28.620	23.347	1'40.118	252.3	9:25'07.216
4		5.851	9.718	28.672	23.142	1'40.075	244.8	9:26'47.291

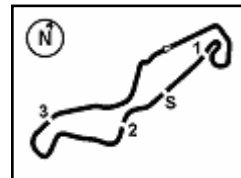
4	33.132	5.916	9.781	28.906	23.257	1'40.992	242.9	9:28'28.283
5	32.959	5.869	9.759	28.949	23.224	1'40.760	243.1	9:30'09.043
6	32.789	5.794	9.585	29.189	23.055	1'40.412	244.8	9:31'49.455
7	32.818	5.809	9.626	28.601	23.075	1'39.929	245.1	9:33'29.384
8	32.857	5.800	9.698	28.664	23.177	1'40.196		9:35'09.580

8° 144 L. MAHIAS (1'39.950)								
Lap	Seg. 1	Seg. 2	Seg. 3	Seg. 4	Seg. 5	Lap Time	km/h	Local Time
1		5.886	10.429	30.251	23.596	246.5	9:23'55.578	
2	33.193	5.755	9.982	28.596	23.417	1'40.943	245.4	9:25'36.521
3	37.196	6.187	10.022	28.529	23.148	1'45.082	238.0	9:27'21.603
4	32.600	5.816	9.787	28.595	23.193	1'39.991	249.3	9:29'01.594
5	34.439	6.075	10.287	29.331	23.338	1'43.470	241.5	9:30'45.064
6	32.613	5.784	9.579	28.491	23.483	1'39.950	252.0	9:32'25.014
7	32.520	5.836	9.569	28.469	22.973	1'39.367 C	247.3	9:34'04.381
8	32.462	5.817	9.662	29.353	23.368	1'40.662 C	248.8	9:35'45.043

9° 77 K. RYDE (1'39.974)								
Lap	Seg. 1	Seg. 2	Seg. 3	Seg. 4	Seg. 5	Lap Time	km/h	Local Time
1		5.860	10.293	29.784	23.270	248.8	9:21'45.007	
2	32.969	5.785	9.683	28.892	23.006	1'40.335	252.5	9:23'25.342
3	32.749	5.825	9.644	28.720	23.036	1'39.974	247.3	9:25'05.316
4	35.453	5.798	9.696	28.857	23.355	1'43.159	250.2	9:26'48.475
5	32.696	5.826	9.690	28.923	23.097	1'40.232	249.0	9:28'28.707
6	34.133	5.857	9.694	29.396	23.145	1'42.225	247.9	9:30'10.932
7	32.782	6.959	11.213	35.005	23.920	1'49.879	192.8	9:32'00.811
8	32.777	5.821	9.841	28.936	36.886	1'54.261 P	248.8	9:33'55.072

10° 65 M. CANDUCCI (1'40.005)								
Lap	Seg. 1	Seg. 2	Seg. 3	Seg. 4	Seg. 5	Lap Time	km/h	Local Time
1		5.948	10.815	30.269	35.639	242.3	9:22'12.460	
2	1'06.822	5.877	10.027	29.093	23.815	2'15.634 P	246.5	9:24'28.094
3	33.429	5.861	9.454	28.723	23.443	1'40.910	246.5	9:26'29.004
4	32.966	5.855	9.540	28.741	23.332	1'40.434	247.6	9:27'49.438
5	33.515	5.847	9.776	28.807	23.338	1'41.283	245.9	9:29'30.721
6	32.911	5.841	9.437	28.736	23.200	1'40.125	247.0	9:31'10.846
7	32.961	5.834	9.466	28.492	23.252	1'40.005	247.3	9:32'50.851
8	32.930	5.841	9.971	29.005	23.593	1'41.340	247.0	9:34'32.191
9	32.837	5.850	9.556	28.761	23.227	1'40.231	245.9	9:36'12.422

11° 81 L. STAPLEFORD (1'40.035)								
Lap	Seg. 1	Seg. 2	Seg. 3	Seg. 4	Seg. 5	Lap Time	km/h	Local Time
1		5.881	10.346	29.771	23.534	245.6	9:21'45.788	
2	32.986	5.849	9.739	28.877	23.389	1'40.840	245.6	9:23'26.628
3	32.903	5.834	9.768	28.596	23.662	1'40.763	244.8	9:25'07.391
4	32.914	5.848	9.737	28.756	23.179	1'40.454	244.8	9:26'47.845
5	34.931	6.019	10.092	29.958	23.486	1'44.486	239.9	9:28'32.331
6	32.793	5.890	9.687	28.696	23.139	1'40.205	242.9	9:30'12.536
7	32.569	5.862	9.664	28.747	23.193	1'40.035	244.5	9:31'52.571
8	38.626	8.443	11.374	29.209	34.192	2'01.844 P	161.2	9:33'54.415
9	1'28.688	5.959	10.163	29.091	23.423	2'37.324 P	241.0	9:36'31.739



Dutch Round, 28-29-30 April 2017

World Supersport - Chronological Analysis Free Practice 3rd Session

Lap	Seg. 1	Seg. 2	Seg. 3	Seg. 4	Seg. 5	Lap Time	km/h	Local Time
1	33.819	5.883	10.046	29.500	23.445	1'42.693	245.4	9:23'55.317
2	33.227	5.896	9.669	28.937	23.255	1'40.984	245.6	9:25'36.301
3	33.679	5.967	10.229	31.584	24.205	1'45.664	243.1	9:27'21.965
4	33.018	5.924	9.595	28.910	23.115	1'40.562	245.1	9:29'02.527
5	32.889	5.920	9.572	28.968	23.253	1'40.602	244.0	9:30'43.129
6	33.912	6.132	9.799	29.253	23.469	1'42.565	239.6	9:32'25.694
7	33.062	5.912	9.849	30.930	23.680	1'43.433	245.4	9:34'09.127
8	32.887	5.902	9.549	28.940	23.179	1'40.457	244.8	9:35'49.584

15° 11 C. GAMARINO (1'40.525)								
Lap	Seg. 1	Seg. 2	Seg. 3	Seg. 4	Seg. 5	Lap Time	km/h	Local Time
		5.969	10.731	29.814	23.787		243.4	9:22'28.321
1	33.230	5.848	9.972	28.726	23.389	1'41.165	245.9	9:24'09.486
2	33.323	5.869	9.766	29.609	23.445	1'42.012	244.8	9:25'51.498
3	35.545	5.871	9.930	28.722	23.547	1'43.615	247.0	9:27'35.113
4	32.853	5.830	9.722	28.883	23.755	1'41.043	246.8	9:29'16.156
5	44.427	5.976	10.162	31.304	23.557	1'55.426	241.5	9:31'11.582
6	32.816	5.844	9.765	28.797	23.303	1'40.525	246.2	9:32'52.107
7	33.031	5.884	9.822	28.925	23.529	1'41.191	245.9	9:34'33.298
8	33.350	5.925	10.073	29.766	34.939	1'54.053 P	244.0	9:36'27.351

16° 26 K. WATANABE (1'40.551)								
Lap	Seg. 1	Seg. 2	Seg. 3	Seg. 4	Seg. 5	Lap Time	km/h	Local Time
		5.989	11.219	30.713	24.660		232.9	9:21'51.337
1	33.774	5.933	10.015	29.076	23.749	1'42.547	244.0	9:23'33.884
2	33.347	5.886	10.128	29.745	23.413	1'42.519	245.6	9:25'16.403
3	33.063	5.923	9.770	28.632	23.163	1'40.551	242.0	9:26'56.954
4	1'19.786	8.057	14.271	34.048	37.333	2'53.495 P	186.9	9:29'50.449

17° 4 G. REA (1'40.627)								
Lap	Seg. 1	Seg. 2	Seg. 3	Seg. 4	Seg. 5	Lap Time	km/h	Local Time
		5.982	10.506	29.799	23.927		241.8	9:21'48.864
1	33.222	5.875	9.830	28.937	23.875	1'41.739	246.5	9:23'30.603
2	34.104	5.932	9.830	28.768	24.028	1'42.662	244.2	9:25'13.265
3	33.037	5.949	9.722	28.685	23.418	1'40.811	242.9	9:26'54.076
4	32.918	5.949	9.765	28.731	23.264	1'40.627	243.1	9:28'34.703
5	32.948	5.952	9.694	28.799	23.306	1'40.699	242.6	9:30'15.402
6	34.977	5.986	10.022	29.660	23.821	1'44.466	239.9	9:31'59.868
7	33.319	6.039	10.277	29.297	26.179	1'45.111	239.3	9:33'44.979
8	33.074	5.976	9.849	29.233	23.327	1'41.459	241.0	9:35'26.438

18° 10 N. CALERO (1'40.824)								
Lap	Seg. 1	Seg. 2	Seg. 3	Seg. 4	Seg. 5	Lap Time	km/h	Local Time
		5.909	10.205	29.507	24.114		246.5	9:21'46.732
1	33.430	5.860	9.877	29.199	23.731	1'42.097	250.2	9:23'28.829
2	39.493	5.866	9.879	29.160	23.439	1'47.837	247.9	9:25'16.666
3	33.104	5.875	9.820	28.770	23.255	1'40.824	247.9	9:26'57.490
4	35.480	6.061	10.582	37.686	28.352	1'58.161	241.5	9:28'55.651
5	36.749	6.584	10.283	29.786	23.850	1'47.252	212.6	9:30'42.903
6	33.250	5.950	9.815	29.098	24.213	1'42.326	243.4	9:32'25.229
7	33.267	5.958	9.893	28.951	23.590	1'41.659	245.1	9:34'06.888
8	44.845	5.951	9.923	30.953	24.883	1'56.555	245.1	9:36'03.443

19° 38 H. SOOMER (1'40.911)								
Lap	Seg. 1	Seg. 2	Seg. 3	Seg. 4	Seg. 5	Lap Time	km/h	Local Time
		5.977	10.524	29.835	25.272		243.4	9:22'06.153
1	34.162	5.911	9.875	29.123	23.512	1'42.583	245.6	9:23'48.736
2	33.327	5.881	9.794	28.971	23.312	1'41.285	245.4	9:25'30.021
3	33.051	5.863	9.699	29.167	23.235	1'41.015	243.7	9:27'11.036
4	33.738	5.894	10.337	29.392	34.871	1'54.232 P	245.9	9:29'05.288
5	2'23.133	5.866	9.918	28.944	23.582	3'31.443 P	246.5	9:32'36.711
6	32.702	5.878	9.632	28.736	23.963	1'40.911	243.1	9:34'17.622
7	33.616	5.929	9.773	28.835	23.253	1'41.406	244.0	9:35'59.028

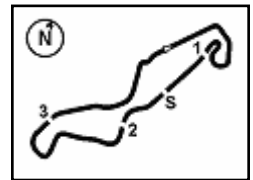
20° 63 Z. KHAIRUDDIN (1'40.918)								
Lap	Seg. 1	Seg. 2	Seg. 3	Seg. 4	Seg. 5	Lap Time	km/h	Local Time
		5.878	10.946	30.413	24.284		247.9	9:21'52.540
1	33.700	5.806	9.812	28.858	23.743	1'41.919	251.4	9:23'34.459
2	32.967	5.708	9.824	28.843	23.576	1'40.918	254.0	9:25'15.377
3	42.912	5.833	9.920	35.656	23.954	1'58.275	249.0	9:27'13.652
4	32.955	5.812	9.725	28.876	25.103	1'42.471	247.9	9:28'56.123
5	41.059	6.961	10.395	32.898	23.933	1'55.246	210.5	9:30'51.369
6	33.875	5.838	9.957	29.489	23.768	1'42.927	250.5	9:32'34.296
7	32.768	5.852	9.768	28.973	23.570	1'40.931	247.0	9:34'15.227
8	33.072	5.836	9.849	28.961	23.821	1'41.539	247.6	9:35'56.766

21° 78 H. OKUBO (1'40.967)								
Lap	Seg. 1	Seg. 2	Seg. 3	Seg. 4	Seg. 5	Lap Time	km/h	Local Time
		5.892	10.626	30.507	24.213		246.2	9:21'57.223
1	33.653	5.841	9.880	29.168	23.703	1'42.245	249.6	9:23'39.468
2	34.516	5.888	10.141	29.666	23.881	1'44.092	245.9	9:25'23.560
3	33.749	5.886	9.877	29.471	23.649	1'42.632	246.8	9:27'06.192
4	34.039	5.946	9.994	30.151	24.087	1'44.217	244.5	9:28'50.409
5	42.504	6.024	9.948	29.854	23.696	1'52.026	242.0	9:30'42.435
6	43.339	5.823	9.803	29.404	23.997	1'52.366	249.3	9:32'34.801
7	33.190	5.858	9.802	29.293	23.231	1'41.374	247.0	9:34'16.175
8	32.893	5.820	9.786	29.127	23.341	1'40.967	247.9	9:35'57.142

22° 70 R. MULHAUSER (1'41.553)								
Lap	Seg. 1	Seg. 2	Seg. 3	Seg. 4	Seg. 5	Lap Time	km/h	Local Time
		5.998	10.460	29.923	24.377		241.5	9:23'00.974
1	33.804	5.924	10.060	29.233	23.690	1'42.711	243.7	9:24'43.685
2	33.282	5.933	9.872	28.940	23.526	1'41.553	244.0	9:26'25.238
3	33.226	5.911	9.909	28.985	23.666	1'41.697	245.4	9:28'06.935
4	33.313	5.919	9.925	29.011	23.703	1'41.871	244.8	9:29'48.806
5	33.329	5.901	9.918	29.002	23.548	1'41.698	245.1	9:31'30.504
6	54.430	7.036	11.277	30.985	24.224	2'07.952	221.8	9:33'38.456
7	33.349	5.950	9.913	29.035	23.665	1'41.912	243.1	9:35'20.368

23° 83 L. EPIS (1'41.566)								
Lap	Seg. 1	Seg. 2	Seg. 3	Seg. 4	Seg. 5	Lap Time	km/h	Local Time
		5.969	10.563	30.686	24.345		241.5	9:21'46.649
1	34.166	5.837	10.235	29.581	23.858	1'43.677	247.6	9:23'30.326
2	33.896	5.884	9.837	29.139	24.059	1'42.815	245.4	9:25'13.141
3	33.588	5.844	9.777	29.028	23.532	1'41.769	247.0	9:26'54.910
4	33.259	5.856	9.697	29.252	23.502	1'41.566	246.2	9:28'36.476
5	37.605	6.157	10.276	31.309	35.410	2'00.757 P	237.0	9:30'37.233
6	1'11.087	5.864	10.011	32.208	26.333	2'25.503 P	243.4	9:33'02.736
7	33.510	5.895	9.814	38.868	25.228	1'53.315	244.0	9:34'56.051
8	33.606	5.926	10.273	31.094	24.845	1'45.744	242.9	9:36'41.795

24° 73 J. CRETARO (1'41.599)								
Lap	Seg. 1	Seg. 2	Seg. 3	Seg. 4	Seg. 5	Lap Time	km/h	Local Time
		6.335	11.371	30.594	24.466		227.0	9:21'57.636
1	33.755	6.016	9.990	29.209	23.533	1'42.503	239.1	9:23'40.139
2	33.313	6.037	9.901	29.014	23.589	1'41.854	236.2	9:25'21.993
3	33.083	6.060	9.787	29.260	23.409			


Dutch Round, 28-29-30 April 2017
World Supersport - Chronological Analysis Free Practice 3rd Session

5	33.635	5.975	9.952	29.186	23.699	1'42.447	243.1	9:30'46.766
6	33.498	5.986	9.832	29.206	24.035	1'42.557	243.1	9:32'29.323
7	33.510	5.987	9.856	29.256	23.666	1'42.275	242.6	9:34'11.598
8	33.829	6.006	9.966	29.384	24.097	1'43.282	241.8	9:35'54.880

28° 7 D. PIZZOLI (1'44.322)

Lap	Seg. 1	Seg. 2	Seg. 3	Seg. 4	Seg. 5	Lap Time	km/h	Local Time
		5.922	11.306	40.655	29.881		235.7	9:22'06.880
1	35.687	5.886	10.173	29.907	23.987	1'45.640	243.4	9:23'52.520
2	37.243	5.895	10.282	32.279	25.468	1'51.167	240.1	9:25'43.687
3	34.194	5.929	10.035	30.084	24.138	1'44.380	242.9	9:27'28.067
4	43.471	5.878	10.173	30.065	24.264	1'53.851	245.6	9:29'21.918
5	34.321	5.922	10.030	30.284	24.297	1'44.854	243.1	9:31'06.772
6	34.981	8.418	11.524	34.371	24.395	1'53.689	157.9	9:33'00.461
7	34.305	5.966	10.168	30.305	24.120	1'44.864	241.2	9:34'45.325
8	34.250	5.934	9.989	30.011	24.138	1'44.322	241.8	9:36'29.647

29° 9 C. LONDON (1'45.401)

Lap	Seg. 1	Seg. 2	Seg. 3	Seg. 4	Seg. 5	Lap Time	km/h	Local Time
		6.279	11.722	32.123	26.265		223.7	9:22'06.013
1	36.895	6.080	10.668	30.845	25.886	1'50.374	237.0	9:23'56.387
2	35.036	6.071	10.230	30.410	25.523	1'47.270	235.4	9:25'43.657
3	34.888	6.055	10.310	30.522	24.914	1'46.689	236.2	9:27'30.346
4	34.780	6.086	10.238	30.218	25.201	1'46.523	235.4	9:29'16.869
5	34.503	6.122	10.170	30.218	24.868	1'45.881	233.4	9:31'02.750
6	34.829	6.115	10.135	30.053	24.748	1'45.880	234.1	9:32'48.630
7	34.439	6.171	10.196	30.126	24.799	1'45.731	231.6	9:34'34.361
8	34.232	6.099	10.101	29.952	25.017	1'45.401	234.4	9:36'19.762

30° 35 S. HILL (1'46.805)

Lap	Seg. 1	Seg. 2	Seg. 3	Seg. 4	Seg. 5	Lap Time	km/h	Local Time
		6.104	10.908	31.358	26.357		238.0	9:22'06.385
1	36.303	6.037	10.280	29.826	24.359	1'46.805	241.5	9:23'53.190
2	35.926	6.610	10.591	31.166	25.379	1'49.672	222.3	9:25'42.862
3	39.362	6.359	10.907	30.905	24.606	1'52.139	232.9	9:27'35.001
4	34.130	5.915	10.133	29.831	36.164	1'56.173 P	243.7	9:29'31.174
5	2'17.039	6.020	10.579	37.206	25.153	3'35.997 P	238.3	9:33'07.171
6	34.074	5.998	10.165	31.030	28.198	1'49.465	239.9	9:34'56.636
7	34.505	6.050	10.321	35.478	49.050	2'15.404 P	237.2	9:37'12.040

31° 74 J. VAN SIKKELERUS

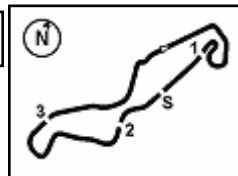
Lap	Seg. 1	Seg. 2	Seg. 3	Seg. 4	Seg. 5	Lap Time	km/h	Local Time
		5.970	10.512	30.403	24.391		240.7	9:25'58.705
1	47.925	5.917	10.697	32.128	35.314	2'11.981 P	241.8	9:28'10.686

29/04/2017

P = Pits In/Out - C = Lap-Time Cancelled

These data/results cannot be reproduced, stored and/or transmitted in whole or in part by any manner of electronic, mechanical, photocopying, recording, broadcasting or otherwise now known or herein after developed without the previous express consent by the copyright owner, except for reproduction in daily press and regular printed publications on sale to the public within 60 days of the event related to those data/results and always provided that copyright symbol appears together as follows below.

© DORNA WSBK ORGANIZATION Srl 2017



Dutch Round, 28-29-30 April 2017

World Supersport - Superpole 1-2 Entry List

Superpole 1

FPs Pos	No.	Rider	Nat	Team	Bike	Time
11	81	L. STAPLEFORD	GBR	Profile Racing	Triumph Daytona 675	1'39.957
12	44	R. ROLFO	ITA	Team Factory Vamag	MV Agusta F3 675	1'39.982
13	66	N. TUULI	FIN	Kallio Racing	Yamaha YZF R6	1'39.994
14	47	R. HARTOG	NED	Team Hartog - Jenik - Against Cancer	Kawasaki ZX-6R	1'40.178
15	11	C. GAMARINO	ITA	BARDAHL EVAN BROS. Honda Racing	Honda CBR600RR	1'40.567
16	61	A. ZACCONE	ITA	MV Agusta Reparto Corse	MV Agusta F3 675	1'40.627
17	38	H. SOOMER	EST	WILSport Racedays	Honda CBR600RR	1'40.663
18	70	R. MULHAUSER	SUI	CIA Landlord Insurance Honda	Honda CBR600RR	1'40.707
19	78	H. OKUBO	JPN	CIA Landlord Insurance Honda	Honda CBR600RR	1'40.735
20	26	K. WATANABE	JPN	Team Kawasaki Go Eleven	Kawasaki ZX-6R	1'40.846
21	13	A. WEST	AUS	EAB West Racing	Yamaha YZF R6	1'40.909
22	74	J. VAN SIKKELERUS	NED	MVR Racing	Yamaha YZF R6	1'41.061
23	73	J. CRETARO	ITA	Phoenix Suzuki Racing	Suzuki GSX-R600	1'41.302
24	63	Z. KHAIRUDDIN	MAS	Orelac Racing VerdNatura	Kawasaki ZX-6R	1'41.316
25	10	N. CALERO	ESP	Orelac Racing VerdNatura	Kawasaki ZX-6R	1'41.401
26	62	V. VAN DER VALK	NED	Team SWPN	Yamaha YZF R6	1'41.638
27	41	A. WAGNER	AUS	GEMAR Team Lorini	Honda CBR600RR	1'41.810
28	83	L. EPIS	AUS	Response RE Racing	Kawasaki ZX-6R	1'42.101
29	56	P. SEBESTYÉN	HUN	SSP Hungary by Pedercini Racing	Kawasaki ZX-6R	1'42.351
30	35	S. HILL	GBR	Profile Racing	Triumph Daytona 675	1'42.550
31	7	D. PIZZOLI	ITA	Race Department ATK#25	MV Agusta F3 675	1'43.497
32	92	H. KUNIKAWA	JPN	CIA Landlord Insurance Honda	Honda CBR600RR	1'43.710
33	9	C. LONDON	NZL	Phoenix Suzuki Racing	Suzuki GSX-R600	1'46.113

Superpole 2

FPs Pos	No.	Rider	Nat	Team	Bike	Time
1	1	K. SOFUOGLU	TUR	Kawasaki Puccetti Racing	Kawasaki ZX-6R	1'38.950
2	99	P. JACOBSEN	USA	MV Agusta Reparto Corse	MV Agusta F3 675	1'39.122
3	64	F. CARICASULO	ITA	GRT Yamaha Official WorldSSP Team	Yamaha YZF R6	1'39.349
4	144	L. MAHIAS	FRA	GRT Yamaha Official WorldSSP Team	Yamaha YZF R6	1'39.377
5	111	K. SMITH	GBR	GEMAR Team Lorini	Honda CBR600RR	1'39.647
6	4	G. REA	GBR	Team Kawasaki Go Eleven	Kawasaki ZX-6R	1'39.842
7	16	J. CLUZEL	FRA	CIA Landlord Insurance Honda	Honda CBR600RR	1'39.856
8	77	K. RYDE	GBR	Kawasaki Puccetti Racing	Kawasaki ZX-6R	1'39.906
9	32	S. MORAIS	RSA	Kallio Racing	Yamaha YZF R6	1'39.913
10	65	M. CANDUCCI	ITA	3570 Puccetti Racing FMI	Kawasaki ZX-6R	1'39.928
*						
*						

* These positions are assigned to the 1st and 2nd rider classified in Superpole 1

29/04/2017 01

These data/results cannot be reproduced, stored and/or transmitted in whole or in part by any manner of electronic, mechanical, photocopying, recording, broadcasting or otherwise now known or herein after developed without the previous express consent by the copyright owner, except for reproduction in daily press and regular printed publications on sale to the public within 60 days of the event related to those data/results and always provided that copyright symbol appears together as follows below.

© DORNA WSBK ORGANIZATION Srl 2017

FICR PERUGIA TIMING



Official Tyre Supplier

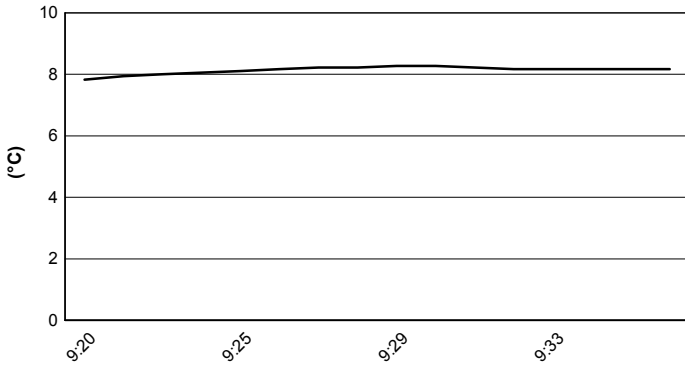


Official Timekeeper

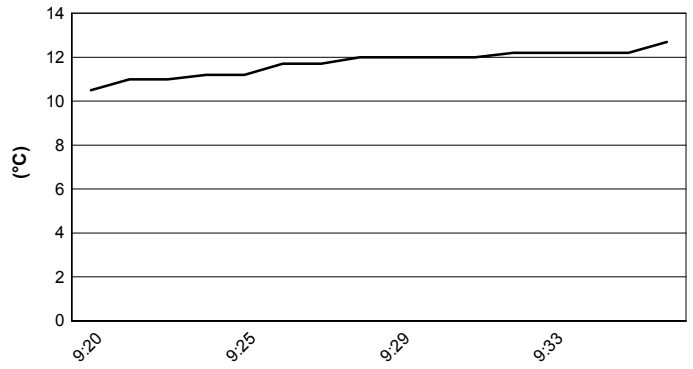
Dutch Round, 28-29-30 April 2017
World Supersport - Weather Report Free Practice 3rd Session

Session started 9:20 Session ended 9:37

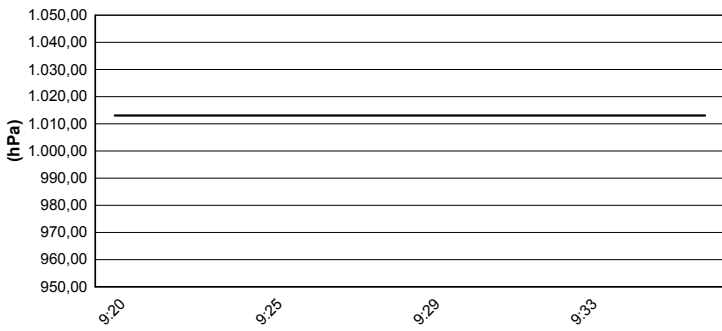
Air Temperature



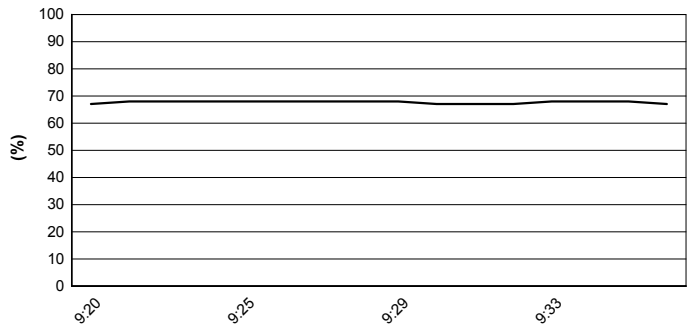
Track Temperature



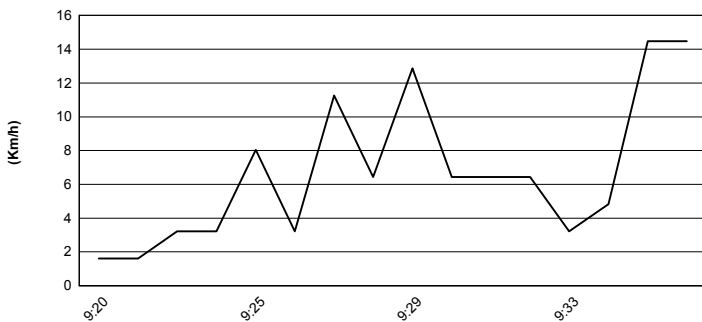
Air Pressure



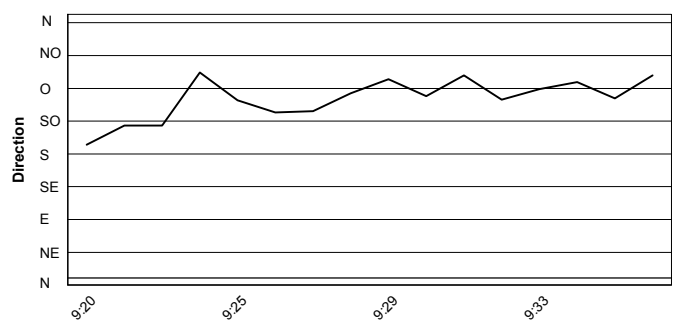
Humidity



Wind Speed



Wind Direction



29/04/2017

These data/results cannot be reproduced, stored and/or transmitted in whole or in part by any manner of electronic, mechanical, photocopying, recording, broadcasting or otherwise now known or herein after developed without the previous express consent by the copyright owner, except for reproduction in daily press and regular printed publications on sale to the public within 60 days of the event related to those data/results and always provided that copyright symbol appears together as follows below.
© DORNA WSBK ORGANIZATION Srl 2017