



Dutch Round, 28-29-30 April 2017

World Supersport - Results Superpole 1

No.	Rider	Nat	Team	Bike	Class	Time	Gap	Rel.	Laps	Speed	
										Avg	Max
1*	81 L. STAPLEFORD	GBR	Profile Racing	Triumph Daytona 675		1'39.169			6	164,882	247,0
2*	38 H. SOOMER	EST	WILSport Racedays	Honda CBR600RR	ESS	1'39.226	0.057	0.057	7	164,787	249,9
3	66 N. TUULI	FIN	Kallio Racing	Yamaha YZF R6		1'39.543	0.374	0.317	6	164,263	258,0
4	11 C. GAMARINO	ITA	BARDAHL EVAN BROS. Honda Racing	Honda CBR600RR		1'39.590	0.421	0.047	6	164,185	253,4
5	47 R. HARTOG	NED	Team Hartog - Jenik - Against Cancer	Kawasaki ZX-6R	ESS	1'39.937	0.768	0.347	8	163,615	251,4
6	44 R. ROLFO	ITA	Team Factory Vamag	MV Agusta F3 675		1'40.012	0.843	0.075	7	163,492	249,6
7	78 H. OKUBO	JPN	CIA Landlord Insurance Honda	Honda CBR600RR		1'40.156	0.987	0.144	6	163,257	253,7
8	61 A. ZACCONE	ITA	MV Agusta Reparto Corse	MV Agusta F3 675	ESS	1'40.337	1.168	0.181	3	162,963	246,2
9	63 Z. KHAIRUDDIN	MAS	Orelac Racing VerdNatura	Kawasaki ZX-6R		1'40.493	1.324	0.156	6	162,710	252,0
10	70 R. MULHAUSER	SUI	CIA Landlord Insurance Honda	Honda CBR600RR		1'40.518	1.349	0.025	7	162,669	252,0
11	74 J. VAN SIKKELERUS	NED	MVR Racing	Yamaha YZF R6	ESS	1'40.845	1.676	0.327	8	162,142	247,9
12	26 K. WATANABE	JPN	Team Kawasaki Go Eleven	Kawasaki ZX-6R		1'40.848	1.679	0.003	6	162,137	247,9
13	10 N. CALERO	ESP	Orelac Racing VerdNatura	Kawasaki ZX-6R		1'40.913	1.744	0.065	7	162,033	251,1
14	35 S. HILL	GBR	Profile Racing	Triumph Daytona 675		1'41.326	2.157	0.413	5	161,372	245,9
15	83 L. EPIS	AUS	Response RE Racing	Kawasaki ZX-6R		1'41.474	2.305	0.148	7	161,137	248,5
16	13 A. WEST	AUS	EAB West Racing	Yamaha YZF R6		1'41.475	2.306	0.001	7	161,135	246,8
17	73 J. CRETARO	ITA	Phoenix Suzuki Racing	Suzuki GSX-R600	ESS	1'41.486	2.317	0.011	5	161,118	239,1
18	56 P. SEBESTYÉN	HUN	SSP Hungary by Pedercini Racing	Kawasaki ZX-6R	ESS	1'41.715	2.546	0.229	8	160,755	247,3
19	62 V. VAN DER VALK	NED	Team SWPN	Yamaha YZF R6		1'41.855	2.686	0.140	8	160,534	250,5
20	92 H. KUNIKAWA	JPN	CIA Landlord Insurance Honda	Honda CBR600RR	ESS	1'42.057	2.888	0.202	8	160,216	247,3
21	7 D. PIZZOLI	ITA	Race Department ATK#25	MV Agusta F3 675		1'43.340	4.171	1.283	6	158,227	245,9
22	9 C. LONDON	NZL	Phoenix Suzuki Racing	Suzuki GSX-R600	ESS	1'44.714	5.545	1.374	8	156,151	239,1
23	41 A. WAGNER	AUS	GEMAR Team Lorini	Honda CBR600RR					0		

* Qualified to Superpole 2

The N. 41 (Wagner A.) has been declared unfit after FP3

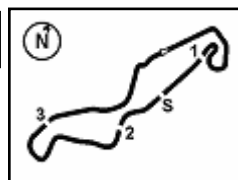
AIR	Humidity:	45%	Temp:	11°C
TRACK	Condition:	Dry	Temp:	24°C

Records	Pole (QP)	2015 J.Cluzel	1'38.015	166,820	Km/h
	Race (RC)	2015 J.Cluzel	1'38.184	166,540	Km/h
	Circuit (QP)	2015 J.Cluzel	1'38.015	166,820	Km/h

Start 29/04/2017 14:00 End 14:17 The results are provisional until the end of the time limit for protests and appeals and the completion of the technical checks.

These data/results cannot be reproduced, stored and/or transmitted in whole or in part by any manner of electronic, mechanical, photocopying, recording, broadcasting or otherwise now known or herein after developed without the previous express consent by the copyright owner, except for reproduction in daily press and regular printed publications on sale to the public within 60 days of the event related to those data/results and always provided that copyright symbol appears together as follows below.

© DORNA WSBK ORGANIZATION Srl 2017



Dutch Round, 28-29-30 April 2017

World Supersport - Results Superpole 1

Session Highlights

Local Time	No. Rider	Description
14.00.00		Start
14.06.29	61 A. ZACCONE	Crashed - Turn 5
14.06.42	61 A. ZACCONE	Re-joined
14.14.45	73 J. CRETARO	Crashed - Turn 1
14.17.06		End Of Session

Fastest Laps Sequence

No.	Rider	Nat	Team	Bike	Local Time	Time	Gap	Avg
47	R. HARTOG	NED	Team Hartog - Jenik - Against Cancer	Kawasaki ZX-6R	14:03'23.904	1'40.805		162,206
66	N. TUULI	FIN	Kallio Racing	Yamaha YZF R6	14:03'39.845	1'40.192	-0.613	163,199
81	L. STAPLEFORD	GBR	Profile Racing	Triumph Daytona 675	14:04'09.154	1'39.818	-0.374	163,810
66	N. TUULI	FIN	Kallio Racing	Yamaha YZF R6	14:05'19.388	1'39.543	-0.275	164,263
81	L. STAPLEFORD	GBR	Profile Racing	Triumph Daytona 675	14:05'48.543	1'39.389	-0.154	164,517
38	H. SOOMER	EST	WILSport Racedays	Honda CBR600RR	14:15'16.581	1'39.226	-0.163	164,787
81	L. STAPLEFORD	GBR	Profile Racing	Triumph Daytona 675	14:15'57.782	1'39.169	-0.057	164,882

Start 14:00 End 14:17 The results are provisional until the end of the time limit for protests and appeals and the completion of the technical checks.

These data/results cannot be reproduced, stored and/or transmitted in whole or in part by any manner of electronic, mechanical, photocopying, recording, broadcasting or otherwise now known or herein after developed without the previous express consent by the copyright owner, except for reproduction in daily press and regular printed publications on sale to the public within 60 days of the event related to those data/results and always provided that copyright symbol appears together as follows below.

© DORNA WSBK ORGANIZATION Srl 2017

Dutch Round, 28-29-30 April 2017

World Supersport - Best Sector & Speed Superpole 1

BEST LAP

1	81 L. STAPLEFORD	Triumph Daytona 675	1'39.169
2	38 H. SOOMER	Honda CBR600RR	1'39.226
3	66 N. TUULI	Yamaha YZF R6	1'39.543
4	11 C. GAMARINO	Honda CBR600RR	1'39.590
5	47 R. HARTOG	Kawasaki ZX-6R	1'39.937
6	44 R. ROLFO	MV Austa F3 675	1'40.012
7	78 H. OKUBO	Honda CBR600RR	1'40.156
8	61 A. ZACCONE	MV Austa F3 675	1'40.337
9	63 Z. KHAIRUDDIN	Honda CBR600RR	1'40.493
10	70 R. MULHAUSER	Honda CBR600RR	1'40.518
11	74 J. VAN SIKKELERUS	Yamaha YZF R6	1'40.845
12	26 K. WATANABE	Kawasaki ZX-6R	1'40.848
13	10 N. CALERO	Kawasaki ZX-6R	1'40.913
14	35 S. HILL	Triumph Daytona 675	1'41.326
15	83 L. EPIS	Kawasaki ZX-6R	1'41.474
16	13 A. WEST	Yamaha YZF R6	1'41.475
17	73 J. CRETARO	Suzuki GSX-R600	1'41.486
18	56 P. SEBESTYÉN	Kawasaki ZX-6R	1'41.715
19	62 V. VAN DER VALK	Yamaha YZF R6	1'41.855
20	92 H. KUNIKAWA	Honda CBR600RR	1'42.057
21	7 D. PIZZOLI	MV Austa F3 675	1'43.340
22	9 C. LONDON	Suzuki GSX-R600	1'44.714
23	41 A. WAGNER	Honda CBR600RR	

SPEED

1	66 N. TUULI	Yamaha YZF R6	258.0
2	78 H. OKUBO	Honda CBR600RR	253.7
3	11 C. GAMARINO	Honda CBR600RR	253.4
4	70 R. MULHAUSER	Honda CBR600RR	252.0
5	63 Z. KHAIRUDDIN	Kawasaki ZX-6R	252.0
6	47 R. HARTOG	Kawasaki ZX-6R	251.4
7	10 N. CALERO	Kawasaki ZX-6R	251.1
8	62 V. VAN DER VALK	Yamaha YZF R6	250.5
9	38 H. SOOMER	Honda CBR600RR	249.9
10	44 R. ROLFO	MV Austa F3 675	249.6
11	83 L. EPIS	Kawasaki ZX-6R	248.5
12	26 K. WATANABE	Kawasaki ZX-6R	247.9
13	74 J. VAN SIKKELERUS	Yamaha YZF R6	247.9
14	56 P. SEBESTYÉN	Kawasaki ZX-6R	247.3
15	92 H. KUNIKAWA	Honda CBR600RR	247.3
16	81 L. STAPLEFORD	Triumph Daytona 675	247.0
17	13 A. WEST	Yamaha YZF R6	246.8
18	61 A. ZACCONE	MV Austa F3 675	246.2
19	7 D. PIZZOLI	MV Austa F3 675	245.9
20	35 S. HILL	Triumph Daytona 675	245.9
21	9 C. LONDON	Suzuki GSX-R600	239.1
22	73 J. CRETARO	Suzuki GSX-R600	239.1

SEG. 1		SEG. 2		SEG. 3		SEG. 4		SEG. 5			
1	81 L. STAPLEFORD	32.304	1	66 N. TUULI	5.678	1	81 L. STAPLEFORD	28.423	1	66 N. TUULI	22.845
2	38 H. SOOMER	32.360	2	78 H. OKUBO	5.722	2	44 R. ROLFO	9.447	2	81 L. STAPLEFORD	22.850
3	11 C. GAMARINO	32.458	3	11 C. GAMARINO	5.749	3	61 A. ZACCONE	9.488	3	63 Z. KHAIRUDDIN	22.958
4	78 H. OKUBO	32.655	4	63 Z. KHAIRUDDIN	5.764	4	38 H. SOOMER	9.504	4	11 C. GAMARINO	22.975
5	63 Z. KHAIRUDDIN	32.688	5	38 H. SOOMER	5.773	5	81 L. STAPLEFORD	9.556	5	44 R. ROLFO	23.061
6	47 R. HARTOG	32.715	6	70 R. MULHAUSER	5.782	6	47 R. HARTOG	9.565	6	10 N. CALERO	23.063
7	70 R. MULHAUSER	32.776	7	74 J. VAN SIKKELER	5.789	7	11 C. GAMARINO	9.569	7	47 R. HARTOG	23.157
8	66 N. TUULI	32.780	8	47 R. HARTOG	5.798	8	78 H. OKUBO	9.603	8	70 R. MULHAUSER	23.253
9	44 R. ROLFO	32.820	9	81 L. STAPLEFORD	5.814	9	83 L. EPIS	9.619	9	10 N. CALERO	23.298
10	10 N. CALERO	32.823	10	44 R. ROLFO	5.820	10	35 S. HILL	9.644	10	61 A. ZACCONE	23.311
11	61 A. ZACCONE	32.861	11	83 L. EPIS	5.828	11	63 Z. KHAIRUDDIN	9.682	11	66 N. TUULI	23.312
12	83 L. EPIS	32.880	12	26 K. WATANABE	5.847	12	70 R. MULHAUSER	9.710	12	26 K. WATANABE	23.341
13	26 K. WATANABE	32.953	13	10 N. CALERO	5.863	13	10 N. CALERO	9.726	13	74 J. VAN SIKKELER	23.362
14	74 J. VAN SIKKELER	32.973	14	92 H. KUNIKAWA	5.864	14	73 J. CRETARO	9.735	14	13 A. WEST	23.497
15	73 J. CRETARO	33.044	15	7 D. PIZZOLI	5.865	15	56 P. SEBESTYÉN	9.741	15	73 J. CRETARO	23.511
16	35 S. HILL	33.099	16	35 S. HILL	5.867	16	74 J. VAN SIKKELER	9.762	16	92 H. KUNIKAWA	23.596
17	62 V. VAN DER VAL	33.228	17	62 V. VAN DER VAL	5.871	17	62 V. VAN DER VAL	9.765	17	62 V. VAN DER VAL	23.620
18	13 A. WEST	33.247	18	61 A. ZACCONE	5.873	18	13 A. WEST	9.812	18	56 P. SEBESTYÉN	23.648
19	56 P. SEBESTYÉN	33.277	19	13 A. WEST	5.902	19	26 K. WATANABE	9.812	19	35 S. HILL	23.693
20	92 H. KUNIKAWA	33.349	20	56 P. SEBESTYÉN	5.942	20	92 H. KUNIKAWA	9.855	20	83 L. EPIS	23.746
21	7 D. PIZZOLI	33.655	21	9 C. LONDON	5.997	21	7 D. PIZZOLI	9.975	21	9 C. LONDON	24.023
22	9 C. LONDON	33.941	22	73 J. CRETARO	6.017	22	9 C. LONDON	10.026	22	7 D. PIZZOLI	24.289

29/04/2017

These data/results cannot be reproduced, stored and/or transmitted in whole or in part by any manner of electronic, mechanical, photocopying, recording, broadcasting or otherwise now known or herein after developed without the previous express consent by the copyright owner, except for reproduction in daily press and regular printed publications on sale to the public within 60 days of the event related to those data/results and always provided that copyright symbol appears together as follows below.

© DORNA WSBK ORGANIZATION Srl 2017

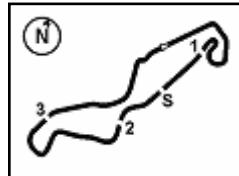
FICR PERUGIA TIMING



Official Tyre Supplier



Official Timekeeper



TT Circuit Assen 4.542 m

Dutch Round, 28-29-30 April 2017

World Supersport - Ideal Times Superpole 1

No.	Rider	Nat	Bike	Seg. 1	Seg. 2	Seg. 3	Seg. 4	Seg. 5	Ideal Time			
				Diff. 1	Diff. 2	Diff. 3	Diff. 4	Diff. 5	Best Lap	Pos.	Diff.	
1	81 L. STAPLEFORD	GBR	Triumph Daytona 675	32.304	5.814 0.041	9.556	28.423 0.181	22.850	1'38.947	1'39.169	2	0.222
2	38 H. SOOMER	EST	Honda CBR600RR	32.360	5.773 0.097	9.504 0.067	28.450	22.975	1'39.062	1'39.226	3	0.164
3	11 C. GAMARINO	ITA	Honda CBR600RR	32.458	5.749 0.099	9.569 0.045	28.516	23.061 0.093	1'39.353	1'39.590	5	0.237
4	66 N. TUULI	FIN	Yamaha YZF R6	32.780	5.678	9.416	28.775 0.006	22.845 0.043	1'39.494	1'39.543	4	0.049
5	47 R. HARTOG	NED	Kawasaki ZX-6R	32.715 0.130	5.798 0.064	9.565 0.066	28.616 0.025	22.958	1'39.652	1'39.937	6	0.285
6	44 R. ROLFO	ITA	MV Agusta F3 675	32.820	5.820 0.144	9.447	28.570 0.148	23.063	1'39.720	1'40.012	7	0.292
7	78 H. OKUBO	JPN	Honda CBR600RR	32.655	5.722 0.123	9.603 0.165	28.731	23.157	1'39.868	1'40.156	8	0.288
8	70 R. MULHAUSER	SUI	Honda CBR600RR	32.776 0.017	5.782 0.084	9.710 0.169	28.646	23.311 0.023	1'40.225	1'40.518	11	0.293
9	10 N. CALERO	ESP	Kawasaki ZX-6R	32.823 0.379	5.863	9.726	28.582 0.143	23.298 0.099	1'40.292	1'40.913	14	0.621
10	63 Z. KHAIRUDDIN	MAS	Kawasaki ZX-6R	32.688	5.764 0.098	9.682 0.063	28.505	23.693	1'40.332	1'40.493	10	0.161
11	61 A. ZACCONE	ITA	MV Agusta F3 675	32.861	5.873	9.488	28.774	23.341	1'40.337	1'40.337	9	
12	26 K. WATANABE	JPN	Kawasaki ZX-6R	32.953	5.847 0.106	9.812	28.805	23.253 0.072	1'40.670	1'40.848	13	0.178
13	74 J. VAN SIKKELERUS	NED	Yamaha YZF R6	32.973 0.005	5.789 0.072	9.762	28.859 0.023	23.362	1'40.745	1'40.845	12	0.100
14	13 A. WEST	AUS	Yamaha YZF R6	33.247	5.902 0.088	9.812 0.038	28.918	23.312 0.158	1'41.191	1'41.475	17	0.284
15	83 L. EPIS	AUS	Kawasaki ZX-6R	32.880	5.828 0.076	9.619 0.158	29.265	23.648	1'41.240	1'41.474	16	0.234
16	35 S. HILL	GBR	Triumph Daytona 675	33.099	5.867	9.644	29.167 0.016	23.497 0.036	1'41.274	1'41.326	15	0.052
17	73 J. CRETARO	ITA	Suzuki GSX-R600	33.044	6.017 0.020	9.735	28.963	23.620 0.087	1'41.379	1'41.486	18	0.107
18	62 V. VAN DER VALK	NED	Yamaha YZF R6	33.228 0.166	5.871 0.016	9.765 0.050	29.019 0.144	23.596	1'41.479	1'41.855	20	0.376
19	56 P. SEBESTYÉN	HUN	Kawasaki ZX-6R	33.277 0.041	5.942 0.014	9.741 0.043	29.068	23.511 0.078	1'41.539	1'41.715	19	0.176
20	92 H. KUNIKAWA	JPN	Honda CBR600RR	33.349 0.065	5.864 0.032	9.855 0.133	29.013	23.746	1'41.827	1'42.057	21	0.230
21	7 D. PIZZOLI	ITA	MV Agusta F3 675	33.655	5.865 0.042	9.975	29.780	24.023	1'43.298	1'43.340	22	0.042
22	9 C. LONDON	NZL	Suzuki GSX-R600	33.941 0.358	5.997 0.031	10.026	29.718	24.289 0.354	1'43.971	1'44.714	23	0.743
Overall Ideal Time				32.304	5.678	9.416	28.423	22.845	1'38.666			

29/04/2017

These data/results cannot be reproduced, stored and/or transmitted in whole or in part by any manner of electronic, mechanical, photocopying, recording, broadcasting or otherwise now known or herein after developed without the previous express consent by the copyright owner, except for reproduction in daily press and regular printed publications on sale to the public within 60 days of the event related to those data/results and always provided that copyright symbol appears together as follows below.

© DORNA WSBK ORGANIZATION Srl 2017

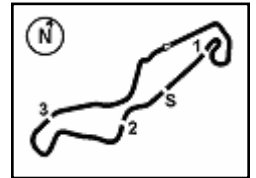
FICR PERUGIA TIMING



Official Tyre Supplier



Official Timekeeper



TT Circuit Assen 4.542 m

2 / 2

Dutch Round, 28-29-30 April 2017

World Supersport - Chronological Analysis Superpole 1

7 34.963 6.005 10.136 30.047 24.625 1'45.776 240.7 14:16'12.124

7 34.074 6.053 10.129 30.001 24.742 1'44.999 235.2 14:14'12.136

 8 **33.941** 6.087 10.092 29.914 24.717 1'44.751 234.4 14:15'56.887

16° 13 A. WEST (1'41.475)

Lap	Seg. 1	Seg. 2	Seg. 3	Seg. 4	Seg. 5	Lap Time	km/h	Local Time
		6.006	10.924	30.515	24.173		238.3	14:01'49.432
1	33.568	5.957	9.935	29.102	23.628	1'42.190	243.4	14:03'31.622
2	33.421	5.910	9.812	29.219	23.414	1'41.776	246.2	14:05'13.398
3	35.834	5.902	10.018	30.085	34.109	1'55.948 P	246.8	14:07'09.346
4	2'47.234	6.173	10.629	40.195	26.485	4'10.716 P	230.9	14:11'20.062
5	33.247	6.177	9.837	29.193	23.512	1'41.966	233.9	14:13'02.028
6	33.247	5.990	9.850	28.918	23.470	1'41.475	243.1	14:14'43.503
7	33.410	6.031	9.860	29.251	23.312	1'41.864	236.5	14:16'25.367

17° 73 J. CRETARO (1'41.486)

Lap	Seg. 1	Seg. 2	Seg. 3	Seg. 4	Seg. 5	Lap Time	km/h	Local Time
		6.192	11.021	29.999	23.813		224.1	14:01'48.404
1	33.644	6.017	9.890	29.220	23.620	1'42.391	239.1	14:03'30.795
2	33.476	6.041	9.841	29.342	34.445	1'53.145 P	238.0	14:05'23.940
3	4'10.943	6.224	10.138	29.449	23.642	5'20.396 P	231.6	14:10'44.336
4	33.115	6.036	9.745	29.357	23.835	1'42.088	237.8	14:12'26.424
5	33.044	6.037	9.735	28.963	23.707	1'41.486	236.7	14:14'07.910

18° 56 P. SEBESTYÉN (1'41.715)

Lap	Seg. 1	Seg. 2	Seg. 3	Seg. 4	Seg. 5	Lap Time	km/h	Local Time
		6.120	10.832	30.669	24.272		242.0	14:01'49.210
1	34.138	5.946	9.930	29.138	23.770	1'42.922	245.9	14:03'32.132
2	34.150	6.175	9.790	29.107	23.729	1'42.951	243.4	14:05'15.083
3	33.277	5.942	9.751	29.158	23.724	1'41.852	247.3	14:06'56.935
4	33.318	5.956	9.784	29.068	23.589	1'41.715	246.5	14:08'38.650
5	33.546	6.038	9.761	29.191	23.771	1'42.307	239.6	14:10'20.957
6	38.231	6.121	10.047	33.175	24.080	1'51.654	242.9	14:12'12.611
7	33.567	5.984	9.819	31.121	24.553	1'45.044	245.4	14:13'57.655
8	33.355	5.955	9.741	29.180	23.511	1'41.742	246.2	14:15'39.397

19° 62 V. VAN DER VALK (1'41.855)

Lap	Seg. 1	Seg. 2	Seg. 3	Seg. 4	Seg. 5	Lap Time	km/h	Local Time
		5.912	10.414	30.649	24.184		249.6	14:01'50.593
1	34.122	5.899	9.884	29.193	23.710	1'42.808	247.9	14:03'33.401
2	33.332	5.871	9.898	29.019	23.849	1'41.969	250.5	14:05'15.370
3	33.394	5.887	9.815	29.163	23.596	1'41.855	250.2	14:06'57.225
4	33.402	5.916	9.765	29.021	23.778	1'41.882	248.2	14:08'39.107
5	33.284	5.928	9.854	29.358	24.417	1'42.841	245.4	14:10'21.948
6	33.370	6.027	9.941	29.232	23.733	1'42.303	241.8	14:12'04.251
7	33.355	6.026	9.918	29.249	23.708	1'42.256	242.6	14:13'46.507
8	33.228	6.002	9.941	29.261	23.888	1'42.320	240.4	14:15'28.827

20° 92 H. KUNIKAWA (1'42.057)

Lap	Seg. 1	Seg. 2	Seg. 3	Seg. 4	Seg. 5	Lap Time	km/h	Local Time
		5.923	10.464	31.319	25.237		245.9	14:01'55.163
1	34.232	5.900	10.023	29.488	24.144	1'43.787	244.5	14:03'38.950
2	33.565	5.887	9.965	29.393	23.828	1'42.638	246.8	14:05'21.588
3	33.349	5.864	9.949	29.635	24.432	1'43.229	247.3	14:07'04.817
4	33.414	5.896	9.988	29.013	23.746	1'42.057	247.0	14:08'46.874
5	33.707	6.025	9.902	29.154	24.031	1'42.819	243.1	14:10'29.693
6	33.361	5.941	9.961	29.213	24.123	1'42.599	244.5	14:12'12.292
7	33.566	5.937	9.857	29.233	24.040	1'42.633	243.1	14:13'54.925
8	33.434	5.949	9.855	29.213	23.864	1'42.315	244.5	14:15'37.240

21° 7 D. PIZZOLI (1'43.340)

Lap	Seg. 1	Seg. 2	Seg. 3	Seg. 4	Seg. 5	Lap Time	km/h	Local Time
		5.962	10.576	36.237	30.007		243.4	14:02'01.542
1	34.862	5.907	10.146	30.803	24.236	1'45.954	243.4	14:03'47.496
2	34.415	5.865	10.137	30.091	24.124	1'44.632	245.9	14:05'32.128
3	34.652	5.917	10.107	29.972	36.223	1'56.871 P	244.8	14:07'28.999
4	3'51.877	5.974	10.332	30.548	24.269	5'03.000 P	239.9	14:12'31.999
5	35.929	5.880	10.123	29.940	26.047	1'47.919	245.9	14:14'19.918
6	33.655	5.907	9.975	29.780	24.023	1'43.340	244.2	14:16'03.258

22° 9 C. LONDON (1'44.714)

Lap	Seg. 1	Seg. 2	Seg. 3	Seg. 4	Seg. 5	Lap Time	km/h	Local Time
		6.074	11.114	32.717	25.904		235.4	14:01'55.108
1	35.365	6.035	10.273	30.364	25.252	1'47.289	238.0	14:03'42.397
2	34.386	5.997	10.130	30.082	24.725	1'45.320	239.1	14:05'27.717
3	34.299	6.028	10.026	29.718	24.643	1'44.714	237.2	14:07'12.431
4	34.230	6.057	10.198	29.853	24.701	1'45.039	235.4	14:08'57.470
5	34.123	6.109	10.124	29.927	24.661	1'44.944	233.4	14:10'42.414
6	34.201	6.096	10.119	30.018	24.289	1'44.723	233.6	14:12'27.137

29/04/2017

P = Pits In/Out - C = Lap-Time Cancelled

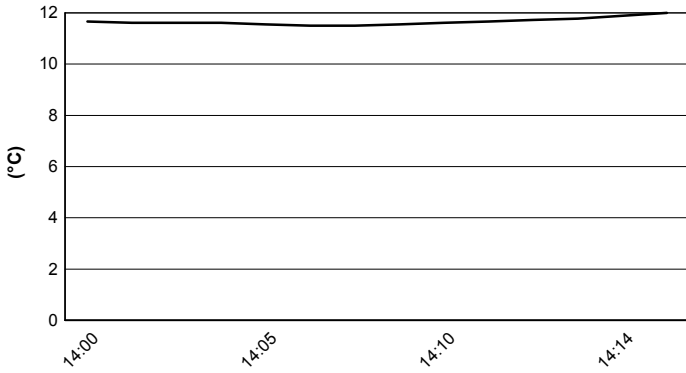
These data/results cannot be reproduced, stored and/or transmitted in whole or in part by any manner of electronic, mechanical, photocopying, recording, broadcasting or otherwise now known or herein after developed without the previous express consent by the copyright owner, except for reproduction in daily press and regular printed publications on sale to the public within 60 days of the event related to those data/results and always provided that copyright symbol appears together as follows below.

© DORNA WSBK ORGANIZATION Srl 2017

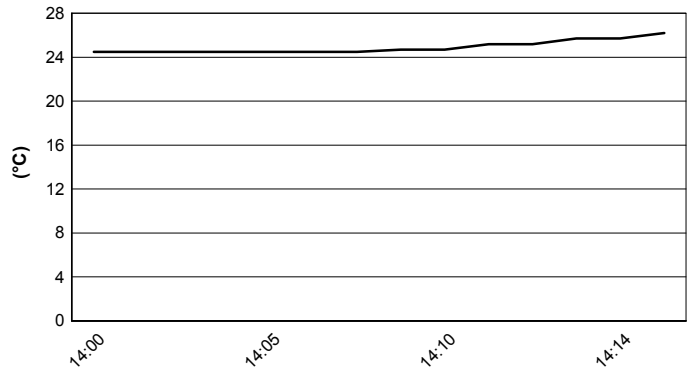
Dutch Round, 28-29-30 April 2017
World Supersport - Weather Report Superpole 1

Session started 14:00 Session ended 14:17

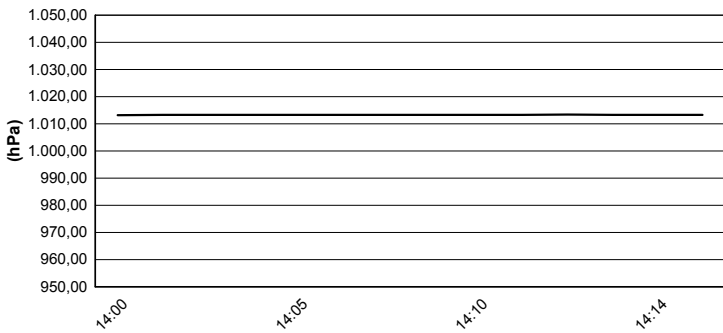
Air Temperature



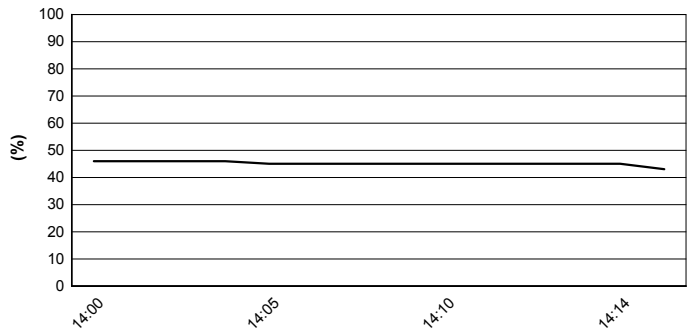
Track Temperature



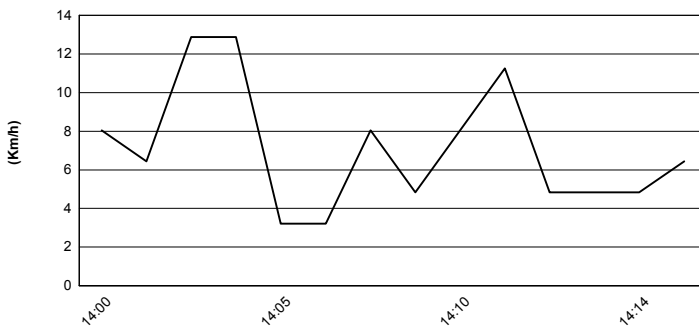
Air Pressure



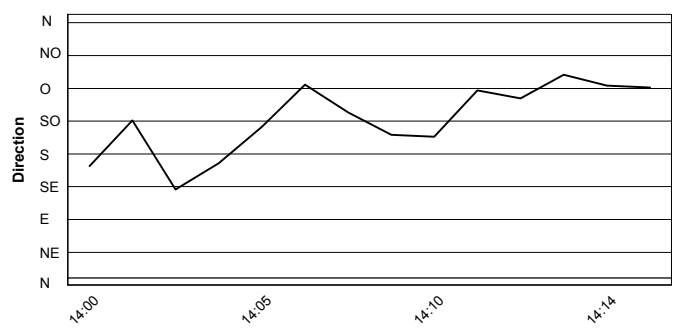
Humidity



Wind Speed



Wind Direction



29/04/2017

These data/results cannot be reproduced, stored and/or transmitted in whole or in part by any manner of electronic, mechanical, photocopying, recording, broadcasting or otherwise now known or herein after developed without the previous express consent by the copyright owner, except for reproduction in daily press and regular printed publications on sale to the public within 60 days of the event related to those data/results and always provided that copyright symbol appears together as follows below.

© DORNA WSBK ORGANIZATION Srl 2017