

Dutch Round, 28-29-30 April 2017

World Supersport 300 - Results Superpole 1

 TT Circuit Assen 4.542 m
 1 / 2

No.	Rider	Nat	Team	Bike	Time	Gap	Rel.	Laps	Speed	
									Avg	Max
1*	4 F. DE BRUIN	NED	Pearle Gebben Racing	Yamaha YZF-R3	1'55.112			7	142,046	175,8
2*	95 G. DE GRUTTOLA	ITA	SK Racing	Yamaha YZF-R3	1'55.306	0.194	0.194	7	141,807	178,0
3	2 A. CARRASCO	ESP	ETG Racing	Kawasaki Ninja 300	1'55.411	0.299	0.105	7	141,678	179,2
4	18 A. MURLEY	GBR	Team Toth	Yamaha YZF-R3	1'55.806	0.694	0.395	7	141,195	174,8
5	35 A. TRIGLIA	ITA	Scuderia Maranga Racing	Honda CBR500R	1'55.834	0.722	0.028	7	141,161	176,1
6	51 G. VAN STRAALEN	NED	Vos - TKR Racing	Honda CBR500R	1'55.947	0.835	0.113	7	141,023	173,4
7	9 R. DOORAKKERS	NED	MVR Racing	Yamaha YZF-R3	1'55.976	0.864	0.029	7	140,988	178,9
8	13 J. FACCO	ITA	Bierreti By 2R	Yamaha YZF-R3	1'56.029	0.917	0.053	7	140,923	174,7
9	28 P. GIACOMINI	ITA	Terra e Moto	Yamaha YZF-R3	1'56.130	1.018	0.101	7	140,801	169,0
10	41 M. GARCIA	ESP	Halcourier Racing	Yamaha YZF-R3	1'56.293	1.181	0.163	7	140,603	169,4
11	33 D. VALLE	ESP	Halcourier Racing	Yamaha YZF-R3	1'56.427	1.315	0.134	7	140,442	170,9
12	87 A. LICCIARDI	BEL	Team Trasimeno	Yamaha YZF-R3	1'56.704	1.592	0.277	7	140,108	178,7
13	54 H. CABUK	TUR	Kawasaki Puccetti Racing	Kawasaki Ninja 300	1'56.761	1.649	0.057	6	140,040	170,2
14	80 A. PONTONE	ITA	IODARacing	Yamaha YZF-R3	1'56.995	1.883	0.234	7	139,760	177,2
15	12 A. RUSMIPUTRO	INA	Pertamina Almeria Racing Team	Yamaha YZF-R3	1'57.116	2.004	0.121	7	139,615	175,7
16	84 M. CARBONERA	ITA	SK Racing	Yamaha YZF-R3	1'57.181	2.069	0.065	7	139,538	175,4
17	52 T. BEZUIDENHOUT	RSA	Team Toth	Yamaha YZF-R3	1'57.596	2.484	0.415	7	139,046	175,5
18	121 K. PATOVA	FIN	Kallio Racing	Yamaha YZF-R3	1'57.619	2.507	0.023	7	139,018	181,4
19	17 G. NODERER	GER	Scuderia Maranga Racing	Honda CBR500R	1'57.767	2.655	0.148	7	138,844	174,7
20	130 R. FERREIRA	BRA	Kallio Racing	Yamaha YZF-R3	1'57.902	2.790	0.135	7	138,685	172,0
21	14 E. DE LA VEGA	FRA	GRT Yamaha WorldSSP300 Team	Yamaha YZF-R3	1'58.021	2.909	0.119	7	138,545	175,1
22	62 J. SCHULTZ	RSA	DDM by BWG_Bike & Motor RT_Grimaldi	Kawasaki Ninja 300	1'58.050	2.938	0.029	2	138,511	171,7
23	19 E. ROVELLI	ITA	ParkinGO DS Junior Team	Yamaha YZF-R3	1'58.375	3.263	0.325	7	138,131	177,2
24	7 N. SETTIMO	ITA	Bierreti By 2R	Yamaha YZF-R3	1'58.942	3.830	0.567	7	137,472	168,8
25	21 A. BIDDLE	NZL	Sourz Foods - Benjan Racing	Kawasaki Ninja 300	1'59.116	4.004	0.174	7	137,271	177,4
26	11 N. CUPAIOLI	ITA	3ENNE#Racing	Yamaha YZF-R3	2'02.007	6.895	2.891	7	134,019	171,6
27	27 F. ROVELLI	ITA	ParkinGO DS Junior Team	Yamaha YZF-R3				1		166,8

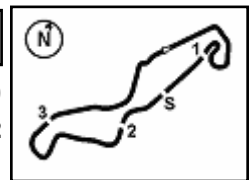
* Qualified to Superpole 2

AIR	Humidity:	66%	Temp:	9°C
TRACK	Condition:	Dry	Temp:	15°C

29/04/2017 Start 11:30 End 11:47 The results are provisional until the end of the time limit for protests and appeals and the completion of the technical checks.

These data/results cannot be reproduced, stored and/or transmitted in whole or in part by any manner of electronic, mechanical, photocopying, recording, broadcasting or otherwise now known or herein after developed without the previous express consent by the copyright owner, except for reproduction in daily press and regular printed publications on sale to the public within 60 days of the event related to those data/results and always provided that copyright symbol appears together as follows below.

© DORNA WSBK ORGANIZATION Srl 2017



Dutch Round, 28-29-30 April 2017

World Supersport 300 - Results Superpole 1

Session Highlights

Local Time	No. Rider	Description
11.30.00		Start
11.37.01	62 J. SCHULTZ	Crashed - Turn 5
11.37.24	27 F. ROVELLI	Crashed - Turn 8
11.37.41	13 J. FACCO	Lap Cancelled (1'57.525) - Exceeding Track Limits - Turn 17
11.39.45	19 E. ROVELLI	Under Investigation
11.47.46		End Of Session

Fastest Laps Sequence

No.	Rider	Nat	Team	Bike	Local Time	Time	Gap	Avg
28	P. GIACOMINI	ITA	Terra e Moto	Yamaha YZF-R3	11:34'00.097	1'58.199		138,336
35	A. TRIGLIA	ITA	Scuderia Maranga Racing	Honda CBR500R	11:34'02.390	1'58.030	-0.169	138,534
2	A. CARRASCO	ESP	ETG Racing	Kawasaki Ninja 300	11:34'08.137	1'56.907	-1.123	139,865
28	P. GIACOMINI	ITA	Terra e Moto	Yamaha YZF-R3	11:35'56.868	1'56.771	-0.136	140,028
51	G. VAN STRAALLEN	NED	Vos - TKR Racing	Honda CBR500R	11:36'00.041	1'55.947	-0.824	141,023
4	F. DE BRUIN	NED	Pearle Gebben Racing	Yamaha YZF-R3	11:41'59.931	1'55.112	-0.835	142,046

Start 11:30 End 11:47 The results are provisional until the end of the time limit for protests and appeals and the completion of the technical checks.

These data/results cannot be reproduced, stored and/or transmitted in whole or in part by any manner of electronic, mechanical, photocopying, recording, broadcasting or otherwise now known or herein after developed without the previous express consent by the copyright owner, except for reproduction in daily press and regular printed publications on sale to the public within 60 days of the event related to those data/results and always provided that copyright symbol appears together as follows below.

© DORNA WSBK ORGANIZATION Srl 2017

Dutch Round, 28-29-30 April 2017

World Supersport 300 - Best Sector & Speed Superpole 1

BEST LAP

1	4 F. DE BRUIJN	Yamaha YZF-R3	1'55.112
2	95 G. DE GRUTTOLA	Yamaha YZF-R3	1'55.306
3	2 A. CARRASCO	Kawasaki Ninja 300	1'55.411
4	18 A. MURLEY	Yamaha YZF-R3	1'55.806
5	35 A. TRIGLIA	Honda CBR500R	1'55.834
6	51 G. VAN STRAALLEN	Honda CBR500R	1'55.947
7	9 R. DOORAKKERS	Yamaha YZF-R3	1'55.976
8	13 J. FACCO	Yamaha YZF-R3	1'56.029
9	28 P. GIACOMINI	Yamaha YZF-R3	1'56.130
10	41 M. GARCIA	Yamaha YZF-R3	1'56.293
11	33 D. VALLE	Yamaha YZF-R3	1'56.427
12	87 A. LICCIARDI	Yamaha YZF-R3	1'56.704
13	54 H. CABUK	Kawasaki Ninja 300	1'56.761
14	80 A. PONTONE	Yamaha YZF-R3	1'56.995
15	12 A. RUSMIPUTRO	Yamaha YZF-R3	1'57.116
16	84 M. CARBONERA	Yamaha YZF-R3	1'57.181
17	52 T. BEZUIDENHOUT	Yamaha YZF-R3	1'57.596
18	121 K. PATOVA	Yamaha YZF-R3	1'57.619
19	17 G. NODERER	Honda CBR500R	1'57.767
20	130 R. FERREIRA	Yamaha YZF-R3	1'57.902
21	14 E. DE LA VEGA	Yamaha YZF-R3	1'58.021
22	62 J. SCHULTZ	Kawasaki Ninja 300	1'58.050
23	19 E. ROVELLI	Yamaha YZF-R3	1'58.375
24	7 N. SETTIMO	Yamaha YZF-R3	1'58.942
25	21 A. BIDDLE	Kawasaki Ninja 300	1'59.116
26	11 N. CUPAIOLI	Yamaha YZF-R3	2'02.007
27	27 F. ROVELLI	Yamaha YZF-R3	

SPEED

1	121 K. PATOVA	Yamaha YZF-R3	181.4
2	2 A. CARRASCO	Kawasaki Ninja 300	179.2
3	9 R. DOORAKKERS	Yamaha YZF-R3	178.9
4	87 A. LICCIARDI	Yamaha YZF-R3	178.7
5	95 G. DE GRUTTOLA	Yamaha YZF-R3	178.0
6	21 A. BIDDLE	Kawasaki Ninja 300	177.4
7	19 E. ROVELLI	Yamaha YZF-R3	177.2
8	80 A. PONTONE	Yamaha YZF-R3	177.2
9	35 A. TRIGLIA	Honda CBR500R	176.1
10	4 F. DE BRUIJN	Yamaha YZF-R3	175.8
11	12 A. RUSMIPUTRO	Yamaha YZF-R3	175.7
12	52 T. BEZUIDENHOUT	Yamaha YZF-R3	175.5
13	84 M. CARBONERA	Yamaha YZF-R3	175.4
14	14 E. DE LA VEGA	Yamaha YZF-R3	175.1
15	18 A. MURLEY	Yamaha YZF-R3	174.8
16	17 G. NODERER	Honda CBR500R	174.7
17	13 J. FACCO	Yamaha YZF-R3	174.7
18	51 G. VAN STRAALLEN	Honda CBR500R	173.4
19	130 R. FERREIRA	Yamaha YZF-R3	172.0
20	62 J. SCHULTZ	Kawasaki Ninja 300	171.7
21	11 N. CUPAIOLI	Yamaha YZF-R3	171.6
22	33 D. VALLE	Yamaha YZF-R3	170.9
23	54 H. CABUK	Kawasaki Ninja 300	170.2
24	41 M. GARCIA	Yamaha YZF-R3	169.4
25	28 P. GIACOMINI	Yamaha YZF-R3	169.0
26	7 N. SETTIMO	Yamaha YZF-R3	168.8
27	27 F. ROVELLI	Yamaha YZF-R3	166.8

SEG. 1

1	28 P. GIACOMINI	37.039
2	51 G. VAN STRAALLEN	37.112
3	95 G. DE GRUTTOLA	37.170
4	18 A. MURLEY	37.216
5	2 A. CARRASCO	37.266
6	35 A. TRIGLIA	37.345
7	9 R. DOORAKKER	37.352
8	13 J. FACCO	37.376
9	4 F. DE BRUIJN	37.395
10	87 A. LICCIARDI	37.449
11	41 M. GARCIA	37.465
12	12 A. RUSMIPUTRO	37.569
13	54 H. CABUK	37.640
14	80 A. PONTONE	37.722
15	33 D. VALLE	37.765
16	52 T. BEZUIDENHO	37.849
17	121 K. PATOVA	37.892
18	14 E. DE LA VEGA	37.920
19	19 E. ROVELLI	37.943
20	17 G. NODERER	37.964
21	130 R. FERREIRA	37.987
22	84 M. CARBONERA	38.173
23	7 N. SETTIMO	38.206
24	62 J. SCHULTZ	38.277
25	21 A. BIDDLE	38.408
26	11 N. CUPAIOLI	39.337
27	27 F. ROVELLI	44.416

SEG. 2

1	21 A. BIDDLE	7.992
2	2 A. CARRASCO	7.997
3	121 K. PATOVA	8.007
4	4 F. DE BRUIJN	8.011
5	87 A. LICCIARDI	8.047
6	95 G. DE GRUTTOLA	8.058
7	18 A. MURLEY	8.068
8	51 G. VAN STRAALLEN	8.100
9	84 M. CARBONERA	8.102
10	19 E. ROVELLI	8.112
11	12 A. RUSMIPUTRO	8.145
12	13 J. FACCO	8.156
13	52 T. BEZUIDENHO	8.158
14	35 A. TRIGLIA	8.173
15	33 D. VALLE	8.178
16	9 R. DOORAKKER	8.190
17	80 A. PONTONE	8.228
18	14 E. DE LA VEGA	8.241
19	17 G. NODERER	8.244
20	28 P. GIACOMINI	8.301
21	130 R. FERREIRA	8.311
22	41 M. GARCIA	8.319
23	54 H. CABUK	8.323
24	11 N. CUPAIOLI	8.328
25	62 J. SCHULTZ	8.335
26	7 N. SETTIMO	8.408
27	27 F. ROVELLI	8.464

SEG. 3

1	4 F. DE BRUIJN	10.814
2	95 G. DE GRUTTOLA	10.861
3	13 J. FACCO	10.882
4	51 G. VAN STRAALLEN	10.992
5	35 A. TRIGLIA	11.008
6	33 D. VALLE	11.030
7	41 M. GARCIA	11.041
8	9 R. DOORAKKER	11.049
9	18 A. MURLEY	11.054
10	52 T. BEZUIDENHO	11.070
11	2 A. CARRASCO	11.091
12	14 E. DE LA VEGA	11.115
13	80 A. PONTONE	11.120
14	28 P. GIACOMINI	11.161
15	87 A. LICCIARDI	11.168
16	19 E. ROVELLI	11.171
17	17 G. NODERER	11.174
18	12 A. RUSMIPUTRO	11.184
19	54 H. CABUK	11.207
20	84 M. CARBONERA	11.217
21	130 R. FERREIRA	11.233
22	121 K. PATOVA	11.289
23	21 A. BIDDLE	11.357
24	62 J. SCHULTZ	11.383
25	27 F. ROVELLI	11.478
26	7 N. SETTIMO	11.525
27	11 N. CUPAIOLI	11.534

SEG. 4

1	9 R. DOORAKKER	31.481
2	4 F. DE BRUIJN	31.616
3	2 A. CARRASCO	31.722
4	35 A. TRIGLIA	31.764
5	80 A. PONTONE	31.812
6	51 G. VAN STRAALLEN	31.912
7	28 P. GIACOMINI	31.930
8	18 A. MURLEY	31.938
9	41 M. GARCIA	31.964
10	13 J. FACCO	31.975
11	54 H. CABUK	31.981
12	87 A. LICCIARDI	31.989
13	33 D. VALLE	32.009
14	130 R. FERREIRA	32.019
15	95 G. DE GRUTTOLA	32.113
16	12 A. RUSMIPUTRO	32.148
17	121 K. PATOVA	32.202
18	62 J. SCHULTZ	32.296
19	84 M. CARBONERA	32.346
20	17 G. NODERER	32.422
21	14 E. DE LA VEGA	32.441
22	52 T. BEZUIDENHO	32.446
23	19 E. ROVELLI	32.528
24	7 N. SETTIMO	32.628
25	21 A. BIDDLE	32.978
26	27 F. ROVELLI	33.357
27	11 N. CUPAIOLI	34.217

SEG. 5

1	4 F. DE BRUIJN	26.762
2	13 J. FACCO	26.801
3	95 G. DE GRUTTOLA	26.952
4	2 A. CARRASCO	27.008
5	80 A. PONTONE	27.169
6	51 G. VAN STRAALLEN	27.249
7	18 A. MURLEY	27.249
8	14 E. DE LA VEGA	27.273
9	87 A. LICCIARDI	27.307
10	54 H. CABUK	27.318
11	41 M. GARCIA	27.327
12	84 M. CARBONERA	27.343
13	28 P. GIACOMINI	27.353
14	52 T. BEZUIDENHO	27.371
15	33 D. VALLE	27.395
16	121 K. PATOVA	27.412
17	12 A. RUSMIPUTRO	27.421
18	9 R. DOORAKKER	27.462
19	35 A. TRIGLIA	27.502
20	17 G. NODERER	27.585
21	19 E. ROVELLI	27.614
22	130 R. FERREIRA	27.696
23	21 A. BIDDLE	27.758
24	62 J. SCHULTZ	27.759
25	7 N. SETTIMO	28.090
26	11 N. CUPAIOLI	28.446
27	27 F. ROVELLI	28.916

29/04/2017

These data/results cannot be reproduced, stored and/or transmitted in whole or in part by any manner of electronic, mechanical, photocopying, recording, broadcasting or otherwise now known or herein after developed without the previous express consent by the copyright owner, except for reproduction in daily press and regular printed publications on sale to the public within 60 days of the event related to those data/results and always provided that copyright symbol appears together as follows below.

© DORNA WSBK ORGANIZATION Srl 2017

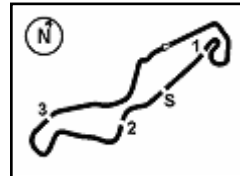
FICR PERUGIA TIMING



Official Tyre Supplier



Official Timekeeper



TT Circuit Assen 4.542 m

Dutch Round, 28-29-30 April 2017

World Supersport 300 - Ideal Times Superpole 1

No.	Rider	Nat	Bike	Seg. 1	Seg. 2	Seg. 3	Seg. 4	Seg. 5	Ideal Time		
				Diff. 1	Diff. 2	Diff. 3	Diff. 4	Diff. 5	Best Lap	Pos.	Diff.
1	4 F. DE BRUIN	NED	Yamaha YZF-R3	37.395 0.260	8.011 0.026	10.814 0.228	31.616	26.762	1'54.598 1'55.112	2	0.514
2	2 A. CARRASCO	ESP	Kawasaki Ninja 300	37.266	7.997 0.220	11.091 0.012	31.722	27.008 0.095	1'55.084 1'55.411	4	0.327
3	95 G. DE GRUTTOLA	ITA	Yamaha YZF-R3	37.170	8.058 0.118	10.861	32.113	26.952 0.034	1'55.154 1'55.306	3	0.152
4	13 J. FACCO	ITA	Yamaha YZF-R3	37.376 0.734	8.156	10.882	31.975 0.105	26.801	1'55.190 1'56.029	9	0.839
5	51 G. VAN STRAALEN	NED	Honda CBR500R	37.112	8.100 0.269	10.992 0.120	31.912	27.249 0.193	1'55.365 1'55.947	7	0.582
6	18 A. MURLEY	GBR	Yamaha YZF-R3	37.216	8.068 0.209	11.054	31.938 0.072	27.249	1'55.525 1'55.806	5	0.281
7	9 R. DOORAKKERS	NED	Yamaha YZF-R3	37.352 0.233	8.190 0.083	11.049	31.481	27.462 0.126	1'55.534 1'55.976	8	0.442
8	28 P. GIACOMINI	ITA	Yamaha YZF-R3	37.039 0.129	8.301 0.067	11.161 0.017	31.930 0.029	27.353 0.104	1'55.784 1'56.130	10	0.346
9	35 A. TRIGLIA	ITA	Honda CBR500R	37.345	8.173	11.008	31.764	27.502 0.042	1'55.792 1'55.834	6	0.042
10	87 A. LICCIARDI	BEL	Yamaha YZF-R3	37.449 0.169	8.047 0.172	11.168	31.989	27.307 0.403	1'55.960 1'56.704	13	0.744
11	80 A. PONTONE	ITA	Yamaha YZF-R3	37.722 0.612	8.228	11.120	31.812 0.332	27.169	1'56.051 1'56.995	15	0.944
12	41 M. GARCIA	ESP	Yamaha YZF-R3	37.465	8.319 0.003	11.041 0.174	31.964	27.327	1'56.116 1'56.293	11	0.177
13	33 D. VALLE	ESP	Yamaha YZF-R3	37.765	8.178 0.050	11.030	32.009	27.395	1'56.377 1'56.427	12	0.050
14	12 A. RUSMIPUTRO	INA	Yamaha YZF-R3	37.569	8.145 0.173	11.184 0.067	32.148	27.421 0.409	1'56.467 1'57.116	16	0.649
15	54 H. CABUK	TUR	Kawasaki Ninja 300	37.640	8.323	11.207	31.981 0.292	27.318	1'56.469 1'56.761	14	0.292
16	121 K. PATOVA	FIN	Yamaha YZF-R3	37.892 0.030	8.007 0.382	11.289 0.077	32.202 0.197	27.412 0.131	1'56.802 1'57.619	19	0.817
17	52 T. BEZUIDENHOUT	RSA	Yamaha YZF-R3	37.849	8.158 0.289	11.070	32.446	27.371 0.413	1'56.894 1'57.596	18	0.702
18	14 E. DE LA VEGA	FRA	Yamaha YZF-R3	37.920	8.241 0.175	11.115 0.263	32.441 0.147	27.273 0.446	1'56.990 1'58.021	22	1.031
19	84 M. CARBONERA	ITA	Yamaha YZF-R3	38.173	8.102	11.217	32.346	27.343	1'57.181 1'57.181	17	
20	130 R. FERREIRA	BRA	Yamaha YZF-R3	37.987	8.311 0.104	11.233 0.066	32.019	27.696 0.486	1'57.246 1'57.902	21	0.656
21	19 E. ROVELLI	ITA	Yamaha YZF-R3	37.943 0.441	8.112 0.169	11.171	32.528 0.397	27.614	1'57.368 1'58.375	24	1.007
22	17 G. NODERER	GER	Honda CBR500R	37.964	8.244 0.171	11.174 0.047	32.422 0.160	27.585	1'57.389 1'57.767	20	0.378
23	62 J. SCHULTZ	RSA	Kawasaki Ninja 300	38.277	8.335	11.383	32.296	27.759	1'58.050 1'58.050	23	
24	21 A. BIDDLE	NZL	Kawasaki Ninja 300	38.408	7.992	11.357 0.300	32.978 0.203	27.758 0.120	1'58.493 1'59.116	26	0.623
25	7 N. SETTIMO	ITA	Yamaha YZF-R3	38.206 0.069	8.408 0.016	11.525	32.628	28.090	1'58.857 1'58.942	25	0.085
26	11 N. CUPAIOLI	ITA	Yamaha YZF-R3	39.337	8.328 0.088	11.534	34.217 0.057	28.446	2'01.862 2'02.007	27	0.145
Overall Ideal Time				37.039	7.992	10.814	31.481	26.762	1'54.088		

29/04/2017

These data/results cannot be reproduced, stored and/or transmitted in whole or in part by any manner of electronic, mechanical, photocopying, recording, broadcasting or otherwise now known or herein after developed without the previous express consent by the copyright owner, except for reproduction in daily press and regular printed publications on sale to the public within 60 days of the event related to those data/results and always provided that copyright symbol appears together as follows below.

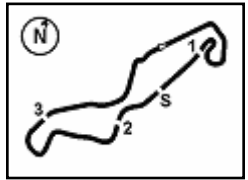
© DORNA WSBK ORGANIZATION Srl 2017

PIRELLI PERUGIA TIMING


Official Tyre Supplier



Official Timekeeper



Dutch Round, 28-29-30 April 2017

World Supersport 300 - Chronological Analysis Superpole 1

1° 4 F. DE BRUIN (1'55.112)								
Lap	Seg. 1	Seg. 2	Seg. 3	Seg. 4	Seg. 5	Lap Time	km/h	Local Time
1	38.430	8.503	11.866	33.936	28.121	1'57.305	164.4	11:32'11.062
2	38.257	8.058	10.814	32.427	27.546	1'57.102	175.8	11:36'05.469
3	43.681	8.196	10.919	32.690	27.496	2'02.982	171.3	11:38'08.451
4	37.823	8.226	11.009	32.017	27.293	1'56.368	169.4	11:40'04.819
5	37.655	8.037	11.042	31.616	26.762	1'55.112	174.1	11:41'59.931
6	43.398	8.551	11.943	33.063	27.078	2'04.033	160.6	11:44'03.964
7	37.395	8.011	11.849	31.969	26.919	1'55.143	175.8	11:45'59.107

8° 13 J. FACCO (1'56.029)								
Lap	Seg. 1	Seg. 2	Seg. 3	Seg. 4	Seg. 5	Lap Time	km/h	Local Time
1	38.748	8.662	12.282	34.678	28.208	1'58.735	164.8	11:32'25.942
2	37.742	8.503	11.305	32.624	27.555	1'57.525 C	167.1	11:34'24.677
3	37.806	8.411	11.214	32.459	27.699	1'58.717	169.0	11:38'20.919
4	38.327	8.411	11.292	32.652	28.556	1'58.717	169.0	11:38'20.919
5	38.327	8.380	11.188	32.290	29.166	1'59.351	168.2	11:40'20.270
6	38.110	8.156	10.882	32.080	26.801	1'56.029	174.7	11:42'16.299
7	37.376	8.346	11.169	31.975	27.276	1'56.142	168.9	11:44'12.441
8	38.016	8.570	13.553	33.324	27.841	2'01.304	166.9	11:46'13.745

2° 95 G. DE GRUTTOLA (1'55.306)								
Lap	Seg. 1	Seg. 2	Seg. 3	Seg. 4	Seg. 5	Lap Time	km/h	Local Time
1	38.131	8.216	11.814	34.260	27.857	1'58.613	169.2	11:32'03.928
2	37.644	8.376	11.242	32.921	27.943	1'58.341	169.4	11:34'02.541
3	37.888	8.371	11.184	32.584	28.558	1'58.341	169.4	11:36'00.882
4	37.489	8.306	11.056	34.867	28.529	2'00.646	172.4	11:38'01.528
5	37.489	8.252	11.083	32.287	27.730	1'56.841	171.6	11:40'19.425
6	42.560	8.329	11.439	35.690	27.812	2'05.830	170.9	11:42'04.199
7	37.508	8.058	10.937	32.241	26.952	1'55.696	178.0	11:43'59.895
8	37.170	8.176	10.861	32.113	26.986	1'55.306	173.9	11:45'55.201

9° 28 P. GIACOMINI (1'56.130)								
Lap	Seg. 1	Seg. 2	Seg. 3	Seg. 4	Seg. 5	Lap Time	km/h	Local Time
1	38.121	8.595	11.885	33.265	28.368	1'58.199	166.7	11:32'01.898
2	37.464	8.383	11.325	32.671	27.699	1'58.199	166.7	11:34'00.097
3	37.464	8.368	11.235	32.144	27.560	1'56.771	167.8	11:35'56.868
4	38.027	8.703	11.381	32.292	27.766	1'58.169	164.0	11:37'55.037
5	37.419	8.332	11.213	32.184	27.683	1'56.831	168.4	11:39'51.868
6	37.212	8.328	11.161	31.930	27.547	1'56.178	168.8	11:41'48.046
7	37.168	8.368	11.178	31.959	27.457	1'56.130	167.7	11:43'44.176
8	37.039	8.301	11.179	32.270	27.353	1'56.142	169.0	11:45'40.318

3° 2 A. CARRASCO (1'55.411)								
Lap	Seg. 1	Seg. 2	Seg. 3	Seg. 4	Seg. 5	Lap Time	km/h	Local Time
1	37.704	8.738	12.018	34.248	28.188	1'56.907	172.3	11:32'11.230
2	37.995	8.200	11.162	32.557	27.284	1'57.213	179.2	11:34'08.137
3	44.454	7.997	11.091	31.898	28.232	1'57.213	179.2	11:36'05.350
4	38.275	8.420	11.134	36.191	35.715	2'15.914	172.4	11:38'21.264
5	38.275	8.160	11.412	32.099	28.215	1'58.161	172.7	11:40'19.425
6	37.880	8.214	11.132	31.955	27.008	1'56.189	172.7	11:42'15.614
7	37.497	8.211	11.160	31.768	27.174	1'55.810	172.0	11:44'11.424
8	37.266	8.217	11.103	31.722	27.103	1'55.411	171.6	11:46'06.835

10° 41 M. GARCIA (1'56.293)								
Lap	Seg. 1	Seg. 2	Seg. 3	Seg. 4	Seg. 5	Lap Time	km/h	Local Time
1	38.350	8.389	11.960	34.182	28.330	1'58.408	165.5	11:33'02.353
2	37.833	8.461	11.405	32.443	27.749	1'58.408	165.6	11:35'00.761
3	38.795	8.390	11.248	32.166	27.585	1'57.222	168.1	11:36'57.983
4	38.994	8.319	11.160	32.254	27.983	1'58.511	168.1	11:38'56.494
5	38.994	8.376	11.456	32.980	28.066	1'59.872	168.1	11:40'56.366
6	37.733	8.319	11.041	32.410	28.092	1'57.595	167.1	11:42'53.961
7	37.966	8.342	11.218	32.004	27.499	1'57.029	169.4	11:44'50.990
8	37.465	8.322	11.215	31.964	27.327	1'56.293	168.8	11:46'47.283

4° 18 A. MURLEY (1'55.806)								
Lap	Seg. 1	Seg. 2	Seg. 3	Seg. 4	Seg. 5	Lap Time	km/h	Local Time
1	38.466	8.297	12.113	34.181	28.197	1'57.277	170.0	11:32'06.946
2	39.782	8.095	11.260	32.922	27.534	1'58.277	173.7	11:34'05.223
3	39.889	9.623	12.401	32.290	27.864	2'01.960	141.3	11:36'07.183
4	37.887	8.493	11.762	33.269	27.955	2'01.368	167.1	11:38'08.551
5	37.887	8.137	11.137	31.938	27.301	1'56.400	172.0	11:40'04.951
6	37.700	8.068	11.253	32.916	27.330	1'57.267	174.8	11:42'02.218
7	37.216	8.277	11.054	32.010	27.249	1'55.806	169.8	11:43'58.024
8	37.917	8.410	11.296	32.271	27.362	1'57.256	167.6	11:45'55.280

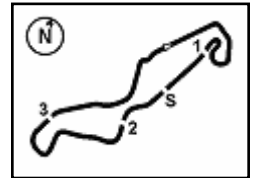
11° 33 D. VALLE (1'56.427)								
Lap	Seg. 1	Seg. 2	Seg. 3	Seg. 4	Seg. 5	Lap Time	km/h	Local Time
1	39.048	8.479	11.775	34.196	28.077	1'59.717	166.9	11:33'01.787
2	37.765	8.892	11.565	32.772	27.440	1'59.717	154.4	11:35'01.504
3	38.018	8.361	11.215	32.566	27.583	1'57.743	167.2	11:38'55.674
4	39.365	8.419	11.323	32.875	27.781	1'59.763	162.9	11:40'55.437
5	38.247	8.397	11.189	32.519	28.860	1'59.212	164.0	11:42'54.649
6	38.210	8.178	11.437	32.424	27.464	1'57.713	167.3	11:44'52.362
7	38.007	8.289	11.158	32.729	27.473	1'57.656	167.8	11:46'50.018

5° 35 A. TRIGLIA (1'55.834)								
Lap	Seg. 1	Seg. 2	Seg. 3	Seg. 4	Seg. 5	Lap Time	km/h	Local Time
1	38.369	8.254	12.070	34.008	27.806	1'58.030	174.7	11:32'04.360
2	38.167	8.243	11.107	32.505	27.806	1'58.030	174.7	11:34'02.390
3	38.350	8.384	11.109	32.449	27.502	1'57.611	171.5	11:36'00.001
4	37.850	8.446	11.379	32.961	29.288	2'00.424	170.6	11:38'00.425
5	37.684	8.381	11.356	32.667	28.038	1'58.126	170.9	11:39'58.551
6	37.803	8.510	11.363	32.304	27.830	1'57.810	169.0	11:41'56.361
7	39.216	8.926	11.940	34.401	29.680	2'04.163	162.9	11:44'00.524
8	37.345	8.173	11.008	31.764	27.544	1'55.834	176.1	11:45'56.358

12° 87 A. LICCIARDI (1'56.704)								
Lap	Seg. 1	Seg. 2	Seg. 3	Seg. 4	Seg. 5	Lap Time	km/h	Local Time
1	38.508	8.283	12.077	34.332	28.463	1'58.077	174.7	11:32'05.153
2	38.554	8.185	11.517	32.344	27.523	1'58.077	176.8	11:34'03.230
3	38.554	8.359	11.457	32.302	27.368	1'58.040	172.6	11:36'01.270
4	37.923	8.248	11.455	34.885	30.947	2'03.458	175.5	11:38'04.728
5	45.341	9.996	13.945	36.913	29.013	2'15.208	136.0	11:40'19.936
6	37.923	8.256	11.278	32.051	27.307	1'56.815	172.4	11:42'16.751
7	37.449	8.047	11.293	32.267	27.786	1'56.842	178.7	11:44'13.593
8	37.618	8.219	11.168	31.989	27.710	1'56.704	172.6	11:46'10.297

6° 51 G. VAN STRAALLEN (1'55.947)								
Lap	Seg. 1	Seg. 2	Seg. 3	Seg. 4	Seg. 5	Lap Time	km/h	Local Time
1	38.700	8.272	11.946	34.094	29.147	1'57.175	173.5	11:32'05.955
2	37.112	8.100	11.221	32.869	27.249	1'58.139	173.4	11:34'04.094
3	39.316	8.369	11.112	31.912	27.442	1'58.947	169.3	11:36'00.041
4	37.562	8.360	11.335	32.818	27.877	1'59.706	168.0	11:37'59.747
5	37.562	8.928	13.657	34.286	27.810	2'02.243	137.4	11:40'01.990
6	38.243	8.342	11.240	33.152	27.754	1'58.731	167.8	11:42'00.721
7	37.715	8.188	10.992	32.452	27.873	1'57.220	171.9	11:43'57.941
8	37.998	8.377	11.170	32.641	28.042	1'58.228	167.4	11:45'56.169

13° 54 H. CABUK (1'56.761)								
Lap	Seg. 1	Seg. 2	Seg. 3	Seg. 4	Seg. 5	Lap Time	km/h	Local Time
1	38.941	8.777	12.573	35.669	28.664	1'59.362	161.3	11:33'43.341
2	38.450	8.394	11.486	32.813	27.728	1'59.362	169.6	11:35'42.703
3	37.932	8.356	11.559	32.599	27.666	1'58.630	170.2	11:37'41.333
4	38.149	8.336	11.313	32.317	27.687	1'57.585	170.2	11:39'38.918
5	37.764	8.416	11.286	32.235	27.609	1'57.695	169.0	11:41'36.613
6								



Dutch Round, 28-29-30 April 2017

World Supersport 300 - Chronological Analysis Superpole 1

15° 12 A. RUSMIPUTRO (1'57.116)								
Lap	Seg. 1	Seg. 2	Seg. 3	Seg. 4	Seg. 5	Lap Time	km/h	Local Time
1	38.687	8.320	12.972	34.533	28.099	170.8	11:32'07.520	
2	37.965	8.145	11.576	32.808	27.648	158.142	11:36'04.360	
3	37.842	8.276	11.315	33.037	28.080	158.550	11:38'02.910	
4	43.458	9.536	14.606	40.384	29.376	217.360	11:40'20.270	
5	38.003	8.317	11.200	32.187	27.421	157.128	11:42'17.398	
6	37.569	8.318	11.251	32.148	27.830	157.116	11:44'14.514	
7	37.584	8.262	11.586	32.408	27.691	157.531	11:46'12.045	

16° 84 M. CARBONERA (1'57.181)								
Lap	Seg. 1	Seg. 2	Seg. 3	Seg. 4	Seg. 5	Lap Time	km/h	Local Time
1	38.548	8.438	12.066	34.200	28.577	169.2	11:32'04.855	
2	44.667	8.249	11.390	33.183	28.174	205.663	11:36'09.102	
3	39.014	8.173	11.401	37.117	28.753	204.458	11:38'13.560	
4	38.737	8.448	11.572	34.338	28.628	201.723	11:40'15.283	
5	38.636	8.381	11.490	33.531	28.237	200.275	11:42'15.558	
6	38.282	8.137	11.270	32.498	27.654	157.841	11:44'13.399	
7	38.173	8.102	11.217	32.346	27.343	157.181	11:46'10.580	

17° 52 T. BEZUIDENHOUT (1'57.596)								
Lap	Seg. 1	Seg. 2	Seg. 3	Seg. 4	Seg. 5	Lap Time	km/h	Local Time
1	38.669	8.513	12.057	33.917	28.701	164.8	11:32'06.573	
2	38.928	8.250	11.124	32.990	27.552	158.585	11:34'05.158	
3	38.255	8.158	11.299	32.820	27.725	158.930	11:36'04.088	
4	38.359	8.232	11.514	32.911	28.107	159.019	11:38'03.107	
5	38.259	8.449	11.490	32.605	27.839	158.742	11:40'01.849	
6	38.462	8.425	11.260	32.692	27.712	158.551	11:42'00.400	
7	37.849	8.447	11.070	32.446	27.784	157.596	11:43'57.996	
8	38.259	8.335	11.225	32.478	27.371	157.668	11:45'55.664	

18° 121 K. PATOVA (1'57.619)								
Lap	Seg. 1	Seg. 2	Seg. 3	Seg. 4	Seg. 5	Lap Time	km/h	Local Time
1	38.600	8.157	11.650	34.001	28.120	176.2	11:32'05.692	
2	38.862	8.188	11.513	33.390	27.412	159.103	11:34'04.795	
3	38.862	8.321	11.751	32.653	28.611	200.198	11:36'04.993	
4	38.716	8.007	11.289	32.839	27.636	158.487	11:38'03.480	
5	38.401	8.132	11.340	32.338	27.817	158.028	11:40'01.508	
6	38.266	8.419	11.428	32.657	27.757	158.527	11:42'00.035	
7	37.892	8.376	11.292	32.202	27.893	157.655	11:43'57.690	
8	37.922	8.389	11.366	32.399	27.543	157.619	11:45'55.309	

19° 17 G. NODERER (1'57.767)								
Lap	Seg. 1	Seg. 2	Seg. 3	Seg. 4	Seg. 5	Lap Time	km/h	Local Time
1	38.673	8.244	12.053	34.267	28.960	174.8	11:32'06.336	
2	38.724	8.297	11.174	32.422	27.928	158.494	11:34'04.830	
3	38.724	8.377	11.487	32.790	28.579	159.957	11:36'04.787	
4	38.170	8.402	11.208	32.630	27.791	158.201	11:38'02.988	
5	37.995	8.491	11.255	32.867	28.158	158.766	11:40'01.754	
6	38.329	8.517	11.297	32.678	28.140	158.961	11:42'00.715	
7	38.276	8.415	11.221	32.582	27.585	157.767	11:44'03.428	
8	37.964	8.415	11.221	32.582	27.585	157.767	11:46'01.195	

20° 130 R. FERREIRA (1'57.902)								
Lap	Seg. 1	Seg. 2	Seg. 3	Seg. 4	Seg. 5	Lap Time	km/h	Local Time
1	39.180	8.372	12.466	33.734	28.244	170.8	11:32'06.895	
2	38.647	8.340	11.694	32.607	27.696	159.517	11:34'06.412	
3	38.647	8.332	11.768	32.488	28.147	159.382	11:36'05.794	
4	38.469	8.316	11.233	32.425	27.972	158.415	11:38'04.209	
5	38.997	8.311	11.303	32.581	28.256	159.448	11:40'03.657	
6	38.419	8.436	11.358	33.155	27.902	159.270	11:42'02.927	
7	37.987	8.415	11.299	32.019	28.182	157.902	11:44'00.829	
8	38.636	8.364	11.317	32.784	28.205	159.306	11:46'00.135	

21° 14 E. DE LA VEGA (1'58.021)								
Lap	Seg. 1	Seg. 2	Seg. 3	Seg. 4	Seg. 5	Lap Time	km/h	Local Time
1	38.667	8.251	11.925	34.639	28.352	174.7	11:32'05.852	
2	38.996	8.241	11.717	33.029	27.435	159.089	11:34'04.941	
3	38.996	8.242	11.115	32.984	27.495	158.832	11:36'03.773	
4	38.073	8.550	11.558	32.972	28.146	159.299	11:38'03.072	
5	43.736	8.488	11.650	32.635	28.045	204.554	11:40'07.626	
6	38.709	8.492	11.180	32.964	28.280	159.625	11:42'07.251	
7	46.636	8.737	11.727	32.441	27.273	206.814	11:44'14.065	
8	37.920	8.416	11.378	32.588	27.719	158.021	11:46'12.086	

22° 62 J. SCHULTZ (1'58.050)								
Lap	Seg. 1	Seg. 2	Seg. 3	Seg. 4	Seg. 5	Lap Time	km/h	Local Time
1	38.819	8.441	12.186	34.205	28.509	170.6	11:32'07.764	
2	38.277	8.427	11.441	34.431	27.978	201.096	11:34'08.860	
3	38.277	8.335	11.383	32.296	27.759	158.050	11:36'06.910	

23° 19 E. ROVELLI (1'58.375)								
Lap	Seg. 1	Seg. 2	Seg. 3	Seg. 4	Seg. 5	Lap Time	km/h	Local Time
1	38.771	8.474	12.206	33.753	28.547	167.4	11:32'08.230	
2	38.384	8.112	11.634	32.538	28.356	159.411	11:34'07.641	
3	41.027	8.565	11.558	33.519	28.420	203.089	11:38'09.105	
4	37.943	8.165	11.597	33.355	27.837	158.897	11:40'08.002	
5	38.014	8.434	11.394	33.184	29.045	200.071	11:42'08.073	
6	43.975	9.685	12.308	32.528	28.017	206.513	11:44'14.586	
7	38.582	8.414	11.315	32.916	27.882	159.109	11:46'13.695	

24° 7 N. SETTIMO (1'58.942)								
Lap	Seg. 1	Seg. 2	Seg. 3	Seg. 4	Seg. 5	Lap Time	km/h	Local Time
1	39.909	8.802	12.642	35.784	29.481	161.9	11:32'23.171	
2	38.650	8.494	11.650	33.147	28.281	201.481	11:34'24.652	
3	38.741	8.443	11.538	33.163	28.545	200.430	11:38'24.851	
4	38.695	8.433	11.526	32.815	28.218	159.687	11:40'24.538	
5	38.664	8.440	11.558	32.639	28.165	159.466	11:42'24.004	
6	38.275	8.424	11.525	32.628	28.090	158.942	11:44'22.946	
7	38.206	8.422	11.539	32.852	28.189	159.208	11:46'22.154	

25° 21 A. BIDDLE (1'59.116)								
Lap	Seg. 1	Seg. 2	Seg. 3	Seg. 4	Seg. 5	Lap Time	km/h	Local Time
1	38.408	8.331	12.358	33.894	28.582	171.2	11:32'05.481	
2	38.455	7.992	11.657	33.181	27.878	159.116	11:34'04.597	
3	38.720	8.124	11.542	32.978	27.758	159.122	11:36'04.833	
4	38.861	8.141	11.357	33.016	27.946	159.321	11:38'03.955	
5	38.873	8.233	11.407	33.037	27.983	159.533	11:40'03.276	
6	38.687	8.086	11.638	32.983	27.881	159.275	11:42'02.809	
7	38.903	8.288	11.415	33.623	27.902	200.131	11:44'02.084	
8	38.903	8.288	11.415	33.623	27.902	200.131	11:46'02.215	

26° 11 N. CUPAIOLI (2'02.007)								
Lap	Seg. 1	Seg. 2	Seg. 3	Seg. 4	Seg. 5	Lap Time	km/h	Local Time
1	40.565	8.627	12.867	36.116	29.678	165.8	11:32'25.296	
2	40.840	8.421	11.920	35.540	29.292	205.738	11:34'31.034	
3	40.823	8.517	12.215	35.904	29.562	207.038	11:36'38.072	
4	40.032	8.469	11.862	35.683	29.330	206.167	11:38'44.239	
5	40.032	8.476	11.837	34.623	28.814	203.684	11:40'47.923	
6	40.028	8.488	11.904	34.623	29.087	204.130	11:42'52.053	
7	40.632	8.328	12.086	34.217	28.663	203.926	11:44'55.979	
8	39.337	8.416	11.534	34.274	28.446	202.007	11:46'57.986	

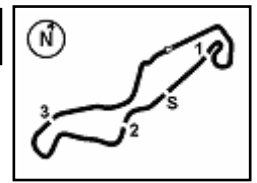
27° 27 F. ROVELLI								
Lap	Seg. 1	Seg. 2	Seg. 3	Seg. 4	Seg. 5	Lap Time	km/h	Local Time
1	44.416	8.593	11.941	33.947	28.916	163.5	11:32'17.735	
2		8.645	11.899	33.357	36.955	215.272 P	11:34'33.007	

29/04/2017

P = Pits In/Out - C = Lap-Time Cancelled

These data/results cannot be reproduced, stored and/or transmitted in whole or in part by any manner of electronic, mechanical, photocopying, recording, broadcasting or otherwise now known or herein after developed without the previous express consent by the copyright owner, except for reproduction in daily press and regular printed publications on sale to the public within 60 days of the event related to those data/results and always provided that copyright symbol appears together as follows below.

© DORNA WSBK ORGANIZATION Srl 2017

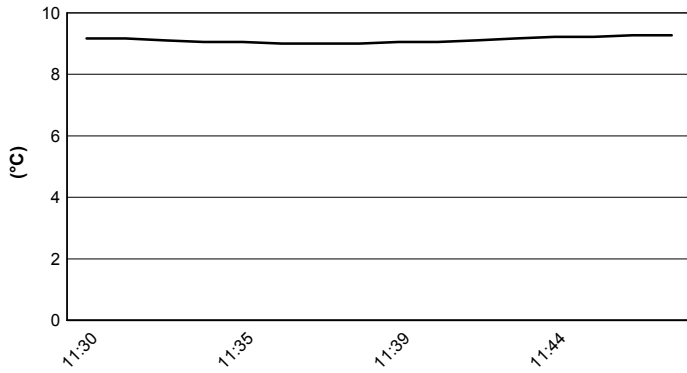


Dutch Round, 28-29-30 April 2017

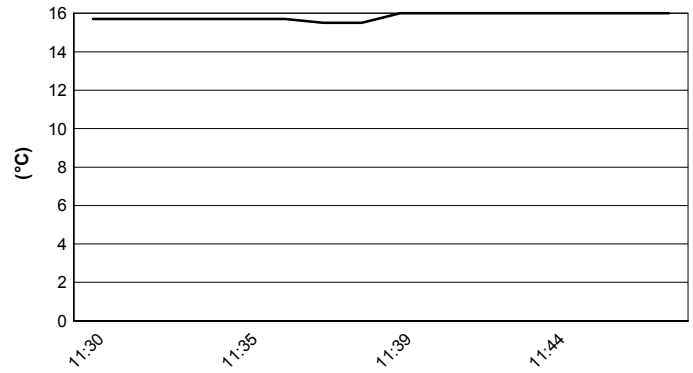
World Supersport 300 - Weather Report Superpole 1

Session started 11:30 Session ended 11:47

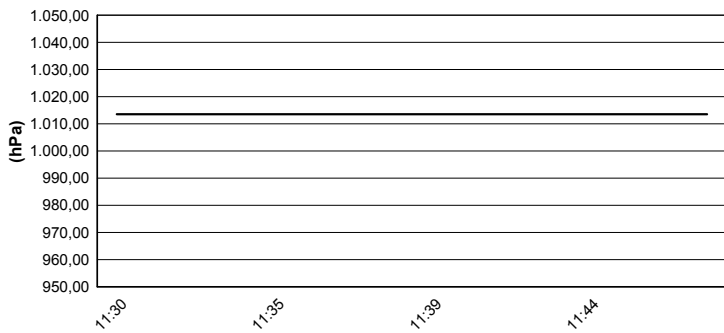
Air Temperature



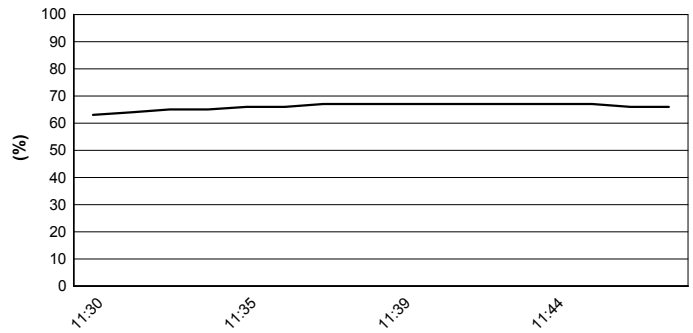
Track Temperature



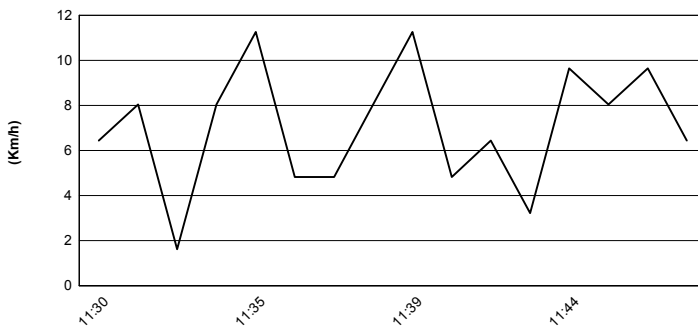
Air Pressure



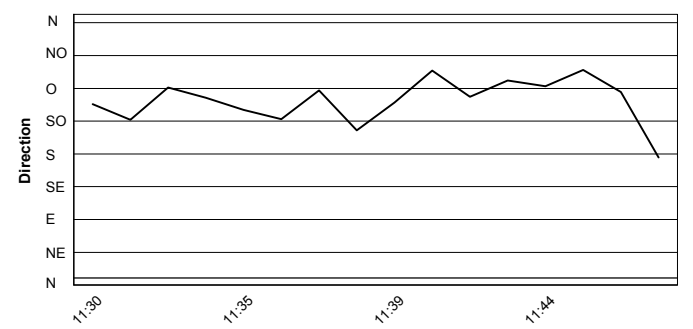
Humidity



Wind Speed



Wind Direction



29/04/2017

These data/results cannot be reproduced, stored and/or transmitted in whole or in part by any manner of electronic, mechanical, photocopying, recording, broadcasting or otherwise now known or herein after developed without the previous express consent by the copyright owner, except for reproduction in daily press and regular printed publications on sale to the public within 60 days of the event related to those data/results and always provided that copyright symbol appears together as follows below.

© DORNA WSBK ORGANIZATION Srl 2017

