

### Dutch Round, 28-29-30 April 2017

#### Superstock 1000 - Free Practices Combined Results

TT Circuit Assen 4.542 m

No.	Rider	Nat	Team	Bike	FP1	FP2	Time	Gap	Rel.	Avg	Laps
1	<b>2 R. TAMBURINI</b>	ITA	PATA Yamaha Official STK 1000 Team	Yamaha YZF R1	1'42.502	<b>1'38.103</b>	<b>1'38.103</b>			166,674	12
2	<b>12 M. RINALDI</b>	ITA	Aruba.it Racing - Junior Team	Ducati Panigale R	1'42.239	<b>1'38.207</b>	<b>1'38.207</b>	0.104	0.104	166,497	13
3	<b>4 D. DE BOER</b>	NED	Van Zon Remeha	BMW S 1000 RR	1'43.193	<b>1'38.349</b>	<b>1'38.349</b>	0.246	0.142	166,257	18
4	<b>5 M. FACCANI</b>	ITA	Althea BMW Racing Team	BMW S 1000 RR	1'41.031	<b>1'38.475</b>	<b>1'38.475</b>	0.372	0.126	166,044	19
5	<b>21 F. MARINO</b>	FRA	PATA Yamaha Official STK 1000 Team	Yamaha YZF R1		<b>1'38.623</b>	<b>1'38.623</b>	0.520	0.148	165,795	14
6	<b>55 I. MYKHALCHYK</b>	UKR	TripleM Racing	Kawasaki ZX-10RR	1'42.099	<b>1'38.839</b>	<b>1'38.839</b>	0.736	0.216	165,433	19
7	<b>11 J. GUARNONI</b>	FRA	Pedercini Racing Kawasaki	Kawasaki ZX-10RR	1'40.642	<b>1'38.893</b>	<b>1'38.893</b>	0.790	0.054	165,342	19
8	<b>7 M. FRITZ</b>	GER	Bayer-Bikerbox Yamaichi	Yamaha YZF R1	1'44.175	<b>1'38.980</b>	<b>1'38.980</b>	0.877	0.087	165,197	15
9	<b>57 M. JONES</b>	AUS	Aruba.it Racing - Junior Team	Ducati Panigale R	1'45.814	<b>1'39.041</b>	<b>1'39.041</b>	0.938	0.061	165,095	28
10	<b>54 T. RAZGATLIOGLU</b>	TUR	Kawasaki Puccetti Racing	Kawasaki ZX-10RR	1'41.759	<b>1'39.092</b>	<b>1'39.092</b>	0.989	0.051	165,010	22
11	<b>77 W. TESSELS</b>	NED	Agro On-Benjan-Kawasaki	Kawasaki ZX-10RR	1'45.013	<b>1'39.580</b>	<b>1'39.580</b>	1.477	0.488	164,202	14
12	<b>71 M. SCHEIB</b>	CHI	Nuova M2 Racing	Aprilia RSV 4 RF	1'41.974	<b>1'39.611</b>	<b>1'39.611</b>	1.508	0.031	164,151	19
13	<b>23 F. SANDI</b>	ITA	Berclaz Racing Team	BMW S 1000 RR	1'41.584	<b>1'39.626</b>	<b>1'39.626</b>	1.523	0.015	164,126	19
14	<b>19 J. PUFFE</b>	GER	Althea MF84	BMW S 1000 RR	1'41.632	<b>1'39.700</b>	<b>1'39.700</b>	1.597	0.074	164,004	24
15	<b>74 K. CALIA</b>	ITA	Phoenix Suzuki Racing	Suzuki GSX-R1000	1'43.661	<b>1'39.853</b>	<b>1'39.853</b>	1.750	0.153	163,753	20
16	<b>32 M. MOSER</b>	GER	TripleM Racing	Kawasaki ZX-10RR	1'45.640	<b>1'39.883</b>	<b>1'39.883</b>	1.780	0.030	163,704	18
17	<b>3 S. SUCHET</b>	SUI	Berclaz Racing Team	BMW S 1000 RR	1'45.064	<b>1'39.953</b>	<b>1'39.953</b>	1.850	0.070	163,589	16
18	<b>70 L. VITALI</b>	ITA	Nuova M2 Racing	Aprilia RSV 4 RF	1'43.282	<b>1'39.977</b>	<b>1'39.977</b>	1.874	0.024	163,550	14
19	<b>41 F. D'ANNUNZIO</b>	ITA	FDA Racing Team	BMW S 1000 RR	1'49.147	<b>1'40.247</b>	<b>1'40.247</b>	2.144	0.270	163,109	18
20	<b>18 R. CECCHINI</b>	ITA	DDM by BWG_Bike & Motor RT_Grimaldi	Kawasaki ZX-10RR	1'44.430	<b>1'40.350</b>	<b>1'40.350</b>	2.247	0.103	162,942	20
21	<b>87 L. MARCONI</b>	ITA	TheBlackSheepTeam	Yamaha YZF R1	1'45.483	<b>1'40.448</b>	<b>1'40.448</b>	2.345	0.098	162,783	20
22	<b>8 A. NOCCO</b>	ITA	DDM by BWG_Bike & Motor RT_Grimaldi	Kawasaki ZX-10RR	1'51.636	<b>1'40.891</b>	<b>1'40.891</b>	2.788	0.443	162,068	26
23	<b>13 F. SANCHIONI</b>	ITA	Clasitaly	BMW S 1000 RR	1'49.618	<b>1'41.042</b>	<b>1'41.042</b>	2.939	0.151	161,826	19
24	<b>90 T. FINSTERBUSCH</b>	GER	Agro On-Benjan-Kawasaki	Kawasaki ZX-10RR	1'49.588	<b>1'41.129</b>	<b>1'41.129</b>	3.026	0.087	161,687	16
25	<b>44 A. TUCCI</b>	ITA	Tucci Racing Team	Yamaha YZF R1	1'50.354	<b>1'41.220</b>	<b>1'41.220</b>	3.117	0.091	161,541	17
26	<b>34 X. PINSACH</b>	ESP	ETG Racing	Kawasaki ZX-10RR	1'46.242	<b>1'41.226</b>	<b>1'41.226</b>	3.123	0.006	161,532	20
27	<b>14 K. MANFREDI</b>	ITA	DDM by BWG_Bike & Motor RT_Grimaldi	Kawasaki ZX-10RR	1'46.828	<b>1'41.410</b>	<b>1'41.410</b>	3.307	0.184	161,239	18
28	<b>50 P. BIJSTERBOSCH</b>	NED	Team SWPN	Yamaha YZF R1	1'51.394	<b>1'41.936</b>	<b>1'41.936</b>	3.833	0.526	160,407	17
29	<b>6 E. PUSCEDDU</b>	ITA	Phoenix Suzuki Racing	Suzuki GSX-R1000	1'50.006	<b>1'41.947</b>	<b>1'41.947</b>	3.844	0.011	160,389	19
30	<b>68 G. SCOTT</b>	AUS	Agro On-Benjan-Kawasaki	Kawasaki ZX-10RR	1'45.344	<b>1'41.953</b>	<b>1'41.953</b>	3.850	0.006	160,380	18
31	<b>92 B. LEU</b>	SUI	Team Trasimeno	Yamaha YZF R1	1'47.195	<b>1'42.829</b>	<b>1'42.829</b>	4.726	0.876	159,014	25
32	<b>59 A. SCHACHT</b>	DEN	EAB Schacht Racing Team	Ducati Panigale R	1'46.598	<b>1'42.992</b>	<b>1'42.992</b>	4.889	0.163	158,762	14
33	<b>81 A. BERNARDI</b>	ITA	2R Road Racing	BMW S 1000 RR	1'50.158	<b>1'43.058</b>	<b>1'43.058</b>	4.955	0.066	158,660	22
34	<b>26 M. SBAIZ</b>	ITA	D.K.Racing	BMW S 1000 RR	2'02.001	<b>1'43.915</b>	<b>1'43.915</b>	5.812	0.857	157,352	17
35	<b>46 M. CUDEVILLE</b>	FRA	Leader Team Flembbo	Kawasaki ZX-10RR	1'53.955	<b>1'44.529</b>	<b>1'44.529</b>	6.426	0.614	156,427	19

28/04/2017

These data/results cannot be reproduced, stored and/or transmitted in whole or in part by any manner of electronic, mechanical, photocopying, recording, broadcasting or otherwise now known or herein after developed without the previous express consent by the copyright owner, except for reproduction in daily press and regular printed publications on sale to the public within 60 days of the event related to those data/results and always provided that copyright symbol appears together as follows below.

© DORNA WSBK ORGANIZATION Srl 2017

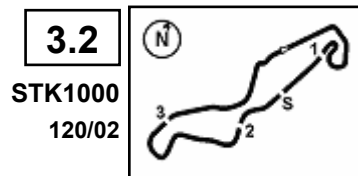
FICR PERUGIA TIMING



Official Tyre Supplier



Official Timekeeper



**3.2**  
STK1000  
120/02

### Dutch Round, 28-29-30 April 2017

#### Superstock 1000 - Results Free Practice 2nd Session

TT Circuit Assen 4.542 m

1 / 2

No.	Rider	Nat	Team	Bike	Time	Gap	Rel.	Laps	Speed	
									Avg	Max
1	2 R. TAMBURINI	ITA	PATA Yamaha Official STK 1000 Team	Yamaha YZF R1	<b>1'38.103</b>			11	166,674	<b>272,7</b>
2	12 M. RINALDI	ITA	Aruba.it Racing - Junior Team	Ducati Panigale R	<b>1'38.207</b>	0.104	0.104	10	166,497	<b>275,5</b>
3	4 D. DE BOER	NED	Van Zon Remeha	BMW S 1000 RR	<b>1'38.349</b>	0.246	0.142	13	166,257	<b>277,6</b>
4	5 M. FACCANI	ITA	Althea BMW Racing Team	BMW S 1000 RR	<b>1'38.475</b>	0.372	0.126	14	166,044	<b>276,6</b>
5	21 F. MARINO	FRA	PATA Yamaha Official STK 1000 Team	Yamaha YZF R1	<b>1'38.623</b>	0.520	0.148	14	165,795	<b>275,2</b>
6	55 I. MYKHALCHYK	UKR	TripleM Racing	Kawasaki ZX-10RR	<b>1'38.839</b>	0.736	0.216	12	165,433	<b>271,3</b>
7	11 J. GUARNONI	FRA	Pedercini Racing Kawasaki	Kawasaki ZX-10RR	<b>1'38.893</b>	0.790	0.054	12	165,342	<b>273,4</b>
8	7 M. FRITZ	GER	Bayer-Bikerbox Yamaichi	Yamaha YZF R1	<b>1'38.980</b>	0.877	0.087	13	165,197	<b>276,6</b>
9	57 M. JONES	AUS	Aruba.it Racing - Junior Team	Ducati Panigale R	<b>1'39.041</b>	0.938	0.061	16	165,095	<b>273,1</b>
10	54 T. RAZGATLIOGLU	TUR	Kawasaki Puccetti Racing	Kawasaki ZX-10RR	<b>1'39.092</b>	0.989	0.051	13	165,010	<b>272,7</b>
11	77 W. TESSELS	NED	Agro On-Benjan-Kawasaki	Kawasaki ZX-10RR	<b>1'39.580</b>	1.477	0.488	12	164,202	<b>268,3</b>
12	71 M. SCHEIB	CHI	Nuova M2 Racing	Aprilia RSV 4 RF	<b>1'39.611</b>	1.508	0.031	11	164,151	<b>263,7</b>
13	23 F. SANDI	ITA	Berclaz Racing Team	BMW S 1000 RR	<b>1'39.626</b>	1.523	0.015	13	164,126	<b>269,3</b>
14	19 J. PUFFE	GER	Althea MF84	BMW S 1000 RR	<b>1'39.700</b>	1.597	0.074	15	164,004	<b>277,3</b>
15	74 K. CALIA	ITA	Phoenix Suzuki Racing	Suzuki GSX-R1000	<b>1'39.853</b>	1.750	0.153	12	163,753	<b>269,6</b>
16	32 M. MOSER	GER	TripleM Racing	Kawasaki ZX-10RR	<b>1'39.883</b>	1.780	0.030	13	163,704	<b>262,4</b>
17	3 S. SUCHET	SUI	Berclaz Racing Team	BMW S 1000 RR	<b>1'39.953</b>	1.850	0.070	11	163,589	<b>278,0</b>
18	70 L. VITALI	ITA	Nuova M2 Racing	Aprilia RSV 4 RF	<b>1'39.977</b>	1.874	0.024	13	163,550	<b>266,6</b>
19	41 F. D'ANNUNZIO	ITA	FDA Racing Team	BMW S 1000 RR	<b>1'40.247</b>	2.144	0.270	11	163,109	<b>270,7</b>
20	18 R. CECCHINI	ITA	DDM by BWG_Bike & Motor RT_Grimaldi	Kawasaki ZX-10RR	<b>1'40.350</b>	2.247	0.103	14	162,942	<b>264,3</b>
21	87 L. MARCONI	ITA	TheBlackSheepTeam	Yamaha YZF R1	<b>1'40.448</b>	2.345	0.098	12	162,783	<b>274,1</b>
22	8 A. NOCCO	ITA	DDM by BWG_Bike & Motor RT_Grimaldi	Kawasaki ZX-10RR	<b>1'40.891</b>	2.788	0.443	15	162,068	<b>270,7</b>
23	13 F. SANCHIONI	ITA	Clasitaly	BMW S 1000 RR	<b>1'41.042</b>	2.939	0.151	15	161,826	<b>272,0</b>
24	90 T. FINSTERBUSCH	GER	Agro On-Benjan-Kawasaki	Kawasaki ZX-10RR	<b>1'41.129</b>	3.026	0.087	13	161,687	<b>268,3</b>
25	44 A. TUCCI	ITA	Tucci Racing Team	Yamaha YZF R1	<b>1'41.220</b>	3.117	0.091	13	161,541	<b>272,4</b>
26	34 X. PINSACH	ESP	ETG Racing	Kawasaki ZX-10RR	<b>1'41.226</b>	3.123	0.006	14	161,532	<b>276,2</b>
27	14 K. MANFREDI	ITA	DDM by BWG_Bike & Motor RT_Grimaldi	Kawasaki ZX-10RR	<b>1'41.410</b>	3.307	0.184	12	161,239	<b>269,3</b>
28	50 P. BIJSTERBOSCH	NED	Team SWPN	Yamaha YZF R1	<b>1'41.936</b>	3.833	0.526	12	160,407	<b>274,1</b>
29	6 E. PUSCEDDU	ITA	Phoenix Suzuki Racing	Suzuki GSX-R1000	<b>1'41.947</b>	3.844	0.011	13	160,389	<b>270,0</b>
30	68 G. SCOTT	AUS	Agro On-Benjan-Kawasaki	Kawasaki ZX-10RR	<b>1'41.953</b>	3.850	0.006	15	160,380	<b>271,3</b>
31	92 B. LEU	SUI	Team Trasimeno	Yamaha YZF R1	<b>1'42.829</b>	4.726	0.876	14	159,014	<b>270,3</b>
32	59 A. SCHACHT	DEN	EAB Schacht Racing Team	Ducati Panigale R	<b>1'42.992</b>	4.889	0.163	10	158,762	<b>263,0</b>
33	81 A. BERNARDI	ITA	2R Road Racing	BMW S 1000 RR	<b>1'43.058</b>	4.955	0.066	13	158,660	<b>265,3</b>
34	26 M. SBAIZ	ITA	D.K.Racing	BMW S 1000 RR	<b>1'43.915</b>	5.812	0.857	12	157,352	<b>266,6</b>
35	46 M. CUDEVILLE	FRA	Leader Team Flembbo	Kawasaki ZX-10RR	<b>1'44.529</b>	6.426	0.614	12	156,427	<b>268,0</b>

Qualifying Lap Time (107% of 1'38.103): 1'44.971

AIR	Humidity:	62%	Temp:	10°C
TRACK	Condition:	Dry	Temp:	19°C

Records	Pole (QP)	2015	L.Savadori	1'36.998	168,570	Km/h
	Race	2015	L.Savadori	1'37.594	167,540	Km/h
	Circuit (QP)	2015	L.Savadori	1'36.998	168,570	Km/h

28/04/2017 Start 13:45 End 14:17 The results are provisional until the end of the time limit for protests and appeals and the completion of the technical checks.

These data/results cannot be reproduced, stored and/or transmitted in whole or in part by any manner of electronic, mechanical, photocopying, recording, broadcasting or otherwise now known or herein after developed without the previous express consent by the copyright owner, except for reproduction in daily press and regular printed publications on sale to the public within 60 days of the event related to those data/results and always provided that copyright symbol appears together as follows below.

© DORNA WSBK ORGANIZATION Srl 2017

### Dutch Round, 28-29-30 April 2017

### Superstock 1000 - Results Free Practice 2nd Session

#### Session Highlights

Local Time	No. Rider	Description
13.45.00		Start
14.08.25	19 J. PUFFE	Lap Cancelled (1'40.188) - Exceeding Track Limits - Turn 17
14.11.41	70 L. VITALI	Lap Cancelled (1'39.807) - Exceeding Track Limits - Turn 17
14.17.16		End Of Session

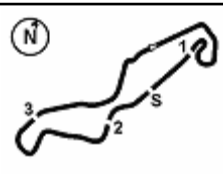
#### Fastest Laps Sequence

No.	Rider	Nat	Team	Bike	Local Time	Time	Gap	Avg
4	D. DE BOER	NED	Van Zon Remeha	BMW S 1000 RR	13:48'26.730	<b>1'40.761</b>		162,277
11	J. GUARNONI	FRA	Pedercini Racing Kawasaki	Kawasaki ZX-10RR	13:49'54.137	<b>1'40.278</b>	-0.483	163,059
4	D. DE BOER	NED	Van Zon Remeha	BMW S 1000 RR	13:50'06.563	<b>1'39.833</b>	-0.445	163,786
5	M. FACCANI	ITA	Althea BMW Racing Team	BMW S 1000 RR	13:50'36.504	<b>1'39.536</b>	-0.297	164,274
21	F. MARINO	FRA	PATA Yamaha Official STK 1000 Team	Yamaha YZF R1	13:50'48.384	<b>1'39.329</b>	-0.207	164,617
4	D. DE BOER	NED	Van Zon Remeha	BMW S 1000 RR	13:51'45.717	<b>1'39.154</b>	-0.175	164,907
12	M. RINALDI	ITA	Aruba.it Racing - Junior Team	Ducati Panigale R	13:51'47.964	<b>1'39.003</b>	-0.151	165,159
21	F. MARINO	FRA	PATA Yamaha Official STK 1000 Team	Yamaha YZF R1	13:52'27.013	<b>1'38.629</b>	-0.374	165,785
12	M. RINALDI	ITA	Aruba.it Racing - Junior Team	Ducati Panigale R	14:07'59.056	<b>1'38.464</b>	-0.165	166,063
12	M. RINALDI	ITA	Aruba.it Racing - Junior Team	Ducati Panigale R	14:09'37.351	<b>1'38.295</b>	-0.169	166,348
12	M. RINALDI	ITA	Aruba.it Racing - Junior Team	Ducati Panigale R	14:11'15.558	<b>1'38.207</b>	-0.088	166,497
2	R. TAMBURINI	ITA	PATA Yamaha Official STK 1000 Team	Yamaha YZF R1	14:15'36.492	<b>1'38.103</b>	-0.104	166,674

Start                      End                      The results are provisional until the end of the time limit for protests and appeals  
 28/04/2017              13:45                      14:17                      and the completion of the technical checks.

These data/results cannot be reproduced, stored and/or transmitted in whole or in part by any manner of electronic, mechanical, photocopying, recording, broadcasting or otherwise now known or herein after developed without the previous express consent by the copyright owner, except for reproduction in daily press and regular printed publications on sale to the public within 60 days of the event related to those data/results and always provided that copyright symbol appears together as follows below.

© DORNA WSBK ORGANIZATION Srl 2017



### Dutch Round, 28-29-30 April 2017

### Superstock 1000 - Best Sector & Speed Free Practice 2nd Session

**BEST LAP**

1	<b>2 R. TAMBURINI</b>	Yamaha YZF R1	1'38.103
2	<b>12 M. RINALDI</b>	Ducati Panigale R	1'38.207
3	<b>4 D. DE BOER</b>	BMW S 1000 RR	1'38.349
4	<b>5 M. FACCANI</b>	BMW S 1000 RR	1'38.475
5	<b>21 F. MARINO</b>	Yamaha YZF R1	1'38.623
6	<b>55 I. MYKHALCHYK</b>	Kawasaki ZX-10RR	1'38.839
7	<b>11 J. GUARNONI</b>	Kawasaki ZX-10RR	1'38.893
8	<b>7 M. FRITZ</b>	Yamaha YZF R1	1'38.980
9	<b>57 M. JONES</b>	Ducati Panigale R	1'39.041
10	<b>54 T. RAZGATLIOGLU</b>	Kawasaki ZX-10RR	1'39.092
11	<b>77 W. TESSELS</b>	Kawasaki ZX-10RR	1'39.580
12	<b>71 M. SCHEIB</b>	Aorilia RSV 4 RF	1'39.611
13	<b>23 F. SANDI</b>	BMW S 1000 RR	1'39.626
14	<b>19 J. PUFFE</b>	BMW S 1000 RR	1'39.700
15	<b>74 K. CALIA</b>	Suzuki GSX-R1000	1'39.853
16	<b>32 M. MOSER</b>	Kawasaki ZX-10RR	1'39.883
17	<b>3 S. SUCHET</b>	BMW S 1000 RR	1'39.953
18	<b>70 L. VITALI</b>	Aorilia RSV 4 RF	1'39.977
19	<b>41 F. D'ANNUNZIO</b>	BMW S 1000 RR	1'40.247
20	<b>18 R. CECCHINI</b>	Kawasaki ZX-10RR	1'40.350
21	<b>87 L. MARCONI</b>	Yamaha YZF R1	1'40.448
22	<b>8 A. NOCCO</b>	Kawasaki ZX-10RR	1'40.891
23	<b>13 F. SANCHIONI</b>	BMW S 1000 RR	1'41.042
24	<b>90 T. FINSTERBUSCH</b>	Kawasaki ZX-10RR	1'41.129
25	<b>44 A. TUCCI</b>	Yamaha YZF R1	1'41.220
26	<b>34 X. PINSACH</b>	Kawasaki ZX-10RR	1'41.226
27	<b>14 K. MANFREDI</b>	Kawasaki ZX-10RR	1'41.410
28	<b>50 P. BIJSTERBOSCH</b>	Yamaha YZF R1	1'41.936
29	<b>6 E. PUSCEDDU</b>	Suzuki GSX-R1000	1'41.947
30	<b>68 G. SCOTT</b>	Kawasaki ZX-10RR	1'41.953
31	<b>92 B. LEU</b>	Yamaha YZF R1	1'42.829
32	<b>59 A. SCHACHT</b>	Ducati Panigale R	1'42.992
33	<b>81 A. BERNARDI</b>	BMW S 1000 RR	1'43.058
34	<b>26 M. SBAIZ</b>	BMW S 1000 RR	1'43.915
35	<b>46 M. CUDEVILLE</b>	Kawasaki ZX-10RR	1'44.529

**SPEED**

1	<b>3 S. SUCHET</b>	BMW S 1000 RR	278.0
2	<b>4 D. DE BOER</b>	BMW S 1000 RR	277.6
3	<b>19 J. PUFFE</b>	BMW S 1000 RR	277.3
4	<b>5 M. FACCANI</b>	BMW S 1000 RR	276.6
5	<b>7 M. FRITZ</b>	Yamaha YZF R1	276.6
6	<b>34 X. PINSACH</b>	Kawasaki ZX-10RR	276.2
7	<b>12 M. RINALDI</b>	Ducati Panigale R	275.5
8	<b>21 F. MARINO</b>	Yamaha YZF R1	275.2
9	<b>87 L. MARCONI</b>	Yamaha YZF R1	274.1
10	<b>50 P. BIJSTERBOSCH</b>	Yamaha YZF R1	274.1
11	<b>11 J. GUARNONI</b>	Kawasaki ZX-10RR	273.4
12	<b>57 M. JONES</b>	Ducati Panigale R	273.1
13	<b>54 T. RAZGATLIOGLU</b>	Kawasaki ZX-10RR	272.7
14	<b>2 R. TAMBURINI</b>	Yamaha YZF R1	272.7
15	<b>44 A. TUCCI</b>	Yamaha YZF R1	272.4
16	<b>13 F. SANCHIONI</b>	BMW S 1000 RR	272.0
17	<b>68 G. SCOTT</b>	Kawasaki ZX-10RR	271.3
18	<b>55 I. MYKHALCHYK</b>	Kawasaki ZX-10RR	271.3
19	<b>8 A. NOCCO</b>	Kawasaki ZX-10RR	270.7
20	<b>41 F. D'ANNUNZIO</b>	BMW S 1000 RR	270.7
21	<b>92 B. LEU</b>	Yamaha YZF R1	270.3
22	<b>6 E. PUSCEDDU</b>	Suzuki GSX-R1000	270.0
23	<b>74 K. CALIA</b>	Suzuki GSX-R1000	269.6
24	<b>14 K. MANFREDI</b>	Kawasaki ZX-10RR	269.3
25	<b>23 F. SANDI</b>	BMW S 1000 RR	269.3
26	<b>90 T. FINSTERBUSCH</b>	Kawasaki ZX-10RR	268.3
27	<b>77 W. TESSELS</b>	Kawasaki ZX-10RR	268.3
28	<b>46 M. CUDEVILLE</b>	Kawasaki ZX-10RR	268.0
29	<b>70 L. VITALI</b>	Aorilia RSV 4 RF	266.6
30	<b>26 M. SBAIZ</b>	BMW S 1000 RR	266.6
31	<b>81 A. BERNARDI</b>	BMW S 1000 RR	265.3
32	<b>18 R. CECCHINI</b>	Kawasaki ZX-10RR	264.3
33	<b>71 M. SCHEIB</b>	Aorilia RSV 4 RF	263.7
34	<b>59 A. SCHACHT</b>	Ducati Panigale R	263.0
35	<b>32 M. MOSER</b>	Kawasaki ZX-10RR	262.4

**SEG. 1**

1	<b>12 M. RINALDI</b>	32.156
2	<b>5 M. FACCANI</b>	32.182
3	<b>4 D. DE BOER</b>	32.200
4	<b>21 F. MARINO</b>	32.231
5	<b>2 R. TAMBURINI</b>	32.262
6	<b>55 I. MYKHALCHYK</b>	32.389
7	<b>11 J. GUARNONI</b>	32.470
8	<b>57 M. JONES</b>	32.529
9	<b>54 T. RAZGATLIOGLU</b>	32.567
10	<b>7 M. FRITZ</b>	32.606
11	<b>71 M. SCHEIB</b>	32.615
12	<b>70 L. VITALI</b>	32.647
13	<b>41 F. D'ANNUNZIO</b>	32.709
14	<b>3 S. SUCHET</b>	32.764
15	<b>77 W. TESSELS</b>	32.770
16	<b>19 J. PUFFE</b>	32.828
17	<b>74 K. CALIA</b>	32.832
18	<b>18 R. CECCHINI</b>	32.883
19	<b>23 F. SANDI</b>	32.933
20	<b>44 A. TUCCI</b>	32.946
21	<b>87 L. MARCONI</b>	32.965
22	<b>32 M. MOSER</b>	33.003
23	<b>8 A. NOCCO</b>	33.033
24	<b>13 F. SANCHIONI</b>	33.180
25	<b>90 T. FINSTERBUSCH</b>	33.217
26	<b>34 X. PINSACH</b>	33.387
27	<b>6 E. PUSCEDDU</b>	33.501
28	<b>50 P. BIJSTERBOSCH</b>	33.505
29	<b>14 K. MANFREDI</b>	33.531
30	<b>68 G. SCOTT</b>	33.598
31	<b>59 A. SCHACHT</b>	33.721
32	<b>92 B. LEU</b>	33.755
33	<b>81 A. BERNARDI</b>	33.775
34	<b>26 M. SBAIZ</b>	34.028
35	<b>46 M. CUDEVILLE</b>	34.048

**SEG. 2**

1	<b>4 D. DE BOER</b>	5.288
2	<b>7 M. FRITZ</b>	5.301
3	<b>19 J. PUFFE</b>	5.304
4	<b>23 F. SANDI</b>	5.313
5	<b>57 M. JONES</b>	5.315
6	<b>3 S. SUCHET</b>	5.316
7	<b>12 M. RINALDI</b>	5.327
8	<b>50 P. BIJSTERBOSCH</b>	5.330
9	<b>54 T. RAZGATLIOGLU</b>	5.331
10	<b>5 M. FACCANI</b>	5.334
11	<b>2 R. TAMBURINI</b>	5.342
12	<b>21 F. MARINO</b>	5.345
13	<b>68 G. SCOTT</b>	5.352
14	<b>13 F. SANCHIONI</b>	5.358
15	<b>90 T. FINSTERBUSCH</b>	5.372
16	<b>14 K. MANFREDI</b>	5.377
17	<b>44 A. TUCCI</b>	5.381
18	<b>34 X. PINSACH</b>	5.383
19	<b>41 F. D'ANNUNZIO</b>	5.391
20	<b>87 L. MARCONI</b>	5.392
21	<b>18 R. CECCHINI</b>	5.400
22	<b>8 A. NOCCO</b>	5.403
23	<b>55 I. MYKHALCHYK</b>	5.405
24	<b>71 M. SCHEIB</b>	5.406
25	<b>11 J. GUARNONI</b>	5.414
26	<b>70 L. VITALI</b>	5.415
27	<b>77 W. TESSELS</b>	5.418
28	<b>74 K. CALIA</b>	5.436
29	<b>81 A. BERNARDI</b>	5.445
30	<b>92 B. LEU</b>	5.461
31	<b>6 E. PUSCEDDU</b>	5.511
32	<b>59 A. SCHACHT</b>	5.520
33	<b>81 A. BERNARDI</b>	5.529
34	<b>26 M. SBAIZ</b>	5.546
35	<b>46 M. CUDEVILLE</b>	5.566

**SEG. 3**

1	<b>12 M. RINALDI</b>	9.487
2	<b>7 M. FRITZ</b>	9.530
3	<b>21 F. MARINO</b>	9.532
4	<b>19 J. PUFFE</b>	9.532
5	<b>4 D. DE BOER</b>	9.558
6	<b>54 T. RAZGATLIOGLU</b>	9.560
7	<b>2 R. TAMBURINI</b>	9.562
8	<b>5 M. FACCANI</b>	9.574
9	<b>55 I. MYKHALCHYK</b>	9.576
10	<b>11 J. GUARNONI</b>	9.582
11	<b>77 W. TESSELS</b>	9.600
12	<b>23 F. SANDI</b>	9.606
13	<b>74 K. CALIA</b>	9.619
14	<b>57 M. JONES</b>	9.646
15	<b>32 M. MOSER</b>	9.662
16	<b>13 F. SANCHIONI</b>	9.722
17	<b>18 R. CECCHINI</b>	9.736
18	<b>87 L. MARCONI</b>	9.738
19	<b>3 S. SUCHET</b>	9.743
20	<b>71 M. SCHEIB</b>	9.798
21	<b>34 X. PINSACH</b>	9.799
22	<b>8 A. NOCCO</b>	9.826
23	<b>70 L. VITALI</b>	9.838
24	<b>90 T. FINSTERBUSCH</b>	9.841
25	<b>41 F. D'ANNUNZIO</b>	9.846
26	<b>14 K. MANFREDI</b>	9.864
27	<b>68 G. SCOTT</b>	9.868
28	<b>44 A. TUCCI</b>	9.934
29	<b>92 B. LEU</b>	9.939
30	<b>50 P. BIJSTERBOSCH</b>	9.947
31	<b>6 E. PUSCEDDU</b>	9.974
32	<b>59 A. SCHACHT</b>	10.089
33	<b>81 A. BERNARDI</b>	10.175
34	<b>26 M. SBAIZ</b>	10.220
35	<b>46 M. CUDEVILLE</b>	10.384

**SEG. 4**

1	<b>2 R. TAMBURINI</b>	28.159
2	<b>55 I. MYKHALCHYK</b>	28.250
3	<b>4 D. DE BOER</b>	28.357
4	<b>12 M. RINALDI</b>	28.367
5	<b>11 J. GUARNONI</b>	28.384
6	<b>57 M. JONES</b>	28.438
7	<b>5 M. FACCANI</b>	28.443
8	<b>21 F. MARINO</b>	28.462
9	<b>71 M. SCHEIB</b>	28.542
10	<b>70 L. VITALI</b>	28.552
11	<b>7 M. FRITZ</b>	28.566
12	<b>77 W. TESSELS</b>	28.605
13	<b>23 F. SANDI</b>	28.608
14	<b>32 M. MOSER</b>	28.645
15	<b>54 T. RAZGATLIOGLU</b>	28.670
16	<b>19 J. PUFFE</b>	28.673
17	<b>87 L. MARCONI</b>	28.753
18	<b>41 F. D'ANNUNZIO</b>	28.773
19	<b>74 K. CALIA</b>	28.778
20	<b>3 S. SUCHET</b>	28.846
21	<b>18 R. CECCHINI</b>	28.902
22	<b>13 F. SANCHIONI</b>	29.048
23	<b>44 A. TUCCI</b>	29.055
24	<b>34 X. PINSACH</b>	29.103
25	<b>8 A. NOCCO</b>	29.110
26	<b>90 T. FINSTERBUSCH</b>	29.144
27	<b>14 K. MANFREDI</b>	29.197
28	<b>6 E. PUSCEDDU</b>	29.232
29	<b>50 P. BIJSTERBOSCH</b>	29.271
30	<b>59 A. SCHACHT</b>	29.316
31	<b>68 G. SCOTT</b>	29.325
32	<b>92 B. LEU</b>	29.458
33	<b>26 M. SBAIZ</b>	29.500
34	<b>81 A. BERNARDI</b>	29.598
35	<b>46 M. CUDEVILLE</b>	29.911

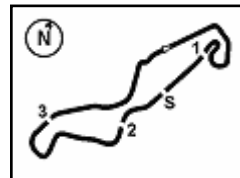
**SEG. 5**

1	<b>5 M. FACCANI</b>	22.670
2	<b>21 F. MARINO</b>	22.729
3	<b>12 M. RINALDI</b>	22.761
4	<b>2 R. TAMBURINI</b>	22.761
5	<b>4 D. DE BOER</b>	22.762
6	<b>54 T. RAZGATLIOGLU</b>	22.821
7	<b>7 M. FRITZ</b>	22.857
8	<b>55 I. MYKHALCHYK</b>	22.943
9	<b>11 J. GUARNONI</b>	22.947
10	<b>32 M. MOSER</b>	22.948
11	<b>71 M. SCHEIB</b>	22.954
12	<b>23 F. SANDI</b>	22.977
13	<b>74 K. CALIA</b>	22.981
14	<b>57 M. JONES</b>	23.009
15	<b>77 W. TESSELS</b>	23.056
16	<b>18 R. CECCHINI</b>	23.102
17	<b>19 J. PUFFE</b>	23.121
18	<b>3 S. SUCHET</b>	23.200
19	<b>70 L. VITALI</b>	23.258
20	<b>87 L. MARCONI</b>	23.280
21	<b>8 A. NOCCO</b>	23.379
22	<b>41 F. D'ANNUNZIO</b>	23.384
23	<b>13 F. SANCHIONI</b>	23.399
24	<b>90 T. FINSTERBUSCH</b>	23.432
25	<b>14 K. MANFREDI</b>	23.441
26	<b>68 G. SCOTT</b>	23.488
27	<b>34 X. PINSACH</b>	23.506
28	<b>50 P. BIJSTERBOSCH</b>	23.534
29	<b>44 A. TUCCI</b>	23.669
30	<b>6 E. PUSCEDDU</b>	23.706
31	<b>81 A. BERNARDI</b>	23.794
32	<b>59 A. SCHACHT</b>	23.796
33	<b>92 B. LEU</b>	23.973
34	<b>46 M. CUDEVILLE</b>	24.452
35	<b>26 M. SBAIZ</b>	24.545

28/04/2017

These data/results cannot be reproduced, stored and/or transmitted in whole or in part by any manner of electronic, mechanical, photocopying, recording, broadcasting or otherwise now known or herein after developed without the previous express consent by the copyright owner, except for reproduction in daily press and regular printed publications on sale to the public within 60 days of the event related to those data/results and always provided that copyright symbol appears together as follows below.

© DORNA WSBK ORGANIZATION Srl 2017



### Dutch Round, 28-29-30 April 2017

#### Superstock 1000 - Ideal Times Free Practice 2nd Session

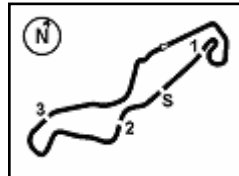
No.	Rider	Nat	Bike	Seg. 1	Seg. 2	Seg. 3	Seg. 4	Seg. 5	Ideal Time		
				Diff. 1	Diff. 2	Diff. 3	Diff. 4	Diff. 5	Best Lap	Pos.	Diff.
1	2 R. TAMBURINI	ITA	Yamaha YZF R1	32.262	5.342 0.017	9.562	<b>28.159</b>	22.761	<b>1'38.086</b> 1'38.103	1	0.017
2	12 M. RINALDI	ITA	Ducati Panigale R	<b>32.156</b>	5.327 0.019	<b>9.487</b> 0.048	28.367 0.042	22.761	<b>1'38.098</b> 1'38.207	2	0.109
3	4 D. DE BOER	NED	BMW S 1000 RR	32.200	<b>5.288</b>	9.558 0.171	28.357	22.762 0.013	<b>1'38.165</b> 1'38.349	3	0.184
4	5 M. FACCANI	ITA	BMW S 1000 RR	32.182 0.055	5.334 0.085	9.574 0.025	28.443 0.107	<b>22.670</b>	<b>1'38.203</b> 1'38.475	4	0.272
5	21 F. MARINO	FRA	Yamaha YZF R1	32.231 0.059	5.345 0.035	9.532 0.070	28.462 0.018	22.729 0.142	<b>1'38.299</b> 1'38.623	5	0.324
6	55 I. MYKHALCHYK	UKR	Kawasaki ZX-10RR	32.389	5.405	9.576	28.250 0.246	22.943 0.030	<b>1'38.563</b> 1'38.839	6	0.276
7	11 J. GUARNONI	FRA	Kawasaki ZX-10RR	32.470 0.069	5.414 0.025	9.582	28.384	22.947 0.002	<b>1'38.797</b> 1'38.893	7	0.096
8	7 M. FRITZ	GER	Yamaha YZF R1	32.606	5.301 0.088	9.530	28.566	22.857 0.032	<b>1'38.860</b> 1'38.980	8	0.120
9	57 M. JONES	AUS	Ducati Panigale R	32.529 0.045	5.315 0.047	9.646 0.012	28.438	23.009	<b>1'38.937</b> 1'39.041	9	0.104
10	54 T. RAZGATLIOGLU	TUR	Kawasaki ZX-10RR	32.567	5.331 0.054	9.560	28.670	22.821 0.089	<b>1'38.949</b> 1'39.092	10	0.143
11	71 M. SCHEIB	CHI	Aprilia RSV 4 RF	32.615 0.058	5.406 0.018	9.798 0.022	28.542	22.954 0.198	<b>1'39.315</b> 1'39.611	12	0.296
12	23 F. SANDI	ITA	BMW S 1000 RR	32.933 0.107	5.313 0.040	9.606 0.042	28.608	22.977	<b>1'39.437</b> 1'39.626	13	0.189
13	77 W. TESSELS	NED	Kawasaki ZX-10RR	32.770	5.418 0.065	9.600 0.021	28.605 0.045	23.056	<b>1'39.449</b> 1'39.580	11	0.131
14	19 J. PUFFE	GER	BMW S 1000 RR	32.828 0.026	5.304 0.013	9.532 0.044	28.673	23.121 0.159	<b>1'39.458</b> 1'39.700	14	0.242
15	74 K. CALIA	ITA	Suzuki GSX-R1000	32.832	5.436 0.029	9.619 0.011	28.778	22.981 0.167	<b>1'39.646</b> 1'39.853	15	0.207
16	70 L. VITALI	ITA	Aprilia RSV 4 RF	32.647 0.141	5.415 0.021	9.838 0.105	28.552	23.258	<b>1'39.710</b> 1'39.977	18	0.267
17	32 M. MOSER	GER	Kawasaki ZX-10RR	33.003	5.529 0.096	9.662	28.645	22.948	<b>1'39.787</b> 1'39.883	16	0.096
18	3 S. SUCHET	SUI	BMW S 1000 RR	32.764	5.316	9.743 0.027	28.846	23.200 0.057	<b>1'39.869</b> 1'39.953	17	0.084
19	18 R. CECCHINI	ITA	Kawasaki ZX-10RR	32.883	5.400 0.038	9.736 0.083	28.902	23.102 0.206	<b>1'40.023</b> 1'40.350	20	0.327
20	41 F. D'ANNUNZIO	ITA	BMW S 1000 RR	32.709	5.391 0.002	9.846 0.087	28.773 0.001	23.384 0.054	<b>1'40.103</b> 1'40.247	19	0.144
21	87 L. MARCONI	ITA	Yamaha YZF R1	32.965	5.392	9.738 0.119	28.753 0.086	23.280 0.115	<b>1'40.128</b> 1'40.448	21	0.320
22	13 F. SANCHIONI	ITA	BMW S 1000 RR	33.180 0.261	5.358 0.019	9.722 0.023	29.048	23.399 0.032	<b>1'40.707</b> 1'41.042	23	0.335
23	8 A. NOCCO	ITA	Kawasaki ZX-10RR	33.033	5.403 0.090	9.826 0.006	29.110	23.379 0.044	<b>1'40.751</b> 1'40.891	22	0.140
24	44 A. TUCCI	ITA	Yamaha YZF R1	32.946 0.065	5.381 0.032	9.934 0.138	29.055	23.669	<b>1'40.985</b> 1'41.220	25	0.235
25	90 T. FINSTERBUSCH	GER	Kawasaki ZX-10RR	33.217	5.372 0.052	9.841 0.071	29.144	23.432	<b>1'41.006</b> 1'41.129	24	0.123
26	34 X. PINSACH	ESP	Kawasaki ZX-10RR	33.387 0.039	5.383 0.009	9.799	29.103	23.506	<b>1'41.178</b> 1'41.226	26	0.048
27	14 K. MANFREDI	ITA	Kawasaki ZX-10RR	33.531	5.377	9.864	29.197	23.441	<b>1'41.410</b> 1'41.410	27	
28	50 P. BIJSTERBOSCH	NED	Yamaha YZF R1	33.505 0.103	5.330 0.063	9.947 0.070	29.271	23.534 0.113	<b>1'41.587</b> 1'41.936	28	0.349
29	68 G. SCOTT	AUS	Kawasaki ZX-10RR	33.598	5.352	9.868 0.093	29.325 0.191	23.488 0.038	<b>1'41.631</b> 1'41.953	30	0.322
30	6 E. PUSCEDDU	ITA	Suzuki GSX-R1000	33.501	5.511 0.023	9.974	29.232	23.706	<b>1'41.924</b> 1'41.947	29	0.023
31	59 A. SCHACHT	DEN	Ducati Panigale R	33.721	5.520 0.082	10.089 0.175	29.316	23.796 0.293	<b>1'42.442</b> 1'42.992	32	0.550
32	92 B. LEU	SUI	Yamaha YZF R1	33.755 0.013	5.461 0.081	9.939 0.074	29.458	23.973 0.075	<b>1'42.586</b> 1'42.829	31	0.243
33	81 A. BERNARDI	ITA	BMW S 1000 RR	33.775	5.445 0.019	10.175	29.598 0.048	23.794 0.204	<b>1'42.787</b> 1'43.058	33	0.271

28/04/2017

These data/results cannot be reproduced, stored and/or transmitted in whole or in part by any manner of electronic, mechanical, photocopying, recording, broadcasting or otherwise now known or herein after developed without the previous express consent by the copyright owner, except for reproduction in daily press and regular printed publications on sale to the public within 60 days of the event related to those data/results and always provided that copyright symbol appears together as follows below.

© DORNA WSBK ORGANIZATION Srl 2017





## Dutch Round, 28-29-30 April 2017

### Superstock 1000 - Ideal Times Free Practice 2nd Session

No.	Rider	Nat	Bike	Seg. 1	Seg. 2	Seg. 3	Seg. 4	Seg. 5	Ideal Time		
				Diff. 1	Diff. 2	Diff. 3	Diff. 4	Diff. 5	Best Lap	Pos.	Diff.
34	26 M. SBAIZ	ITA	BMW S 1000 RR	34.028	5.546 0.076	10.220	29.500	24.545	<b>1'43.839</b>	34	0.076
35	46 M. CUDEVILLE	FRA	Kawasaki ZX-10RR	34.048 0.038	5.566 0.058	10.384 0.013	29.911 0.059	24.452	<b>1'44.361</b>	35	0.168
<b>Overall Ideal Time</b>				32.156	5.288	9.487	28.159	22.670	<b>1'37.760</b>		

28/04/2017

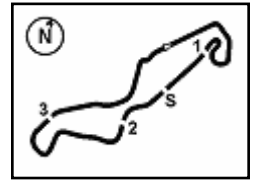
These data/results cannot be reproduced, stored and/or transmitted in whole or in part by any manner of electronic, mechanical, photocopying, recording, broadcasting or otherwise now known or herein after developed without the previous express consent by the copyright owner, except for reproduction in daily press and regular printed publications on sale to the public within 60 days of the event related to those data/results and always provided that copyright symbol appears together as follows below.

© DORNA WSBK ORGANIZATION Srl 2017





**3.5**  
STK1000  
120/02



### Dutch Round, 28-29-30 April 2017

### Superstock 1000 - Chronological Analysis Free Practice 2nd Session

TT Circuit Assen 4.542 m

1 / 4

1° 2 R. TAMBURINI (1'38.103)								
Lap	Seg. 1	Seg. 2	Seg. 3	Seg. 4	Seg. 5	Lap Time	km/h	Local Time
1	37.048	5.615	11.217	30.064	24.581	249.9	13:47'27.560	
2	33.585	5.476	10.017	28.803	23.304	269.0	13:49'12.208	
3	32.707	5.403	9.703	29.850	23.890	270.7	13:50'54.639	
4	32.444	5.430	9.637	28.403	23.133	269.0	13:52'33.949	
5	35.451	5.423	9.592	28.412	23.178	267.3	13:54'12.998	
6	34'43.882	5.404	10.694	29.778	34.269	266.6	13:56'08.594	
7	32.478	5.388	10.154	28.942	23.609	272.0	14:01'00.569	
8	33.926	5.382	9.757	28.409	22.989	270.7	14:02'39.584	
9	6'36.491	5.429	10.702	30.289	35.056	259.2	14:04'34.986	
10	32.381	5.469	10.272	29.346	23.371	268.6	14:12'19.935	
11	<b>32.262</b>	<b>5.342</b>	<b>9.627</b>	<b>28.193</b>	<b>22.911</b>	<b>272.7</b>	<b>14:13'58.389</b>	
		5.359	<b>9.562</b>	<b>28.159</b>	<b>22.761</b>	<b>1'38.103</b>	<b>272.7</b>	14:15'36.492

2° 12 M. RINALDI (1'38.207)								
Lap	Seg. 1	Seg. 2	Seg. 3	Seg. 4	Seg. 5	Lap Time	km/h	Local Time
1	32.762	5.434	10.375	29.315	23.774	268.0	13:48'28.990	
2	32.408	5.379	9.784	28.390	23.656	272.4	13:50'08.961	
3	32.170	5.367	9.782	28.417	23.029	273.8	13:51'47.964	
4	32.818	5.352	9.723	28.376	23.030	274.5	13:53'26.615	
5	8'12.658	5.403	10.938	29.949	34.413	207.1	13:55'21.196	
6	32.641	5.403	9.911	28.992	23.367	269.3	14:04'41.527	
7	32.261	5.360	9.645	28.472	22.947	273.8	14:06'20.592	
8	32.180	5.334	<b>9.487</b>	28.404	22.978	275.2	14:07'59.056	
9	<b>32.156</b>	<b>5.327</b>	<b>9.530</b>	<b>28.367</b>	<b>22.891</b>	<b>1'38.295</b>	<b>275.5</b>	14:09'37.351
10	33.273	5.346	9.535	28.409	<b>22.761</b>	<b>1'38.207</b>	<b>274.5</b>	14:11'15.558
		5.535	10.106	29.680	34.136	<b>1'52.730</b>	<b>266.6</b>	14:13'08.288

3° 4 D. DE BOER (1'38.349)								
Lap	Seg. 1	Seg. 2	Seg. 3	Seg. 4	Seg. 5	Lap Time	km/h	Local Time
1	32.958	5.402	10.465	29.829	23.614	267.0	13:46'45.969	
2	32.580	5.402	9.986	29.097	23.318	270.7	13:48'26.730	
3	32.400	5.437	9.770	28.920	23.126	269.3	13:50'06.563	
4	32.767	5.396	9.640	28.790	22.928	273.1	13:51'45.717	
5	4'08.588	5.496	10.277	30.705	33.246	265.0	13:53'38.208	
6	32.353	5.485	10.604	29.382	23.601	265.6	13:58'55.868	
7	32.363	5.397	9.788	28.718	22.970	268.6	14:00'35.094	
8	32.363	5.416	9.703	31.423	30.852	266.0	14:02'24.851	
9	32.393	5.395	9.791	28.976	23.130	269.3	14:04'16.181	
10	33.489	5.395	9.791	28.976	23.130	269.3	14:05'55.866	
11	3'22.920	5.425	10.142	29.475	34.086	270.7	14:07'48.483	
12	32.215	5.425	10.142	29.475	34.086	270.7	14:12'21.300	
13	<b>32.200</b>	<b>5.371</b>	<b>9.558</b>	<b>28.524</b>	<b>22.762</b>	<b>1'38.430</b>	<b>271.0</b>	14:13'59.730
		5.288	9.729	<b>28.357</b>	<b>22.775</b>	<b>1'38.349</b>	<b>277.6</b>	14:15'38.079

4° 5 M. FACCANI (1'38.475)								
Lap	Seg. 1	Seg. 2	Seg. 3	Seg. 4	Seg. 5	Lap Time	km/h	Local Time
1	33.734	5.532	10.651	30.542	24.305	268.3	13:47'15.226	
2	32.717	5.441	9.955	29.291	23.321	272.4	13:48'56.968	
3	33.246	5.376	9.875	28.569	22.999	273.8	13:50'36.504	
4	32.869	5.344	9.854	28.648	23.066	276.2	13:52'16.662	
5	32.946	5.368	9.617	28.467	23.097	275.5	13:53'56.080	
6	32.663	5.481	9.726	28.594	23.086	271.0	13:55'35.913	
7	32.528	5.372	<b>9.574</b>	28.456	23.030	273.8	13:57'15.008	
8	<b>32.182</b>	5.334	9.877	28.628	22.936	276.6	13:58'54.311	
9	35.298	5.405	9.902	28.780	22.955	272.0	14:00'33.535	
10	6'03.009	5.438	10.271	32.299	36.594	269.3	14:02'33.435	
11	32.237	5.418	10.111	29.154	23.262	271.3	14:09'44.389	
12	32.188	5.419	9.599	28.550	<b>22.670</b>	<b>1'38.475</b>	<b>272.4</b>	14:11'22.864
13	32.188	5.354	9.649	28.535	23.001	274.8	14:13'01.591	
14	37.917	5.371	10.153	30.748	22.957	275.5	14:14'56.376	
	32.620	5.381	9.580	<b>28.443</b>	<b>22.997</b>	<b>1'39.021</b>	<b>274.5</b>	14:16'35.397

5° 21 F. MARINO (1'38.623)								
Lap	Seg. 1	Seg. 2	Seg. 3	Seg. 4	Seg. 5	Lap Time	km/h	Local Time
1	33.758	<b>5.345</b>	10.310	30.030	24.947	272.4	13:47'28.175	
2	32.563	5.381	9.730	28.804	23.207	271.7	13:49'09.055	
3	32.303	5.388	9.651	28.606	23.121	273.1	13:50'48.384	
4	33.283	5.389	9.615	<b>28.462</b>	22.860	273.4	13:52'27.013	
5	3'24.408	5.461	9.740	29.296	33.013	269.3	13:54'17.806	
6	32.295	5.434	9.793	29.232	23.129	269.3	13:58'49.802	
7	<b>32.231</b>	5.390	9.630	28.695	<b>22.729</b>	<b>1'38.739</b>	<b>272.0</b>	14:00'28.541
8	33.274	5.370	<b>9.532</b>	28.705	23.074	271.0	14:02'07.453	
9	32.383	5.456	9.566	28.792	22.962	270.3	14:03'47.503	
10	32.261	5.350	9.620	29.457	23.391	271.0	14:05'27.704	
11	32.363	5.352	9.734	29.077	23.292	275.2	14:07'07.420	
	32.621	5.372	9.621	28.604	33.523	273.4	14:08'56.903	

12	3'07.260	5.432	9.778	28.825	23.006	271.3	14:13'11.204	
13	32.290	5.380	9.602	28.820	22.871	<b>1'38.623</b>	270.7	14:14'49.827
14	32.375	5.388	9.617	28.599	22.911	1'38.890	271.7	14:16'28.717

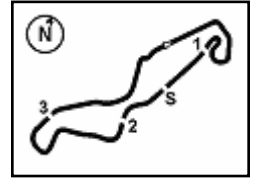
6° 55 I. MYKHALCHYK (1'38.839)								
Lap	Seg. 1	Seg. 2	Seg. 3	Seg. 4	Seg. 5	Lap Time	km/h	Local Time
1	36.433	5.566	10.144	30.834	25.738	265.6	13:50'07.527	
2	32.703	5.435	9.909	28.883	23.401	273.4	13:51'51.588	
3	33.016	5.469	9.650	28.814	23.269	267.0	13:53'31.493	
4	32.487	5.469	9.650	28.814	23.269	267.0	13:55'12.488	
5	32.442	5.522	9.885	28.915	23.657	264.3	13:55'12.488	
6	32.509	5.457	9.724	28.754	23.300	268.3	13:56'52.210	
7	37.498	5.415	9.659	28.736	24.196	271.3	13:58'32.658	
8	5'08.877	5.496	9.658	28.824	23.104	266.3	14:00'12.249	
9	32.524	5.699	10.465	30.821	36.812	258.6	14:02'13.544	
10	32.622	5.589	10.493	31.250	24.412	261.1	14:08'34.165	
11	32.452	5.423	9.772	28.565	23.210	268.3	14:10'13.659	
12	<b>32.389</b>	<b>5.405</b>	<b>9.576</b>	<b>28.496</b>	<b>22.973</b>	<b>1'38.839</b>	<b>270.3</b>	14:11'52.662
								14:13'31.944
								14:15'10.783

7° 11 J. GUARNONI (1'38.893)								
Lap	Seg. 1	Seg. 2	Seg. 3	Seg. 4	Seg. 5	Lap Time	km/h	Local Time
1	32.918	5.666	10.876	34.725	24.680	259.2	13:48'13.859	
2	40.068	5.435	9.651	28.817	23.457	273.4	13:49'54.137	
3	34.255	5.849	10.162	29.490	23.389	252.0	13:51'43.095	
4	32.728	6.933	11.054	29.086	23.336	219.1	13:53'27.759	
5	32.681	5.431	9.689	28.863	23.324	267.6	13:55'07.794	
6	32.681	5.434	9.660	28.938	23.134	271.0	13:56'47.641	
7	36.083	5.654	10.192	30.118	34.430	261.4	13:58'44.118	
8	6'37.291	5.629	10.457	29.737	23.494	262.1	14:06'30.726	
9	36.052	5.197	12.272	36.163	23.234	265.9	14:08'27.644	
10	32.539	5.439	<b>9.582</b>	<b>28.384</b>	22.949	<b>1'38.893</b>	269.3	14:10'06.537
11	43.715	6.550	10.443	29.632	23.345	240.7	14:12'00.222	
12	<b>32.470</b>	5.446	9.599	28.506	23.106	271.7	14:13'39.349	
	32.590	<b>5.414</b>	9.632	28.482	<b>22.947</b>	1'39.065	271.3	14:15'18.414

8° 7 M. FRITZ (1'38.980)								
Lap	Seg. 1	Seg. 2	Seg. 3	Seg. 4	Seg. 5	Lap Time	km/h	Local Time
1	33.609	5.550	10.627	29.816	23.681	264.3	13:47'59.100	
2	32.984	5.442	10.017	29.178	23.308	270.7	13:49'40.654	
3	32.989	5.421	9.857	29.138	23.201	274.1	13:51'21.255	
4	33.259	5.447	10.652	30.957	23.953	265.6	13:53'05.253	
5	33.303	5.441	9.835	29.159	23.355	267.3	13:54'46.302	
6	33.017	5.414	9.962	29.099	23.238	275.5	13:56'27.318	
7	33.174	5.406	9.791	28.895	23.238	273.8	13:58'07.665	
8	33.109	5.395	9.809	29.106	23.292	275.5	13:59'48.441	
9	36.105	5.386	9.785	29.070	23.254	275.2	14:01'29.045	
10	7'02.700	5.533	10.334	29.791	35.270	269.0	14:03'26.078	
11	32.853	6.276	10.472	28.968	23.270	239.1	14:11'37.764	
12	<b>32.606</b>	<b>5.301</b>	9.645	28.621	<b>22.857</b>	<b>1'39.277</b>	<b>276.6</b>	14:13'17.041
13	34.660	5.389	<b>9.530</b>	<b>28.566</b>	22.889	<b>1'38.980</b>	268	



**3.5**  
STK1000  
120/02



TT Circuit Assen 4.542 m

### Dutch Round, 28-29-30 April 2017

### Superstock 1000 - Chronological Analysis Free Practice 2nd Session

2 / 4

11° 77 W. TESSELS (1'39.580)								
Lap	Seg. 1	Seg. 2	Seg. 3	Seg. 4	Seg. 5	Lap Time	km/h	Local Time
1	33.923	5.575	10.220	29.565	24.038	261.8	13:47'28.608	
2	33.213	5.502	9.921	28.841	23.704	1'41.181	263.7	13:50'52.123
3	35.389	5.839	10.395	29.394	35.183	1'56.200 P	247.0	13:52'48.323
4	2'47.359	5.902	11.362	32.153	23.744	4'00.520 P	249.3	13:56'48.843
5	34.111	5.591	10.065	29.551	35.888	1'55.206 P	260.8	13:58'44.049
6	5'30.479	5.553	9.859	29.015	23.695	6'38.601 P	263.0	14:05'22.650
7	33.740	5.491	9.678	28.711	23.225	1'40.845	264.3	14:07'03.495
8	32.821	5.484	9.736	28.652	23.424	1'40.117	267.3	14:08'43.612
9	<b>32.770</b>	5.483	9.621	28.650	<b>23.056</b>	<b>1'39.580</b>	267.3	14:10'23.192
10	32.908	5.448	9.758	<b>28.605</b>	23.154	1'39.873	267.6	14:12'03.065
11	32.818	5.436	9.653	28.619	23.464	1'39.990	267.6	14:13'43.055
12	32.797	<b>5.418</b>	<b>9.600</b>	28.673	23.298	1'39.786	<b>268.3</b>	14:15'22.841

12° 71 M. SCHEIB (1'39.611)								
Lap	Seg. 1	Seg. 2	Seg. 3	Seg. 4	Seg. 5	Lap Time	km/h	Local Time
1	33.699	5.548	10.899	31.413	24.603	241.0	13:48'10.898	
2	33.405	5.435	9.892	29.167	23.548	1'41.447	263.0	13:51'35.471
3	33.011	5.490	10.218	29.038	23.443	1'41.200	249.3	13:53'16.671
4	32.867	5.442	10.158	28.937	23.408	1'40.812	262.4	13:54'57.483
5	42.326	6.640	10.580	30.091	37.271	2'06.908 P	221.4	13:57'04.391
6	8'48.063	5.562	10.849	30.273	23.913	9'58.660 P	249.6	14:07'03.051
7	<b>32.615</b>	5.429	9.997	28.835	23.204	1'40.080	<b>263.7</b>	14:08'43.131
8	32.673	5.424	9.820	<b>28.542</b>	23.152	<b>1'39.611</b>	<b>263.7</b>	14:10'22.742
9	32.639	5.473	9.909	28.828	23.010	1'39.859	261.8	14:12'02.601
10	32.805	<b>5.406</b>	<b>9.798</b>	28.840	<b>22.954</b>	1'39.803	<b>263.7</b>	14:13'42.404
11	49.158	7.342	10.322	29.270	37.355	2'13.447 P	237.8	14:15'55.851

13° 23 F. SANDI (1'39.626)								
Lap	Seg. 1	Seg. 2	Seg. 3	Seg. 4	Seg. 5	Lap Time	km/h	Local Time
1	33.371	5.554	10.380	30.761	23.378	265.0	13:48'54.902	
2	33.256	5.376	10.018	28.635	23.110	1'40.395	266.6	13:50'35.642
3	33.941	5.449	9.907	29.004	23.371	1'41.672	266.6	13:53'57.709
4	33.208	5.348	9.983	29.130	23.118	1'40.787	260.8	13:55'38.496
5	33.124	5.357	9.722	28.941	23.190	1'40.334	265.3	13:57'18.830
6	36.192	6.019	10.167	32.489	38.330	2'03.197 P	257.1	13:59'22.027
7	3'26.158	5.541	10.260	31.076	24.563	4'37.598 P	258.3	14:03'59.625
8	33.101	5.387	<b>9.606</b>	28.719	23.009	1'39.822	266.0	14:05'39.447
9	33.040	5.353	9.648	<b>28.608</b>	<b>22.977</b>	<b>1'39.626</b>	267.3	14:07'19.073
10	33.880	5.465	10.341	29.775	34.789	1'54.250 P	265.0	14:09'13.323
11	2'51.913	5.366	9.922	28.983	23.159	3'59.343 P	264.7	14:13'12.666
12	<b>32.933</b>	<b>5.313</b>	9.654	28.749	23.204	1'39.853	<b>269.3</b>	14:14'52.519
13	33.102	5.352	9.651	30.036	24.462	1'42.603	267.3	14:16'35.122

14° 19 J. PUFFE (1'39.700)								
Lap	Seg. 1	Seg. 2	Seg. 3	Seg. 4	Seg. 5	Lap Time	km/h	Local Time
1	34.697	5.453	10.175	30.011	24.125	271.7	13:47'02.969	
2	33.796	5.345	10.139	29.722	24.074	1'43.977	275.5	13:48'46.946
3	33.306	5.385	9.794	29.221	23.675	1'41.381	274.8	13:52'10.717
4	33.813	5.407	9.779	29.462	23.287	1'41.748	271.7	13:53'52.465
5	33.188	5.397	9.690	29.240	23.430	1'40.945	272.0	13:55'33.410
6	33.055	5.379	9.725	29.192	23.342	1'40.693	274.5	13:57'14.103
7	35.737	5.411	9.833	29.280	35.339	1'55.600 P	272.0	13:59'09.703
8	4'36.829	5.415	10.135	29.348	23.304	5'45.031 P	272.4	14:04'54.734
9	33.097	5.319	9.673	28.819	23.280	1'40.188 C	276.9	14:06'34.922
10	32.957	<b>5.304</b>	9.602	28.959	23.429	1'40.251	275.9	14:08'15.173
11	33.061	5.329	9.607	28.903	23.174	1'40.074	273.1	14:09'55.247
12	34.124	5.461	9.953	29.228	23.417	1'42.183	268.0	14:11'37.430
13	32.911	5.339	9.614	29.264	<b>23.121</b>	1'40.249	274.5	14:13'17.679
14	32.854	5.317	9.576	<b>28.673</b>	<b>23.280</b>	<b>1'39.700</b>	<b>277.3</b>	14:14'57.379
15	<b>32.828</b>	5.335	<b>9.532</b>	28.729	23.378	1'39.802	276.2	14:16'37.181

15° 74 K. CALIA (1'39.853)								
Lap	Seg. 1	Seg. 2	Seg. 3	Seg. 4	Seg. 5	Lap Time	km/h	Local Time
1	34.037	5.683	10.958	30.269	25.058	227.0	13:47'38.196	
2	33.510	5.524	9.794	29.077	23.415	1'41.320	261.8	13:51'02.299
3	33.880	<b>5.436</b>	9.865	29.289	23.486	1'41.956	265.3	13:52'44.255
4	33.858	5.438	9.846	29.157	23.228	1'41.527	261.8	13:54'25.782
5	33.014	5.518	9.767	29.141	23.568	1'41.008	262.4	13:56'06.790
6	43.742	6.359	13.222	35.637	37.381	2'16.341 P	216.7	13:58'23.131
7	7'34.491	6.226	10.365	30.116	23.778	8'44.976 P	244.8	14:07'08.107
8	33.163	5.438	9.700	29.095	23.346	1'40.742	<b>269.6</b>	14:08'48.849
9	<b>32.832</b>	5.465	9.630	<b>28.778</b>	<b>23.148</b>	<b>1'39.853</b>	265.3	14:10'28.270
10	33.097	5.483	9.680	28.874	23.005	1'40.139	266.0	14:12'08.941
11	33.278	5.451	<b>9.619</b>	28.936	23.274	1'40.558	268.3	14:13'49.399
12	33.021	<b>5.436</b>	9.667	29.023	<b>22.981</b>	1'40.128	266.0	14:15'29.527

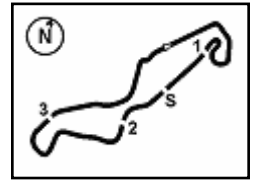
16° 32 M. MOSER (1'39.883)								
Lap	Seg. 1	Seg. 2	Seg. 3	Seg. 4	Seg. 5	Lap Time	km/h	Local Time
1	34.999	5.789	10.650	30.510	24.393	248.2	13:49'17.328	
2	34.190	5.637	9.899	29.286	23.676	1'42.688	258.3	13:52'43.941
3	33.911	5.568	10.233	29.235	23.991	1'42.938	260.2	13:54'26.879
4	34.461	5.795	9.915	28.992	23.676	1'42.839	255.2	13:56'09.718
5	33.614	<b>5.529</b>	9.801	29.223	23.527	1'41.694	<b>262.4</b>	13:57'51.412
6	34.838	5.671	10.006	29.265	37.946	1'57.726 P	251.4	13:59'49.138
7	4'02.273	5.712	10.155	29.348	23.643	5'11.131 P	254.9	14:05'00.269
8	33.563	5.580	9.821	28.794	23.229	1'40.987	261.1	14:06'41.256
9	33.442	5.592	9.949	29.094	23.482	1'41.559	257.1	14:08'22.816
10	33.497	5.596	10.060	29.112	23.971	1'42.236	261.1	14:10'05.051
11	33.396	5.793	9.767	28.894	23.335	1'41.185	257.1	14:11'46.236
12	33.602	5.869	9.736	29.200	23.908	1'42.315	253.1	14:13'28.551
13	<b>33.003</b>	5.625	<b>9.662</b>	<b>28.645</b>	<b>22.948</b>	<b>1'39.883</b>	261.1	14:15'08.434

17° 3 S. SUCHET (1'39.953)								
Lap	Seg. 1	Seg. 2	Seg. 3	Seg. 4	Seg. 5	Lap Time	km/h	Local Time
1	33.723	5.393	10.738	30.305	24.352	254.3	13:47'02.213	
2	34.007	5.373	9.907	29.587	23.742	1'43.925	258.3	13:51'01.253
3	33.605	5.452	9.831	29.376	23.789	1'42.618	275.2	13:52'28.341
4	34.883	5.346	9.897	29.282	34.769	1'54.177 P	268.3	13:54'04.571
5	7'28.248	5.899	10.357	35.000	24.540	8'44.044 P	260.8	14:02'48.615
6	33.248	5.387	9.818	29.269	23.514	1'41.236	277.3	14:04'29.851
7	32.928	5.348	<b>9.743</b>	29.146	23.417	1'40.582	274.1	14:06'10.433
8	34.138	5.416	10.253	29.966	36.843	1'56.616 P	274.1	14:08'07.409
9	2'43.352	5.472	10.362	30.782	23.456	3'53.424 P	272.7	14:12'00.473
10	<b>32.764</b>	<b>5.316</b>	9.770	<b>28.846</b>	<b>23.257</b>	<b>1'39.953</b>	<b>278.0</b>	14:13'40.426
11	32.876	5.355	9.761	28.875	<b>23.200</b>	1'40.067	268.6	14:15'20.493

18° 70 L. VITALI (1'39.977)								
Lap	Seg. 1	Seg. 2	Seg. 3	Seg. 4	Seg. 5	Lap Time	km/h	Local Time
1	34.014	5.679	10.678	31.734	24.426	245.9	13:48'10.581	
2	33.264	5.523	10.029	29.182	24.000	1'43.053	261.8	13:49'53.634
3	33.180	5.544	10.120	28.942	23.644	1'41.430	257.1	13:53'16.630
4	33.235	5.440	10.107	28.940	23.551	1'41.273	263.7	13:54'57.903
5	38.768	5.955	10.835	31.430	23.623	1'50.611	251.4	13:56'48.514
6	36.692	5.422	10.094	29.213	35.474	1'56.895 P	261.8	13:58'45.409
7	5'29.636	5.526	10.220	29.128	23.971	6'38.481 P	261.1	14:05'23.890
8	33.060	5.445	9.879	28.733	23.498	1'40.615	263.7	14:07'04.505
9	32.920	5.430	9.887	28.607	23.324	1'40.168	<b>266.6</b>	14:08'44.673
10	<b>32.647</b>	<b>5.415</b>	<b>9.838</b>	28.608	23.299	1'39.807 C	264.3	14:10'24.840
11	32.708	5.447	10.018	28.598	23.416	1'40.187	263.7	14:12'04.667
12	42.078	5.940	10.826	31.231	24.239	1'54.314	247.3	14:13'58.981
13	32.788							







## Dutch Round, 28-29-30 April 2017

### Superstock 1000 - Chronological Analysis Free Practice 2nd Session

TT Circuit Assen 4.542 m

#### 29° 6 E. PUSCEDDU (1'41.947)

Lap	Seg. 1	Seg. 2	Seg. 3	Seg. 4	Seg. 5	Lap Time	km/h	Local Time
1	34.578	6.812	11.886	30.561	24.512	1:44.108	211.2	13:47'38.662
2	33.993	5.562	10.245	29.453	23.738	1:42.991	266.6	13:51'05.761
3	34.009	5.568	10.059	29.396	23.932	1:42.964	266.3	13:52'48.725
4	45.132	6.194	11.446	32.585	29.670	2:15.027 P	233.6	13:55'03.752
5	3:23.553	5.989	11.392	38.873	25.898	4:45.705 P	249.9	13:59'49.457
6	34.306	5.549	10.185	29.888	23.995	1:43.923	265.6	14:01'33.380
7	33.691	5.566	9.997	29.414	24.167	1:42.835	263.7	14:03'16.215
8	40.229	6.956	11.843	32.072	35.637	2:06.737 P	207.1	14:05'22.952
9	2:16.894	5.576	10.206	29.705	23.952	3:26.333 P	268.6	14:08'49.285
10	33.767	5.536	10.133	29.356	23.802	1:42.594	270.0	14:10'31.879
11	33.501	5.534	9.974	29.232	23.706	1:41.947	266.6	14:12'13.826
12	47.554	7.409	11.885	33.944	25.319	2:06.111	196.5	14:14'19.937
13	33.996	5.560	10.056	29.476	23.876	1:42.964	264.3	14:16'02.901

#### 30° 68 G. SCOTT (1'41.953)

Lap	Seg. 1	Seg. 2	Seg. 3	Seg. 4	Seg. 5	Lap Time	km/h	Local Time
1	34.593	5.543	11.104	30.832	24.625	1:44.638	260.8	13:48'45.573
2	34.693	5.508	10.942	29.789	24.195	1:45.127	244.5	13:50'30.700
3	33.948	5.442	9.998	29.383	23.488	1:42.259	264.3	13:52'12.959
4	33.669	5.391	9.868	30.237	23.839	1:43.004	270.0	13:53'55.963
5	33.964	5.388	9.967	29.336	23.782	1:42.437	269.3	13:55'38.400
6	33.776	5.375	9.880	29.352	23.572	1:41.955	268.3	13:57'20.355
7	34.011	5.434	10.099	30.399	35.401	1:55.344 P	267.0	13:59'15.699
8	3:26.174	5.471	10.449	29.917	23.808	4:35.819 P	256.2	14:03'51.518
9	33.758	5.433	10.017	29.420	23.681	1:42.309	265.6	14:05'33.827
10	33.651	5.393	10.003	29.708	23.491	1:42.246	270.3	14:07'16.073
11	33.598	5.352	9.961	29.516	23.526	1:41.953	271.3	14:08'58.026
12	33.663	5.357	9.946	29.325	23.811	1:42.102	270.3	14:10'40.128
13	33.610	5.432	9.992	29.339	24.004	1:42.377	270.7	14:12'22.505
14	33.605	5.476	10.002	29.808	23.684	1:42.575	268.0	14:14'05.800
15	33.917	5.413	9.917	29.554	23.757	1:42.558	268.6	14:15'47.638

#### 31° 92 B. LEU (1'42.829)

Lap	Seg. 1	Seg. 2	Seg. 3	Seg. 4	Seg. 5	Lap Time	km/h	Local Time
1	34.710	5.461	10.628	30.629	24.686	1:44.880	270.3	13:48'36.198
2	34.310	5.526	10.263	30.005	24.158	1:44.262	270.3	13:50'20.460
3	34.259	5.550	10.205	30.141	24.356	1:44.511	268.0	13:52'04.971
4	35.222	5.864	11.247	33.025	24.445	1:49.803	253.1	13:53'54.774
5	35.700	5.511	10.069	30.012	24.146	1:45.438	270.3	13:55'40.212
6	34.252	5.482	9.939	29.653	23.973	1:43.299	269.0	13:57'23.511
7	33.852	5.508	10.125	30.912	28.112	1:48.509	269.6	13:59'12.020
8	33.834	5.522	10.271	29.568	23.978	1:43.173	268.3	14:00'55.193
9	38.548	5.759	10.412	33.015	36.419	2:04.153 P	262.4	14:02'59.346
10	4:54.581	5.577	10.507	30.001	24.203	6:04.869 P	266.3	14:09'04.215
11	33.768	5.542	10.013	29.458	24.048	1:42.829	268.0	14:10'47.044
12	36.739	5.624	10.981	32.253	24.331	1:49.928	261.1	14:12'36.972
13	33.755	5.571	10.111	29.534	24.201	1:43.172	266.6	14:14'20.144
14	34.349	5.520	10.244	29.644	24.154	1:43.911	265.6	14:16'04.055

#### 32° 59 A. SCHACHT (1'42.992)

Lap	Seg. 1	Seg. 2	Seg. 3	Seg. 4	Seg. 5	Lap Time	km/h	Local Time
1	33.970	5.583	10.910	31.351	24.527	1:43.386	263.0	13:46'49.700
2	34.736	5.570	10.220	29.592	24.500	1:44.618	261.4	13:48'33.086
3	34.583	5.574	10.295	29.538	23.796	1:43.786	259.2	13:50'17.704
4	33.721	5.602	10.264	29.316	24.089	1:42.992	256.2	13:52'01.490
5	33.842	5.606	10.234	29.570	23.887	1:43.139	259.2	13:53'44.482
6	34.503	5.622	10.621	30.418	36.643	1:57.807 P	254.9	13:55'27.621
7	12:22.808	5.691	10.618	30.153	24.529	13:33.799 P	254.6	13:57'25.428
8	34.002	5.551	10.217	29.487	24.003	1:43.260	257.7	14:00'59.227
9	34.010	5.560	10.089	29.594	23.908	1:43.161	262.1	14:12'42.487
10	33.867	5.545	10.143	29.661	23.866	1:43.082	261.1	14:14'25.648
								14:16'08.730

#### 33° 81 A. BERNARDI (1'43.058)

Lap	Seg. 1	Seg. 2	Seg. 3	Seg. 4	Seg. 5	Lap Time	km/h	Local Time
1	35.024	5.610	10.560	30.353	24.424	1:45.971	246.8	13:46'59.153
2	34.918	5.644	10.445	32.091	24.080	1:47.178	252.3	13:48'45.124
3	33.786	5.449	10.387	29.598	24.015	1:43.235	264.7	13:50'32.302
4	35.192	5.536	11.018	32.332	36.012	2:00.090 P	239.9	13:52'15.537
5	4:26.734	5.693	11.266	30.759	26.452	5:40.904 P	236.2	13:54'15.627
6	34.395	5.508	10.347	29.695	24.196	1:44.141	254.9	13:56'56.531
7	33.858	5.458	10.218	29.745	24.071	1:43.350	265.0	14:01'40.672
								14:03'24.022

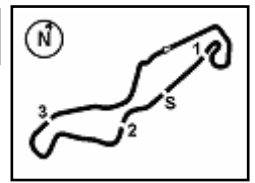
28/04/2017

P = Pits In/Out - C = Lap-Time Cancelled

These data/results cannot be reproduced, stored and/or transmitted in whole or in part by any manner of electronic, mechanical, photocopying, recording, broadcasting or otherwise now known or herein after developed without the previous express consent by the copyright owner, except for reproduction in daily press and regular printed publications on sale to the public within 60 days of the event related to those data/results and always provided that copyright symbol appears together as follows below.

© DORNA WSBK ORGANIZATION Srl 2017



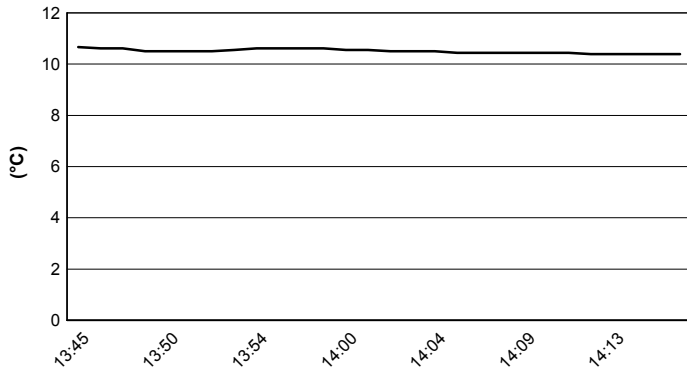


### Dutch Round, 28-29-30 April 2017

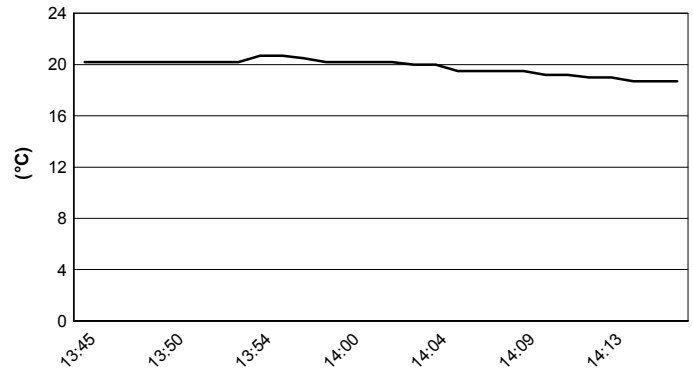
#### Superstock 1000 - Weather Report Free Practice 2nd Session

Session started 13:45      Session ended 14:17

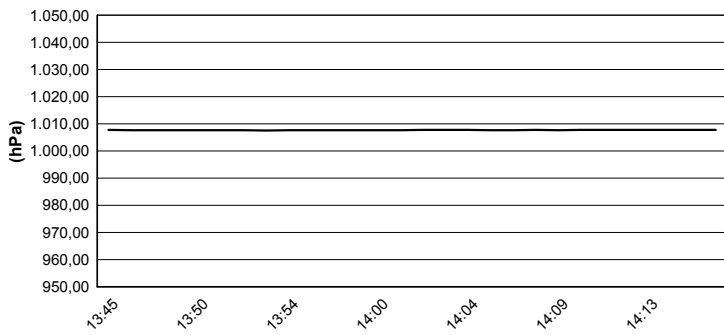
### Air Temperature



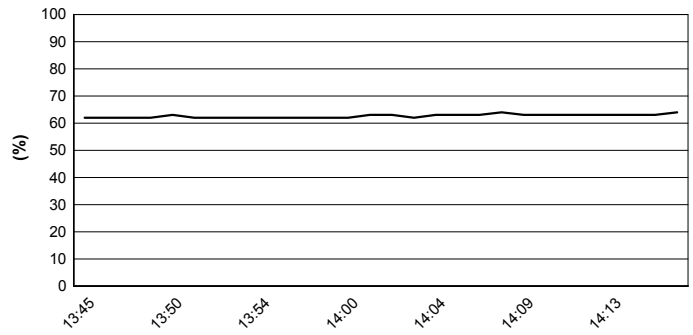
### Track Temperature



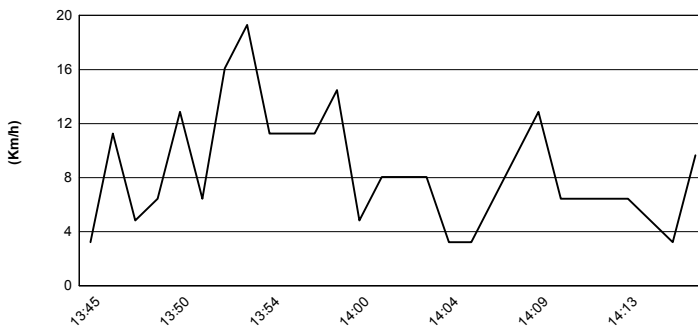
### Air Pressure



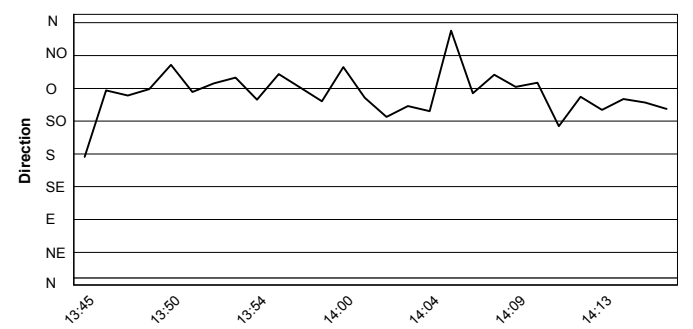
### Humidity



### Wind Speed



### Wind Direction



28/04/2017

These data/results cannot be reproduced, stored and/or transmitted in whole or in part by any manner of electronic, mechanical, photocopying, recording, broadcasting or otherwise now known or herein after developed without the previous express consent by the copyright owner, except for reproduction in daily press and regular printed publications on sale to the public within 60 days of the event related to those data/results and always provided that copyright symbol appears together as follows below.

© DORNA WSBK ORGANIZATION Srl 2017