

### Dutch Round, 28-29-30 April 2017

### Superstock 1000 - Free Practices Combined Results

TT Circuit Assen 4.542 m

No.	Rider	Nat	Team	Bike	FP1	FP2	FP3	Time	Gap	Rel.	Laps
1	<b>21 MARINO</b> Florian	FRA	PATA Yamaha Official STK 1000 Team	Yamaha YZF R1		1'38.623	<b>1'37.269</b>	<b>1'37.269</b>			25
2	<b>12 RINALDI</b> Michael Ruben	ITA	Aruba.it Racing - Junior Team	Ducati Panigale R	1'42.239	1'38.207	<b>1'37.624</b>	<b>1'37.624</b>	0.355	0.355	28
3	<b>54 RAZGATLIOGLU</b> Toprak	TUR	Kawasaki Puccetti Racing	Kawasaki ZX-10RR	1'41.759	1'39.092	<b>1'37.997</b>	<b>1'37.997</b>	0.728	0.373	35
4	<b>71 SCHEIB</b> Maximilian	CHI	Nuova M2 Racing	Aprilia RSV 4 RF	1'41.974	1'39.611	<b>1'38.075</b>	<b>1'38.075</b>	0.806	0.078	31
5	<b>2 TAMBURINI</b> Roberto	ITA	PATA Yamaha Official STK 1000 Team	Yamaha YZF R1	1'42.502	<b>1'38.103</b>	1'38.292	<b>1'38.103</b>	0.834	0.028	24
6	<b>77 TESSELS</b> Wavne	NED	Agro On-Benjan-Kawasaki	Kawasaki ZX-10RR	1'45.013	1'39.580	<b>1'38.297</b>	<b>1'38.297</b>	1.028	0.194	29
7	<b>4 DE BOER</b> Dannv	NED	Van Zon Remeha	BMW S 1000 RR	1'43.193	<b>1'38.349</b>	1'38.675	<b>1'38.349</b>	1.080	0.052	31
8	<b>57 JONES</b> Mike	AUS	Aruba.it Racing - Junior Team	Ducati Panigale R	1'45.814	1'39.041	<b>1'38.369</b>	<b>1'38.369</b>	1.100	0.020	42
9	<b>55 MYKHALCHYK</b> Illia	UKR	TripleM Racing	Kawasaki ZX-10RR	1'42.099	1'38.839	<b>1'38.395</b>	<b>1'38.395</b>	1.126	0.026	33
10	<b>5 FACCANI</b> Marco	ITA	Althea BMW Racing Team	BMW S 1000 RR	1'41.031	1'38.475	<b>1'38.438</b>	<b>1'38.438</b>	1.169	0.043	32
11	<b>23 SANDI</b> Federico	ITA	Berclaz Racing Team	BMW S 1000 RR	1'41.584	1'39.626	<b>1'38.651</b>	<b>1'38.651</b>	1.382	0.213	32
12	<b>11 GUARNONI</b> Jeremv	FRA	Pedercini Racing Kawasaki	Kawasaki ZX-10RR	1'40.642	1'38.893	<b>1'38.737</b>	<b>1'38.737</b>	1.468	0.086	32
13	<b>87 MARCONI</b> Luca	ITA	TheBlackSheepTeam	Yamaha YZF R1	1'45.483	1'40.448	<b>1'38.768</b>	<b>1'38.768</b>	1.499	0.031	32
14	<b>70 VITALI</b> Luca	ITA	Nuova M2 Racing	Aprilia RSV 4 RF	1'43.282	1'39.977	<b>1'38.785</b>	<b>1'38.785</b>	1.516	0.017	27
15	<b>19 PUFFE</b> Julian	GER	Althea MF84	BMW S 1000 RR	1'41.632	1'39.700	<b>1'38.819</b>	<b>1'38.819</b>	1.550	0.034	39
16	<b>7 FRITZ</b> Marvin	GER	Bayer-Bikerbox Yamaichi	Yamaha YZF R1	1'44.175	1'38.980	<b>1'38.958</b>	<b>1'38.958</b>	1.689	0.139	28
17	<b>41 D'ANNUNZIO</b> Federico	ITA	FDA Racing Team	BMW S 1000 RR	1'49.147	1'40.247	<b>1'38.964</b>	<b>1'38.964</b>	1.695	0.006	31
18	<b>14 MANFREDI</b> Kevin	ITA	DDM by BWG_Bike & Motor RT_Grimaldi	Kawasaki ZX-10RR	1'46.828	1'41.410	<b>1'39.091</b>	<b>1'39.091</b>	1.822	0.127	31
19	<b>3 SUCHET</b> Sebastien	SUI	Berclaz Racing Team	BMW S 1000 RR	1'45.064	1'39.953	<b>1'39.176</b>	<b>1'39.176</b>	1.907	0.085	28
20	<b>32 MOSER</b> Marc	GER	TripleM Racing	Kawasaki ZX-10RR	1'45.640	1'39.883	<b>1'39.680</b>	<b>1'39.680</b>	2.411	0.504	27
21	<b>18 CECCHINI</b> Riccardo	ITA	DDM by BWG_Bike & Motor RT_Grimaldi	Kawasaki ZX-10RR	1'44.430	1'40.350	<b>1'39.760</b>	<b>1'39.760</b>	2.491	0.080	31
22	<b>74 CALIA</b> Kevin	ITA	Phoenix Suzuki Racing	Suzuki GSX-R1000	1'43.661	<b>1'39.853</b>	1'39.965	<b>1'39.853</b>	2.584	0.093	33
23	<b>8 NOCCO</b> Alessandro	ITA	DDM by BWG_Bike & Motor RT_Grimaldi	Kawasaki ZX-10RR	1'51.636	1'40.891	<b>1'39.925</b>	<b>1'39.925</b>	2.656	0.072	40
24	<b>44 TUCCI</b> Andrea	ITA	Tucci Racing Team	Yamaha YZF R1	1'50.354	1'41.220	<b>1'39.938</b>	<b>1'39.938</b>	2.669	0.013	30
25	<b>59 SCHACHT</b> Alex	DEN	EAB Schacht Racing Team	Ducati Panigale R	1'46.598	1'42.992	<b>1'40.033</b>	<b>1'40.033</b>	2.764	0.095	28
26	<b>34 PINSACH</b> Xavier	ESP	ETG Racing	Kawasaki ZX-10RR	1'46.242	1'41.226	<b>1'40.126</b>	<b>1'40.126</b>	2.857	0.093	34
27	<b>90 FINSTERBUSCH</b> Toni	GER	Agro On-Benjan-Kawasaki	Kawasaki ZX-10RR	1'49.588	1'41.129	<b>1'40.205</b>	<b>1'40.205</b>	2.936	0.079	31
28	<b>68 SCOTT</b> Glenn	AUS	Agro On-Benjan-Kawasaki	Kawasaki ZX-10RR	1'45.344	1'41.953	<b>1'40.353</b>	<b>1'40.353</b>	3.084	0.148	33
29	<b>6 PUSCEDDU</b> Emanuele	ITA	Phoenix Suzuki Racing	Suzuki GSX-R1000	1'50.006	1'41.947	<b>1'40.472</b>	<b>1'40.472</b>	3.203	0.119	32
30	<b>50 BIJSTERBOSCH</b> Pepijn	NED	Team SWPN	Yamaha YZF R1	1'51.394	1'41.936	<b>1'40.675</b>	<b>1'40.675</b>	3.406	0.203	31
31	<b>81 BERNARDI</b> Alex	ITA	2R Road Racing	BMW S 1000 RR	1'50.158	1'43.058	<b>1'40.870</b>	<b>1'40.870</b>	3.601	0.195	35
32	<b>13 SANCHIONI</b> Federico	ITA	Clasitaly	BMW S 1000 RR	1'49.618	1'41.042	<b>1'40.987</b>	<b>1'40.987</b>	3.718	0.117	33
33	<b>26 SBAIZ</b> Marco	ITA	D.K.Racing	BMW S 1000 RR	2'02.001	1'43.915	<b>1'41.719</b>	<b>1'41.719</b>	4.450	0.732	29
34	<b>92 LEU</b> Bryan	SUI	Team Trasimeno	Yamaha YZF R1	1'47.195	1'42.829	<b>1'42.369</b>	<b>1'42.369</b>	5.100	0.650	39
35	<b>46 CUDEVILLE</b> Maxime	FRA	Leader Team Flenmbo	Kawasaki ZX-10RR	1'53.955	1'44.529	<b>1'43.118</b>	<b>1'43.118</b>	5.849	0.749	33

29/04/2017

These data/results cannot be reproduced, stored and/or transmitted in whole or in part by any manner of electronic, mechanical, photocopying, recording, broadcasting or otherwise now known or herein after developed without the previous express consent by the copyright owner, except for reproduction in daily press and regular printed publications on sale to the public within 60 days of the event related to those data/results and always provided that copyright symbol appears together as follows below.

© DORNA WSBK ORGANIZATION Srl 2017

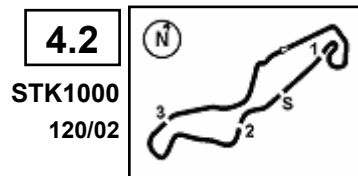
FIOR PERUGIA TIMING



Official Tyre Supplier



Official Timekeeper



**4.2**  
STK1000  
120/02

### Dutch Round, 28-29-30 April 2017

#### Superstock 1000 - Results Free Practice 3rd Session

TT Circuit Assen 4.542 m

1 / 2

No.	Rider	Nat	Team	Bike	Time	Gap	Rel.	Laps	Speed	
									Avg	Max
1	21 F. MARINO	FRA	PATA Yamaha Official STK 1000 Team	Yamaha YZF R1	<b>1'37.269</b>			11	168,103	<b>278,0</b>
2	12 M. RINALDI	ITA	Aruba.it Racing - Junior Team	Ducati Panigale R	<b>1'37.624</b>	0.355	0.355	15	167,492	<b>278,7</b>
3	54 T. RAZGATLIOGLU	TUR	Kawasaki Puccetti Racing	Kawasaki ZX-10RR	<b>1'37.997</b>	0.728	0.373	13	166,854	<b>276,2</b>
4	71 M. SCHEIB	CHI	Nuova M2 Racing	Aprilia RSV 4 RF	<b>1'38.075</b>	0.806	0.078	12	166,721	<b>266,3</b>
5	2 R. TAMBURINI	ITA	PATA Yamaha Official STK 1000 Team	Yamaha YZF R1	<b>1'38.292</b>	1.023	0.217	12	166,353	<b>277,3</b>
6	77 W. TESSELS	NED	Agro On-Benjan-Kawasaki	Kawasaki ZX-10RR	<b>1'38.297</b>	1.028	0.005	15	166,345	<b>268,0</b>
7	57 M. JONES	AUS	Aruba.it Racing - Junior Team	Ducati Panigale R	<b>1'38.369</b>	1.100	0.072	14	166,223	<b>273,8</b>
8	55 I. MYKHALCHYK	UKR	TripleM Racing	Kawasaki ZX-10RR	<b>1'38.395</b>	1.126	0.026	14	166,179	<b>274,5</b>
9	5 M. FACCANI	ITA	Althea BMW Racing Team	BMW S 1000 RR	<b>1'38.438</b>	1.169	0.043	13	166,107	<b>279,1</b>
10	23 F. SANDI	ITA	Berclaz Racing Team	BMW S 1000 RR	<b>1'38.651</b>	1.382	0.213	13	165,748	<b>272,4</b>
11	4 D. DE BOER	NED	Van Zon Remeha	BMW S 1000 RR	<b>1'38.675</b>	1.406	0.024	13	165,708	<b>275,2</b>
12	11 J. GUARNONI	FRA	Pedercini Racing Kawasaki	Kawasaki ZX-10RR	<b>1'38.737</b>	1.468	0.062	13	165,604	<b>276,9</b>
13	87 L. MARCONI	ITA	TheBlackSheepTeam	Yamaha YZF R1	<b>1'38.768</b>	1.499	0.031	12	165,552	<b>277,6</b>
14	70 L. VITALI	ITA	Nuova M2 Racing	Aprilia RSV 4 RF	<b>1'38.785</b>	1.516	0.017	13	165,523	<b>273,4</b>
15	19 J. PUFFE	GER	Althea MF84	BMW S 1000 RR	<b>1'38.819</b>	1.550	0.034	15	165,466	<b>276,9</b>
16	7 M. FRITZ	GER	Bayer-Bikerbox Yamaichi	Yamaha YZF R1	<b>1'38.958</b>	1.689	0.139	13	165,234	<b>278,7</b>
17	41 F. D'ANNUNZIO	ITA	FDA Racing Team	BMW S 1000 RR	<b>1'38.964</b>	1.695	0.006	13	165,224	<b>275,5</b>
18	14 K. MANFREDI	ITA	DDM by BWG_Bike & Motor RT_Grimaldi	Kawasaki ZX-10RR	<b>1'39.091</b>	1.822	0.127	13	165,012	<b>275,2</b>
19	3 S. SUCHET	SUI	Berclaz Racing Team	BMW S 1000 RR	<b>1'39.176</b>	1.907	0.085	12	164,871	<b>278,7</b>
20	32 M. MOSER	GER	TripleM Racing	Kawasaki ZX-10RR	<b>1'39.680</b>	2.411	0.504	9	164,037	<b>268,0</b>
21	18 R. CECCHINI	ITA	DDM by BWG_Bike & Motor RT_Grimaldi	Kawasaki ZX-10RR	<b>1'39.760</b>	2.491	0.080	11	163,905	<b>269,0</b>
22	8 A. NOCCO	ITA	DDM by BWG_Bike & Motor RT_Grimaldi	Kawasaki ZX-10RR	<b>1'39.925</b>	2.656	0.165	14	163,635	<b>274,8</b>
23	44 A. TUCCI	ITA	Tucci Racing Team	Yamaha YZF R1	<b>1'39.938</b>	2.669	0.013	13	163,613	<b>279,1</b>
24	74 K. CALIA	ITA	Phoenix Suzuki Racing	Suzuki GSX-R1000	<b>1'39.965</b>	2.696	0.027	13	163,569	<b>269,3</b>
25	59 A. SCHACHT	DEN	EAB Schacht Racing Team	Ducati Panigale R	<b>1'40.033</b>	2.764	0.068	14	163,458	<b>269,6</b>
26	34 X. PINSACH	ESP	ETG Racing	Kawasaki ZX-10RR	<b>1'40.126</b>	2.857	0.093	14	163,306	<b>280,9</b>
27	90 T. FINSTERBUSCH	GER	Agro On-Benjan-Kawasaki	Kawasaki ZX-10RR	<b>1'40.205</b>	2.936	0.079	15	163,177	<b>270,7</b>
28	68 G. SCOTT	AUS	Agro On-Benjan-Kawasaki	Kawasaki ZX-10RR	<b>1'40.353</b>	3.084	0.148	15	162,937	<b>273,4</b>
29	6 E. PUSCEDDU	ITA	Phoenix Suzuki Racing	Suzuki GSX-R1000	<b>1'40.472</b>	3.203	0.119	13	162,744	<b>273,8</b>
30	50 P. BIJSTERBOSCH	NED	Team SWPN	Yamaha YZF R1	<b>1'40.675</b>	3.406	0.203	14	162,416	<b>276,2</b>
31	81 A. BERNARDI	ITA	2R Road Racing	BMW S 1000 RR	<b>1'40.870</b>	3.601	0.195	13	162,102	<b>270,7</b>
32	13 F. SANCHIONI	ITA	Clasitaly	BMW S 1000 RR	<b>1'40.987</b>	3.718	0.117	14	161,914	<b>270,0</b>
33	26 M. SBAIZ	ITA	D.K.Racing	BMW S 1000 RR	<b>1'41.719</b>	4.450	0.732	12	160,749	<b>274,1</b>
34	92 B. LEU	SUI	Team Trasimeno	Yamaha YZF R1	<b>1'42.369</b>	5.100	0.650	14	159,728	<b>275,5</b>
35	46 M. CUDEVILLE	FRA	Leader Team Flembbo	Kawasaki ZX-10RR	<b>1'43.118</b>	5.849	0.749	14	158,568	<b>272,0</b>

Qualifying Lap Time (107% of 1'37.269): **1'44.079**

AIR	Humidity:	65%	Temp:	8°C
TRACK	Condition:	Dry	Temp:	13°C

Records	Pole (QP)	2015	L.Savadori	1'36.998	168,570	Km/h
	Race	2015	L.Savadori	1'37.594	167,540	Km/h
	Circuit (QP)	2015	L.Savadori	1'36.998	168,570	Km/h

Start 29/04/2017 09:45 End 10:17 The results are provisional until the end of the time limit for protests and appeals and the completion of the technical checks.

These data/results cannot be reproduced, stored and/or transmitted in whole or in part by any manner of electronic, mechanical, photocopying, recording, broadcasting or otherwise now known or herein after developed without the previous express consent by the copyright owner, except for reproduction in daily press and regular printed publications on sale to the public within 60 days of the event related to those data/results and always provided that copyright symbol appears together as follows below.

© DORNA WSBK ORGANIZATION Srl 2017

## Dutch Round, 28-29-30 April 2017

### Superstock 1000 - Results Free Practice 3rd Session

#### Session Highlights

Local Time	No. Rider	Description
09.45.00		Start
10.08.25	18 R. CECCHINI	On the Gravel - Re-Joined - Turn 4
10.13.16	18 R. CECCHINI	On the Gravel - Turn 7
10.13.52	18 R. CECCHINI	Re-joined
10.17.44		End Of Session

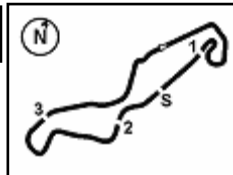
#### Fastest Laps Sequence

No.	Rider	Nat	Team	Bike	Local Time	Time	Gap	Avg
4	D. DE BOER	NED	Van Zon Remeha	BMW S 1000 RR	09:48'27.031	<b>1'40.994</b>		161,903
5	M. FACCANI	ITA	Althea BMW Racing Team	BMW S 1000 RR	09:49'22.344	<b>1'40.188</b>	-0.806	163,205
7	M. FRITZ	GER	Bayer-Bikerbox Yamaichi	Yamaha YZF R1	09:49'46.541	<b>1'40.069</b>	-0.119	163,399
12	M. RINALDI	ITA	Aruba.it Racing - Junior Team	Ducati Panigale R	09:50'01.904	<b>1'38.867</b>	-1.202	165,386
12	M. RINALDI	ITA	Aruba.it Racing - Junior Team	Ducati Panigale R	09:51'39.963	<b>1'38.059</b>	-0.808	166,749
12	M. RINALDI	ITA	Aruba.it Racing - Junior Team	Ducati Panigale R	09:53'17.622	<b>1'37.659</b>	-0.400	167,432
12	M. RINALDI	ITA	Aruba.it Racing - Junior Team	Ducati Panigale R	09:58'10.932	<b>1'37.624</b>	-0.035	167,492
21	F. MARINO	FRA	PATA Yamaha Official STK 1000 Team	Yamaha YZF R1	10:09'27.838	<b>1'37.269</b>	-0.355	168,103

Start                      End                      The results are provisional until the end of the time limit for protests and appeals  
 29/04/2017              09:45                      10:17                      and the completion of the technical checks.

These data/results cannot be reproduced, stored and/or transmitted in whole or in part by any manner of electronic, mechanical, photocopying, recording, broadcasting or otherwise now known or herein after developed without the previous express consent by the copyright owner, except for reproduction in daily press and regular printed publications on sale to the public within 60 days of the event related to those data/results and always provided that copyright symbol appears together as follows below.

© DORNA WSBK ORGANIZATION Srl 2017


**4.3**
**STK1000**
**120/02**


### Dutch Round, 28-29-30 April 2017

### Superstock 1000 - Best Sector & Speed Free Practice 3rd Session

TT Circuit Assen 4.542 m

**BEST LAP**

1	21 F. MARINO	Yamaha YZF R1	1'37.269
2	12 M. RINALDI	Ducati Panigale R	1'37.624
3	54 T. RAZGATLIOGLU	Kawasaki ZX-10RR	1'37.997
4	71 M. SCHEIB	Aorilia RSV 4 RF	1'38.075
5	2 R. TAMBURINI	Yamaha YZF R1	1'38.292
6	77 W. TESSELS	Kawasaki ZX-10RR	1'38.297
7	57 M. JONES	Ducati Panigale R	1'38.369
8	55 I. MYKHALCHYK	Kawasaki ZX-10RR	1'38.395
9	5 M. FACCANI	BMW S 1000 RR	1'38.438
10	23 F. SANDI	BMW S 1000 RR	1'38.651
11	4 D. DE BOER	BMW S 1000 RR	1'38.675
12	11 J. GUARNONI	Kawasaki ZX-10RR	1'38.737
13	87 L. MARCONI	Yamaha YZF R1	1'38.768
14	70 L. VITALI	Aorilia RSV 4 RF	1'38.785
15	19 J. PUFFE	BMW S 1000 RR	1'38.819
16	7 M. FRITZ	Yamaha YZF R1	1'38.958
17	41 F. D'ANNUNZIO	BMW S 1000 RR	1'38.964
18	14 K. MANFREDI	Kawasaki ZX-10RR	1'39.091
19	3 S. SUCHET	BMW S 1000 RR	1'39.176
20	32 M. MOSER	Kawasaki ZX-10RR	1'39.680
21	18 R. CECCHINI	Kawasaki ZX-10RR	1'39.760
22	8 A. NOCCO	Kawasaki ZX-10RR	1'39.925
23	44 A. TUCCI	Yamaha YZF R1	1'39.938
24	74 K. CALIA	Suzuki GSX-R1000	1'39.965
25	59 A. SCHACHT	Ducati Panigale R	1'40.033
26	34 X. PINSACH	Kawasaki ZX-10RR	1'40.126
27	90 T. FINSTERBUSCH	Kawasaki ZX-10RR	1'40.205
28	68 G. SCOTT	Kawasaki ZX-10RR	1'40.353
29	6 E. PUSCEDDU	Suzuki GSX-R1000	1'40.472
30	50 P. BIJSTERBOSCH	Yamaha YZF R1	1'40.675
31	81 A. BERNARDI	BMW S 1000 RR	1'40.870
32	13 F. SANCHIONI	BMW S 1000 RR	1'40.987
33	26 M. SBAIZ	BMW S 1000 RR	1'41.719
34	92 B. LEU	Yamaha YZF R1	1'42.369
35	46 M. CUDEVILLE	Kawasaki ZX-10RR	1'43.118

**SPEED**

1	34 X. PINSACH	Kawasaki ZX-10RR	280.9
2	5 M. FACCANI	BMW S 1000 RR	279.1
3	44 A. TUCCI	Yamaha YZF R1	279.1
4	12 M. RINALDI	Ducati Panigale R	278.7
5	7 M. FRITZ	Yamaha YZF R1	278.7
6	3 S. SUCHET	BMW S 1000 RR	278.7
7	21 F. MARINO	Yamaha YZF R1	278.0
8	87 L. MARCONI	Yamaha YZF R1	277.6
9	2 R. TAMBURINI	Yamaha YZF R1	277.3
10	19 J. PUFFE	BMW S 1000 RR	276.9
11	11 J. GUARNONI	Kawasaki ZX-10RR	276.9
12	50 P. BIJSTERBOSCH	Yamaha YZF R1	276.2
13	54 T. RAZGATLIOGLU	Kawasaki ZX-10RR	276.2
14	92 B. LEU	Yamaha YZF R1	275.5
15	41 F. D'ANNUNZIO	BMW S 1000 RR	275.5
16	14 K. MANFREDI	Kawasaki ZX-10RR	275.2
17	4 D. DE BOER	BMW S 1000 RR	275.2
18	8 A. NOCCO	Kawasaki ZX-10RR	274.8
19	55 I. MYKHALCHYK	Kawasaki ZX-10RR	274.5
20	26 M. SBAIZ	BMW S 1000 RR	274.1
21	57 M. JONES	Ducati Panigale R	273.8
22	6 E. PUSCEDDU	Suzuki GSX-R1000	273.8
23	68 G. SCOTT	Kawasaki ZX-10RR	273.4
24	70 L. VITALI	Aorilia RSV 4 RF	273.4
25	23 F. SANDI	BMW S 1000 RR	272.4
26	46 M. CUDEVILLE	Kawasaki ZX-10RR	272.0
27	90 T. FINSTERBUSCH	Kawasaki ZX-10RR	270.7
28	81 A. BERNARDI	BMW S 1000 RR	270.7
29	13 F. SANCHIONI	BMW S 1000 RR	270.0
30	59 A. SCHACHT	Ducati Panigale R	269.6
31	74 K. CALIA	Suzuki GSX-R1000	269.3
32	18 R. CECCHINI	Kawasaki ZX-10RR	269.0
33	32 M. MOSER	Kawasaki ZX-10RR	268.0
34	77 W. TESSELS	Kawasaki ZX-10RR	268.0
35	71 M. SCHEIB	Aorilia RSV 4 RF	266.3

**SEG. 1**

1	21 F. MARINO	31.852
2	12 M. RINALDI	31.966
3	54 T. RAZGATLIOGLU	32.087
4	71 M. SCHEIB	32.146
5	57 M. JONES	32.192
6	4 D. DE BOER	32.206
7	5 M. FACCANI	32.219
8	55 I. MYKHALCHYK	32.275
9	70 L. VITALI	32.302
10	2 R. TAMBURINI	32.304
11	11 J. GUARNONI	32.369
12	41 F. D'ANNUNZIO	32.390
13	77 W. TESSELS	32.395
14	19 J. PUFFE	32.397
15	23 F. SANDI	32.499
16	87 L. MARCONI	32.550
17	18 R. CECCHINI	32.576
18	7 M. FRITZ	32.596
19	44 A. TUCCI	32.611
20	3 S. SUCHET	32.655
21	14 K. MANFREDI	32.664
22	8 A. NOCCO	32.815
23	59 A. SCHACHT	32.819
24	74 K. CALIA	32.819
25	32 M. MOSER	32.834
26	6 E. PUSCEDDU	32.917
27	68 G. SCOTT	32.959
28	90 T. FINSTERBUSCH	32.962
29	81 A. BERNARDI	32.981
30	34 X. PINSACH	33.004
31	26 M. SBAIZ	33.036
32	13 F. SANCHIONI	33.137
33	50 P. BIJSTERBOSCH	33.162
34	46 M. CUDEVILLE	33.509
35	92 B. LEU	33.607

**SEG. 2**

1	21 F. MARINO	5.244
2	2 R. TAMBURINI	5.249
3	23 F. SANDI	5.266
4	87 L. MARCONI	5.272
5	11 J. GUARNONI	5.276
6	12 M. RINALDI	5.280
7	70 L. VITALI	5.280
8	54 T. RAZGATLIOGLU	5.289
9	3 S. SUCHET	5.289
10	19 J. PUFFE	5.293
11	5 M. FACCANI	5.300
12	4 D. DE BOER	5.301
13	41 F. D'ANNUNZIO	5.301
14	34 X. PINSACH	5.306
15	50 P. BIJSTERBOSCH	5.314
16	14 K. MANFREDI	5.317
17	57 M. JONES	5.321
18	68 G. SCOTT	5.325
19	7 M. FRITZ	5.329
20	18 R. CECCHINI	5.339
21	44 A. TUCCI	5.342
22	55 I. MYKHALCHYK	5.346
23	92 B. LEU	5.346
24	90 T. FINSTERBUSCH	5.359
25	6 E. PUSCEDDU	5.366
26	71 M. SCHEIB	5.366
27	13 F. SANCHIONI	5.385
28	8 A. NOCCO	5.394
29	81 A. BERNARDI	5.395
30	26 M. SBAIZ	5.403
31	74 K. CALIA	5.403
32	77 W. TESSELS	5.413
33	46 M. CUDEVILLE	5.423
34	59 A. SCHACHT	5.424
35	32 M. MOSER	5.424

**SEG. 3**

1	12 M. RINALDI	9.366
2	54 T. RAZGATLIOGLU	9.382
3	21 F. MARINO	9.409
4	7 M. FRITZ	9.454
5	77 W. TESSELS	9.457
6	55 I. MYKHALCHYK	9.496
7	19 J. PUFFE	9.498
8	2 R. TAMBURINI	9.524
9	71 M. SCHEIB	9.533
10	57 M. JONES	9.541
11	4 D. DE BOER	9.552
12	14 K. MANFREDI	9.556
13	5 M. FACCANI	9.556
14	3 S. SUCHET	9.572
15	11 J. GUARNONI	9.574
16	74 K. CALIA	9.594
17	87 L. MARCONI	9.609
18	68 G. SCOTT	9.615
19	23 F. SANDI	9.621
20	59 A. SCHACHT	9.627
21	13 F. SANCHIONI	9.648
22	8 A. NOCCO	9.650
23	41 F. D'ANNUNZIO	9.655
24	32 M. MOSER	9.668
25	34 X. PINSACH	9.708
26	44 A. TUCCI	9.744
27	70 L. VITALI	9.754
28	50 P. BIJSTERBOSCH	9.756
29	90 T. FINSTERBUSCH	9.762
30	18 R. CECCHINI	9.795
31	6 E. PUSCEDDU	9.827
32	92 B. LEU	9.863
33	81 A. BERNARDI	9.928
34	26 M. SBAIZ	10.001
35	46 M. CUDEVILLE	10.131

**SEG. 4**

1	21 F. MARINO	28.188
2	77 W. TESSELS	28.189
3	12 M. RINALDI	28.198
4	70 L. VITALI	28.282
5	2 R. TAMBURINI	28.287
6	71 M. SCHEIB	28.313
7	5 M. FACCANI	28.324
8	23 F. SANDI	28.337
9	87 L. MARCONI	28.361
10	57 M. JONES	28.363
11	55 I. MYKHALCHYK	28.381
12	54 T. RAZGATLIOGLU	28.399
13	11 J. GUARNONI	28.404
14	7 M. FRITZ	28.447
15	41 F. D'ANNUNZIO	28.477
16	19 J. PUFFE	28.548
17	14 K. MANFREDI	28.565
18	32 M. MOSER	28.577
19	3 S. SUCHET	28.605
20	90 T. FINSTERBUSCH	28.701
21	44 A. TUCCI	28.702
22	4 D. DE BOER	28.721
23	81 A. BERNARDI	28.797
24	34 X. PINSACH	28.801
25	18 R. CECCHINI	28.820
26	59 A. SCHACHT	28.828
27	8 A. NOCCO	28.831
28	74 K. CALIA	28.845
29	68 G. SCOTT	28.868
30	6 E. PUSCEDDU	28.874
31	26 M. SBAIZ	28.919
32	50 P. BIJSTERBOSCH	28.981
33	13 F. SANCHIONI	29.116
34	92 B. LEU	29.419
35	46 M. CUDEVILLE	29.491

**SEG. 5**

1	21 F. MARINO	22.466
2	12 M. RINALDI	22.517
3	54 T. RAZGATLIOGLU	22.534
4	77 W. TESSELS	22.591
5	71 M. SCHEIB	22.603
6	55 I. MYKHALCHYK	22.663
7	4 D. DE BOER	22.702
8	2 R. TAMBURINI	22.706
9	23 F. SANDI	22.745
10	18 R. CECCHINI	22.767
11	5 M. FACCANI	22.785
12	3 S. SUCHET	22.817
13	57 M. JONES	22.826
14	11 J. GUARNONI	22.832
15	7 M. FRITZ	22.846
16	19 J. PUFFE	22.884
17	87 L. MARCONI	22.903
18	14 K. MANFREDI	22.904
19	32 M. MOSER	22.908
20	70 L. VITALI	22.947
21	8 A. NOCCO	22.972
22	41 F. D'ANNUNZIO	22.983
23	74 K. CALIA	23.044
24	34 X. PINSACH	23.161
25	59 A. SCHACHT	23.184
26	90 T. FINSTERBUSCH	23.193
27	68 G. SCOTT	23.206
28	44 A. TUCCI	23.234
29	6 E. PUSCEDDU	23.240
30	50 P. BIJSTERBOSCH	23.255
31	13 F. SANCHIONI	23.300
32	81 A. BERNARDI	23.343
33	92 B. LEU	23.681
34	26 M. SBAIZ	23.901
35	46 M. CUDEVILLE	23.961

29/04/2017

These data/results cannot be reproduced, stored and/or transmitted in whole or in part by any manner of electronic, mechanical, photocopying, recording, broadcasting or otherwise now known or herein after developed without the previous express consent by the copyright owner, except for reproduction in daily press and regular printed publications on sale to the public within 60 days of the event related to those data/results and always provided that copyright symbol appears together as follows below.

© DORNA WSBK ORGANIZATION Srl 2017

FICR PERUGIA TIMING

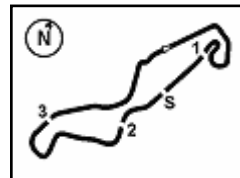


Official Tyre Supplier



SWISS WATCHES SINCE 1853

Official Timekeeper



### Dutch Round, 28-29-30 April 2017

#### Superstock 1000 - Ideal Times Free Practice 3rd Session

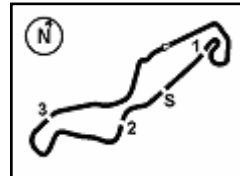
No.	Rider	Nat	Bike	Seg. 1	Seg. 2	Seg. 3	Seg. 4	Seg. 5	Ideal Time		
				Diff. 1	Diff. 2	Diff. 3	Diff. 4	Diff. 5	Best Lap	Pos.	Diff.
1	21 F. MARINO	FRA	Yamaha YZF R1	31.852	5.244 0.067	9.409	28.188 0.043	22.466	1'37.159 1'37.269	1	0.110
2	12 M. RINALDI	ITA	Ducati Panigale R	31.966 0.022	5.280 0.035	9.366 0.100	28.198 0.131	22.517 0.009	1'37.327 1'37.624	2	0.297
3	54 T. RAZGATLIOGLU	TUR	Kawasaki ZX-10RR	32.087 0.120	5.289 0.068	9.382	28.399	22.534 0.118	1'37.691 1'37.997	3	0.306
4	71 M. SCHEIB	CHI	Aprilia RSV 4 RF	32.146	5.366	9.533	28.313 0.114	22.603	1'37.961 1'38.075	4	0.114
5	77 W. TESSELS	NED	Kawasaki ZX-10RR	32.395	5.413	9.457 0.132	28.189	22.591 0.120	1'38.045 1'38.297	6	0.252
6	2 R. TAMBURINI	ITA	Yamaha YZF R1	32.304	5.249 0.055	9.524 0.128	28.287	22.706 0.039	1'38.070 1'38.292	5	0.222
7	55 I. MYKHALCHYK	UKR	Kawasaki ZX-10RR	32.275	5.346 0.012	9.496 0.191	28.381	22.663 0.031	1'38.161 1'38.395	8	0.234
8	5 M. FACCANI	ITA	BMW S 1000 RR	32.219 0.006	5.300 0.034	9.556 0.003	28.324 0.138	22.785 0.073	1'38.184 1'38.438	9	0.254
9	57 M. JONES	AUS	Ducati Panigale R	32.192	5.321 0.010	9.541	28.363 0.116	22.826	1'38.243 1'38.369	7	0.126
10	11 J. GUARNONI	FRA	Kawasaki ZX-10RR	32.369	5.276 0.079	9.574	28.404	22.832 0.203	1'38.455 1'38.737	12	0.282
11	23 F. SANDI	ITA	BMW S 1000 RR	32.499	5.266 0.064	9.621 0.059	28.331 0.027	22.745 0.039	1'38.462 1'38.651	10	0.189
12	4 D. DE BOER	NED	BMW S 1000 RR	32.206	5.301 0.022	9.552 0.051	28.721 0.039	22.702 0.081	1'38.482 1'38.675	11	0.193
13	70 L. VITALI	ITA	Aprilia RSV 4 RF	32.302 0.023	5.280 0.037	9.754 0.012	28.282 0.082	22.947 0.066	1'38.565 1'38.785	14	0.220
14	19 J. PUFFE	GER	BMW S 1000 RR	32.397 0.199	5.293	9.498	28.548	22.884	1'38.620 1'38.819	15	0.199
15	7 M. FRITZ	GER	Yamaha YZF R1	32.596	5.329 0.048	9.454 0.060	28.447 0.083	22.846 0.095	1'38.672 1'38.958	16	0.286
16	87 L. MARCONI	ITA	Yamaha YZF R1	32.550	5.272 0.038	9.609 0.001	28.361	22.903 0.034	1'38.695 1'38.768	13	0.073
17	41 F. D'ANNUNZIO	ITA	BMW S 1000 RR	32.390	5.301 0.050	9.655	28.477	22.983 0.108	1'38.806 1'38.964	17	0.158
18	3 S. SUCHET	SUI	BMW S 1000 RR	32.655	5.289 0.067	9.572 0.083	28.605	22.817 0.088	1'38.938 1'39.176	19	0.238
19	14 K. MANFREDI	ITA	Kawasaki ZX-10RR	32.664 0.077	5.317 0.008	9.556	28.565	22.904	1'39.006 1'39.091	18	0.085
20	18 R. CECCHINI	ITA	Kawasaki ZX-10RR	32.576 0.428	5.339	9.795 0.035	28.820	22.767	1'39.297 1'39.760	21	0.463
21	32 M. MOSER	GER	Kawasaki ZX-10RR	32.834	5.424 0.030	9.668	28.577 0.239	22.908	1'39.411 1'39.680	20	0.269
22	44 A. TUCCI	ITA	Yamaha YZF R1	32.611 0.071	5.342 0.012	9.744	28.702 0.222	23.234	1'39.633 1'39.938	23	0.305
23	8 A. NOCCO	ITA	Kawasaki ZX-10RR	32.815	5.394 0.012	9.650 0.163	28.831	22.972 0.088	1'39.662 1'39.925	22	0.263
24	74 K. CALIA	ITA	Suzuki GSX-R1000	32.819 0.126	5.403 0.031	9.594	28.845 0.054	23.044 0.049	1'39.705 1'39.965	24	0.260
25	59 A. SCHACHT	DEN	Ducati Panigale R	32.819	5.424 0.033	9.627 0.038	28.828 0.053	23.184 0.027	1'39.882 1'40.033	25	0.151
26	68 G. SCOTT	AUS	Kawasaki ZX-10RR	32.959	5.325 0.052	9.615 0.173	28.868 0.155	23.206	1'39.973 1'40.353	28	0.380
27	90 T. FINSTERBUSCH	GER	Kawasaki ZX-10RR	32.962	5.359 0.046	9.762 0.006	28.701 0.176	23.193	1'39.977 1'40.205	27	0.228
28	34 X. PINSACH	ESP	Kawasaki ZX-10RR	33.004	5.306	9.708 0.061	28.801 0.067	23.161 0.018	1'39.980 1'40.126	26	0.146
29	6 E. PUSCEDDU	ITA	Suzuki GSX-R1000	32.917 0.120	5.366 0.022	9.827 0.077	28.874	23.240 0.029	1'40.224 1'40.472	29	0.248
30	81 A. BERNARDI	ITA	BMW S 1000 RR	32.981	5.395 0.018	9.928 0.165	28.797	23.343 0.243	1'40.444 1'40.870	31	0.426
31	50 P. BIJSTERBOSCH	NED	Yamaha YZF R1	33.162 0.054	5.314 0.020	9.756 0.060	28.981	23.255 0.073	1'40.468 1'40.675	30	0.207
32	13 F. SANCHIONI	ITA	BMW S 1000 RR	33.137	5.385 0.029	9.648	29.116 0.126	23.300 0.246	1'40.586 1'40.987	32	0.401
33	26 M. SBAIZ	ITA	BMW S 1000 RR	33.036 0.076	5.403 0.100	10.001 0.283	28.919	23.901	1'41.260 1'41.719	33	0.459

29/04/2017

These data/results cannot be reproduced, stored and/or transmitted in whole or in part by any manner of electronic, mechanical, photocopying, recording, broadcasting or otherwise now known or herein after developed without the previous express consent by the copyright owner, except for reproduction in daily press and regular printed publications on sale to the public within 60 days of the event related to those data/results and always provided that copyright symbol appears together as follows below.

© DORNA WSBK ORGANIZATION Srl 2017





## Dutch Round, 28-29-30 April 2017

### Superstock 1000 - Ideal Times Free Practice 3rd Session

No. Rider	Nat	Bike	Seg. 1	Seg. 2	Seg. 3	Seg. 4	Seg. 5	Ideal Time			
			Diff. 1	Diff. 2	Diff. 3	Diff. 4	Diff. 5	Best Lap	Pos.	Diff.	
34	92 B. LEU	SUI Yamaha YZF R1	33.607 0.022	5.346	9.863 0.090	29.419 0.258	23.681 0.083	<b>1'41.916</b>	1'42.369	34	0.453
35	46 M. CUDEVILLE	FRA Kawasaki ZX-10RR	33.509 0.022	5.423 0.163	10.131	29.491 0.142	23.961 0.276	<b>1'42.515</b>	1'43.118	35	0.603
<b>Overall Ideal Time</b>			31.852	5.244	9.366	28.188	22.466	<b>1'37.116</b>			

29/04/2017

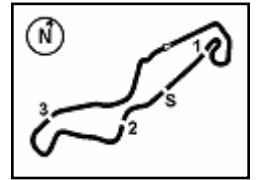
These data/results cannot be reproduced, stored and/or transmitted in whole or in part by any manner of electronic, mechanical, photocopying, recording, broadcasting or otherwise now known or herein after developed without the previous express consent by the copyright owner, except for reproduction in daily press and regular printed publications on sale to the public within 60 days of the event related to those data/results and always provided that copyright symbol appears together as follows below.

© DORNA WSBK ORGANIZATION Srl 2017





**4.5**  
STK1000  
120/02



TT Circuit Assen 4.542 m

**Dutch Round, 28-29-30 April 2017**

**Superstock 1000 - Chronological Analysis Free Practice 3rd Session**

1 / 4

1° 21 F. MARINO (1'37.269)								
Lap	Seg. 1	Seg. 2	Seg. 3	Seg. 4	Seg. 5	Lap Time	km/h	Local Time
1	32.617	5.362	9.986	29.945	23.558	1'38.903	270.7	9:48'31.447
2	32.449	5.302	9.603	28.583	22.798	1'38.107	278.0	9:50'10.350
3	32.089	5.280	9.534	28.396	22.621	1'37.920	277.3	9:53'26.377
4	32.109	5.304	9.450	28.395	22.593	1'37.851	276.6	9:55'04.228
5	35.494	5.500	9.698	29.134	34.192	1'54.018 P	271.3	9:56'58.246
6	2'52.861	5.331	9.602	28.726	22.773	3'59.293 P	274.1	10:00'57.539
7	32.900	5.420	9.509	28.534	32.469	1'48.832 P	273.4	10:02'46.371
8	3'57.507	5.474	9.808	28.505	22.904	5'04.198 P	267.6	10:07'50.569
9	31.852	5.311	9.409	28.231	22.466	1'37.269	274.8	10:09'27.838
10	31.873	5.366	9.447	28.252	22.472	1'37.410	271.7	10:11'05.248
11	31.932	5.317	9.478	28.188	22.768	1'37.683	273.4	10:12'42.931

2° 12 M. RINALDI (1'37.624)								
Lap	Seg. 1	Seg. 2	Seg. 3	Seg. 4	Seg. 5	Lap Time	km/h	Local Time
1	32.438	5.382	10.192	28.934	23.617	1'38.867	273.4	9:48'23.037
2	32.247	5.315	9.774	28.342	22.998	1'38.059	276.9	9:50'01.904
3	32.111	5.284	9.605	28.204	22.719	1'37.659	278.7	9:51'39.963
4	32.354	5.327	9.366	28.198	22.657	1'37.849	278.7	9:53'17.622
5	32.194	5.280	9.402	28.219	22.594	1'37.849	278.7	9:54'55.471
6	31.988	5.321	9.419	28.274	22.629	1'37.837	276.9	9:56'33.308
7	32.246	5.315	9.466	28.329	22.526	1'37.624	276.9	9:58'10.932
8	32.033	5.320	9.509	28.318	22.517	1'37.910	277.3	9:59'48.842
9	32.087	5.327	9.467	28.395	22.598	1'37.820	274.8	10:01'26.662
10	32.140	5.322	9.477	28.380	22.622	1'37.888	274.8	10:03'04.550
11	32.080	5.304	9.473	28.302	22.606	1'37.825	276.9	10:04'42.375
12	31.966	5.298	9.443	28.240	22.714	1'37.775	275.2	10:06'20.150
13	32.059	5.329	9.483	28.257	22.634	1'37.669	274.5	10:07'57.819
14	32.233	5.283	9.430	28.319	22.634	1'37.725	278.4	10:09'35.544
15	41.857	5.322	9.589	28.542	22.933	1'38.619	274.1	10:11'14.163
16		6.081	10.679	31.552	35.878	2'06.047 P	245.4	10:13'20.210

3° 54 T. RAZGATLIOGLU (1'37.997)								
Lap	Seg. 1	Seg. 2	Seg. 3	Seg. 4	Seg. 5	Lap Time	km/h	Local Time
1	34.668	5.479	10.560	31.148	24.326	1'42.444	268.0	9:46'54.952
2	32.605	5.377	9.987	28.979	23.431	1'39.076	272.7	9:48'37.394
3	32.290	5.316	9.511	28.790	22.854	1'38.173	274.1	9:50'16.470
4	32.136	5.289	9.546	28.423	22.625	1'38.173	274.1	9:51'54.643
5	32.388	5.308	9.476	28.758	22.926	1'38.604	276.2	9:53'33.247
6	7'05.680	5.339	10.250	32.935	36.980	1'57.892 P	273.8	9:55'31.139
7	1'14.032	5.955	10.385	29.814	32.894	8'24.728 P	247.3	10:03'55.867
8	32.448	5.382	11.238	39.349	23.671	2'33.814 P	265.6	10:06'29.681
9	32.275	5.316	9.600	28.463	22.717	1'38.544	272.0	10:08'08.225
10	32.207	5.314	9.474	28.444	22.592	1'38.099	274.5	10:09'46.324
11	34.447	5.357	9.382	28.399	22.652	1'37.997	272.0	10:11'24.321
12	32.087	5.671	10.539	30.532	23.561	1'45.650	233.9	10:13'09.971
13	32.087	5.338	9.667	28.520	22.626	1'38.238	273.1	10:14'48.209
14	32.362	5.349	9.455	28.450	22.534	1'38.150	272.4	10:16'26.359

4° 71 M. SCHEIB (1'38.075)								
Lap	Seg. 1	Seg. 2	Seg. 3	Seg. 4	Seg. 5	Lap Time	km/h	Local Time
1	33.064	5.617	11.272	30.539	23.989	1'40.481	263.7	9:48'10.238
2	32.579	5.396	9.946	28.933	23.142	1'39.439	264.7	9:49'50.719
3	32.508	5.373	9.711	28.631	23.145	1'39.339	264.3	9:51'30.158
4	32.689	5.413	9.725	28.848	22.845	1'39.339	264.3	9:53'09.497
5	32.407	5.418	9.847	28.712	24.200	1'40.866	262.4	9:54'50.363
6	32.748	5.381	9.785	28.732	23.071	1'39.376	260.8	9:56'29.739
7	42.502	5.485	9.864	28.934	23.072	1'40.103	260.8	9:58'09.842
8	4'30.597	5.505	9.960	29.451	37.964	2'05.382 P	258.0	10:00'15.224
9	32.555	5.586	10.382	30.108	23.731	5'40.404 P	258.3	10:05'55.628
10	32.146	5.468	9.631	28.313	22.971	1'38.938	264.0	10:07'34.566
11	32.197	5.366	9.533	28.427	22.603	1'38.075	265.3	10:09'12.641
12	46.125	5.386	9.552	28.484	22.759	1'38.378	266.3	10:10'51.019
13		5.958	9.706	28.909	37.185	2'07.883 P	252.5	10:12'58.902

5° 2 R. TAMBURINI (1'38.292)								
Lap	Seg. 1	Seg. 2	Seg. 3	Seg. 4	Seg. 5	Lap Time	km/h	Local Time
1	33.596	5.502	11.383	33.942	24.210	1'43.671	254.9	9:48'13.685
2	32.638	5.361	9.937	30.931	23.846	1'43.671	273.4	9:49'57.356
3	32.397	5.313	9.757	28.509	23.065	1'39.282	273.1	9:51'36.638
4	35.175	5.297	9.614	28.468	22.868	1'38.644	274.8	9:53'15.282
5	3'31.391	5.249	9.706	28.770	35.885	1'54.785 P	277.3	9:55'10.067
6	32.543	5.499	11.154	30.655	23.669	4'42.368 P	260.8	9:59'52.435
7	32.324	5.304	9.628	28.365	22.935	1'38.775	273.8	10:01'31.210
8	35.737	5.310	9.542	28.414	22.845	1'38.435	273.1	10:03'09.645
9		5.378	10.475	29.148	34.473	1'55.211 P	268.0	10:05'04.856

9	5'25.056	5.376	10.119	29.014	23.676	6'33.241 P	270.3	10:11'38.097
10	32.304	5.304	9.652	28.287	22.745	1'38.292	276.2	10:13'16.389
11	32.477	5.353	9.757	28.359	22.706	1'38.652	274.1	10:14'55.041
12	32.625	5.303	9.524	28.469	22.764	1'38.685	275.9	10:16'33.726

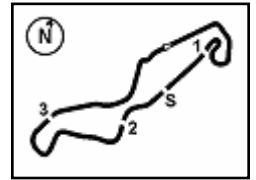
6° 77 W. TESSELS (1'38.297)								
Lap	Seg. 1	Seg. 2	Seg. 3	Seg. 4	Seg. 5	Lap Time	km/h	Local Time
1	33.155	5.581	10.708	29.288	23.343	1'41.163	255.2	9:47'21.740
2	32.905	5.495	10.137	29.093	23.283	1'39.770	265.0	9:49'02.903
3	32.853	5.484	9.700	28.732	22.949	1'39.629	264.3	9:50'42.673
4	32.649	5.527	9.618	28.631	23.000	1'39.227	266.3	9:54'01.529
5	32.716	5.489	9.515	28.550	23.024	1'39.419	265.3	9:55'40.948
6	32.842	5.475	9.662	28.585	22.981	1'39.227	266.3	9:57'33.568
7	4'15.757	5.454	9.789	29.114	35.421	1'52.620 P	266.3	9:57'33.568
8	32.675	5.574	11.365	35.936	23.168	5'31.800 P	258.0	10:03'05.368
9	32.901	5.511	9.501	28.439	22.591	1'38.717	264.0	10:04'44.085
10	32.395	5.443	9.457	28.323	22.763	1'38.887	267.0	10:06'22.972
11	32.543	5.413	9.589	28.189	22.711	1'38.297	266.6	10:08'01.269
12	32.315	5.488	9.563	28.387	22.881	1'38.862	266.0	10:09'40.131
13	32.840	5.485	9.577	28.538	22.997	1'45.912	266.0	10:11'26.043
14	32.556	5.475	9.597	28.481	23.008	1'39.401	267.0	10:13'05.444
15	32.924	5.503	9.803	28.579	22.721	1'39.162	267.0	10:14'44.606
16		5.444	9.744	28.667	23.272	1'40.051	268.0	10:16'24.657

7° 57 M. JONES (1'38.369)								
Lap	Seg. 1	Seg. 2	Seg. 3	Seg. 4	Seg. 5	Lap Time	km/h	Local Time
1	33.054	6.212	11.677	30.200	24.244	1'40.342	207.7	9:48'40.823
2	32.671	5.426	9.800	28.849	23.213	1'39.594	269.0	9:50'21.165
3	32.504	5.616	9.727	28.468	23.112	1'39.594	266.6	9:52'00.759
4	32.625	5.336	9.807	28.363	23.185	1'39.195	273.8	9:53'39.954
5	32.371	5.375	9.625	28.508	22.975	1'39.108	272.4	9:55'19.062
6	34.550	5.360	9.628	28.690	23.342	1'39.391	273.1	9:56'58.453
7	3'28.661	5.728	10.394	29.876	37.693	1'58.241 P	248.2	9:58'56.694
8	32.548	5.613	10.210	29.255	23.548	4'37.287 P	257.1	10:03'33.981
9	32.420	5.359	9.566	28.445	23.167	1'39.085	272.7	10:05'13.066
10	32.192	5.348	9.582	28.397	22.893	1'38.640	272.0	10:06'51.706
11	34.665	5.331	9.541	28.479	22.826	1'38.369	272.7	10:08'30.075
12	1'27.865	5.633	10.355	29.256	33.292	1'53.201 P	254.9	10:10'23.276
13	32.504	5.428	9.850	29.039	23.144	1'39.526 P	269.0	10:12'58.602
14	32.365	5.444	10.109	28.652	22.880	1'39.589	271.3	10:14'38.191
15		5.321	9.695	28.734	23.452	1'39.567	273.1	10:16'17.758

8° 55 I. MYKHALCHYK (1'38.395)								
Lap	Seg. 1	Seg. 2	Seg. 3	Seg. 4	Seg. 5	Lap Time	km/h	Local Time
1	33.653	5.497	10.471	30.027	24.526	1'41.381	265.0	9:47'56.895
2	32.731	5.469	9.764	29.054	23.441	1'41.381	265.6	9:49'38.276
3	32.220	5.452	9.624	28.732	23.187	1'39.726	268.0	9:51'18.002



**4.5**  
STK1000  
120/02



TT Circuit Assen 4.542 m

### Dutch Round, 28-29-30 April 2017

### Superstock 1000 - Chronological Analysis Free Practice 3rd Session

2 / 4

Lap	Seg. 1	Seg. 2	Seg. 3	Seg. 4	Seg. 5	Lap Time	km/h	Local Time
1	33.588	5.443	10.848	29.919	23.420	264.7	9:48'28.468	
2	32.861	5.304	9.837	31.276	22.861	1'42.866	268.6	9:50'11.334
3	36.387	5.546	9.773	28.552	<b>22.745</b>	1'39.275	268.0	9:51'50.609
4	32.834	5.284	9.746	28.915	23.006	1'43.630	271.0	9:53'34.239
5	3'46.046	5.862	10.374	37.485	23.281	5'03.048 P	260.8	10:00'31.636
6	32.797	5.319	<b>28.331</b>	22.936	1'39.020	268.0	10:02'10.656	
7	<b>32.499</b>	5.330	9.680	28.358	22.784	<b>1'38.651</b>	267.0	10:03'49.307
8	34.869	5.676	10.530	46.504	23.676	2'01.255	256.2	10:05'50.562
9	32.727	5.289	9.692	28.577	22.863	1'39.148	270.7	10:07'29.710
10	38.957	5.583	10.273	28.994	33.885	1'57.692 P	264.0	10:09'27.402
11	1'33.830	5.982	10.271	30.446	26.431	2'46.960 P	251.4	10:12'14.362
12	33.293	<b>5.266</b>	<b>9.843</b>	29.100	23.238	1'40.740	<b>272.4</b>	10:13'55.102
13	32.620	5.292	<b>9.621</b>	28.551	22.917	1'39.001	271.3	10:15'34.103

11° 4 D. DE BOER (1'38.675)								
Lap	Seg. 1	Seg. 2	Seg. 3	Seg. 4	Seg. 5	Lap Time	km/h	Local Time
1	33.259	5.500	10.661	30.518	23.545	263.7	9:46'46.037	
2	32.423	5.331	10.107	29.206	23.091	1'40.994	274.1	9:48'27.031
3	32.337	5.356	9.750	28.853	22.801	1'39.183	272.4	9:50'06.214
4	<b>32.206</b>	5.323	9.603	28.760	22.783	<b>1'38.675</b>	272.7	9:53'23.565
5	32.314	5.363	9.615	28.790	22.898	1'38.980	272.0	9:55'02.545
6	34.159	5.412	9.771	29.363	23.406	1'52.111 P	272.4	9:56'54.656
7	4'08.123	9.099	16.987	34.753	23.504	5'32.466 P	137.1	10:02'27.122
8	32.597	5.365	9.621	28.963	22.927	1'39.473	271.0	10:04'06.595
9	32.373	<b>5.301</b>	9.635	29.140	23.654	1'49.103 P	<b>275.2</b>	10:05'55.698
10	2'53.537	5.683	10.738	30.842	23.348	4'04.148 P	258.9	10:09'59.846
11	32.516	5.339	9.632	31.877	23.194	1'42.558	271.3	10:11'42.404
12	32.230	5.336	<b>9.552</b>	28.785	22.827	1'38.730	272.0	10:13'21.134
13	33.286	5.359	9.975	29.195	23.071	1'40.886	270.0	10:15'02.020

12° 11 J. GUARNONI (1'38.737)								
Lap	Seg. 1	Seg. 2	Seg. 3	Seg. 4	Seg. 5	Lap Time	km/h	Local Time
1	33.048	5.717	11.033	30.423	24.258	249.6	9:47'51.989	
2	32.647	5.411	9.826	28.743	23.515	1'40.543	270.0	9:49'32.532
3	34.903	5.570	10.433	29.638	34.246	1'54.790 P	261.8	9:53'07.084
4	5'31.235	5.919	11.205	33.761	23.550	6'45.670 P	244.0	9:59'52.754
5	32.683	5.332	9.660	28.573	<b>22.832</b>	1'39.080	<b>276.9</b>	10:01'31.834
6	<b>32.369</b>	5.355	<b>9.574</b>	<b>28.404</b>	23.035	1'38.737	274.1	10:03'10.571
7	32.375	<b>5.276</b>	9.728	38.663	24.342	1'50.384	275.9	10:05'00.955
8	32.429	5.345	9.757	28.664	23.113	1'39.308	275.9	10:06'40.263
9	32.494	5.356	9.627	28.490	22.907	1'38.874	271.3	10:08'19.137
10	32.473	5.366	9.631	28.510	23.138	1'39.118	270.7	10:09'58.255
11	34.060	5.646	9.902	30.617	24.555	1'44.780	265.0	10:11'43.035
12	44.178	5.427	10.166	29.626	23.426	1'52.823	271.7	10:13'35.858
13	32.382	5.363	9.589	28.493	22.945	1'38.772	274.5	10:15'14.630

13° 87 L. MARCONI (1'38.768)								
Lap	Seg. 1	Seg. 2	Seg. 3	Seg. 4	Seg. 5	Lap Time	km/h	Local Time
1	33.097	5.613	10.503	32.584	25.573	259.9	9:48'23.499	
2	32.859	5.366	9.690	28.695	23.197	1'39.807	272.4	9:51'43.947
3	32.644	5.385	10.294	28.771	23.122	1'40.216	275.2	9:53'24.163
4	32.592	5.331	<b>9.609</b>	28.656	23.062	1'39.250	<b>277.6</b>	9:55'03.413
5	34.377	5.738	10.232	30.455	34.087	1'54.889 P	257.4	9:56'58.302
6	6'42.064	5.526	10.178	33.349	32.195	8'03.312 P	263.7	10:05'01.614
7	32.895	<b>5.272</b>	9.747	28.369	<b>22.903</b>	1'39.186	276.6	10:06'40.800
8	<b>32.550</b>	5.310	9.610	<b>28.361</b>	22.937	<b>1'38.768</b>	274.8	10:08'19.568
9	32.579	5.313	9.661	28.380	23.080	1'39.013	275.2	10:09'58.581
10	33.107	5.390	9.803	28.605	23.549	1'40.454	271.3	10:11'39.035
11	32.624	5.355	9.680	28.572	23.044	1'39.275	275.2	10:13'18.310
12	37.777	6.192	11.593	31.296	36.890	2'03.748 P	213.9	10:15'22.058

14° 70 L. VITALI (1'38.785)								
Lap	Seg. 1	Seg. 2	Seg. 3	Seg. 4	Seg. 5	Lap Time	km/h	Local Time
1	33.496	5.545	10.667	35.134	26.757	239.6	9:48'13.945	
2	32.665	5.366	9.863	28.423	23.008	1'39.325	271.7	9:49'55.222
3	32.402	5.321	9.785	28.379	22.970	1'38.857	<b>273.4</b>	9:51'34.547
4	32.527	5.306	9.776	28.446	23.211	1'39.266	271.7	9:53'13.404
5	32.325	5.317	9.766	28.364	23.013	<b>1'38.785</b>	272.7	9:54'52.670
6	34.324	5.308	9.927	28.653	33.752	1'51.964 P	270.3	9:56'31.455
7	6'02.123	6.558	10.769	30.849	23.489	7'13.788 P	227.0	9:58'23.419
8	32.478	5.324	10.019	<b>28.282</b>	<b>22.947</b>	1'39.050	272.0	10:00'37.207
9	32.516	5.287	9.883	28.619	23.420	1'39.725	270.3	10:02'16.257
10	<b>32.302</b>	5.305	9.794	28.361	23.239	1'39.001	271.0	10:03'54.983
11	32.622	<b>5.280</b>	9.807	28.352	23.140	1'39.201	271.7	10:05'52.865

15° 19 J. PUFFE (1'38.819)								
Lap	Seg. 1	Seg. 2	Seg. 3	Seg. 4	Seg. 5	Lap Time	km/h	Local Time
1	35.585	5.466	10.494	30.532	24.422	268.0	9:46'59.869	
2	33.568	5.505	10.500	30.358	23.875	1'45.823	266.3	9:48'45.692
3	33.259	5.318	9.804	29.531	23.793	1'42.014	275.2	9:50'27.706
4	33.029	5.305	9.650	29.392	23.455	1'41.061	273.4	9:52'08.767
5	33.029	5.303	9.819	29.462	23.500	1'41.113	276.6	9:53'49.880
6	33.012	5.331	9.710	29.121	23.234	1'40.408	274.1	9:55'30.288
7	37.087	5.436	10.063	29.899	35.713	1'58.198 P	267.6	9:57'28.486
8	3'35.007	8.912	12.727	30.888	24.157	4'51.691 P	137.8	10:02'20.177
9	33.241	5.326	9.619	28.900	23.218	1'40.304	275.5	10:04'00.481
10	32.596	<b>5.293</b>	<b>9.498</b>	<b>28.548</b>	<b>22.884</b>	<b>1'38.819</b>	<b>276.9</b>	10:05'39.300
11	36.348	6.660	11.010	35.439	26.702	1'56.159	226.3	10:07'35.459
12	32.773	5.327	9.640	28.749	23.036	1'39.525	275.9	10:09'14.984
13	<b>32.397</b>	5.300	9.527	28.679	23.091	1'38.994	275.9	10:10'53.978
14	32.756	5.350	9.635	28.788	22.999	1'39.528	273.8	10:12'33.506
15	36.296	5.963	11.402	31.926	23.875	1'49.462	230.6	10:14'22.968
16	34.090	5.363	9.861	29.288	23.607	1'42.209	275.2	10:16'05.177

16° 7 M. FRITZ (1'38.958)								
Lap	Seg. 1	Seg. 2	Seg. 3	Seg. 4	Seg. 5	Lap Time	km/h	Local Time
1	33.129	5.618	10.419	31.424	23.464	264.0	9:48'06.472	
2	32.754	5.385	9.791	28.867	22.897	1'40.069	271.7	9:49'46.541
3	36.178	5.359	9.530	28.746	23.088	1'39.477	269.0	9:51'26.018
4	36.178	6.077	10.260	28.939	23.142	1'44.596	249.3	9:53'10.614
5	32.796	<b>5.329</b>	9.617	28.517	22.959	1'39.218	273.1	9:54'49.832
6	<b>32.596</b>	5.377	9.514	28.530	22.941	<b>1'38.958</b>	272.7	9:56'28.790
7	37.520	5.647	10.026	30.726	37.395	2'01.314 P	265.0	9:58'30.104
8	5'57.659	5.445	10.579	29.504	23.284	7'06.471 P	269.6	10:05'36.575
9	32.685	5.340	9.634	28.668	22.890	1'39.217	<b>278.7</b>	10:07'15.792
10	32.733	5.343	9.525	28.814	<b>22.846</b>	1'39.261	269.6	10:08'55.053
11	32.611	5.347	9.463	28.758	23.075	1'39.254	269.6	10:10'34.307
12	32.678	5.355	<b>9.454</b>	<b>28.447</b>	23.138	1'39.072	270.7	10:12'13.379
13	32.703	5.398	9.532	28.636	22.863	1'39.132	271.7	10:13'52.511
14	40.302	5.825	10.820	31.525	38.142	2'06.614 P	263.0	10:15'59.125

17°								
-----	--	--	--	--	--	--	--	--

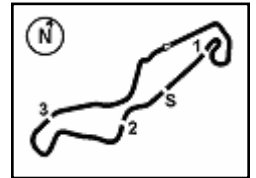




4.5

STK1000

120/02



TT Circuit Assen 4.542 m

3 / 4

## Dutch Round, 28-29-30 April 2017

### Superstock 1000 - Chronological Analysis Free Practice 3rd Session

Lap	Seg. 1	Seg. 2	Seg. 3	Seg. 4	Seg. 5	Lap Time	km/h	Local Time
4	35.497	5.544	9.946	29.439	35.411	1'55.837 P	271.7	9:54'11.702
5	4'09.552	5.437	10.012	29.399	23.487	5'17.887 P	266.6	9:59'29.589
6	33.122	5.389	9.710	28.748	23.028	1'39.997	268.3	10:01'09.586
7	<b>32.655</b>	5.356	9.655	<b>28.605</b>	22.905	<b>1'39.176</b>	266.3	10:02'48.762
8	34.496	5.426	10.386	30.227	38.201	1'58.736 P	270.7	10:04'47.498
9	4'37.876	6.057	10.127	29.867	23.065	5'46.992 P	264.7	10:10'34.490
10	32.844	5.318	<b>9.572</b>	28.613	23.223	1'39.570	275.5	10:12'14.060
11	33.209	<b>5.289</b>	9.738	29.089	<b>22.817</b>	1'40.142	<b>278.7</b>	10:13'54.202
12	32.944	5.356	9.613	28.826	22.992	1'39.731	272.7	10:15'33.933

20° 32 M. MOSER (1'39.680)								
Lap	Seg. 1	Seg. 2	Seg. 3	Seg. 4	Seg. 5	Lap Time	km/h	Local Time
1	34.176	5.639	10.532	30.157	23.948	254.6	9:48'34.885	
2	33.378	5.538	10.141	29.146	23.211	1'42.212	262.1	9:50'17.097
3	33.956	5.523	9.718	29.025	23.513	1'41.157	264.0	9:51'58.254
4	33.197	5.517	9.712	29.047	23.259	1'41.491	264.7	9:53'39.745
5	33.200	5.469	9.779	<b>28.577</b>	23.192	1'40.214	<b>268.0</b>	9:55'19.959
6	11'55.553	5.494	9.933	29.008	35.764	1'53.399 P	266.6	9:57'13.358
7	33.123	5.555	10.149	29.004	23.179	1'39.440 P	262.4	10:10'16.798
8	<b>32.834</b>	5.521	<b>9.668</b>	28.930	23.096	1'40.338	265.0	10:11'57.136
9	33.071	5.454	<b>9.668</b>	28.816	<b>22.908</b>	<b>1'39.680</b>	266.3	10:13'36.816
		9.706	29.006	24.028	1'41.235	<b>268.0</b>	10:15'18.051	

21° 18 R. CECCHINI (1'39.760)								
Lap	Seg. 1	Seg. 2	Seg. 3	Seg. 4	Seg. 5	Lap Time	km/h	Local Time
1	35.341	5.779	11.082	32.207	25.882	239.3	9:47'07.740	
2	33.624	5.538	9.830	29.866	23.278	1'42.128	259.2	9:48'53.966
3	32.979	5.448	9.860	29.158	23.172	1'40.617	263.4	9:52'16.711
4	36.187	5.586	10.212	30.107	35.028	1'57.120 P	257.4	9:54'13.831
5	8'30.023	5.490	10.181	29.711	23.310	9'38.715 P	259.2	10:03'52.546
6	33.479	5.535	9.819	33.305	23.336	1'45.474	260.5	10:05'38.020
7	33.004	<b>5.339</b>	9.830	<b>28.820</b>	<b>22.767</b>	<b>1'39.760</b>	<b>269.0</b>	10:07'17.780
8	1'31.212	9.880	14.553	33.665	24.872	2'54.182	264.7	10:10'11.962
9	34.923	6.335	10.076	31.221	23.100	1'45.655	234.9	10:11'57.617
10	<b>32.576</b>	5.455	1'11.458	39.508	24.392	2'53.389	264.7	10:14'51.006
11	33.305	5.478	<b>9.795</b>	29.238	23.126	1'40.942	261.1	10:16'31.948

22° 8 A. NOCCO (1'39.925)								
Lap	Seg. 1	Seg. 2	Seg. 3	Seg. 4	Seg. 5	Lap Time	km/h	Local Time
1	33.852	5.493	11.064	29.965	24.184	260.8	9:46'48.057	
2	2'45.376	5.416	10.057	29.170	33.293	1'51.788 P	272.4	9:48'39.845
3	33.422	5.541	10.217	29.891	24.056	3'55.081 P	268.6	9:52'34.926
4	36.067	5.431	9.944	29.357	23.369	1'41.523	272.0	9:54'16.449
5	33.087	5.490	9.955	29.027	23.221	1'43.760	269.6	9:56'00.209
6	33.111	5.424	9.843	29.120	23.182	1'40.656	272.0	9:57'40.865
7	42.099	5.482	9.817	29.105	23.256	1'40.771	268.3	9:59'21.636
8	3'04.212	5.501	10.629	32.257	34.477	2'04.963 P	270.0	10:01'26.599
9	33.177	<b>5.394</b>	9.890	31.168	23.188	4'13.852 P	274.8	10:05'40.451
10	33.122	5.399	9.662	28.994	23.226	1'40.458	272.4	10:07'20.909
11	33.001	5.422	9.755	29.004	<b>22.972</b>	1'40.154	270.0	10:09'01.063
12	32.958	5.440	<b>9.650</b>	29.120	23.271	1'40.439	272.7	10:10'41.502
13	38.816	6.792	11.716	29.711	23.512	1'50.547	210.5	10:12'32.049
14	32.911	5.427	9.781	28.910	23.220	1'40.249	273.1	10:14'12.298
15	<b>32.815</b>	5.406	9.813	<b>28.831</b>	23.060	<b>1'39.925</b>	274.1	10:15'52.223

23° 44 A. TUCCI (1'39.938)								
Lap	Seg. 1	Seg. 2	Seg. 3	Seg. 4	Seg. 5	Lap Time	km/h	Local Time
1	33.021	5.536	10.905	30.150	23.728	245.1	9:47'23.447	
2	32.926	5.375	10.115	28.986	23.570	1'41.067	275.5	9:49'04.514
3	32.697	5.459	9.969	28.851	23.681	1'40.886	270.3	9:50'45.400
4	38.951	5.405	9.843	28.885	23.838	1'40.668	271.0	9:52'26.068
5	<b>32.611</b>	6.804	11.272	31.279	26.197	1'54.503	225.5	9:54'20.571
6	33.101	5.400	9.857	28.877	23.316	1'40.061	276.6	9:56'00.632
7	33.100	5.375	9.977	29.457	35.546	1'53.455 P	275.9	9:57'54.807
8	6'31.653	6.650	11.096	30.566	23.885	7'43.850 P	209.9	9:57'37.937
9	32.932	<b>5.342</b>	10.076	28.870	43.330	2'00.550	276.6	10:07'38.487
10	40.905	5.943	10.833	30.074	23.562	1'51.317	250.2	10:09'29.804
11	33.525	5.363	9.961	<b>28.702</b>	23.439	1'40.990	272.4	10:11'10.794
12	32.911	5.385	9.779	28.745	<b>23.234</b>	1'40.054	273.4	10:12'50.848
13	32.925	5.390	9.844	28.845	23.465	1'40.469	271.3	10:14'31.317
14	32.682	5.354	<b>9.744</b>	28.924	<b>23.234</b>	<b>1'39.938</b>	<b>279.1</b>	10:16'11.255

24° 74 K. CALIA (1'39.965)								
Lap	Seg. 1	Seg. 2	Seg. 3	Seg. 4	Seg. 5	Lap Time	km/h	Local Time
1	34.640	5.690	11.220	33.151	34.659	254.0	9:47'43.866	
2	33.403	5.473	10.108	29.588	23.671	1'43.480	265.3	9:49'26.886
3	33.569	5.418	9.810	29.461	23.180	1'41.272	266.3	9:51'08.138
		9.828	29.195	23.302	1'41.332	266.6	9:52'49.470	

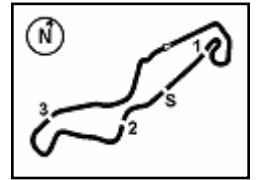
4	33.073	5.431	9.661	29.069	23.579	1'40.813	265.6	9:54'30.283
5	36.846	5.525	10.343	31.612	36.414	2'00.740 P	262.7	9:56'31.023
6	2'49.435	5.468	10.045	29.552	23.412	3'57.912 P	264.0	10:00'28.935
7	33.753	5.473	9.714	29.033	25.376	1'43.349	267.6	10:02'12.284
8	33.907	5.404	9.812	29.345	37.168	1'55.636 P	266.3	10:04'07.920
9	4'06.721	5.759	12.245	<b>34.043</b>	23.214	5'21.982 P	235.4	10:09'29.902
10	33.204	5.453	9.711	<b>28.845</b>	23.367	1'40.580	264.3	10:11'10.482
11	32.945	5.434	<b>9.594</b>	28.899	23.093	<b>1'39.965</b>	265.3	10:12'50.447
12	<b>32.819</b>	<b>5.403</b>	9.722	29.184	23.172	1'40.300	268.3	10:14'30.747
13	32.913	5.424	9.616	29.104	<b>23.044</b>	1'40.101	<b>269.3</b>	10:16'10.848

25° 59 A. SCHACHT (1'40.033)								
Lap	Seg. 1	Seg. 2	Seg. 3	Seg. 4	Seg. 5	Lap Time	km/h	Local Time
1	33.536	5.599	10.810	30.335	23.804	261.4	9:46'47.328	
2	32.925	5.469	9.981	28.986	23.462	1'41.434	265.6	9:48'28.762
3	33.223	5.480	9.796	29.012	23.437	1'40.650	264.3	9:50'09.412
4	34.829	5.503	9.931	28.854	23.402	1'40.913	257.4	9:51'50.325
5	33.115	5.494	9.971	30.970	23.370	1'44.787	258.3	9:53'35.112
6	33.434	5.557	9.689	28.913	23.440	1'40.614	265.6	9:55'15.726
7	5'38.477	5.509	10.039	29.399	35.250	1'53.580 P	262.1	9:57'09.306
8	33.251	5.509	10.039	29.382	23.603	6'47.010 P	262.1	10:03'56.316
9	33.246	5.446	9.827	29.564	24.082	1'42.170	267.6	10:05'38.486
10	<b>32.819</b>	<b>5.424</b>	9.722	<b>28.828</b>	<b>23.184</b>	<b>1'40.404</b>	<b>269.6</b>	10:07'18.890
11	32.911	5.457	9.665	28.881	23.211	<b>1'40.033</b>	262.7	10:08'58.923
12	32.911	5.512	<b>9.627</b>	28.845	23.275	1'40.170	264.7	10:10'39.093
13	33.113	5.488	9.808	28.973	23.665	1'41.047	265.0	10:12'20.140
14	41.391	5.703	10.708	29.333	23.584	1'50.719	245.1	10:14'10.859
15	33.137	5.524	9.951	29.192	23.430	1'41.234	263.0	10:15'52.093

26° 34 X. PINSACH (1'40.126)								
Lap	Seg. 1	Seg. 2	Seg. 3	Seg. 4	Seg. 5	Lap Time	km/h	Local Time
1	33.748	5.497	11.314	30.713	24.201	260.8	9:48'11.031	
2	33.239	5.381	10.058	29.108	23.472	1'41.767	275.2	9:49'52.798
3	33.343	5.348	10.100	29.260	23.411	1'41.358	275.5	9:51'34.156
4	33.071	5.442	9.819	<b>28.801</b>	<b>23.161</b>	1'40.566	276.6	9:53'14.722
5	<b>33.004</b>	5.325	9.748	28.910	23.174	1'40.228	278.7	9:54'54.950
6	<b>5.306</b>	9.769	28.868	23.179	<b>1'40.126</b>	<b>280.9</b>	9:56'35.076	
7	33.159	5.355	9.907	29.027	23.287	1'40.735	277.6	9:58'15.811
8	33.122	5.395	<b>9.708</b>	29.063	23.261	1'40.549	276.6	9:59'56.360
9	37.153	5.634	10.387	31.839	35.187	2'00.200 P	268.0	10:01'56.560
10	3'31.961	8.108	10.512	31.911	23.503	4'45.995 P	235.9	10:06'42.555
11	33.407	5.383	9.763	29.217	23.321	1'41.091	273.4	10:08'23.6



**4.5**  
**STK1000**  
**120/02**



TT Circuit Assen 4.542 m

### Dutch Round, 28-29-30 April 2017

### Superstock 1000 - Chronological Analysis Free Practice 3rd Session

4 / 4

11	33.240	5.422	9.888	29.263	23.552	1'41.365	267.6	10:09'35.476
12	<b>32.959</b>	5.377	9.788	29.023	<b>23.206</b>	<b>1'40.353</b>	272.0	10:11'15.829
13	33.083	5.369	9.720	29.016	23.342	1'40.530	271.7	10:12'56.359
14	33.046	5.406	9.951	28.959	23.290	1'40.652	271.0	10:14'37.011
15	33.079	5.388	9.795	<b>28.868</b>	23.422	1'40.552	271.3	10:16'17.563

#### 29° 6 E. PUSCEDDU (1'40.472)

Lap	Seg. 1	Seg. 2	Seg. 3	Seg. 4	Seg. 5	Lap Time	km/h	Local Time
1	33.620	5.517	11.314	30.561	24.300	1'42.238	266.3	9:47'42.566
2	33.198	5.444	10.067	29.321	23.618	1'41.648	270.0	9:51'06.452
3	35.713	5.399	9.919	29.212	23.361	1'43.604	272.4	9:52'50.056
4	33.037	5.388	9.904	<b>28.874</b>	23.269	1'40.472	272.4	9:54'30.528
5	33.651	5.507	10.789	30.798	37.112	1'57.857 P	267.3	9:56'28.385
6	4'57.615	5.560	10.825	31.780	25.132	6'10.912 P	264.7	10:02'39.297
7	40.460	7.910	13.338	36.987	25.017	2'03.712	187.3	10:04'43.009
8	34.580	<b>5.366</b>	10.196	29.168	23.663	1'42.973	<b>273.8</b>	10:06'25.982
9	32.943	5.403	9.955	28.897	23.446	1'40.644	270.7	10:08'06.626
10	34.697	5.415	9.997	29.568	23.559	1'43.236	271.0	10:09'49.862
11	33.063	5.450	9.887	28.940	23.513	1'40.853	270.0	10:11'30.715
12	38.347	5.475	10.305	29.776	<b>23.240</b>	1'47.143	268.0	10:13'17.858
13	<b>32.917</b>	5.376	<b>9.827</b>	29.116	23.281	1'40.517	<b>273.8</b>	10:14'58.375

#### 30° 50 P. BIJSTERBOSCH (1'40.675)

Lap	Seg. 1	Seg. 2	Seg. 3	Seg. 4	Seg. 5	Lap Time	km/h	Local Time
1	33.885	5.418	10.836	29.864	23.567	1'42.203	271.7	9:47'00.142
2	33.310	<b>5.314</b>	9.982	29.045	23.303	1'40.954	274.1	9:48'42.345
3	<b>33.162</b>	5.349	<b>9.756</b>	29.434	23.433	1'41.134	275.5	9:50'23.299
4	38.206	6.733	10.663	29.933	35.116	2'00.651 P	243.7	9:52'04.433
5	2'21.401	6.369	10.916	32.062	23.497	3'34.245 P	245.9	9:54'05.084
6	38.454	5.508	10.259	29.357	23.604	1'47.182	259.9	9:56'26.511
7	33.298	5.352	9.908	29.000	<b>23.255</b>	1'40.813	<b>276.2</b>	10:01'07.324
8	33.361	5.369	9.907	29.171	23.564	1'41.372	272.0	10:02'48.696
9	37.373	5.457	10.807	30.043	34.520	1'58.200 P	261.4	10:04'46.896
10	2'54.293	5.383	10.332	29.620	23.812	4'03.440 P	272.7	10:08'50.336
11	33.362	5.395	9.849	29.286	23.540	1'41.432	275.5	10:10'31.768
12	33.287	5.388	9.889	29.158	23.728	1'41.450	275.9	10:12'13.218
13	33.514	5.328	9.992	29.724	23.673	1'42.231	273.4	10:13'55.449
14	33.216	5.334	9.816	<b>28.981</b>	23.328	<b>1'40.675</b>	<b>276.2</b>	10:15'36.124

#### 31° 81 A. BERNARDI (1'40.870)

Lap	Seg. 1	Seg. 2	Seg. 3	Seg. 4	Seg. 5	Lap Time	km/h	Local Time
1	33.779	6.068	11.447	30.395	24.460	1'42.552	223.9	9:47'18.293
2	38.844	5.441	10.107	29.394	23.831	1'42.552	269.3	9:49'00.845
3	<b>32.981</b>	5.477	10.011	29.365	23.893	1'47.590	264.3	9:50'48.435
4	<b>32.884</b>	5.413	10.093	<b>28.797</b>	23.586	<b>1'40.870</b>	<b>270.7</b>	9:52'29.305
5	36.404	5.675	10.797	32.350	37.156	2'02.382 P	247.6	9:54'31.687
6	3'03.404	5.582	10.600	29.610	23.622	4'12.818 P	256.5	9:58'44.505
7	33.021	5.456	10.012	29.261	<b>23.343</b>	1'41.093	267.6	10:00'25.598
8	38.520	7.525	14.081	30.523	24.637	1'55.286	201.7	10:02'20.884
9	34.249	5.459	10.227	29.447	37.359	1'56.741 P	266.6	10:04'17.625
10	3'21.416	5.741	11.017	31.653	23.700	4'33.527 P	243.7	10:08'51.152
11	33.144	5.448	9.966	29.029	23.408	1'40.995	269.0	10:10'32.147
12	37.194	<b>5.395</b>	9.997	29.250	23.382	1'45.218	268.3	10:12'17.365
13	33.161	5.408	<b>9.928</b>	29.062	23.842	1'41.401	270.3	10:13'58.766
14	48.385	6.494	11.977	37.328	27.165	2'11.349	215.6	10:16'10.115

#### 32° 13 F. SANCHIONI (1'40.987)

Lap	Seg. 1	Seg. 2	Seg. 3	Seg. 4	Seg. 5	Lap Time	km/h	Local Time
1	34.219	5.591	11.168	30.330	24.108	1'42.429	263.4	9:47'23.391
2	33.184	5.569	9.971	29.145	23.525	1'42.429	263.4	9:49'05.820
3	<b>32.841</b>	<b>5.385</b>	9.990	29.325	23.528	1'41.412	268.3	9:50'47.232
4	33.501	5.414	9.785	29.294	23.620	1'41.614	<b>270.0</b>	9:52'28.846
5	33.619	5.455	9.706	29.335	23.424	1'41.539	265.6	9:54'10.385
6	37.250	5.499	10.806	30.441	36.179	2'00.175 P	267.6	9:56'10.560
7	3'57.763	5.540	10.532	35.728	27.401	5'16.964 P	262.7	10:01'27.524
8	33.584	5.463	9.837	29.515	23.566	1'41.965	265.6	10:03'09.489
9	33.212	5.391	9.770	29.418	23.457	1'41.248	269.6	10:04'50.737
10	33.456	5.399	9.818	<b>29.116</b>	23.830	1'41.619	268.3	10:06'32.356
11	33.307	5.408	10.323	36.311	23.407	1'48.756	266.3	10:08'21.112
12	33.318	5.438	9.690	29.388	<b>23.300</b>	1'41.134	266.3	10:10'02.246
13	33.377	5.401	9.712	29.593	23.496	1'41.579	267.6	10:11'43.825
14	42.096	6.883	10.764	29.546	23.368	1'52.657	211.4	10:13'36.482
15	<b>33.137</b>	5.414	<b>9.648</b>	29.242	23.546	<b>1'40.987</b>	268.0	10:15'17.469

#### 33° 26 M. SBAIZ (1'41.719)

Lap	Seg. 1	Seg. 2	Seg. 3	Seg. 4	Seg. 5	Lap Time	km/h	Local Time
1	33.219	5.744	11.779	31.289	25.208	1'41.719	237.2	9:47'38.094

29/04/2017

P = Pits In/Out - C = Lap-Time Cancelled

These data/results cannot be reproduced, stored and/or transmitted in whole or in part by any manner of electronic, mechanical, photocopying, recording, broadcasting or otherwise now known or herein after developed without the previous express consent by the copyright owner, except for reproduction in daily press and regular printed publications on sale to the public within 60 days of the event related to those data/results and always provided that copyright symbol appears together as follows below.

© DORNA WSBK ORGANIZATION Srl 2017

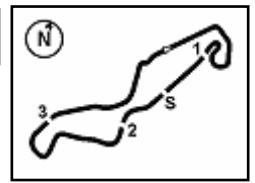
PIRELLI PERUGIA TIMING



Official Tyre Supplier



Official Timekeeper

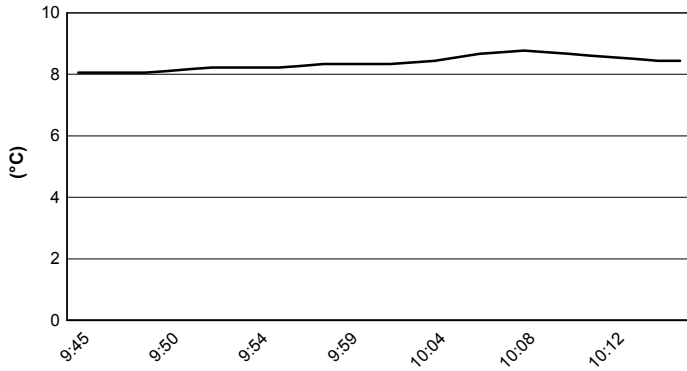


### Dutch Round, 28-29-30 April 2017

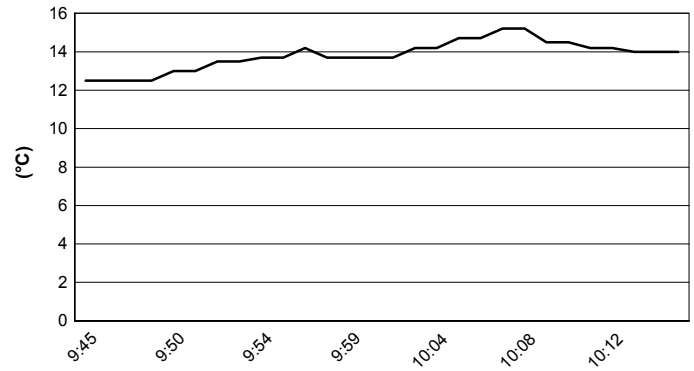
#### Superstock 1000 - Weather Report Free Practice 3rd Session

Session started 9:45 Session ended 10:17

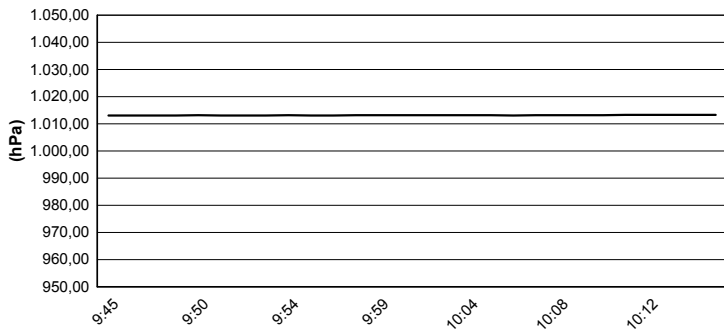
#### Air Temperature



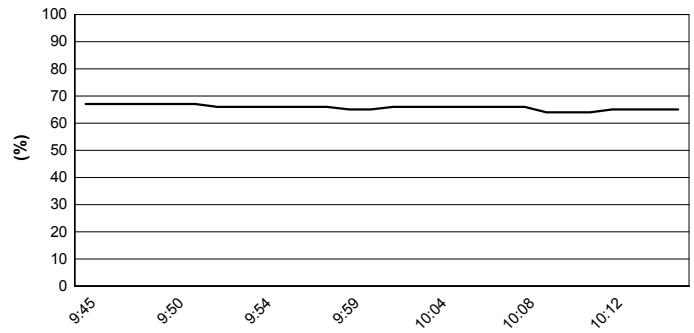
#### Track Temperature



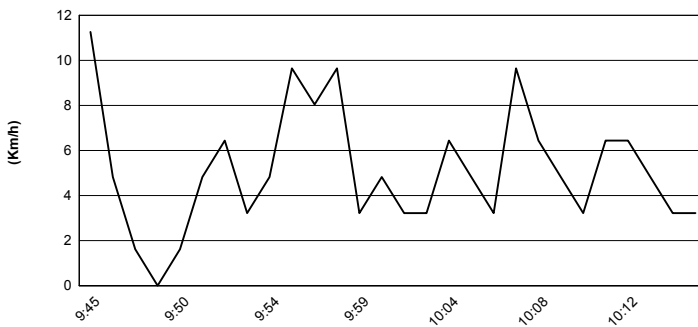
#### Air Pressure



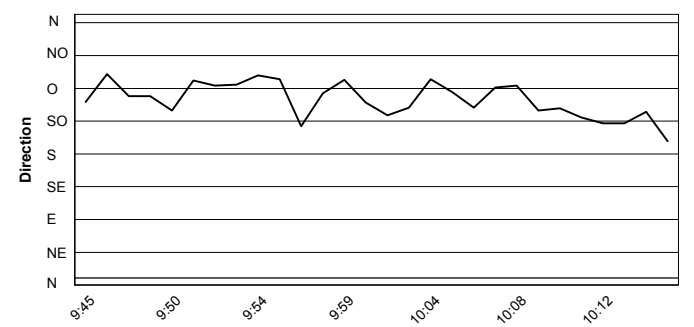
#### Humidity



#### Wind Speed



#### Wind Direction



29/04/2017

These data/results cannot be reproduced, stored and/or transmitted in whole or in part by any manner of electronic, mechanical, photocopying, recording, broadcasting or otherwise now known or herein after developed without the previous express consent by the copyright owner, except for reproduction in daily press and regular printed publications on sale to the public within 60 days of the event related to those data/results and always provided that copyright symbol appears together as follows below.

© DORNA WSBK ORGANIZATION Srl 2017

