

### Dutch Round, 28-29-30 April 2017

### Superstock 1000 - Results Warm Up

TT Circuit Assen 4.542 m

1 / 2

No.	Rider	Nat	Team	Bike	Time	Gap	Rel.	Laps	Speed	
									Avg	Max
1	21 F. MARINO	FRA	PATA Yamaha Official STK 1000 Team	Yamaha YZF R1	<b>1'37.752</b>			8	167,272	<b>279,4</b>
2	54 T. RAZGATLIOGLU	TUR	Kawasaki Puccetti Racing	Kawasaki ZX-10RR	<b>1'38.342</b>	0.590	0.590	8	166,269	<b>278,4</b>
3	55 I. MYKHALCHYK	UKR	TripleM Racing	Kawasaki ZX-10RR	<b>1'38.388</b>	0.636	0.046	8	166,191	<b>273,1</b>
4	5 M. FACCANI	ITA	Althea BMW Racing Team	BMW S 1000 RR	<b>1'38.450</b>	0.698	0.062	7	166,086	<b>278,7</b>
5	2 R. TAMBURINI	ITA	PATA Yamaha Official STK 1000 Team	Yamaha YZF R1	<b>1'38.554</b>	0.802	0.104	7	165,911	<b>276,9</b>
6	7 M. FRITZ	GER	Bayer-Bikerbox Yamaichi	Yamaha YZF R1	<b>1'38.616</b>	0.864	0.062	8	165,807	<b>276,6</b>
7	4 D. DE BOER	NED	Van Zon Remeha	BMW S 1000 RR	<b>1'38.803</b>	1.051	0.187	8	165,493	<b>274,1</b>
8	11 J. GUARNONI	FRA	Pedercini Racing Kawasaki	Kawasaki ZX-10RR	<b>1'38.949</b>	1.197	0.146	8	165,249	<b>275,2</b>
9	12 M. RINALDI	ITA	Aruba.it Racing - Junior Team	Ducati Panigale R	<b>1'38.984</b>	1.232	0.035	7	165,190	<b>277,6</b>
10	77 W. TESSELS	NED	Agro On-Benjan-Kawasaki	Kawasaki ZX-10RR	<b>1'39.010</b>	1.258	0.026	8	165,147	<b>269,6</b>
11	23 F. SANDI	ITA	Berclaz Racing Team	BMW S 1000 RR	<b>1'39.111</b>	1.359	0.101	7	164,979	<b>271,0</b>
12	70 L. VITALI	ITA	Nuova M2 Racing	Aprilia RSV 4 RF	<b>1'39.136</b>	1.384	0.025	6	164,937	<b>273,4</b>
13	57 M. JONES	AUS	Aruba.it Racing - Junior Team	Ducati Panigale R	<b>1'39.230</b>	1.478	0.094	7	164,781	<b>274,1</b>
14	32 M. MOSER	GER	TripleM Racing	Kawasaki ZX-10RR	<b>1'39.523</b>	1.771	0.293	8	164,296	<b>268,3</b>
15	19 J. PUFFE	GER	Althea MF84	BMW S 1000 RR	<b>1'39.657</b>	1.905	0.134	8	164,075	<b>278,4</b>
16	71 M. SCHEIB	CHI	Nuova M2 Racing	Aprilia RSV 4 RF	<b>1'39.710</b>	1.958	0.053	7	163,988	<b>268,6</b>
17	41 F. D'ANNUNZIO	ITA	FDA Racing Team	BMW S 1000 RR	<b>1'39.776</b>	2.024	0.066	8	163,879	<b>275,5</b>
18	87 L. MARCONI	ITA	TheBlackSheepTeam	Yamaha YZF R1	<b>1'39.823</b>	2.071	0.047	7	163,802	<b>280,2</b>
19	14 K. MANFREDI	ITA	DDM by BWG_Bike & Motor RT_Grimaldi	Kawasaki ZX-10RR	<b>1'39.914</b>	2.162	0.091	7	163,653	<b>272,0</b>
20	3 S. SUCHET	SUI	Berclaz Racing Team	BMW S 1000 RR	<b>1'39.917</b>	2.165	0.003	8	163,648	<b>278,4</b>
21	90 T. FINSTERBUSCH	GER	Agro On-Benjan-Kawasaki	Kawasaki ZX-10RR	<b>1'40.500</b>	2.748	0.583	8	162,699	<b>269,3</b>
22	44 A. TUCCI	ITA	Tucci Racing Team	Yamaha YZF R1	<b>1'40.517</b>	2.765	0.017	8	162,671	<b>278,4</b>
23	50 P. BIJSTERBOSCH	NED	Team SWPN	Yamaha YZF R1	<b>1'40.529</b>	2.777	0.012	8	162,652	<b>277,3</b>
24	18 R. CECCHINI	ITA	DDM by BWG_Bike & Motor RT_Grimaldi	Kawasaki ZX-10RR	<b>1'40.592</b>	2.840	0.063	8	162,550	<b>269,0</b>
25	74 K. CALIA	ITA	Phoenix Suzuki Racing	Suzuki GSX-R1000	<b>1'40.662</b>	2.910	0.070	8	162,437	<b>272,7</b>
26	81 A. BERNARDI	ITA	2R Road Racing	BMW S 1000 RR	<b>1'40.829</b>	3.077	0.167	8	162,168	<b>271,3</b>
27	34 X. PINSACH	ESP	ETG Racing	Kawasaki ZX-10RR	<b>1'40.922</b>	3.170	0.093	8	162,018	<b>281,6</b>
28	59 A. SCHACHT	DEN	EAB Schacht Racing Team	Ducati Panigale R	<b>1'41.076</b>	3.324	0.154	8	161,771	<b>266,6</b>
29	68 G. SCOTT	AUS	Agro On-Benjan-Kawasaki	Kawasaki ZX-10RR	<b>1'41.335</b>	3.583	0.259	7	161,358	<b>272,0</b>
30	8 A. NOCCO	ITA	DDM by BWG_Bike & Motor RT_Grimaldi	Kawasaki ZX-10RR	<b>1'41.802</b>	4.050	0.467	5	160,618	<b>276,9</b>
31	92 B. LEU	SUI	Team Trasimeno	Yamaha YZF R1	<b>1'41.984</b>	4.232	0.182	8	160,331	<b>274,8</b>
32	6 E. PUSCEDDU	ITA	Phoenix Suzuki Racing	Suzuki GSX-R1000	<b>1'42.138</b>	4.386	0.154	7	160,089	<b>272,7</b>
33	13 F. SANCIOMI	ITA	Clasitaly	BMW S 1000 RR	<b>1'42.220</b>	4.468	0.082	7	159,961	<b>272,0</b>
34	46 M. CUDEVILLE	FRA	Leader Team Flenbbo	Kawasaki ZX-10RR	<b>1'43.703</b>	5.951	1.483	8	157,673	<b>272,0</b>
35	26 M. SBAIZ	ITA	D.K.Racing	BMW S 1000 RR				0		

AIR	Humidity:	50%	Temp:	11°C
TRACK	Condition:	Dry	Temp:	17°C

Records	Pole (QP)	2017 F.Marino	1'36.775	168,960	Km/h
	Race	2015 L.Savadori	1'37.594	167,540	Km/h
	Circuit (QP)	2017 F.Marino	1'36.775	168,960	Km/h

Start 30/04/2017 10:00 End 10:17 The results are provisional until the end of the time limit for protests and appeals and the completion of the technical checks.

These data/results cannot be reproduced, stored and/or transmitted in whole or in part by any manner of electronic, mechanical, photocopying, recording, broadcasting or otherwise now known or herein after developed without the previous express consent by the copyright owner, except for reproduction in daily press and regular printed publications on sale to the public within 60 days of the event related to those data/results and always provided that copyright symbol appears together as follows below.

© DORNA WSBK ORGANIZATION Srl 2017

## Dutch Round, 28-29-30 April 2017

### Superstock 1000 - Results Warm Up

#### Session Highlights

Local Time	No. Rider	Description
10.00.00		Start
10.02.40	<b>26 M. SBAIZ</b>	Crashed - Turn 5
10.02.53	<b>19 J. PUFFE</b>	Lap Cancelled - Exit Track Limits - Turn 8
10.04.16	<b>19 J. PUFFE</b>	Lap Cancelled - Exit Track Limits - Turn 8
10.04.47	<b>41 F. D'ANNUNZIO</b>	Lap Cancelled - Exit Track Limits - Turn 8
10.14.57	<b>50 P. BIJSTERBOSCH</b>	Lap Cancelled (1'40.556) - Exceeding Track Limits - Turn 17
10.15.14	<b>70 L. VITALI</b>	Crashed - Turn 11
10.17.10		End Of Session

#### Fastest Laps Sequence

No.	Rider	Nat	Team	Bike	Local Time	Time	Gap	Avg
<b>4</b>	<b>D. DE BOER</b>	NED	Van Zon Remeha	BMW S 1000 RR	10:03'26.444	<b>1'40.010</b>		163,496
<b>54</b>	<b>T. RAZGATLIOGLU</b>	TUR	Kawasaki Puccetti Racing	Kawasaki ZX-10RR	10:03'30.744	<b>1'39.811</b>	-0.199	163,822
<b>23</b>	<b>F. SANDI</b>	ITA	Berclaz Racing Team	BMW S 1000 RR	10:03'42.673	<b>1'39.513</b>	-0.298	164,312
<b>21</b>	<b>F. MARINO</b>	FRA	PATA Yamaha Official STK 1000 Team	Yamaha YZF R1	10:04'53.360	<b>1'38.690</b>	-0.823	165,682
<b>2</b>	<b>R. TAMBURINI</b>	ITA	PATA Yamaha Official STK 1000 Team	Yamaha YZF R1	10:06'23.989	<b>1'38.554</b>	-0.136	165,911
<b>21</b>	<b>F. MARINO</b>	FRA	PATA Yamaha Official STK 1000 Team	Yamaha YZF R1	10:06'31.200	<b>1'37.840</b>	-0.714	167,122
<b>21</b>	<b>F. MARINO</b>	FRA	PATA Yamaha Official STK 1000 Team	Yamaha YZF R1	10:08'08.952	<b>1'37.752</b>	-0.088	167,272

Start                      End                      The results are provisional until the end of the time limit for protests and appeals  
 30/04/2017              10:00                      10:17                      and the completion of the technical checks.

These data/results cannot be reproduced, stored and/or transmitted in whole or in part by any manner of electronic, mechanical, photocopying, recording, broadcasting or otherwise now known or herein after developed without the previous express consent by the copyright owner, except for reproduction in daily press and regular printed publications on sale to the public within 60 days of the event related to those data/results and always provided that copyright symbol appears together as follows below.

© DORNA WSBK ORGANIZATION Srl 2017



### Dutch Round, 28-29-30 April 2017

#### Superstock 1000 - Best Sector & Speed Warm Up

#### BEST LAP

1	21 F. MARINO	Yamaha YZF R1	1'37.752
2	54 T. RAZGATLIOGLU	Kawasaki ZX-10RR	1'38.342
3	55 I. MYKHALCHYK	Kawasaki ZX-10RR	1'38.388
4	5 M. FACCANI	BMW S 1000 RR	1'38.450
5	2 R. TAMBURINI	Yamaha YZF R1	1'38.554
6	7 M. FRITZ	Yamaha YZF R1	1'38.616
7	4 D. DE BOER	BMW S 1000 RR	1'38.803
8	11 J. GUARNONI	Kawasaki ZX-10RR	1'38.949
9	12 M. RINALDI	Ducati Panigale R	1'38.984
10	77 W. TESSELS	Kawasaki ZX-10RR	1'39.010
11	23 F. SANDI	BMW S 1000 RR	1'39.111
12	70 L. VITALI	Aprilia RSV 4 RF	1'39.136
13	57 M. JONES	Ducati Panigale R	1'39.230
14	32 M. MOSER	Kawasaki ZX-10RR	1'39.523
15	19 J. PUFFE	BMW S 1000 RR	1'39.657
16	71 M. SCHEIB	Aprilia RSV 4 RF	1'39.710
17	41 F. D'ANNUNZIO	BMW S 1000 RR	1'39.776
18	87 L. MARCONI	Yamaha YZF R1	1'39.823
19	14 K. MANFREDI	Kawasaki ZX-10RR	1'39.914
20	3 S. SUCHET	BMW S 1000 RR	1'39.917
21	90 T. FINSTERBUSCH	Kawasaki ZX-10RR	1'40.500
22	44 A. TUCCI	Yamaha YZF R1	1'40.517
23	50 P. BIJSTERBOSCH	Yamaha YZF R1	1'40.529
24	18 R. CECCHINI	Kawasaki ZX-10RR	1'40.592
25	74 K. CALIA	Suzuki GSX-R1000	1'40.662
26	81 A. BERNARDI	BMW S 1000 RR	1'40.829
27	34 X. PINSACH	Kawasaki ZX-10RR	1'40.922
28	59 A. SCHACHT	Ducati Panigale R	1'41.076
29	68 G. SCOTT	Kawasaki ZX-10RR	1'41.335
30	8 A. NOCCO	Kawasaki ZX-10RR	1'41.802
31	92 B. LEU	Yamaha YZF R1	1'41.984
32	6 E. PUSCEDDU	Suzuki GSX-R1000	1'42.138
33	13 F. SANCHIONI	BMW S 1000 RR	1'42.220
34	46 M. CUDEVILLE	Kawasaki ZX-10RR	1'43.703
35	26 M. SBAIZ	BMW S 1000 RR	

#### SPEED

1	34 X. PINSACH	Kawasaki ZX-10RR	281.6
2	87 L. MARCONI	Yamaha YZF R1	280.2
3	21 F. MARINO	Yamaha YZF R1	279.4
4	5 M. FACCANI	BMW S 1000 RR	278.7
5	44 A. TUCCI	Yamaha YZF R1	278.4
6	54 T. RAZGATLIOGLU	Kawasaki ZX-10RR	278.4
7	19 J. PUFFE	BMW S 1000 RR	278.4
8	3 S. SUCHET	BMW S 1000 RR	278.4
9	12 M. RINALDI	Ducati Panigale R	277.6
10	50 P. BIJSTERBOSCH	Yamaha YZF R1	277.3
11	8 A. NOCCO	Kawasaki ZX-10RR	276.9
12	2 R. TAMBURINI	Yamaha YZF R1	276.9
13	7 M. FRITZ	Yamaha YZF R1	276.6
14	41 F. D'ANNUNZIO	BMW S 1000 RR	275.5
15	11 J. GUARNONI	Kawasaki ZX-10RR	275.2
16	92 B. LEU	Yamaha YZF R1	274.8
17	57 M. JONES	Ducati Panigale R	274.1
18	4 D. DE BOER	BMW S 1000 RR	274.1
19	70 L. VITALI	Aprilia RSV 4 RF	273.4
20	55 I. MYKHALCHYK	Kawasaki ZX-10RR	273.1
21	74 K. CALIA	Suzuki GSX-R1000	272.7
22	6 E. PUSCEDDU	Suzuki GSX-R1000	272.7
23	68 G. SCOTT	Kawasaki ZX-10RR	272.0
24	46 M. CUDEVILLE	Kawasaki ZX-10RR	272.0
25	13 F. SANCHIONI	BMW S 1000 RR	272.0
26	14 K. MANFREDI	Kawasaki ZX-10RR	272.0
27	81 A. BERNARDI	BMW S 1000 RR	271.3
28	23 F. SANDI	BMW S 1000 RR	271.0
29	77 W. TESSELS	Kawasaki ZX-10RR	269.6
30	90 T. FINSTERBUSCH	Kawasaki ZX-10RR	269.3
31	18 R. CECCHINI	Kawasaki ZX-10RR	269.0
32	71 M. SCHEIB	Aprilia RSV 4 RF	268.6
33	32 M. MOSER	Kawasaki ZX-10RR	268.3
34	59 A. SCHACHT	Ducati Panigale R	266.6

#### SEG. 1

1	21 F. MARINO	31.961
2	2 R. TAMBURINI	32.109
3	54 T. RAZGATLIOGLU	32.203
4	70 L. VITALI	32.263
5	55 I. MYKHALCHYK	32.305
6	7 M. FRITZ	32.331
7	5 M. FACCANI	32.332
8	77 W. TESSELS	32.370
9	11 J. GUARNONI	32.372
10	12 M. RINALDI	32.374
11	4 D. DE BOER	32.392
12	87 L. MARCONI	32.441
13	41 F. D'ANNUNZIO	32.514
14	57 M. JONES	32.556
15	71 M. SCHEIB	32.601
16	23 F. SANDI	32.602
17	44 A. TUCCI	32.706
18	19 J. PUFFE	32.719
19	14 K. MANFREDI	32.750
20	32 M. MOSER	32.750
21	3 S. SUCHET	32.817
22	50 P. BIJSTERBOSCH	32.980
23	74 K. CALIA	32.990
24	18 R. CECCHINI	33.039
25	81 A. BERNARDI	33.074
26	68 G. SCOTT	33.081
27	90 T. FINSTERBUSCH	33.086
28	6 E. PUSCEDDU	33.097
29	59 A. SCHACHT	33.124
30	34 X. PINSACH	33.138
31	8 A. NOCCO	33.271
32	92 B. LEU	33.319
33	13 F. SANCHIONI	33.625
34	46 M. CUDEVILLE	33.834

#### SEG. 2

1	54 T. RAZGATLIOGLU	5.257
2	21 F. MARINO	5.271
3	2 R. TAMBURINI	5.275
4	3 S. SUCHET	5.279
5	19 J. PUFFE	5.293
6	7 M. FRITZ	5.295
7	70 L. VITALI	5.296
8	41 F. D'ANNUNZIO	5.299
9	34 X. PINSACH	5.300
10	12 M. RINALDI	5.300
11	87 L. MARCONI	5.305
12	5 M. FACCANI	5.314
13	23 F. SANDI	5.323
14	50 P. BIJSTERBOSCH	5.340
15	4 D. DE BOER	5.356
16	57 M. JONES	5.357
17	74 K. CALIA	5.358
18	71 M. SCHEIB	5.370
19	8 A. NOCCO	5.373
20	11 J. GUARNONI	5.375
21	18 R. CECCHINI	5.377
22	44 A. TUCCI	5.378
23	14 K. MANFREDI	5.383
24	55 I. MYKHALCHYK	5.388
25	90 T. FINSTERBUSCH	5.388
26	68 G. SCOTT	5.396
27	92 B. LEU	5.402
28	6 E. PUSCEDDU	5.409
29	81 A. BERNARDI	5.413
30	13 F. SANCHIONI	5.426
31	77 W. TESSELS	5.443
32	32 M. MOSER	5.445
33	59 A. SCHACHT	5.481
34	46 M. CUDEVILLE	5.490
35	26 M. SBAIZ	5.525

#### SEG. 3

1	21 F. MARINO	9.419
2	7 M. FRITZ	9.423
3	77 W. TESSELS	9.473
4	54 T. RAZGATLIOGLU	9.497
5	11 J. GUARNONI	9.537
6	55 I. MYKHALCHYK	9.543
7	14 K. MANFREDI	9.544
8	5 M. FACCANI	9.544
9	32 M. MOSER	9.566
10	57 M. JONES	9.576
11	4 D. DE BOER	9.594
12	23 F. SANDI	9.632
13	19 J. PUFFE	9.633
14	3 S. SUCHET	9.637
15	12 M. RINALDI	9.655
16	87 L. MARCONI	9.664
17	74 K. CALIA	9.671
18	2 R. TAMBURINI	9.676
19	90 T. FINSTERBUSCH	9.679
20	18 R. CECCHINI	9.686
21	71 M. SCHEIB	9.713
22	13 F. SANCHIONI	9.744
23	59 A. SCHACHT	9.749
24	70 L. VITALI	9.755
25	81 A. BERNARDI	9.771
26	50 P. BIJSTERBOSCH	9.785
27	92 B. LEU	9.834
28	44 A. TUCCI	9.842
29	41 F. D'ANNUNZIO	9.842
30	34 X. PINSACH	9.854
31	68 G. SCOTT	9.883
32	8 A. NOCCO	9.907
33	6 E. PUSCEDDU	10.008
34	46 M. CUDEVILLE	10.276
35	26 M. SBAIZ	10.741

#### SEG. 4

1	2 R. TAMBURINI	28.260
2	55 I. MYKHALCHYK	28.277
3	21 F. MARINO	28.285
4	70 L. VITALI	28.387
5	5 M. FACCANI	28.417
6	54 T. RAZGATLIOGLU	28.421
7	12 M. RINALDI	28.462
8	11 J. GUARNONI	28.478
9	4 D. DE BOER	28.498
10	77 W. TESSELS	28.519
11	23 F. SANDI	28.547
12	57 M. JONES	28.565
13	7 M. FRITZ	28.586
14	41 F. D'ANNUNZIO	28.591
15	32 M. MOSER	28.618
16	71 M. SCHEIB	28.709
17	14 K. MANFREDI	28.731
18	87 L. MARCONI	28.738
19	50 P. BIJSTERBOSCH	28.762
20	3 S. SUCHET	28.804
21	44 A. TUCCI	28.845
22	90 T. FINSTERBUSCH	28.903
23	19 J. PUFFE	28.941
24	59 A. SCHACHT	28.954
25	81 A. BERNARDI	28.956
26	18 R. CECCHINI	29.055
27	34 X. PINSACH	29.091
28	74 K. CALIA	29.096
29	8 A. NOCCO	29.249
30	13 F. SANCHIONI	29.278
31	68 G. SCOTT	29.301
32	6 E. PUSCEDDU	29.328
33	92 B. LEU	29.363
34	46 M. CUDEVILLE	29.718
35	26 M. SBAIZ	29.906

#### SEG. 5

1	21 F. MARINO	22.608
2	54 T. RAZGATLIOGLU	22.708
3	55 I. MYKHALCHYK	22.787
4	7 M. FRITZ	22.803
5	5 M. FACCANI	22.823
6	4 D. DE BOER	22.866
7	23 F. SANDI	22.883
8	77 W. TESSELS	22.959
9	11 J. GUARNONI	22.975
10	32 M. MOSER	22.993
11	12 M. RINALDI	23.006
12	2 R. TAMBURINI	23.011
13	19 J. PUFFE	23.060
14	3 S. SUCHET	23.094
15	87 L. MARCONI	23.115
16	57 M. JONES	23.133
17	70 L. VITALI	23.157
18	74 K. CALIA	23.163
19	18 R. CECCHINI	23.180
20	14 K. MANFREDI	23.188
21	71 M. SCHEIB	23.253
22	34 X. PINSACH	23.333
23	41 F. D'ANNUNZIO	23.373
24	50 P. BIJSTERBOSCH	23.376
25	90 T. FINSTERBUSCH	23.400
26	68 G. SCOTT	23.494
27	44 A. TUCCI	23.516
28	81 A. BERNARDI	23.527
29	59 A. SCHACHT	23.530
30	13 F. SANCHIONI	23.598
31	92 B. LEU	23.703
32	8 A. NOCCO	23.735
33	6 E. PUSCEDDU	23.836
34	26 M. SBAIZ	24.291
35	46 M. CUDEVILLE	24.311

30/04/2017

These data/results cannot be reproduced, stored and/or transmitted in whole or in part by any manner of electronic, mechanical, photocopying, recording, broadcasting or otherwise now known or herein after developed without the previous express consent by the copyright owner, except for reproduction in daily press and regular printed publications on sale to the public within 60 days of the event related to those data/results and always provided that copyright symbol appears together as follows below.

© DORNA WSBK ORGANIZATION Srl 2017

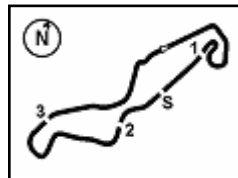
FICR PERUGIA TIMING



Official Tyre Supplier



Official Timekeeper



### Dutch Round, 28-29-30 April 2017

#### Superstock 1000 - Ideal Times Warm Up

No.	Rider	Nat	Bike	Seg. 1	Seg. 2	Seg. 3	Seg. 4	Seg. 5	Ideal Time		
				Diff. 1	Diff. 2	Diff. 3	Diff. 4	Diff. 5	Best Lap	Pos.	Diff.
1	21 F. MARINO	FRA	Yamaha YZF R1	31.961 0.068	5.271 0.042	9.419	28.285 0.043	22.608 0.055	1'37.544 1'37.752	2	0.208
2	54 T. RAZGATLIOGLU	TUR	Kawasaki ZX-10RR	32.203 0.037	5.257 0.124	9.497 0.056	28.421	22.708 0.039	1'38.086 1'38.342	3	0.256
3	55 I. MYKHALCHYK	UKR	Kawasaki ZX-10RR	32.305	5.388 0.033	9.543	28.277 0.055	22.787	1'38.300 1'38.388	4	0.088
4	2 R. TAMBURINI	ITA	Yamaha YZF R1	32.109 0.184	5.275 0.018	9.676 0.021	28.260	23.011	1'38.331 1'38.554	6	0.223
5	5 M. FACCANI	ITA	BMW S 1000 RR	32.332	5.314 0.020	9.544	28.417	22.823	1'38.430 1'38.450	5	0.020
6	7 M. FRITZ	GER	Yamaha YZF R1	32.331	5.295 0.106	9.423	28.586	22.803 0.072	1'38.438 1'38.616	7	0.178
7	4 D. DE BOER	NED	BMW S 1000 RR	32.392	5.356 0.023	9.594	28.498 0.023	22.866 0.051	1'38.706 1'38.803	8	0.097
8	11 J. GUARNONI	FRA	Kawasaki ZX-10RR	32.372 0.114	5.375 0.004	9.537 0.012	28.478 0.054	22.975 0.028	1'38.737 1'38.949	9	0.212
9	77 W. TESSELS	NED	Kawasaki ZX-10RR	32.370	5.443 0.063	9.473 0.061	28.519	22.959 0.122	1'38.764 1'39.010	11	0.246
10	12 M. RINALDI	ITA	Ducati Panigale R	32.374 0.088	5.300 0.082	9.655	28.462	23.006 0.017	1'38.797 1'38.984	10	0.187
11	70 L. VITALI	ITA	Aprilia RSV 4 RF	32.263 0.220	5.296	9.755 0.040	28.387	23.157 0.018	1'38.858 1'39.136	13	0.278
12	23 F. SANDI	ITA	BMW S 1000 RR	32.602 0.009	5.323 0.083	9.632 0.020	28.547 0.012	22.883	1'38.987 1'39.111	12	0.124
13	57 M. JONES	AUS	Ducati Panigale R	32.556	5.357	9.576	28.565 0.043	23.133	1'39.187 1'39.230	14	0.043
14	87 L. MARCONI	ITA	Yamaha YZF R1	32.441	5.305 0.081	9.664 0.123	28.738 0.139	23.115 0.217	1'39.263 1'39.823	19	0.560
15	32 M. MOSER	GER	Kawasaki ZX-10RR	32.750 0.123	5.445 0.020	9.566 0.008	28.618	22.993	1'39.372 1'39.523	15	0.151
16	14 K. MANFREDI	ITA	Kawasaki ZX-10RR	32.750 0.150	5.383	9.544 0.081	28.731 0.087	23.188	1'39.596 1'39.914	20	0.318
17	41 F. D'ANNUNZIO	ITA	BMW S 1000 RR	32.514 0.005	5.299 0.048	9.842	28.591 0.104	23.373	1'39.619 1'39.776	18	0.157
18	3 S. SUCHET	SUI	BMW S 1000 RR	32.817	5.279 0.050	9.637 0.110	28.804 0.126	23.094	1'39.631 1'39.917	21	0.286
19	71 M. SCHEIB	CHI	Aprilia RSV 4 RF	32.601	5.370 0.026	9.713	28.709 0.038	23.253	1'39.646 1'39.710	17	0.064
20	19 J. PUFFE	GER	BMW S 1000 RR	32.719	5.293 0.011	9.633	28.941	23.060	1'39.646 1'39.657	16	0.011
21	50 P. BIJSTERBOSCH	NED	Yamaha YZF R1	32.980 0.072	5.340 0.037	9.785 0.018	28.762 0.100	23.376 0.059	1'40.243 1'40.529	24	0.286
22	74 K. CALIA	ITA	Suzuki GSX-R1000	32.990	5.358 0.046	9.671	29.096 0.026	23.163 0.312	1'40.278 1'40.662	26	0.384
23	44 A. TUCCI	ITA	Yamaha YZF R1	32.706 0.153	5.378 0.030	9.842 0.047	28.845	23.516	1'40.287 1'40.517	23	0.230
24	18 R. CECCHINI	ITA	Kawasaki ZX-10RR	33.039 0.036	5.377 0.086	9.686 0.103	29.055 0.030	23.180	1'40.337 1'40.592	25	0.255
25	90 T. FINSTERBUSCH	GER	Kawasaki ZX-10RR	33.086	5.388 0.044	9.679	28.903	23.400	1'40.456 1'40.500	22	0.044
26	34 X. PINSACH	ESP	Kawasaki ZX-10RR	33.138	5.300 0.095	9.854 0.035	29.091 0.076	23.333	1'40.716 1'40.922	28	0.206
27	81 A. BERNARDI	ITA	BMW S 1000 RR	33.074	5.413 0.049	9.771	28.956 0.039	23.527	1'40.741 1'40.829	27	0.088
28	59 A. SCHACHT	DEN	Ducati Panigale R	33.124 0.029	5.481 0.014	9.749 0.002	28.954 0.095	23.530 0.098	1'40.838 1'41.076	29	0.238
29	68 G. SCOTT	AUS	Kawasaki ZX-10RR	33.081 0.093	5.396	9.883 0.076	29.301 0.011	23.494	1'41.155 1'41.335	30	0.180
30	8 A. NOCCO	ITA	Kawasaki ZX-10RR	33.271	5.373 0.083	9.907 0.035	29.249 0.023	23.735 0.126	1'41.535 1'41.802	31	0.267
31	92 B. LEU	SUI	Yamaha YZF R1	33.319	5.402 0.100	9.834	29.363 0.056	23.703 0.207	1'41.621 1'41.984	32	0.363
32	13 F. SANCHIONI	ITA	BMW S 1000 RR	33.625	5.426	9.744 0.105	29.278 0.444	23.598	1'41.671 1'42.220	34	0.549
33	6 E. PUSCEDDU	ITA	Suzuki GSX-R1000	33.097	5.409 0.035	10.008 0.064	29.328 0.361	23.836	1'41.678 1'42.138	33	0.460

30/04/2017

These data/results cannot be reproduced, stored and/or transmitted in whole or in part by any manner of electronic, mechanical, photocopying, recording, broadcasting or otherwise now known or herein after developed without the previous express consent by the copyright owner, except for reproduction in daily press and regular printed publications on sale to the public within 60 days of the event related to those data/results and always provided that copyright symbol appears together as follows below.

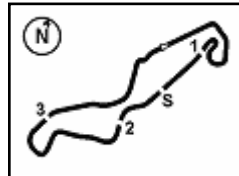
© DORNA WSBK ORGANIZATION Srl 2017





6.3

STK1000  
120/02



TT Circuit Assen 4.542 m  
2 / 2

### Dutch Round, 28-29-30 April 2017

#### Superstock 1000 - Ideal Times Warm Up

No.	Rider	Nat	Bike	Seg. 1	Seg. 2	Seg. 3	Seg. 4	Seg. 5	Ideal Time			
				Diff. 1	Diff. 2	Diff. 3	Diff. 4	Diff. 5	Best Lap	Pos.	Diff.	
34	46 M. CUDEVILLE	FRA	Kawasaki ZX-10RR	33.834 0.047	5.490 0.027	10.276	29.718	24.311	1'43.629	1'43.703	35	0.074
<b>Overall Ideal Time</b>				31.961	5.257	9.419	28.260	22.608	<b>1'37.505</b>			

30/04/2017  
 These data/results cannot be reproduced, stored and/or transmitted in whole or in part by any manner of electronic, mechanical, photocopying, recording, broadcasting or otherwise now known or herein after developed without the previous express consent by the copyright owner, except for reproduction in daily press and regular printed publications on sale to the public within 60 days of the event related to those data/results and always provided that copyright symbol appears together as follows below.  
 © DORNA WSBK ORGANIZATION Srl 2017

PIRELLI PERUGIA TIMING



Official Tyre Supplier

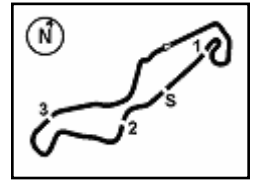


Official Timekeeper





**6.4**  
STK1000  
120/02



TT Circuit Assen 4.542 m

### Dutch Round, 28-29-30 April 2017

#### Superstock 1000 - Chronological Analysis Warm Up

1 / 3

1° 21 F. MARINO (1'37.752)								
Lap	Seg. 1	Seg. 2	Seg. 3	Seg. 4	Seg. 5	Lap Time	km/h	Local Time
1	32.527	5.467	9.819	33.706	23.536	1'38.690	271.0	10:03'14.670
2	31.999	5.314	9.660	28.361	22.811	1'37.840	276.6	10:06'31.200
3	32.029	5.313	9.419	28.328	22.663	1'37.752	278.7	10:08'08.952
4	31.961	5.271	9.605	29.149	22.845	1'38.831	278.0	10:09'47.783
5	32.312	5.344	9.501	28.369	22.608	1'38.134	275.5	10:11'25.917
6	32.043	5.326	9.533	28.466	22.641	1'38.009	279.4	10:13'03.926
7	32.208	5.318	9.550	28.427	22.836	1'38.339	279.1	10:14'42.265
8	37.333	5.464	9.699	29.763	23.799	1'46.058	270.0	10:16'28.323

2° 54 T. RAZGATLIOGLU (1'38.342)								
Lap	Seg. 1	Seg. 2	Seg. 3	Seg. 4	Seg. 5	Lap Time	km/h	Local Time
1	32.960	5.318	10.755	29.400	23.724	1'39.811	278.4	10:01'50.933
2	33.189	5.336	9.687	28.684	23.107	1'40.003	275.5	10:05'10.747
3	32.856	5.376	9.589	28.650	22.800	1'39.271	275.5	10:06'50.018
4	32.291	5.331	9.565	28.578	22.708	1'38.473	276.2	10:08'28.491
5	32.240	5.381	9.553	28.421	22.747	1'38.342	272.4	10:10'06.833
6	37.325	5.386	9.740	28.810	23.026	1'44.287	273.1	10:11'51.120
7	32.203	5.316	9.534	28.619	23.029	1'38.701	275.2	10:13'29.821
8	32.345	5.337	9.497	28.674	22.816	1'38.669	274.5	10:15'08.490

3° 55 I. MYKHALCHYK (1'38.388)								
Lap	Seg. 1	Seg. 2	Seg. 3	Seg. 4	Seg. 5	Lap Time	km/h	Local Time
1	33.479	5.816	10.290	30.288	25.322	1'41.719	266.6	10:02'59.241
2	33.261	5.452	9.709	28.687	23.433	1'40.542	272.0	10:06'21.502
3	32.665	5.388	9.645	31.404	23.272	1'42.374	273.1	10:08'03.876
4	32.305	5.421	9.543	28.332	22.787	1'38.388	271.3	10:09'42.264
5	32.447	5.428	9.573	28.277	23.085	1'38.810	272.0	10:11'21.074
6	32.386	5.431	9.565	28.496	23.531	1'39.409	272.4	10:13'00.483
7	38.583	6.296	10.006	31.446	23.631	1'49.962	246.5	10:14'50.445
8	32.831	5.463	9.633	28.903	23.328	1'40.158	269.3	10:16'30.603

4° 5 M. FACCANI (1'38.450)								
Lap	Seg. 1	Seg. 2	Seg. 3	Seg. 4	Seg. 5	Lap Time	km/h	Local Time
1	33.674	5.468	10.394	29.865	24.149	1'41.327	274.8	10:02'58.820
2	33.085	6.833	10.690	28.724	23.330	1'42.662	182.5	10:06'22.809
3	32.401	5.314	9.706	29.586	22.982	1'39.989	278.7	10:08'02.798
4	32.424	5.360	9.739	28.736	22.939	1'39.198	276.6	10:09'41.996
5	33.747	5.502	9.790	28.462	23.056	1'40.557	272.4	10:11'22.553
6	32.332	5.334	9.544	28.417	22.823	1'38.450	277.6	10:13'01.003
7	37.800	5.994	10.379	30.608	36.726	2'01.507 P	256.5	10:15'02.510

5° 2 R. TAMBURINI (1'38.554)								
Lap	Seg. 1	Seg. 2	Seg. 3	Seg. 4	Seg. 5	Lap Time	km/h	Local Time
1	33.288	5.497	10.909	30.755	24.529	1'41.136	271.3	10:04'45.435
2	32.293	5.293	9.697	28.260	23.011	1'38.554	274.1	10:06'23.989
3	33.870	5.358	10.013	29.356	33.202	1'51.799 P	273.1	10:08'15.788
4	2'13.162	5.346	10.283	28.784	23.559	3'21.134 P	275.5	10:11'36.922
5	32.243	5.334	9.676	28.416	23.076	1'38.745	275.5	10:13'15.667
6	32.109	5.275	9.734	28.489	23.636	1'39.243	276.9	10:14'54.910
7	32.266	5.290	9.764	28.552	23.064	1'38.936	276.6	10:16'33.846

6° 7 M. FRITZ (1'38.616)								
Lap	Seg. 1	Seg. 2	Seg. 3	Seg. 4	Seg. 5	Lap Time	km/h	Local Time
1	32.930	5.575	10.145	30.962	23.555	1'39.930	276.6	10:03'01.216
2	32.648	5.295	9.663	28.762	22.803	1'39.171	275.5	10:06'20.317
3	32.550	5.379	9.588	34.965	23.587	1'46.069	273.8	10:08'06.386
4	32.403	5.401	9.813	28.795	23.085	1'39.497	268.6	10:09'45.883
5	32.524	5.391	9.545	28.597	22.872	1'38.929	271.3	10:11'24.812
6	32.331	5.401	9.423	28.586	22.875	1'38.616	268.6	10:13'03.428
7	32.398	5.371	9.482	28.847	22.904	1'39.002	274.1	10:14'42.430
8	34.355	5.447	9.517	32.897	23.640	1'45.856	267.6	10:16'28.286

7° 4 D. DE BOER (1'38.803)								
Lap	Seg. 1	Seg. 2	Seg. 3	Seg. 4	Seg. 5	Lap Time	km/h	Local Time
1	33.013	5.530	10.728	30.110	23.856	1'40.010	272.7	10:01'46.434
2	32.468	5.409	9.669	28.547	22.981	1'39.074	271.7	10:03'26.444
3	32.401	5.390	9.627	28.498	22.942	1'38.858	272.7	10:06'44.376

8° 11 J. GUARNONI (1'38.949)								
Lap	Seg. 1	Seg. 2	Seg. 3	Seg. 4	Seg. 5	Lap Time	km/h	Local Time
4	32.451	5.443	9.618	28.631	22.866	1'39.009	271.3	10:08'23.385
5	32.918	5.760	10.145	32.162	24.167	1'45.152	249.0	10:10'08.537
6	32.783	5.396	9.787	28.840	23.065	1'39.871	272.4	10:11'48.408
7	32.392	5.379	9.594	28.521	22.917	1'38.803	274.1	10:13'27.211
8	35.628	5.356	9.792	28.975	23.389	1'43.140	272.7	10:15'10.351

9° 12 M. RINALDI (1'38.984)								
Lap	Seg. 1	Seg. 2	Seg. 3	Seg. 4	Seg. 5	Lap Time	km/h	Local Time
1	33.054	5.605	10.748	30.711	24.981	1'41.494	256.8	10:02'32.814
2	32.451	5.418	10.254	29.138	23.630	1'39.246	271.0	10:04'14.308
3	33.233	5.420	9.799	29.472	24.172	1'42.096	269.3	10:07'35.650
4	32.445	5.389	9.689	28.483	23.109	1'39.115	274.8	10:09'14.765
5	32.486	5.379	9.549	28.532	23.003	1'38.949	275.2	10:10'53.714
6	32.372	5.435	9.546	28.658	22.975	1'38.986	270.0	10:12'32.700
7	32.391	5.400	9.597	28.550	23.214	1'39.152	273.8	10:14'11.852
8	32.550	5.375	9.537	28.567	23.580	1'39.609	275.2	10:15'51.461

10° 77 W. TESSELS (1'39.010)								
Lap	Seg. 1	Seg. 2	Seg. 3	Seg. 4	Seg. 5	Lap Time	km/h	Local Time
1	33.372	5.519	11.227	30.183	24.378	1'40.952	249.9	10:02'46.523
2	32.471	5.344	9.722	28.676	23.199	1'39.212	274.1	10:04'27.475
3	32.507	5.351	9.729	28.694	33.087	1'49.368 P	273.8	10:07'56.055
4	1'17.485	5.388	9.853	29.203	23.141	2'25.070 P	273.1	10:10'21.125
5	32.462	5.382	9.655	28.462	23.023	1'38.984	275.2	10:12'00.109
6	32.386	5.300	9.723	28.482	23.173	1'39.064	277.6	10:13'39.173
7	32.374	5.313	9.806	28.555	23.006	1'39.054	277.3	10:15'18.227

11° 23 F. SANDI (1'39.111)								
Lap	Seg. 1	Seg. 2	Seg. 3	Seg. 4	Seg. 5	Lap Time	km/h	Local Time
1	33.435	5.549	9.892	29.092	23.716	1'40.893	268.3	10:03'47.071
2	32.871	5.468	9.611	28.706	23.180	1'39.836	267.3	10:05'26.907
3	32.701	5.443	9.579	28.585	23.073	1'39.381	269.6	10:07'06.288
4	32.745	5.493	9.528	28.701	23.575	1'40.042	267.0	10:08'46.330
5	32.552	5.478	9.622	28.703	22.959	1'39.314	268.0	10:10'25.644
6	32.469	5.464	9.473	28.710	23.083	1'39.199	268.6	10:12'04.843
7	32.370	5.506	9.534	28.519	23.081	1'39.010	267.0	10:13'43.853
8	32.686	5.516	9.524	28.636	1'01.291	2'17.653 P	266.3	10:16'01.566

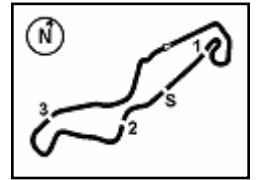
12° 70 L. VITALI (1'39.136)								
Lap	Seg. 1	Seg. 2	Seg. 3	Seg. 4	Seg. 5	Lap Time	km/h	Local Time
1	32.905	5.484	10.194	30.144	23.343	1'39.513	271.0	10:03'42.673
2	32.793	5.366	9.690	28.561	23.434	1'39.844	268.6	10:05'22.517
3	32.611	5.406	9.652	28.559	22.883	1'39.111	269.0	10:07'01.628
4	39.144	8.326	12.569	39.624	38.819	2'18.482 P	156.4	10:09'20.110
5	2'42.609	5.424	9.915	31.646	23.311	3'52.905 P	265.3	10:13'13.015
6	32.602	5.331	9.738	28.547	23.215	1'39.433	266.3	10:14'52.448
7	32.822	5.323	9.723	29.207	23.673	1'40.748	268.6	10:16'33.196

13° 57 M. JONES (1'39.230)								
Lap	Seg. 1	Seg. 2	Seg. 3	Seg. 4	Seg. 5	Lap Time	km/h	Local Time
1	33.163	5.475	10.784	30.178	23.720	1'40.200	273.4	10:01'46.566
2	32.483	5.296	9.886	28.686	23.167	1'39.136	272.4	10:03'26.766
3	32.398	5.342	9.795	28.387	23.175	1'39.136	272.4	10:05'05.902
4	2'07.366	5.368	9.822	28.654	34.055	1'50.271 P	272.0	10:06'56.173
5	32.375	5.367	9.811	28.731	23.510	1'39.111	269.6	10:10'10.959
6	32.375	5.367	9.783	28.566	23.157	1'39.248	269.3	10:11'50.207
7	32.263	5.336	9.794	28.793	23.243	1'39.429	270.0	10:13'29.636

14° 32 M. MOSER (1'39.523)								
Lap	Seg. 1	Seg. 2	Seg. 3	Seg. 4	Seg. 5	Lap Time	km/h	Local Time
1	33.856	5.803	10.4					



**6.4**  
STK1000  
120/02



TT Circuit Assen 4.542 m

### Dutch Round, 28-29-30 April 2017

#### Superstock 1000 - Chronological Analysis Warm Up

2 / 3

Lap	Seg. 1	Seg. 2	Seg. 3	Seg. 4	Seg. 5	Lap Time	km/h	Local Time
2	33.258	5.521	9.869	29.215	23.686	1'41.549	254.3	10:05'57.044
3	33.077	5.481	9.860	29.149	23.350	1'40.917	261.4	10:07'37.961
4	<b>32.750</b>	<b>5.445</b>	<b>9.566</b>	<b>28.686</b>	<b>23.131</b>	<b>1'39.578</b>	<b>268.3</b>	10:09'17.539
5	32.873	5.465	9.574	<b>28.618</b>	<b>22.993</b>	<b>1'39.523</b>	267.3	10:10'57.062
6	33.235	5.517	9.937	29.102	23.462	1'41.253	264.7	10:12'38.315
7	33.261	5.481	9.785	29.043	23.628	1'41.198	266.6	10:14'19.513
8	32.977	5.477	9.780	29.012	23.295	1'40.541	267.0	10:16'00.054

15° 19 J. PUFFE (1'39.657)								
Lap	Seg. 1	Seg. 2	Seg. 3	Seg. 4	Seg. 5	Lap Time	km/h	Local Time
1	33.720	<b>5.293</b>	9.861	29.530	23.701	1'42.105 C	<b>278.4</b>	10:04'42.223
2	33.439	5.364	10.039	29.244	23.335	1'41.421	275.2	10:06'23.644
3	33.103	5.321	9.785	31.478	24.323	1'44.010	276.2	10:08'07.654
4	32.998	5.347	9.640	29.015	23.327	1'40.327	277.3	10:09'47.981
5	32.877	5.300	9.700	29.027	23.149	1'40.053	<b>278.4</b>	10:11'28.034
6	<b>32.719</b>	5.304	<b>9.633</b>	<b>28.941</b>	<b>23.060</b>	<b>1'39.657</b>	278.0	10:13'07.691
7	33.587	5.436	9.960	29.507	23.663	1'42.153	271.3	10:14'49.844
8	37.107	5.721	9.839	29.013	23.439	1'45.119	260.8	10:16'34.963

16° 71 M. SCHEIB (1'39.710)								
Lap	Seg. 1	Seg. 2	Seg. 3	Seg. 4	Seg. 5	Lap Time	km/h	Local Time
1	32.917	5.430	10.556	30.347	24.042	1'40.143	<b>268.6</b>	10:01'47.301
2	32.839	5.498	9.893	<b>28.709</b>	23.254	1'40.143	<b>268.6</b>	10:03'27.444
3	<b>32.601</b>	5.396	<b>9.713</b>	<b>28.811</b>	<b>23.253</b>	<b>1'39.710</b>	268.0	10:05'07.675
4	32.754	5.424	9.794	28.909	37.487	1'54.368 P	266.3	10:06'47.385
5	2'36.273	5.474	10.162	29.288	23.888	3'45.085 P	262.1	10:12'26.838
6	32.825	5.431	9.818	28.837	23.755	1'40.666	265.3	10:14'07.504
7	33.009	5.432	9.876	28.954	23.682	1'40.953	266.3	10:15'48.457

17° 41 F. D'ANNUNZIO (1'39.776)								
Lap	Seg. 1	Seg. 2	Seg. 3	Seg. 4	Seg. 5	Lap Time	km/h	Local Time
1	33.703	5.445	10.916	30.334	24.790	1'41.909	259.2	10:01'49.202
2	33.253	5.348	10.106	28.806	23.946	1'41.909	272.4	10:03'31.111
3	<b>32.514</b>	5.351	10.274	29.654	23.923	1'42.403 C	273.1	10:05'13.514
4	32.817	5.376	9.946	28.711	23.640	1'40.908	271.3	10:06'54.422
5	32.528	5.351	9.906	28.778	23.403	1'39.966	274.8	10:08'34.912
6	32.519	5.347	<b>9.842</b>	<b>28.695</b>	<b>23.373</b>	<b>1'39.776</b>	<b>275.5</b>	10:10'14.878
7	32.580	5.352	9.892	<b>28.591</b>	23.437	1'39.852	273.4	10:13'34.506
8	44.340	5.732	10.146	29.489	23.825	1'53.532	262.1	10:15'28.038

18° 87 L. MARCONI (1'39.823)								
Lap	Seg. 1	Seg. 2	Seg. 3	Seg. 4	Seg. 5	Lap Time	km/h	Local Time
1	33.153	5.502	10.367	30.102	24.505	1'40.980	268.0	10:02'59.704
2	32.981	5.305	10.079	29.028	23.415	1'40.980	276.2	10:04'40.684
3	32.736	5.361	9.753	29.140	23.257	1'40.493	271.3	10:06'21.177
4	32.736	5.361	<b>9.664</b>	33.987	24.256	1'46.004	277.3	10:08'07.181
5	32.663	5.494	9.740	28.846	23.319	1'40.062	273.1	10:09'47.243
6	33.005	5.306	9.715	<b>28.738</b>	<b>23.115</b>	<b>1'39.879</b>	<b>280.2</b>	10:11'27.122
7	<b>32.441</b>	5.386	9.787	28.877	23.332	<b>1'39.823</b>	275.9	10:13'06.945
8	36.587	7.981	13.504	30.463	36.902	2'05.437 P	130.5	10:15'12.382

19° 14 K. MANFREDI (1'39.914)								
Lap	Seg. 1	Seg. 2	Seg. 3	Seg. 4	Seg. 5	Lap Time	km/h	Local Time
1	33.110	5.454	10.763	29.968	23.714	1'40.201	255.2	10:01'47.737
2	32.797	5.386	9.673	<b>28.731</b>	23.301	1'40.201	<b>272.0</b>	10:03'27.938
3	<b>32.750</b>	5.387	9.635	28.882	23.284	1'39.985	268.3	10:05'07.923
4	32.150	5.420	9.597	28.857	23.303	1'39.927	266.6	10:06'47.850
5	32.905	6.013	10.300	31.035	24.238	1'58.761	251.1	10:08'46.611
6	32.914	5.383	9.625	28.818	<b>23.188</b>	<b>1'39.914</b>	268.6	10:10'26.525
7	32.914	5.462	<b>9.544</b>	29.456	35.666	1'53.042	267.3	10:12'19.567
8	33.091	5.399	9.596	29.409	41.462	1'58.957 P	269.6	10:14'18.524

20° 3 S. SUCHET (1'39.917)								
Lap	Seg. 1	Seg. 2	Seg. 3	Seg. 4	Seg. 5	Lap Time	km/h	Local Time
1	33.622	5.391	10.737	30.175	24.219	1'41.384	251.4	10:01'48.821
2	33.964	5.279	9.811	29.012	23.660	1'41.384	275.9	10:03'30.205
3	33.150	5.295	9.972	28.908	23.466	1'41.605	<b>278.4</b>	10:05'11.810
4	32.906	5.338	9.675	28.913	23.427	1'40.503	269.3	10:06'52.313
5	32.906	5.307	9.709	28.976	23.358	1'40.256	276.2	10:08'32.569
6	35.155	5.688	9.971	29.070	23.614	1'43.498	272.4	10:10'16.067
7	<b>32.817</b>	5.329	9.747	28.930	<b>23.094</b>	<b>1'39.917</b>	275.9	10:11'55.984
8	34.152	8.323	10.907	29.872	23.524	1'46.778	160.2	10:13'42.762
9	32.927	5.307	<b>9.637</b>	<b>28.804</b>	23.627	1'40.302	277.3	10:15'23.064

21° 90 T. FINSTERBUSCH (1'40.500)								
Lap	Seg. 1	Seg. 2	Seg. 3	Seg. 4	Seg. 5	Lap Time	km/h	Local Time
1	33.917	5.569	10.703	30.501	24.318	1'42.414	249.6	10:02'07.502
2	33.686	5.423	10.106	29.330	23.638	1'41.696	267.0	10:03'49.916
3	33.186	5.411	9.850	28.986	23.438	1'40.871	<b>269.3</b>	10:07'12.483
4	34.292	5.531	10.064	29.326	23.592	1'42.805	258.9	10:08'55.288
5	34.104	5.648	9.798	29.680	24.063	1'43.293	261.4	10:10'38.581
6	<b>33.086</b>	5.432	<b>9.679</b>	<b>28.903</b>	<b>23.400</b>	<b>1'40.500</b>	266.3	10:12'19.081
7	33.276	5.450	9.825	29.555	24.139	1'42.245	265.6	10:14'01.326
8	33.207	<b>5.388</b>	9.801	29.063	23.407	1'40.866	268.0	10:15'42.192

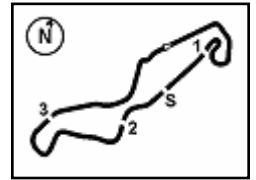
22° 44 A. TUCCI (1'40.517)								
Lap	Seg. 1	Seg. 2	Seg. 3	Seg. 4	Seg. 5	Lap Time	km/h	Local Time
1	33.450	5.458	10.438	31.303	26.021	1'41.949	267.3	10:02'07.684
2	33.213	5.451	9.960	28.979	23.988	1'41.591	272.0	10:05'31.224
3	33.085	5.384	9.851	28.990	23.681	1'40.891	275.9	10:07'12.115
4	35.197	6.654	11.721	37.481	25.572	1'56.625	218.7	10:09'08.740
5	32.893	5.417	<b>9.842</b>	28.884	23.701	1'40.737	276.9	10:10'49.477
6	32.859	5.408	9.889	<b>28.845</b>	<b>23.516</b>	<b>1'40.517</b>	276.9	10:12'29.994
7	32.920	5.384	10.151	30.538	23.931	1'42.924	271.7	10:14'12.918
8	<b>32.706</b>	<b>5.378</b>	10.114	29.535	24.184	1'41.917	<b>278.4</b>	10:15'54.835

23° 50 P. BIJSTERBOSCH (1'40.529)								
Lap	Seg. 1	Seg. 2	Seg. 3	Seg. 4	Seg. 5	Lap Time	km/h	Local Time
1	33.521	5.411	10.739	30.297	24.212	1'41.390	266.3	10:01'47.896
2	32.981	5.340	9.930	29.223	<b>23.376</b>	1'41.094	274.5	10:03'29.286
3	33.360	5.368	9.915	29.194	23.635	1'41.094	272.0	10:05'10.380
4	33.164	5.368	9.909	28.952	23.541	1'41.130	<b>277.3</b>	10:06'51.510
5	33.164	5.450	9.859	29.029	23.462	1'40.964	273.1	10:08'32.474
6	33.052	5.377	9.803	28.862	23.435	<b>1'40.529</b>	272.4	10:10'13.003
7	33.147	5.405	<b>9.785</b>	<b>28.762</b>	23.463	1'40.562	273.4	10:11'53.565
8	<b>32.980</b>	5.423	9.788	29.006	23.359	1'40.556 C	269.3	10:13'34.121
9	33.213	5.431	9.807	29.539	24.066	1'42.056	272.7	10:15'16.177

24° 18 R. CECCHINI (1'40.592)								
Lap	Seg. 1	Seg. 2	Seg. 3	Seg. 4	Seg. 5	Lap Time	km/h	Local Time
1	33.923	5.611	11.089	32.488	24.524	2'05.225	254.3	10:02'04.977
2	33.075	5.377	10.121	31.870	23.934	1'42.237	<b>269.0</b>	10:04'10.202
3	<b>33.039</b>	5.463	9.789	29.085	<b>23.180</b>	<b>1'40.592</b>	269.0	10:05'50.794
4	33.039	5.477	9.823	30.256	23.595	1'42.190	267.3	10:07'32.984
5	33.100	5.519	<b>9.686</b>	29.442	23.911	1'41.658	26	



**6.4**  
STK1000  
120/02



TT Circuit Assen 4.542 m

### Dutch Round, 28-29-30 April 2017

#### Superstock 1000 - Chronological Analysis Warm Up

3 / 3

Lap	Seg. 1	Seg. 2	Seg. 3	Seg. 4	Seg. 5	Lap Time	km/h	Local Time
2	33.294	<b>5.300</b>	10.001	29.677	23.777	1'42.049	<b>281.6</b>	10:05'13.830
3	33.287	5.353	<b>9.854</b>	29.202	23.467	1'41.163	278.4	10:06'54.993
4	<b>33.138</b>	5.395	9.889	29.167	<b>23.333</b>	<b>1'40.922</b>	277.3	10:08'35.915
5	33.228	5.308	9.929	29.233	23.534	1'41.232	280.9	10:10'17.147
6	33.323	5.393	9.880	<b>29.091</b>	23.529	1'41.216	277.3	10:11'58.363
7	34.011	5.878	10.097	29.235	23.966	1'43.187	263.7	10:13'41.550
8	33.180	5.421	9.971	29.195	23.591	1'41.358	274.8	10:15'22.908

1	34.718	<b>5.490</b>	10.541	30.164	24.773	1'45.686	268.0	10:03'39.119
2	33.962	5.569	10.507	29.823	24.996	1'44.857	269.0	10:05'23.976
3	34.276	5.700	10.377	29.749	25.203	1'45.305	267.0	10:07'09.281
4	<b>33.834</b>	5.512	10.325	29.741	25.078	1'44.490	270.0	10:08'53.771
5	33.949	5.543	10.373	30.168	24.708	1'44.741	270.0	10:10'38.512
6	33.881	5.517	<b>10.276</b>	<b>29.718</b>	<b>24.311</b>	<b>1'43.703</b>	271.7	10:12'22.215
7	33.996	5.496	10.395	30.304	25.030	1'45.221	<b>272.0</b>	10:14'07.436
8	34.065	5.521	10.350	29.798	24.752	1'44.486	271.3	10:15'51.922

28° 59 A. SCHACHT (1'41.076)								
Lap	Seg. 1	Seg. 2	Seg. 3	Seg. 4	Seg. 5	Lap Time	km/h	Local Time
1	33.715	5.599	10.465	30.113	25.086	1'42.172	263.4	10:02'33.170
2	33.260	5.506	10.089	29.069	23.793	1'41.451	264.3	10:04'15.342
3	<b>33.124</b>	5.512	9.927	29.174	23.578	1'41.432	264.0	10:05'56.793
4	33.146	<b>5.481</b>	9.862	29.179	23.751	1'41.432	<b>266.6</b>	10:07'38.225
5	33.142	<b>5.481</b>	<b>9.749</b>	29.214	23.552	1'41.213	265.3	10:09'19.438
6	33.142	<b>5.481</b>	<b>9.749</b>	29.204	23.976	1'41.552	265.0	10:11'00.990
7	33.516	5.525	9.818	29.157	<b>23.530</b>	1'41.546	265.0	10:12'42.536
8	33.381	5.561	9.834	<b>28.954</b>	23.768	1'41.498	264.3	10:14'24.034
9	33.153	5.495	9.751	29.049	23.628	1'41.076	264.3	10:16'05.110

35° 26 M. SBAIZ								
Lap	Seg. 1	Seg. 2	Seg. 3	Seg. 4	Seg. 5	Lap Time	km/h	Local Time
1			5.525	10.741	29.906	24.291	<b>265.0</b>	10:01'51.223

29° 68 G. SCOTT (1'41.335)								
Lap	Seg. 1	Seg. 2	Seg. 3	Seg. 4	Seg. 5	Lap Time	km/h	Local Time
1	34.243	5.467	10.168	30.019	24.468	1'42.947	267.0	10:02'14.730
2	33.673	5.462	9.905	29.372	23.965	1'41.451	267.6	10:03'57.677
3	1'15.402	5.413	10.041	29.602	24.051	2'24.509 P	270.0	10:05'51.738
4	33.702	5.413	9.883	29.376	23.801	1'42.201	270.0	10:08'16.247
5	33.383	5.435	9.891	<b>29.301</b>	23.528	1'41.538	270.0	10:09'58.448
6	<b>33.081</b>	5.421	10.106	29.554	23.662	1'41.824	<b>272.0</b>	10:11'39.986
7	33.174	<b>5.396</b>	9.959	29.312	<b>23.494</b>	1'41.335	271.0	10:13'21.810

30° 8 A. NOCCO (1'41.802)								
Lap	Seg. 1	Seg. 2	Seg. 3	Seg. 4	Seg. 5	Lap Time	km/h	Local Time
1	33.485	5.499	10.761	31.086	24.192	1'41.842	260.8	10:01'48.249
2	33.948	<b>5.373</b>	9.907	29.325	23.752	1'41.842	<b>276.9</b>	10:03'30.091
3	2'05.964	5.406	10.171	29.807	33.957	1'53.289 P	273.8	10:05'23.380
4	33.271	5.414	10.003	<b>29.249</b>	<b>23.735</b>	1'41.802	273.4	10:07'37.745
5	33.271	5.456	9.942	29.272	23.861	1'41.802	271.7	10:10'19.547
6	33.877	5.957	10.218	30.678	34.288	1'55.018 P	258.0	10:12'14.565

31° 92 B. LEU (1'41.984)								
Lap	Seg. 1	Seg. 2	Seg. 3	Seg. 4	Seg. 5	Lap Time	km/h	Local Time
1	33.970	5.426	10.741	30.385	24.677	1'42.612	263.0	10:01'49.803
2	33.659	<b>5.402</b>	10.072	29.463	23.705	1'42.612	273.1	10:03'32.415
3	33.648	5.419	9.903	29.552	23.889	1'42.422	<b>274.8</b>	10:05'14.837
4	33.697	5.505	9.938	30.682	<b>23.703</b>	1'43.476	272.0	10:06'58.313
5	33.717	5.549	9.868	29.577	24.301	1'42.992	270.0	10:08'41.305
6	33.717	5.446	10.063	<b>29.363</b>	23.871	1'42.460	273.1	10:10'23.765
7	33.353	5.439	9.844	29.614	24.026	1'42.276	273.1	10:12'06.041
8	<b>33.319</b>	5.502	<b>9.834</b>	29.419	23.910	1'41.984	271.7	10:13'48.025
9	36.062	5.723	10.226	30.661	24.808	1'47.480	264.3	10:15'35.505

32° 6 E. PUSCEDDU (1'42.138)								
Lap	Seg. 1	Seg. 2	Seg. 3	Seg. 4	Seg. 5	Lap Time	km/h	Local Time
1	34.252	5.757	11.580	32.538	25.403	1'46.820	258.6	10:02'05.647
2	33.520	<b>5.409</b>	10.284	32.276	24.599	1'46.820	269.0	10:03'52.467
3	33.782	5.492	10.114	29.480	24.147	1'42.753	269.0	10:05'35.220
4	1'50.873	6.309	11.139	31.238	40.297	2'06.765 P	232.4	10:07'41.985
5	33.563	6.097	11.137	32.107	25.007	3'05.221 P	248.5	10:10'47.206
6	33.563	5.483	<b>10.008</b>	<b>29.328</b>	23.913	1'42.295	269.6	10:12'29.501
7	<b>33.097</b>	5.444	10.072	29.689	<b>23.836</b>	1'42.138	271.3	10:14'11.639
8	33.256	5.466	10.401	35.052	41.877	2'06.052 P	<b>272.7</b>	10:16'17.691

33° 13 F. SANCHIONI (1'42.220)								
Lap	Seg. 1	Seg. 2	Seg. 3	Seg. 4	Seg. 5	Lap Time	km/h	Local Time
1	1'49.828	5.669	11.185	30.690	34.716	3'03.079 P	252.5	10:02'49.894
2	34.411	5.528	10.987	32.499	24.237	1'43.291	264.3	10:05'52.973
3	33.625	5.429	10.153	29.475	23.823	1'43.291	<b>272.0</b>	10:07'36.264
4	33.636	<b>5.426</b>	9.849	29.722	<b>23.598</b>	1'42.220	267.6	10:09'18.484
5	34.136	5.470	<b>9.744</b>	29.553	24.029	1'42.432	271.0	10:11'00.916
6	40.322	5.438	9.850	<b>29.278</b>	23.727	1'42.429	271.3	10:12'43.345
7	35.040	5.827	10.376	30.691	24.096	1'51.312	258.9	10:14'34.657
8		8.472	12.611	40.671	29.278	2'06.072	166.2	10:16'40.729

34° 46 M. CUDEVILLE (1'43.703)								
Lap	Seg. 1	Seg. 2	Seg. 3	Seg. 4	Seg. 5	Lap Time	km/h	Local Time
1		5.526	10.804	30.665	24.974		268.0	10:01'53.433

30/04/2017 P = Pits In/Out - C = Lap-Time Cancelled

These data/results cannot be reproduced, stored and/or transmitted in whole or in part by any manner of electronic, mechanical, photocopying, recording, broadcasting or otherwise now known or herein after developed without the previous express consent by the copyright owner, except for reproduction in daily press and regular printed publications on sale to the public within 60 days of the event related to those data/results and always provided that copyright symbol appears together as follows below.

© DORNA WSBK ORGANIZATION Srl 2017

PIRELLI PERUGIA TIMING

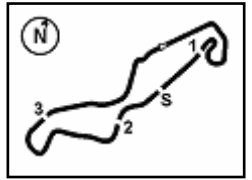


Official Tyre Supplier



Official Timekeeper

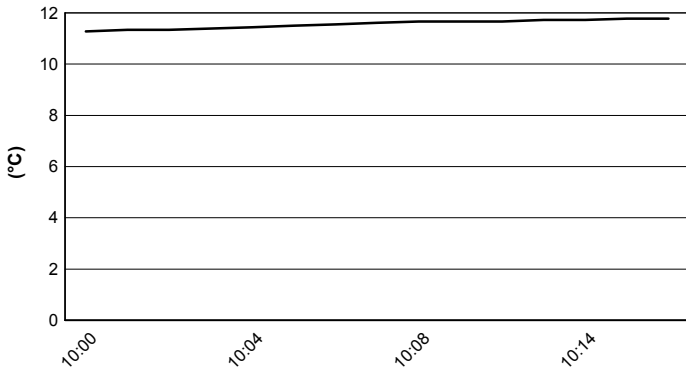




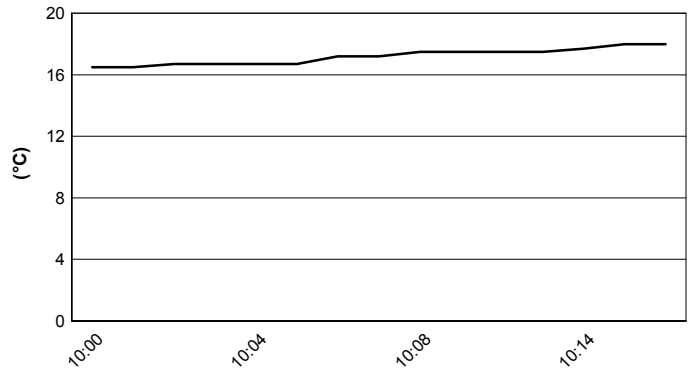
**Dutch Round, 28-29-30 April 2017**  
**Superstock 1000 - Weather Report Warm Up**

Session started 10:00      Session ended 10:17

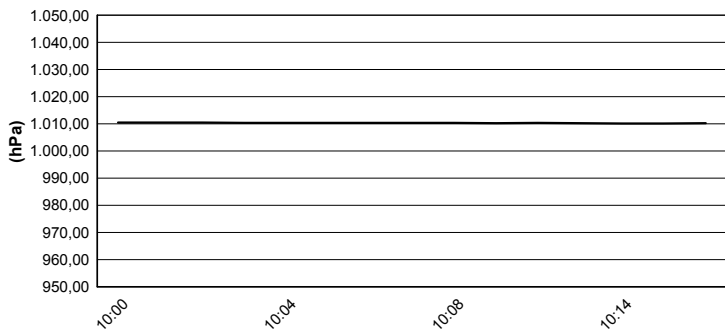
**Air Temperature**



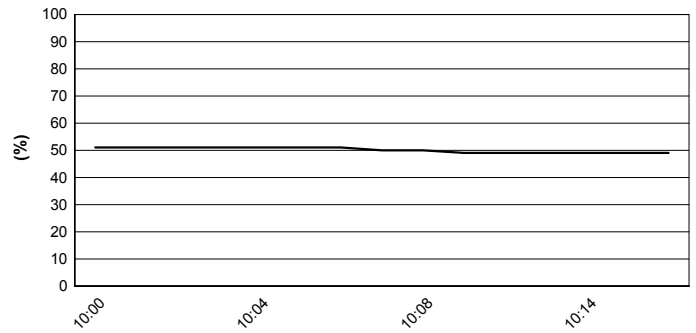
**Track Temperature**



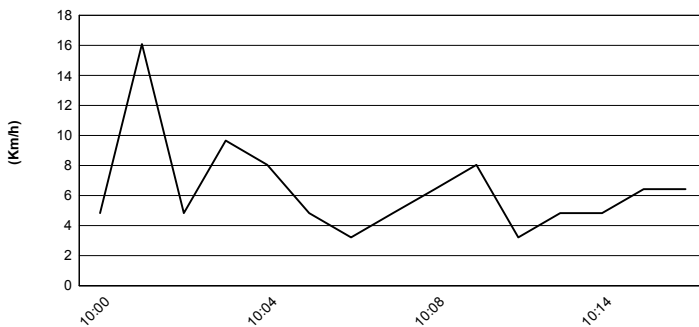
**Air Pressure**



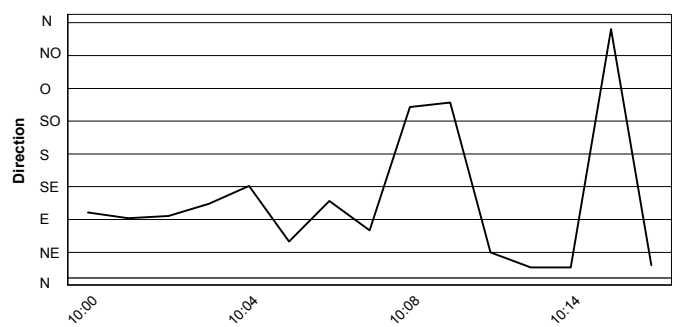
**Humidity**



**Wind Speed**



**Wind Direction**

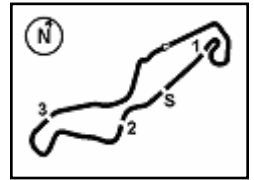


30/04/2017

These data/results cannot be reproduced, stored and/or transmitted in whole or in part by any manner of electronic, mechanical, photocopying, recording, broadcasting or otherwise now known or herein after developed without the previous express consent by the copyright owner, except for reproduction in daily press and regular printed publications on sale to the public within 60 days of the event related to those data/results and always provided that copyright symbol appears together as follows below.

© DORNA WSBK ORGANIZATION Srl 2017





TT Circuit Assen 4.542 m

### Dutch Round, 28-29-30 April 2017

#### Superstock 1000 - Starting Grid

14 Laps x 4,542 km = 63,588 km

1	21 <b>MARINO F.</b> Yamaha 1'36.775	2	54 <b>RAZGATLIOGLU T.</b> Kawasaki 1'37.117	3	2 <b>TAMBURINI R.</b> Yamaha 1'37.126
2	4 <b>DE BOER D.</b> BMW 1'37.232	5	5 <b>FACCANI M.</b> BMW 1'37.262	6	57 <b>JONES M.</b> Ducati 1'37.458
3	12 <b>RINALDI M.</b> Ducati 1'37.484	8	23 <b>SANDI F.</b> BMW 1'37.697	9	7 <b>FRITZ M.</b> Yamaha 1'37.754
4	55 <b>MYKHALCHYK I.</b> Kawasaki 1'37.858	11	77 <b>TESSELS W.</b> Kawasaki 1'37.860	12	11 <b>GUARNONI J.</b> Kawasaki 1'37.895
5	71 <b>SCHEIB M.</b> Aprilia 1'38.050	14	70 <b>VITALI L.</b> Aprilia 1'38.112	15	3 <b>SUCHET S.</b> BMW 1'38.179
6	87 <b>MARCONI L.</b> Yamaha 1'38.337	17	19 <b>PUFFE J.</b> BMW 1'38.686	18	41 <b>D'ANNUNZIO F.</b> BMW 1'38.836
7	59 <b>SCHACHT A.</b> Ducati 1'39.010	20	32 <b>MOSER M.</b> Kawasaki 1'39.035	21	90 <b>FINSTERBUSCH T.</b> Kawasaki 1'39.196
8	8 <b>NOCCO A.</b> Kawasaki 1'39.257	23	6 <b>PUSCEDDU E.</b> Suzuki 1'39.300	24	14 <b>MANFREDI K.</b> Kawasaki 1'39.313
9	81 <b>BERNARDI A.</b> BMW 1'39.316	26	74 <b>CALIA K.</b> Suzuki 1'39.319	27	18 <b>CECCHINI R.</b> Kawasaki 1'39.402
10	44 <b>TUCCI A.</b> Yamaha 1'39.409	29	34 <b>PINSACH X.</b> Kawasaki 1'39.636	30	68 <b>SCOTT G.</b> Kawasaki 1'39.787
11	50 <b>BIJSTERBOSCH P.</b> Yamaha 1'39.826	32	26 <b>SBAIZ M.</b> BMW 1'40.660	33	92 <b>LEU B.</b> Yamaha 1'40.675
12	13 <b>SANCHIONI F.</b> BMW 1'40.871	35	46 <b>CUDEVILLE M.</b> Kawasaki 1'41.201		

30/04/2017 Jury President .....

..... Race Director

These data/results cannot be reproduced, stored and/or transmitted in whole or in part by any manner of electronic, mechanical, photocopying, recording, broadcasting or otherwise now known or herein after developed without the previous express consent by the copyright owner, except for reproduction in daily press and regular printed publications on sale to the public within 60 days of the event related to those data/results and always provided that copyright symbol appears together as follows below.

© DORNA WSBK ORGANIZATION Srl 2017

FIKR PERUGIA TIMING



Official Tyre Supplier



Official Timekeeper