

Portuguese Round, 15-16-17 September 2017

World Superbike - Results Race 1

Laps 20 = 91,840 Km - Time of Race 34'38.383 - Avg. 159,078 km/h

Portimao 4.592 m

1 / 2

Pos	Race	Grid	No. Rider	Nat	Team	Bike	LL	Gap	Fastest Lap	Speed	Qualifying		Ranking		
											Time	Speed	R1	R2	Tot
1	1	1	J. REA	GBR	Kawasaki Racing Team	Kawasaki ZX-10RR	20		1'42.937	302,5	1'41.430	305,1	25	406	1
2	9	7	C. DAVIES	GBR	Aruba.it Racing - Ducati	Ducati Panigale R	20	6.189	1'43.416	305,1	1'43.071	305,9	20	296	3
3	5	33	M. MELANDRI	ITA	Aruba.it Racing - Ducati	Ducati Panigale R	20	10.166	1'43.657	300,8	1'42.439	305,1	16	234	4
4	11	2	L. CAMIER	GBR	MV Agusta Reparto Corse	MV Agusta 1000 F4	20	10.508	1'43.737	302,5		301,7	13	133	8
5	7	60	M. VAN DER MARK	NED	Pata Yamaha Official WorldSBK Team	Yamaha YZF R1	20	13.739	1'43.710	303,4	1'42.608	303,4	11	146	7
6	6	81	J. TORRES	ESP	Althea BMW Racing Team	BMW S 1000 RR	20	16.816	1'43.825	300,0	1'42.586	303,4	10	119	9
7	2	50	E. LAVERTY	IRL	Milwaukee Aprilia	Aprilia RSV4 RF	20	18.786	1'43.736	301,7	1'42.197	304,2	9	104	10
8	3	32	L. SAVADORI	ITA	Milwaukee Aprilia	Aprilia RSV4 RF	20	22.090	1'43.918	298,3	1'42.374	305,1	8	89	11
9	10	12	X. FORÉS	ESP	BARNI Racing Team	Ducati Panigale R	20	28.430	1'43.975	298,3	1'43.116	301,7	7	153	6
10	14	40	R. RAMOS	ESP	Team Kawasaki Go Eleven	Kawasaki ZX-10RR	20	38.746	1'44.572	294,3	1'44.120	295,1	6	83	12
11	13	35	R. DE ROSA	ITA	Althea BMW Racing Team	BMW S 1000 RR	20	43.181	1'44.904	295,9	1'43.918	300,0	5	36	17
12	17	86	A. BADOVINI	ITA	Grillini Racing Team	Kawasaki ZX-10RR	20	43.212	1'45.001	290,3	1'44.865	299,2	4	18	21
13	16	13	A. WEST	AUS	Kawasaki Puccetti Racing	Kawasaki ZX-10RR	20	43.325	1'45.269	289,5	1'44.400	291,1	3	3	27
14	15	84	R. RUSSO	ITA	Pedercini Racing SC-Project	Kawasaki ZX-10RR	20	43.412	1'44.981	297,5	1'44.253	291,9	2	10	23
15	19	72	T. TAKAHASHI	JPN	Red Bull Honda World Superbike Team	Honda CBR1000RR	20	54.303	1'46.012	298,3	1'45.290	301,7	1	1	29
16	20	37	O. JEZEK	CZE	Grillini Racing Team	Kawasaki ZX-10RR	20	59.880	1'46.082	290,3	1'45.309	288,8		12	22
17	18	121	A. ANDREOZZI	ITA	Guandalini Racing	Yamaha YZF R1	20	1'04.441	1'45.815	294,3	1'45.259	288,8			
18	4	22	A. LOWES	GBR	Pata Yamaha Official WorldSBK Team	Yamaha YZF R1	19	1 Lap	1'43.834	295,9	1'42.413	300,8		169	5
-----Not Classified-----															
RET	12	36	L. MERCADO	ARG	IODARacing	Aprilia RSV4 RF	16	4 Laps	1'44.370	295,9	1'43.710	300,0		75	13
RET	8	6	S. BRADL	GER	Red Bull Honda World Superbike Team	Honda CBR1000RR	2	18 Laps	1'45.005	300,0	1'42.870	301,7		67	14

AIR	Humidity:	47%	Temp:	22°C
TRACK	Condition:	Dry	Temp:	39°C

Records	Pole (SP2)	2013	T.Sykes	1'41.360	163,09 Km/h
	Race (RC2)	2013	T.Sykes	1'42.475	161,32 Km/h
	Circuit (SP2)	2013	T.Sykes	1'41.360	163,09 Km/h
Race Fastest Lap	Lap 2	J.Rea	1'42.937	160,60 Km/h	

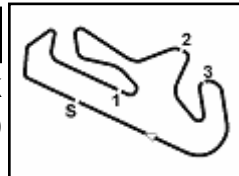
LAP LEADERS				
No. Rider	From	To	Laps	Total
1 J. REA	1	20	20	20

TOTAL LEADER LAPS				
No. Rider	Laps			
1 J. REA	174	22	A. LOWES	5
7 C. DAVIES	123	50	E. LAVERTY	2
66 T. SYKES	31	36	L. MERCADO	1
33 M. MELANDRI	23			
60 M. VAN DER MARK	13			
12 X. FORÉS	8			
81 J. TORRES	8			

Start 16/09/2017 15:01 End 15:36 The results are provisional until the end of the time limit for protests and appeals and the completion of the technical checks.

These data/results cannot be reproduced, stored and/or transmitted in whole or in part by any manner of electronic, mechanical, photocopying, recording, broadcasting or otherwise now known or herein after developed without the previous express consent by the copyright owner, except for reproduction in daily press and regular printed publications on sale to the public within 60 days of the event related to those data/results and always provided that copyright symbol appears together as follows below.

© DORNA WSBK ORGANIZATION Srl 2017



Portuguese Round, 15-16-17 September 2017 World Superbike - Results Race 1

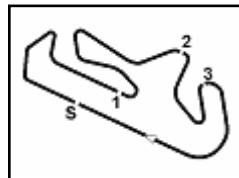
Race Highlights

Time	No. Rider	Description
14.40.00		Pit Lane Opened
14.45.00		Pit Lane Closed
14.58.05		Warm-up Lap Start
15.01.01		Start
15.02.49		No Jump Start
15.06.03	6 Bradl	Crashed - Turn 14
15.06.28	6 Bradl	Out
15.13.46	22 Lowes	Crashed - Turn 5
15.13.58	22 Lowes	Re-joined
15.16.21	36 Mercado	Crashed - Turn 13
15.16.50	36 Mercado	Re-joined
15.24.22	22 Lowes	Entered Pits
15.29.18	36 Mercado	On the Gravel - Re-Joined - Turn 13
15.29.41	36 Mercado	Entered Pits
15.30.40	36 Mercado	Retired
15.36.38		End Of Session

Start End The results are provisional until the end of the time limit for protests and appeals
16/09/2017 15:01 15:36 and the completion of the technical checks.

These data/results cannot be reproduced, stored and/or transmitted in whole or in part by any manner of electronic, mechanical, photocopying, recording, broadcasting or otherwise now known or herein after developed without the previous express consent by the copyright owner, except for reproduction in daily press and regular printed publications on sale to the public within 60 days of the event related to those data/results and always provided that copyright symbol appears together as follows below.

© DORNA WSBK ORGANIZATION Srl 2017



Portimao 4.592 m

1 / 3
Portuguese Round, 15-16-17 September 2017
World Superbike - Lap Chart Race 1

Lap

	1	2	3	4	5	6	7	8	9	10	11	12	13	14	15	16	17	18	19	20
1	1	1	1	1	1	1	1	1	1	1	1	1	1	1	1	1	1	1	1	1
2	50	50	50	50	7	7	7	7	7	7	7	7	7	7	7	7	7	7	7	7
3	32	32	7	7	50	50	50	33	33	33	33	33	33	33	33	33	33	33	33	33
4	7	7	32	33	33	33	33	50	50	50	50	2	2	2	2	2	2	2	2	2
5	33	33	33	32	32	32	2	2	2	2	2	50	50	60	60	60	60	60	60	60
6	6	12	12	12	2	2	32	32	60	60	60	60	60	50	50	81	81	81	81	81
7	12	6	2	2	12	22	22	60	81	81	81	81	81	81	81	50	50	50	50	50
8	2	2	60	60	60	60	60	81	32	32	32	32	32	32	32	32	32	32	32	32
9	60	60	22	22	22	12	81	12	12	12	12	12	12	12	12	12	12	12	12	12
10	22	22	81	81	81	81	12	36	40	40	40	40	40	40	40	40	40	40	40	40
11	81	81	36	36	36	36	36	40	13	13	13	13	13	13	13	13	35	86	35	35
12	36	36	40	40	40	40	40	13	84	86	84	84	35	35	35	35	13	35	86	86
13	40	40	35	35	84	86	84	86	86	84	86	35	84	84	86	86	86	13	13	13
14	84	35	84	84	86	84	13	84	35	35	35	86	86	86	84	84	84	84	84	84
15	35	84	86	86	13	13	86	35	72	72	72	72	72	72	72	72	72	72	72	72
16	86	86	13	13	35	35	35	121	37	37	37	37	37	37	37	37	37	37	37	37
17	13	13	121	121	121	121	121	72	121	121	121	121	121	121	121	121	121	121	121	121
18	121	121	72	72	72	72	72	37	36	36	36	36	36	36	36	36	22	22	22	
19	72	72	37	37	37	37	37	22	22	22	22	22	22	22	22	22				
20	37	37																		

Final Result

1	1 J. REA	Laps 20
2	7 C. DAVIES	6.189
3	33 M. MELANDRI	10.166
4	2 L. CAMIER	10.508
5	60 M. VAN DER MARK	13.739
6	81 J. TORRES	16.816
7	50 E. LAVERTY	18.786
8	32 L. SAVADORI	22.090
9	12 X. FORÉS	28.430
10	40 R. RAMOS	38.746
11	35 R. DE ROSA	43.181
12	86 A. BADOVINI	43.212
13	13 A. WEST	43.325
14	84 R. RUSSO	43.412
15	72 T. TAKAHASHI	54.303
16	37 O. JEZEK	59.880
17	121 A. ANDREOZZI	1'04.441
18	22 A. LOWES	1 Lap
RET	36 L. MERCADO	4 Laps
RET	6 S. BRADL	18 Laps

16/09/2017

These data/results cannot be reproduced, stored and/or transmitted in whole or in part by any manner of electronic, mechanical, photocopying, recording, broadcasting or otherwise now known or herein after developed without the previous express consent by the copyright owner, except for reproduction in daily press and regular printed publications on sale to the public within 60 days of the event related to those data/results and always provided that copyright symbol appears together as follows below.

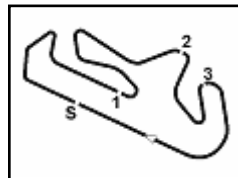
© DORNA WSBK ORGANIZATION Srl 2017

FCR PERIGIA TIMING


Official Tyre Supplier



Official Timekeeper



Portimao 4.592 m

3 / 3

Portuguese Round, 15-16-17 September 2017

World Superbike - Lap Chart Race 1

1	1 J.Rea (GBR)		14	84 R.Russo (ITA)	42.406
2	7 C.Davies (GBR)	6.531	15	72 T.Takahashi (JPN)	52.875
3	33 M.Melandri (ITA)	11.610	16	37 O.Jezek (CZE)	54.143
4	2 L.Camier (GBR)	13.303	17	121 A.Andreozzi (ITA)	59.313
5	60 M.van der Mark (NED)	14.111	18	22 A.Lowes (GBR)	
6	50 E.Laverty (IRL)	15.883			
7	81 J.Torres (ESP)	16.040			
8	32 L.Savadori (ITA)	19.343			
9	12 X.Forés (ESP)	22.688			
10	40 R.Ramos (ESP)	28.456			
11	13 A.West (AUS)	35.432			
12	35 R.De Rosa (ITA)	35.868			
13	86 A.Badovini (ITA)	36.276			
14	84 R.Russo (ITA)	37.099			
15	72 T.Takahashi (JPN)	46.091			
16	37 O.Jezek (CZE)	47.717			
17	121 A.Andreozzi (ITA)	49.442			
18	36 L.Mercado (ARG)	1'02.467			
19	22 A.Lowes (GBR)				

Lap 19

1	1 J.Rea (GBR)		15	72 T.Takahashi (JPN)	54.671
2	7 C.Davies (GBR)	7.773	16	37 O.Jezek (CZE)	56.587
3	33 M.Melandri (ITA)	12.101	17	121 A.Andreozzi (ITA)	1'02.842
4	2 L.Camier (GBR)	12.869	18	22 A.Lowes (GBR)	
5	60 M.van der Mark (NED)	15.167			
6	81 J.Torres (ESP)	18.561			
7	50 E.Laverty (IRL)	19.835			
8	32 L.Savadori (ITA)	23.174			
9	12 X.Forés (ESP)	29.065			
10	40 R.Ramos (ESP)	37.218			
11	35 R.De Rosa (ITA)	43.531			
12	86 A.Badovini (ITA)	43.578			
13	13 A.West (AUS)	43.811			
14	84 R.Russo (ITA)	44.022			

Lap 20

1	1 J.Rea (GBR)		16	37 O.Jezek (CZE)	59.880
2	7 C.Davies (GBR)	6.863	17	121 A.Andreozzi (ITA)	1'04.441
3	33 M.Melandri (ITA)	11.987			
4	2 L.Camier (GBR)	13.370			
5	60 M.van der Mark (NED)	14.401			
6	81 J.Torres (ESP)	16.889			
7	50 E.Laverty (IRL)	17.015			
8	32 L.Savadori (ITA)	20.291			
9	12 X.Forés (ESP)	24.396			
10	40 R.Ramos (ESP)	30.536			
11	13 A.West (AUS)	37.309			
12	35 R.De Rosa (ITA)	37.465			
13	86 A.Badovini (ITA)	37.673			
14	84 R.Russo (ITA)	38.837			
15	72 T.Takahashi (JPN)	48.550			
16	37 O.Jezek (CZE)	50.185			
17	121 A.Andreozzi (ITA)	52.870			
18	36 L.Mercado (ARG)	1'19.697			
19	22 A.Lowes (GBR)				

Lap 17

1	1 J.Rea (GBR)		16	37 O.Jezek (CZE)	52.349
2	7 C.Davies (GBR)	7.640	17	121 A.Andreozzi (ITA)	56.540
3	33 M.Melandri (ITA)	12.454			
4	2 L.Camier (GBR)	13.602			
5	60 M.van der Mark (NED)	14.828			
6	81 J.Torres (ESP)	17.570			
7	50 E.Laverty (IRL)	18.357			
8	32 L.Savadori (ITA)	21.421			
9	12 X.Forés (ESP)	26.032			
10	40 R.Ramos (ESP)	32.581			
11	35 R.De Rosa (ITA)	39.611			
12	13 A.West (AUS)	39.704			
13	86 A.Badovini (ITA)	39.785			
14	84 R.Russo (ITA)	40.504			
15	72 T.Takahashi (JPN)	50.914			

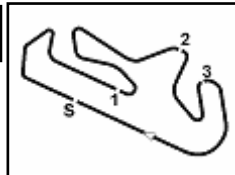
Lap 18

1	1 J.Rea (GBR)		14	84 R.Russo (ITA)	42.406
2	7 C.Davies (GBR)	7.623	15	72 T.Takahashi (JPN)	52.875
3	33 M.Melandri (ITA)	12.286	16	37 O.Jezek (CZE)	54.143
4	2 L.Camier (GBR)	13.128	17	121 A.Andreozzi (ITA)	59.313
5	60 M.van der Mark (NED)	14.996	18	22 A.Lowes (GBR)	
6	81 J.Torres (ESP)	17.832			
7	50 E.Laverty (IRL)	18.861			
8	32 L.Savadori (ITA)	22.100			
9	12 X.Forés (ESP)	27.558			
10	40 R.Ramos (ESP)	34.474			
11	86 A.Badovini (ITA)	42.106			
12	35 R.De Rosa (ITA)	42.193			
13	13 A.West (AUS)	42.362			

16/09/2017

These data/results cannot be reproduced, stored and/or transmitted in whole or in part by any manner of electronic, mechanical, photocopying, recording, broadcasting or otherwise now known or herein after developed without the previous express consent by the copyright owner, except for reproduction in daily press and regular printed publications on sale to the public within 60 days of the event related to those data/results and always provided that copyright symbol appears together as follows below.

© DORNA WSBK ORGANIZATION Srl 2017



Portimao 4.592 m

Portuguese Round, 15-16-17 September 2017 World Superbike - Best Sector & Speed Race 1

RESULTS			
1	1 J. REA	Kawasaki ZX-10RR	Laps 20
2	7 C. DAVIES	Ducati Panigale R	6.189
3	33 M. MELANDRI	Ducati Panigale R	10.166
4	2 L. CAMIER	MV Agusta 1000 F4	10.508
5	60 M. VAN DER MARK	Yamaha YZF R1	13.739
6	81 J. TORRES	BMW S 1000 RR	16.816
7	50 E. LAVERTY	Aprilia RSV4 RF	18.786
8	32 L. SAVADORI	Aprilia RSV4 RF	22.090
9	12 X. FORÉS	Ducati Panigale R	28.430
10	40 R. RAMOS	Kawasaki ZX-10RR	38.746
11	35 R. DE ROSA	BMW S 1000 RR	43.181
12	86 A. BADOVINI	Kawasaki ZX-10RR	43.212
13	13 A. WEST	Kawasaki ZX-10RR	43.325
14	84 R. RUSSO	Kawasaki ZX-10RR	43.412
15	72 T. TAKAHASHI	Honda CBR1000RR	54.303
16	37 O. JEZEK	Kawasaki ZX-10RR	59.880
17	121 A. ANDREOZZI	Yamaha YZF R1	1'04.441
18	22 A. LOWES	Yamaha YZF R1	1 Lap
RET	36 L. MERCADO	Aprilia RSV4 RF	4 Laps
RET	6 S. BRADL	Honda CBR1000RR	18 Laps

SPEED			
1	7 C. DAVIES	Ducati Panigale R	305,1
2	60 M. VAN DER MARK	Yamaha YZF R1	303,4
3	2 L. CAMIER	MV Agusta 1000 F4	302,5
4	1 J. REA	Kawasaki ZX-10RR	302,5
5	50 E. LAVERTY	Aprilia RSV4 RF	301,7
6	33 M. MELANDRI	Ducati Panigale R	300,8
7	6 S. BRADL	Honda CBR1000RR	300,0
8	81 J. TORRES	BMW S 1000 RR	300,0
9	72 T. TAKAHASHI	Honda CBR1000RR	298,3
10	12 X. FORÉS	Ducati Panigale R	298,3
11	32 L. SAVADORI	Aprilia RSV4 RF	298,3
12	84 R. RUSSO	Kawasaki ZX-10RR	297,5
13	36 L. MERCADO	Aprilia RSV4 RF	295,9
14	35 R. DE ROSA	BMW S 1000 RR	295,9
15	22 A. LOWES	Yamaha YZF R1	295,9
16	121 A. ANDREOZZI	Yamaha YZF R1	294,3
17	40 R. RAMOS	Kawasaki ZX-10RR	294,3
18	86 A. BADOVINI	Kawasaki ZX-10RR	290,3
19	37 O. JEZEK	Kawasaki ZX-10RR	290,3
20	13 A. WEST	Kawasaki ZX-10RR	289,5

SEG. 1			SEG. 2			SEG. 3			SEG. 4		
1	1 J. REA	32.283	1	1 J. REA	29.575	1	1 J. REA	21.125	1	60 M. VAN DER MARK	19.173
2	7 C. DAVIES	32.314	2	2 L. CAMIER	29.959	2	2 L. CAMIER	21.387	2	1 J. REA	19.239
3	33 M. MELANDRI	32.542	3	81 J. TORRES	29.964	3	7 C. DAVIES	21.390	3	6 S. BRADL	19.254
4	60 M. VAN DER MARK	32.571	4	33 M. MELANDRI	29.986	4	12 X. FORÉS	21.395	4	81 J. TORRES	19.267
5	50 E. LAVERTY	32.636	5	7 C. DAVIES	29.994	5	50 E. LAVERTY	21.427	5	2 L. CAMIER	19.284
6	81 J. TORRES	32.690	6	50 E. LAVERTY	30.001	6	81 J. TORRES	21.445	6	32 L. SAVADORI	19.353
7	2 L. CAMIER	32.728	7	32 L. SAVADORI	30.009	7	22 A. LOWES	21.458	7	7 C. DAVIES	19.366
8	22 A. LOWES	32.729	8	22 A. LOWES	30.014	8	33 M. MELANDRI	21.475	8	36 L. MERCADO	19.366
9	32 L. SAVADORI	32.761	9	60 M. VAN DER MARK	30.099	9	32 L. SAVADORI	21.491	9	33 M. MELANDRI	19.371
10	12 X. FORÉS	32.770	10	36 L. MERCADO	30.122	10	36 L. MERCADO	21.493	10	40 R. RAMOS	19.381
11	6 S. BRADL	32.832	11	12 X. FORÉS	30.161	11	60 M. VAN DER MARK	21.518	11	12 X. FORÉS	19.424
12	35 R. DE ROSA	32.887	12	40 R. RAMOS	30.266	12	6 S. BRADL	21.541	12	84 R. RUSSO	19.454
13	84 R. RUSSO	32.941	13	86 A. BADOVINI	30.302	13	40 R. RAMOS	21.591	13	22 A. LOWES	19.471
14	36 L. MERCADO	32.965	14	13 A. WEST	30.370	14	35 R. DE ROSA	21.667	14	35 R. DE ROSA	19.499
15	40 R. RAMOS	33.002	15	84 R. RUSSO	30.405	15	84 R. RUSSO	21.683	15	50 E. LAVERTY	19.520
16	72 T. TAKAHASHI	33.189	16	35 R. DE ROSA	30.426	16	13 A. WEST	21.700	16	13 A. WEST	19.535
17	86 A. BADOVINI	33.264	17	6 S. BRADL	30.451	17	86 A. BADOVINI	21.762	17	37 O. JEZEK	19.549
18	13 A. WEST	33.291	18	37 O. JEZEK	30.596	18	121 A. ANDREOZZI	21.816	18	86 A. BADOVINI	19.567
19	121 A. ANDREOZZI	33.372	19	121 A. ANDREOZZI	30.623	19	37 O. JEZEK	21.855	19	121 A. ANDREOZZI	19.582
20	37 O. JEZEK	33.587	20	72 T. TAKAHASHI	30.701	20	72 T. TAKAHASHI	21.971	20	72 T. TAKAHASHI	19.649

16/09/2017

These data/results cannot be reproduced, stored and/or transmitted in whole or in part by any manner of electronic, mechanical, photocopying, recording, broadcasting or otherwise now known or herein after developed without the previous express consent by the copyright owner, except for reproduction in daily press and regular printed publications on sale to the public within 60 days of the event related to those data/results and always provided that copyright symbol appears together as follows below.

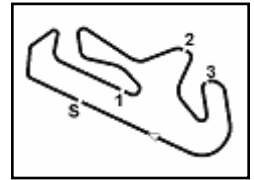
© DORNA WSBK ORGANIZATION Srl 2017

FICR PERUGIA TIMING


Official Tyre Supplier



Official Timekeeper



Portuguese Round, 15-16-17 September 2017 World Superbike - Chronological Analysis Race 1

Start at 15:00'47.779

15	33.730	30.835	22.147	20.285	1'46.997	288,0	15:27'31.332
16	34.054	30.933	22.288	20.194	1'47.469	285,7	15:29'18.801
17	33.884	31.219	22.334	20.184	1'47.621	284,2	15:31'06.422
18	34.061	31.093	22.173	20.090	1'47.417	281,3	15:32'53.839
19	33.799	31.780	22.470	20.254	1'48.303	282,0	15:34'42.142
20	34.168	31.583	22.521	20.189	1'48.461	281,3	15:36'30.603

22 A. LOWES (1'43.834)

Lap	Seg.1	Seg.2	Seg.3	Seg.4	Lap Time	km/h	Local Time
1		30.610	21.843	19.549	1'47.750		15:02'35.529
2	33.181	30.432	21.582	19.532	1'44.727	288,0	15:04'20.256
3	32.806	30.450	21.475	19.910	1'44.641	295,1	15:06'04.897
4	32.842	30.014	21.500	19.492	1'43.848	291,1	15:07'48.745
5	32.729	30.055	21.538	19.512	1'43.834	292,7	15:09'32.579
6	33.084	30.019	21.458	19.471	1'44.032	295,1	15:11'16.611
7	32.877	30.125	21.544	19.593	1'44.139	291,9	15:13'00.750
8	32.958	1'04.958	22.670	20.071	2'20.657	289,5	15:15'21.407
9	33.609	30.996	22.180	19.840	1'46.625	279,1	15:17'08.032
10	33.543	31.220	22.442	19.995	1'47.200	276,2	15:18'55.232
11	34.104	30.574	21.959	20.030	1'46.667	272,0	15:20'41.899
12	33.623	30.684	21.912	20.076	1'46.295	277,6	15:22'28.194
13	34.558	31.526	22.803	28.240	1'57.127P	280,5	15:24'25.321
14	2'07.896	30.599	21.570	19.777	3'19.842P		15:27'45.163
15	33.182	30.328	21.754	19.857	1'45.121	295,9	15:29'30.284
16	32.944	30.278	21.635	19.753	1'44.610	294,3	15:31'14.894
17	33.399	30.153	21.693	19.656	1'44.901	293,5	15:32'59.795
18	32.947	30.408	21.750	19.920	1'45.025	295,9	15:34'44.820
19	32.968	30.352	24.293	19.802	1'47.415	295,1	15:36'32.235

36 L. MERCADO (1'44.370)

Lap	Seg.1	Seg.2	Seg.3	Seg.4	Lap Time	km/h	Local Time
1		30.621	21.711	19.390	1'48.113		15:02'35.892
2	33.231	30.450	21.803	19.366	1'44.850	282,0	15:04'20.742
3	33.152	30.334	21.644	19.687	1'44.817	295,9	15:06'05.559
4	32.965	30.181	21.620	19.604	1'44.370	291,1	15:07'49.929
5	33.064	30.122	21.753	19.682	1'44.621	291,9	15:09'34.550
6	33.054	30.427	21.627	19.610	1'44.718	290,3	15:11'19.268
7	33.213	30.266	21.530	19.807	1'44.816	291,9	15:13'04.084
8	33.133	30.614	21.493	19.482	1'44.722	290,3	15:14'48.806
9	33.220	30.377	52.642	20.424	2'16.663	288,8	15:17'05.469
10	34.134	30.977	22.087	19.992	1'47.190	272,7	15:18'52.659
11	33.605	30.797	22.111	19.805	1'46.318	282,0	15:20'38.977
12	33.554	30.821	21.987	19.985	1'46.347	282,7	15:22'25.324
13	33.675	31.782	22.104	19.798	1'47.359	291,9	15:24'12.683
14	33.485	30.605	21.904	19.893	1'45.887	279,1	15:25'58.570
15	33.246	30.721	21.861	19.959	1'45.787	293,5	15:27'44.357
16	33.598	30.913	26.178	30.582	2'01.271P	288,0	15:29'45.628

6 S. BRADL (1'45.005)

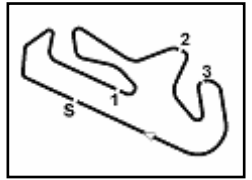
Lap	Seg.1	Seg.2	Seg.3	Seg.4	Lap Time	km/h	Local Time
1		30.533	21.541	19.254	1'46.667		15:02'34.446
2	33.585	30.451	21.552	19.417	1'45.005	300,0	15:04'19.451

16/09/2017

P = Pits In/Out - C = Lap-Time Cancelled

These data/results cannot be reproduced, stored and/or transmitted in whole or in part by any manner of electronic, mechanical, photocopying, recording, broadcasting or otherwise now known or herein after developed without the previous express consent by the copyright owner, except for reproduction in daily press and regular printed publications on sale to the public within 60 days of the event related to those data/results and always provided that copyright symbol appears together as follows below.

© DORNA WSBK ORGANIZATION Srl 2017



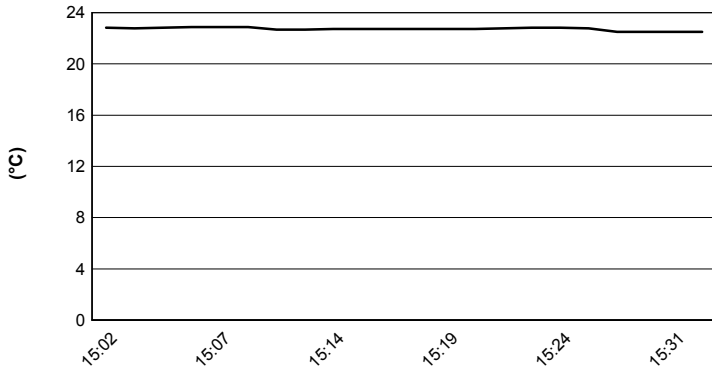
Portimao 4.592 m

Portuguese Round, 15-16-17 September 2017

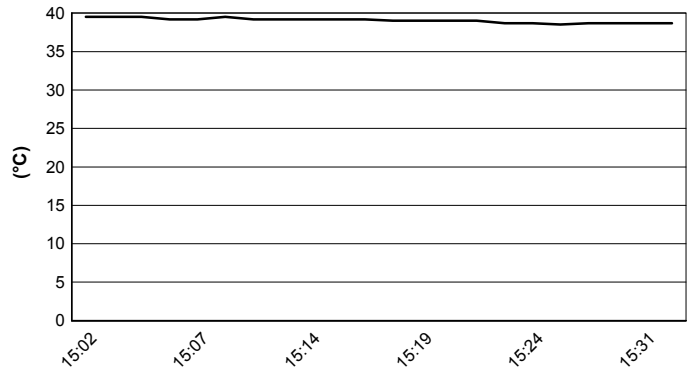
World Superbike - Weather Report Race 1

Session started 15:01 - Session ended 15:36

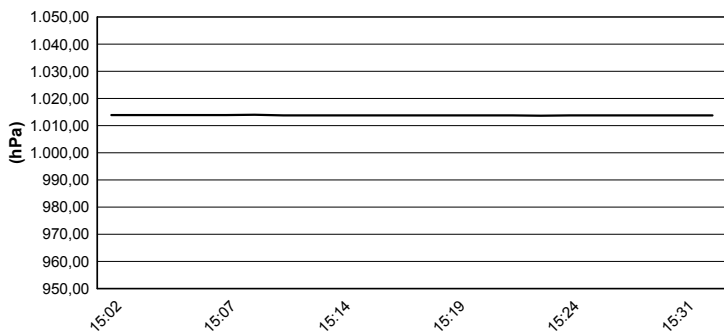
Air Temperature



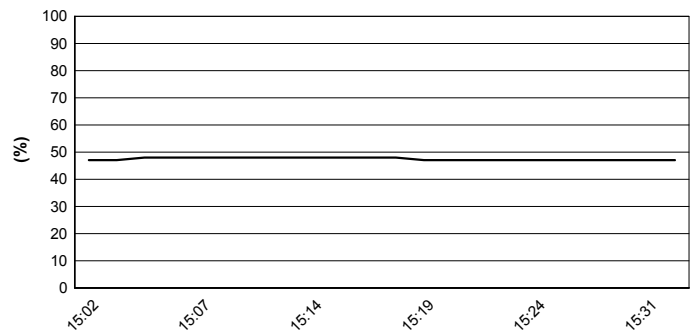
Track Temperature



Air Pressure



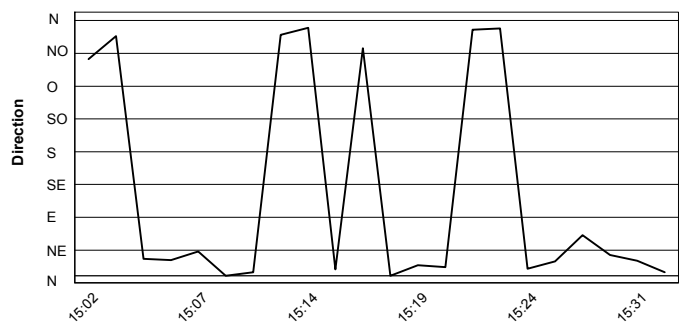
Humidity



Wind Speed



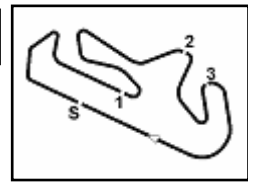
Wind Direction



16/09/2017

These data/results cannot be reproduced, stored and/or transmitted in whole or in part by any manner of electronic, mechanical, photocopying, recording, broadcasting or otherwise now known or herein after developed without the previous express consent by the copyright owner, except for reproduction in daily press and regular printed publications on sale to the public within 60 days of the event related to those data/results and always provided that copyright symbol appears together as follows below.

© DORNA WSBK ORGANIZATION Srl 2017



Portimao 4.592 m

1 / 2

Portuguese Round, 15-16-17 September 2017 World Superbike - Championship Standings

Points	Points From First	Points From Previous	Rounds															
			February 26 PHILLIP ISLAND	March 12 BURIRAM	April 2 ARAGÓN	April 30 ASSEN	May 14 IMOLA	May 28 DONINGTON PARK	June 18 MISANO	July 9 LAGUNA SECA	August 20 LAUSITZRING	September 17 PORTIMÃO	October 1 MAGNY COURS	October 22 JEREZ	November 4 LOSAIL			
1 REA Jonathan (GBR)	406		25 25 1 1	25 25 1 1	25 20 1 1	25 25 1 1	20 20 1 1	0 25 1 1	16 20 1 1	20 25 1 1	20 20 1 1	25 1						
2 SYKES Tom (GBR)	311	95	16 10 3 3	16 20 3 3	16 13 2 3	20 20 2 2	13 16 2 3	25 20 2 2	25 16 2 2	16 20 2 2	16 13 2 2	0 2						
3 DAVIES Chaz (GBR)	296	110 15	20 20 2 2	20 10 2 2	0 25 3 2	0 16 4 3	25 25 3 2	8 16 3 3	0 0 3 3	25 16 3 3	25 25 3 3	20 3						
4 MELANDRI Marco (ITA)	234	172 62	0 16 7	13 16 5 5	20 16 4 4	16 0 3 4	16 11 4 4	13 0 4 4	1 25 5 4	13 13 4 4	13 16 4 4	16 4						
5 LOWES Alex (GBR)	169	237 65	13 13 4 3	10 13 4 4	13 3 5 5	0 11 5 5	8 10 5 5	16 11 5 5	20 0 4 5	0 7 5 5	10 11 5 5	0 5						
6 FORÉS Xavi (ESP)	153	253 16	10 11 6 5	5 8 8 6	0 10 8 8	13 3 6 7	11 13 6 6	6 9 6 7	11 0 6 7	11 11 7 6	8 6 6 6	7 6						
7 VAN DER MARK Michael (NED)	146	260 7	7 9 9 7	11 0 6 8	11 11 7 6	0 13 7 6	9 7 6 7	11 13 7 6	0 13 7 6	8 6 6 7	1 5 7 7	11 7						
8 CAMIER Leon (GBR)	133	273 13	11 8 5 6	8 0 6 8	5 6 9 9	6 10 9 9	10 0 8 9	10 10 8 8	5 0 8 8	10 0 8 8	11 10 8 8	13 8						
9 TORRES Jordi (ESP)	119	287 14	9 0 7 10	9 11 9 7	10 9 6 7	0 9 8 8	0 8 9 8	7 0 9 9	13 0 9 9	9 0 9 9	7 8 9 9	10 9						
10 LAVERTY Eugene (IRL)	104	302 15	8 6 8 9	0 1 10 11	8 7 11 10	8 8 10 10	0 9 10 10	3 0 10 10	10 11 10 10	0 10 10 10	6 0 10 10	9 9						
11 SAVADORI Lorenzo (ITA)	89	317 15	0 7 11	3 0 12 15	0 0 17 18	11 0 15 15	4 3 15 15	4 0 15 15	7 10 15 14	6 8 14 14	9 9 12 11	8 11						
12 RAMOS Román (ESP)	83	323 6	3 2 13 15	1 7 17 13	0 5 14 14	9 5 13 13	7 5 12 11	5 8 11 11	8 0 11 11	4 4 11 11	2 2 11 12	6 12						
13 MERCADO Leandro (ARG)	75	331 8	0 0	0 0	9 8 18 15	7 4 14 14	0 6 14 14	9 0 12 13	0 7 13 13	7 9 13 12	5 4 13 13	0 13						
14 BRADL Stefan (GER)	67	339 8	1 1 15 18	6 0 15 17	7 4 13 12	10 6 11 12	6 2 11 12	0 5 12 12	0 6 12 12	5 5 12 13	0 3 14 14	0 14						
15 KRUMMENACHER Randy (SUI)	50	356 17	6 0 10 14	4 0 12 15	2 2 16 16	5 2 16 15	3 1 16 16	2 0 16 16	9 8 16 15	0 2 15 15	4 0 15 15	0 15						
16 HAYDEN Nicky (USA)	40	366 10	5 0 11 15	7 9 11 10	6 0 10 11	2 7 11 11	0 4 13 13	0 0 14 14	0 0 14 16	0 0 16 16	0 0 16 16	0 16						
17 DE ROSA Raffaele (ITA)	36	370 4	0 0	0 0	0 0	3 0 22 22	2 0 19 19	1 6 20 20	6 9 20 17	3 0 17 18	0 1 18 18	5 17						
18 DE ANGELIS Alex (RSM)	32	374 4	2 5 14 11	0 5 16 14	1 0 14 17	4 1 18 18	5 0 17 17	0 0 17 17	4 0 17 17	2 3 18 17	0 0 17 17	0 18						
19 REITERBERGER Markus (GER)	29	377 3	4 3 12 11	2 6 14 11	4 0 12 12	0 0 16 17	0 0 18 18	0 0 19 19	0 0 19 20	0 0 20 20	3 7 19 19	0 19						
20 HASLAM Leon (GBR)	20	386 9	0 0	0 0	0 0	0 0	0 0	20 0 18 18	0 0 18 19	0 0 19 19	0 0 20 20	0 20						
21 BADOVINI Ayrton (ITA)	18	388 2	0 0	0 2 21	0 0 23 23	1 0 22 22	1 0 20 20	0 2 21 23	3 5 21 21	0 0 21 21	0 0 21 21	4 21						
22 JEZEK Ondrej (CZE)	12	394 6	0 0	0 3 20	0 0 21 22	0 0 22 22	0 0 24 24	0 3 25 23	2 4 22 22	0 0 22 22	0 0 22 22	0 22						
23 RUSSO Riccardo (ITA)	10	396 2	0 0	0 4 18	0 0 19 19	0 0 19 19	0 0 20 20	0 4 21 21	0 0 22 23	0 0 23 23	0 0 23 23	2 23						
24 DIXON Jake (GBR)	7	399 3	0 0	0 0	0 0	0 0	0 0	0 7 22	0 0 24 24	0 0 24 24	0 0 24 24	0 24						

16/09/2017

First Line: Championship Standings - Second Line: Ranking Progression

These data/results cannot be reproduced, stored and/or transmitted in whole or in part by any manner of electronic, mechanical, photocopying, recording, broadcasting or otherwise now known or herein after developed without the previous express consent by the copyright owner, except for reproduction in daily press and regular printed publications on sale to the public within 60 days of the event related to those data/results and always provided that copyright symbol appears together as follows below.

© DORNA WSBK ORGANIZATION Srl 2017

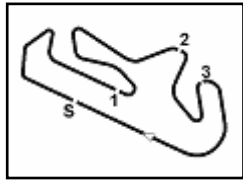
FICR PERUGIA TIMING



Official Tyre Supplier



Official Timekeeper



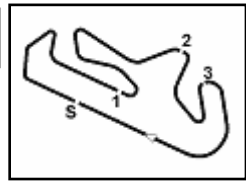
Portimao 4.592 m

Portuguese Round, 15-16-17 September 2017
World Superbike - Championship Standings

	Points	Points From First	Points From Previous	February 26 PHILLIP ISLAND	March 12 BURIRAM	April 2 ARAGÓN	April 30 ASSEN	May 14 IMOLA	May 28 DONINGTON PARK	June 18 MISANO	July 9 LAGUNA SECA	August 20 LAUSITZRING	September 17 PORTIMÃO	October 1 MAGNY COURS	October 22 JEREZ	November 4 LOSAIL		
25 BROOKES Joshua (AUS)	4	402	3	0 4 17	0 0 18 18	0 0 19 19	0 0 19 19	0 0 20 20	0 0 21 25	0 0 25 25	0 0 25 25	0 0 25 25	0 25					
26 SIMON Julian (ESP)	4	402	0	0 0	0 0	3 1 21 19	0 0 19 19	0 0 20 20	0 0 21 25	0 0 25 25	0 0 25 25	0 0 25 25	0 25					
27 WEST Anthony (AUS)	3	403	1	0 0	0 0	0 0	0 0	0 0	0 0	0 0	0 0	0 0	3 27					
28 GAGNE Jake (USA)	2	404	1	0 0	0 0	0 0	0 0	0 0	0 0	0 0	1 1 27 27	0 0 27 27	0 28					
29 TAKAHASHI Takumi (JPN)	1	405	1	0 0	0 0	0 0	0 0	0 0	0 0	0 0	0 0	0 0	1 29					

16/09/2017 First Line: Championship Standings - Second Line: Ranking Progression
 These data/results cannot be reproduced, stored and/or transmitted in whole or in part by any manner of electronic, mechanical, photocopying, recording, broadcasting or otherwise now known or herein after developed without the previous express consent by the copyright owner, except for reproduction in daily press and regular printed publications on sale to the public within 60 days of the event related to those data/results and always provided that copyright symbol appears together as follows below.
 © DORNA WSBK ORGANIZATION Srl 2017





Portimao 4.592 m

Portuguese Round, 15-16-17 September 2017 World Superbike - Manufacturers Standings

	Points	Points From First	Points From Previous	February 26 PHILLIP ISLAND		March 12 BURIRAM		April 2 ARAGÓN		April 30 ASSEN		May 14 IMOLA		May 28 DONINGTON PARK		June 18 MISANO		July 9 LAGUNA SECA		August 20 LAUSITZRING		September 17 PORTIMÃO		October 1 MAGNY COURS		October 22 JEREZ		November 4 LOSAIL	
				1	2	1	2	1	2	1	2	1	2	1	2	1	2	1	2	1	2	1	2	1	2	1	2	1	2
1 KAWASAKI	440			25	25	25	25	25	20	25	25	20	20	25	25	25	20	20	25	25	20	20	25						
2 DUCATI	379	61		20	20	20	16	20	25	16	16	25	25	13	16	11	25	25	16	25	25	20							
3 YAMAHA	215	225	164	13	13	11	13	13	11		13	9	10	16	13	20	13	8	7	10	11	11							
4 BMW	142	298	73	9	3	9	11	10	9	3	9	2	8	7	6	13	9	9	4	4	7	8	10						
5 APRILIA	142	298	0	8	7	3	1	9	8	11	8	4	9	9		10	11	7	10	9	9	9							
6 MV AGUSTA	133	307	9	11	8	8		5	6	6	10	10		10	10	5		10		11	10	13							
7 HONDA	85	355	48	5	1	7	9	7	4	10	7	6	4		5		6	5	5		3	1							

16/09/2017

First Line: Championship Standings - Second Line: Ranking Progression

These data/results cannot be reproduced, stored and/or transmitted in whole or in part by any manner of electronic, mechanical, photocopying, recording, broadcasting or otherwise now known or herein after developed without the previous express consent by the copyright owner, except for reproduction in daily press and regular printed publications on sale to the public within 60 days of the event related to those data/results and always provided that copyright symbol appears together as follows below.

© DORNA WSBK ORGANIZATION Srl 2017

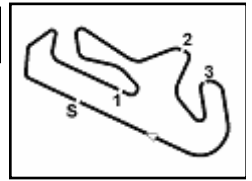
FIAT PERUGIA TIMING



Official Tyre Supplier



Official Timekeeper



Portimao 4.592 m

Portuguese Round, 15-16-17 September 2017
World Superbike - Pirelli Best Lap Award

Points	Points From First	Points From Previous	February 26	March 12	April 2	April 30	May 14	May 28	June 18	July 9	August 20	September 17	October 1	October 22	November 4		
			PHILLIP ISLAND	BURIRAM	ARAGÓN	ASSEN	IMOLA	DONINGTON PARK	MISANO	LAGUNA SECA	LAUSITZRING	PORTIMÃO	MAGNY COURS	JEREZ	LOSAIL		
Fastest Laps																	
1 REA Jonathan (GBR)	10		1	1	1	1 1		1		1 1		1					
2 DAVIES Chaz (GBR)	4 6				1	1 1					1						
3 SYKES Tom (GBR)	2 8 2							1			1						
4 MELANDRI Marco (ITA)	2 8 0		1	1													
5 VAN DER MARK Michael (NED)	1 9 1								1								

16/09/2017

These data/results cannot be reproduced, stored and/or transmitted in whole or in part by any manner of electronic, mechanical, photocopying, recording, broadcasting or otherwise now known or herein after developed without the previous express consent by the copyright owner, except for reproduction in daily press and regular printed publications on sale to the public within 60 days of the event related to those data/results and always provided that copyright symbol appears together as follows below.

© DORNA WSBK ORGANIZATION Srl 2017

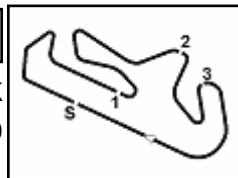
FKR PERUGIA TIMING



Official Tyre Supplier



Official Timekeeper



Portuguese Round, 15-16-17 September 2017

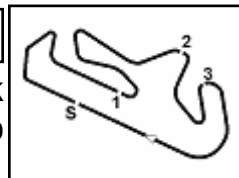
World Superbike - Best Laps & Speeds

No.	Rider	Nat	Bike	Best Lap		FP1		FP2		FP3		SP1		SP2		RC1	
				laps	speed	laps	speed	laps	speed	laps	speed	laps	speed	laps	speed	laps	speed
1	J. REA	GBR	Kawasaki ZX-10RR	80	305,0	18	303,3	25	301,6	12	305,0	5	305,0	20	302,5	1'41.430	1'42.937
2	E. LAVERTY	IRL	Aprilia RSV4 RF	71	304,2	16	296,7	20	300,0	10	304,2	5	304,2	20	301,6	1'42.197	1'43.736
3	L. SAVADORI	ITA	Aprilia RSV4 RF	75	305,0	18	298,3	20	295,0	12	300,0	5	305,0	20	298,3	1'42.374	1'43.918
4	A. LOWES	GBR	Yamaha YZF R1	81	300,8	20	298,3	22	296,7	14	299,1	6	300,8	19	295,8	1'42.413	1'43.834
5	M. MELANDRI	ITA	Ducati Panigale R	61	305,0	2	282,7	22	304,2	11	302,5	6	305,0	20	300,8	1'42.439	1'43.657
6	J. TORRES	ESP	BMW S 1000 RR	95	303,3	20	295,8	28	295,8	14	300,0	7	303,3	6	300,8	1'42.586	1'43.825
7	M. VAN DER MARK	NED	Yamaha YZF R1	84	306,8	21	297,5	23	301,6	14	306,8	6	303,3	20	303,3	1'42.608	1'43.710
8	S. BRADL	GER	Honda CBR1000RR	65	304,2	24	297,5	21	298,3	12	304,2	6	301,6	2	300,0	1'42.870	1'45.005
9	C. DAVIES	GBR	Ducati Panigale R	75	305,9	20	303,3	18	302,5	11	305,9	6	305,9	20	305,0	1'42.818	1'43.416
10	X. FORÉS	ESP	Ducati Panigale R	74	301,6	21	296,7	9	295,0	12	298,3	6	300,0	6	301,6	1'43.116	1'43.975
11	L. CAMIER	GBR	MV Agusta 1000 F4	79	302,5	25	295,8	22	295,8	12	295,0			20	302,5	1'43.378	1'43.737
12	T. SYKES	GBR	Kawasaki ZX-10RR	41	298,3	22	298,3	19	295,8							1'43.516	1'43.628
13	L. MERCADO	ARG	Aprilia RSV4 RF	74	302,5	20	296,7	20	298,3	12	302,5	6	300,0	16	295,8	1'43.710	1'44.370
14	R. DE ROSA	ITA	BMW S 1000 RR	74	301,6	18	294,2	19	294,2	11	301,6	6	300,0	20	295,8	1'43.918	1'44.904
15	R. RAMOS	ESP	Kawasaki ZX-10RR	81	295,8	23	294,2	19	293,4	13	295,8	6	295,0	20	294,2	1'44.120	1'44.572
16	R. RUSSO	ITA	Kawasaki ZX-10RR	77	297,5	19	288,0	23	288,7	10	286,4	5	291,8	20	297,5	1'44.253	1'44.981
17	A. WEST	AUS	Kawasaki ZX-10RR	79	300,0	21	290,3	20	290,3	12	300,0	6	291,1	20	289,5	1'44.400	1'45.269
18	A. BADOVINI	ITA	Kawasaki ZX-10RR	71	299,1	17	291,1	17	290,3	11	296,7	6	299,1	20	290,3	1'44.400	1'45.001
19	A. ANDREOZZI	ITA	Yamaha YZF R1	73	294,2	19	288,0	18	287,2	11	290,3	5	288,7	20	294,2	1'45.259	1'45.815
20	T. TAKAHASHI	JPN	Honda CBR1000RR	97	301,6	29	294,2	28	296,7	14	300,0	6	301,6	20	298,3	1'45.290	1'46.012

16/09/2017

These data/results cannot be reproduced, stored and/or transmitted in whole or in part by any manner of electronic, mechanical, photocopying, recording, broadcasting or otherwise now known or herein after developed without the previous express consent by the copyright owner, except for reproduction in daily press and regular printed publications on sale to the public within 60 days of the event related to those data/results and always provided that copyright symbol appears together as follows below.

© DORNA WSBK ORGANIZATION Srl 2017



Portimao 4.592 m

Portuguese Round, 15-16-17 September 2017 World Superbike - Best Laps & Speeds

2 / 2

No.	Rider		Best Lap		FP1		FP2		FP3		SP1		SP2		RC1	
	Nat	Bike	laps	speed	laps	speed	laps	speed	laps	speed	laps	speed	laps	speed	laps	speed
21	37	O. JEZEK	1'45.309		1'46.484		1'46.358		1'45.370		1'45.309				1'46.082	
		CZE	73	290,3	18	281,2	18	284,9	11	284,9	6	288,7			20	290,3

16/09/2017

These data/results cannot be reproduced, stored and/or transmitted in whole or in part by any manner of electronic, mechanical, photocopying, recording, broadcasting or otherwise now known or herein after developed without the previous express consent by the copyright owner, except for reproduction in daily press and regular printed publications on sale to the public within 60 days of the event related to those data/results and always provided that copyright symbol appears together as follows below.

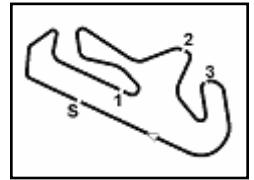
© DORNA WSBK ORGANIZATION Srl 2017

FKR PERUGIA TIMING


Official Tyre Supplier



Official Timekeeper



Portimao 4.592 m

Portuguese Round, 15-16-17 September 2017

World Superbike - Provisional Starting Grid - Race 2

20 Laps x 4,592 km = 91,840 km



1	2 CAMIER L. MV Agusta	2 VAN DER MARK M. Yamaha	3 TORRES J. BMW
2	50 LAVERTY E. Aprilia	32 SAVADORI L. Aprilia	6 FORÉS X. Ducati
3	33 MELANDRI M. Ducati	7 DAVIES C. Ducati	1 REA J. Kawasaki
4	22 LOWES A. Yamaha	6 BRADL S. Honda	36 MERCADO L. Aprilia
5	35 DE ROSA R. BMW	40 RAMOS R. Kawasaki	84 RUSSO R. Kawasaki
6	13 WEST A. Kawasaki	86 BADOVINI A. Kawasaki	121 ANDREOZZI A. Yamaha
7	72 TAKAHASHI T. Honda	37 JEZEK O. Kawasaki	

16/09/2017 Jury President

..... Race Director

These data/results cannot be reproduced, stored and/or transmitted in whole or in part by any manner of electronic, mechanical, photocopying, recording, broadcasting or otherwise now known or herein after developed without the previous express consent by the copyright owner, except for reproduction in daily press and regular printed publications on sale to the public within 60 days of the event related to those data/results and always provided that copyright symbol appears together as follows below.

© DORNA WSBK ORGANIZATION Srl 2017

FKR PERUGIA TIMING



Official Tyre Supplier



Official Timekeeper