

Portimao 4.592 m

1 / 2

Portuguese Round, 15-16-17 September 2017

World Superbike - Results Race 2

Laps 20 = 91,840 Km - Time of Race 34'40.917 - Avg. 158,884 km/h

Pos	Race	Grid	No. Rider	Nat	Team	Bike	LL	Gap	Fastest Lap	Speed	Qualifying		Ranking			
											Time	Speed	R1	R2	Tot	Pos
1	1	1	J. REA	GBR	Kawasaki Racing Team	Kawasaki ZX-10RR	20		1'43.148	300,8	1'41.430	305,1	25	25	431	1
2	7	60	M. VAN DER MARK	NED	Pata Yamaha Official WorldSBK Team	Yamaha YZF R1	20	5.834	1'43.806	301,7	1'42.608	303,4	11	20	166	6
3	5	33	M. MELANDRI	ITA	Aruba.it Racing - Ducati	Ducati Panigale R	20	9.201	1'43.636	302,5	1'42.439	305,1	16	16	250	4
4	2	50	E. LAVERTY	IRL	Milwaukee Aprilia	Aprilia RSV4 RF	20	12.792	1'43.494	299,2	1'42.197	304,2	9	13	117	10
5	6	81	J. TORRES	ESP	Althea BMW Racing Team	BMW S 1000 RR	20	15.943	1'44.024	298,3	1'42.586	303,4	10	11	130	9
6	3	32	L. SAVADORI	ITA	Milwaukee Aprilia	Aprilia RSV4 RF	20	19.359	1'43.866	298,3	1'42.374	305,1	8	10	99	11
7	12	36	L. MERCADO	ARG	IODARacing	Aprilia RSV4 RF	20	23.286	1'44.162	295,1	1'43.710	300,0		9	84	12
8	16	13	A. WEST	AUS	Kawasaki Puccetti Racing	Kawasaki ZX-10RR	20	36.982	1'44.558	290,3	1'44.400	291,1	3	8	11	24
9	17	86	A. BADOVINI	ITA	Grillini Racing Team	Kawasaki ZX-10RR	20	48.544	1'45.969	287,2	1'44.865	299,2	4	7	25	20
10	19	72	T. TAKAHASHI	JPN	Red Bull Honda World Superbike Team	Honda CBR1000RR	20	50.000	1'45.745	297,5	1'45.290	301,7	1	6	7	26
11	20	37	O. JEZEK	CZE	Grillini Racing Team	Kawasaki ZX-10RR	20	51.944	1'45.991	287,2	1'45.309	288,8		5	17	22
12	18	121	A. ANDREOZZI	ITA	Guandalini Racing	Yamaha YZF R1	20	56.705	1'46.147	290,3	1'45.259	288,8		4	4	27
13	10	12	X. FORÉS	ESP	BARNI Racing Team	Ducati Panigale R	20	1'07.518	1'44.046	300,0	1'43.116	301,7	7	3	156	7
14	15	84	R. RUSSO	ITA	Pedercini Racing SC-Project	Kawasaki ZX-10RR	19	1 Lap	1'45.096	291,9	1'44.253	291,9	2	2	12	23
15	14	40	R. RAMOS	ESP	Team Kawasaki Go Eleven	Kawasaki ZX-10RR	16	4 Laps	1'44.854	292,7	1'44.120	295,1	6	1	84	13
-----Not Classified-----																
RET	9	7	C. DAVIES	GBR	Aruba.it Racing - Ducati	Ducati Panigale R	17	3 Laps	1'43.285	304,2	1'43.071	305,9	20		296	3
RET	11	2	L. CAMIER	GBR	MV Agusta Reparto Corse	MV Agusta 1000 F4	9	11 Laps	1'43.886	296,7		301,7	13		133	8
RET	4	22	A. LOWES	GBR	Pata Yamaha Official WorldSBK Team	Yamaha YZF R1	7	13 Laps	1'43.871	293,5	1'42.413	300,8			169	5
RET	13	35	R. DE ROSA	ITA	Althea BMW Racing Team	BMW S 1000 RR	3	17 Laps	1'44.314	298,3	1'43.918	300,0	5		36	17

AIR	Humidity:	43%	Temp:	24°C
TRACK	Condition:	Dry	Temp:	40°C

Records	Pole (SP2)	2013	T.Sykes	1'41.360	163,09 Km/h
	Race (RC2)	2013	T.Sykes	1'42.475	161,32 Km/h
	Circuit (SP2)	2013	T.Sykes	1'41.360	163,09 Km/h
Race Fastest Lap	Lap 4	J.Rea	1'43.148	160,27 Km/h	

LAP LEADERS				
No. Rider	From	To	Laps	Total
2 L. CAMIER	1	1	1	1
1 J. REA	2	20	19	19

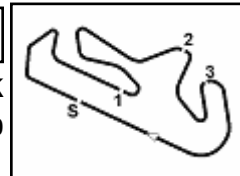
TOTAL LEADER LAPS				
No. Rider	Laps			
1 J. REA	193	22	A. LOWES	5
7 C. DAVIES	123	50	E. LAVERTY	2
66 T. SYKES	31	2	L. CAMIER	1
33 M. MELANDRI	23	36	L. MERCADO	1
60 M. VAN DER MARK	13			
12 X. FORÉS	8			
81 J. TORRES	8			

Start 17/09/2017 15:01 End 15:37 The results are provisional until the end of the time limit for protests and appeals and the completion of the technical checks.

These data/results cannot be reproduced, stored and/or transmitted in whole or in part by any manner of electronic, mechanical, photocopying, recording, broadcasting or otherwise now known or herein after developed without the previous express consent by the copyright owner, except for reproduction in daily press and regular printed publications on sale to the public within 60 days of the event related to those data/results and always provided that copyright symbol appears together as follows below.

© DORNA WSBK ORGANIZATION Srl 2017





Portuguese Round, 15-16-17 September 2017 World Superbike - Results Race 2

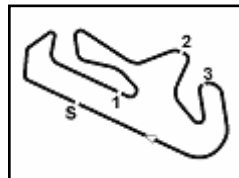
Race Highlights

Time	No. Rider	Description
14.40.00		Pit Lane Opened
14.45.00		Pit Lane Closed
14.58.01		Warm-up Lap Start
15.01.00		Start
15.01.39	40 Ramos	Crashed - Turn 5
15.01.40	84 Russo	Crashed - Turn 5
15.01.52	84 Russo	Re-joined
15.02.01	40 Ramos	Re-joined
15.02.34		No Jump Start
15.06.28	35 De Rosa	Crashed - Turn 1
15.07.15	35 De Rosa	Out
15.10.38	40 Ramos	Entered Pits
15.13.49	84 Russo	Entered Pits
15.14.34	22 Lowes	Crashed - Turn 13
15.15.33	22 Lowes	Out
15.16.43	2 Camier	Technical Problem - Turn 1
15.16.58	12 Forés	Crashed - Turn 3
15.17.31	12 Forés	Re-joined
15.17.57	2 Camier	Out
15.20.55	22 Lowes	Medical Centre
15.30.55	7 Davies	Crashed - Turn 2
15.31.45	7 Davies	Out
15.36.17		REA Jonathan - PIRELLI Best Lap Award Winner
15.37.13		End Of Session

Start 17/09/2017 15:01 End 15:37 The results are provisional until the end of the time limit for protests and appeals and the completion of the technical checks.

These data/results cannot be reproduced, stored and/or transmitted in whole or in part by any manner of electronic, mechanical, photocopying, recording, broadcasting or otherwise now known or herein after developed without the previous express consent by the copyright owner, except for reproduction in daily press and regular printed publications on sale to the public within 60 days of the event related to those data/results and always provided that copyright symbol appears together as follows below.

© DORNA WSBK ORGANIZATION Srl 2017



Portimao 4.592 m

Portuguese Round, 15-16-17 September 2017
World Superbike - Lap Chart Race 2

Lap																				
	1	2	3	4	5	6	7	8	9	10	11	12	13	14	15	16	17	18	19	20
1	2	1	1	1	1	1	1	1	1	1	1	1	1	1	1	1	1	1	1	1
2	60	2	50	50	50	50	7	7	7	7	7	7	7	7	7	7	7	60	60	60
3	1	50	7	7	7	7	50	50	50	50	60	60	60	60	60	60	60	33	33	33
4	50	7	2	60	60	60	60	60	60	60	33	50	50	33	33	33	33	50	50	50
5	12	60	60	2	2	12	12	12	12	33	50	33	33	50	50	50	50	81	81	81
6	7	12	12	12	12	2	2	2	33	81	81	81	81	81	81	81	81	32	32	32
7	33	33	32	32	33	33	33	33	2	36	36	36	36	32	32	32	32	36	36	36
8	32	32	22	33	22	22	22	81	81	32	32	32	32	36	36	36	36	13	13	13
9	22	22	33	22	32	32	81	36	36	13	13	13	13	13	13	13	13	86	86	86
10	36	36	36	36	36	81	32	32	32	86	86	86	86	86	86	86	86	72	72	72
11	81	81	81	81	81	36	36	13	13	72	72	72	72	72	72	72	72	37	37	37
12	35	35	35	13	13	13	13	86	86	121	37	37	37	37	37	37	37	121	121	121
13	13	13	13	86	86	86	86	72	72	37	121	121	121	121	121	121	121	12	12	12
14	86	86	86	72	72	72	72	121	121	12	12	12	12	12	12	12	12	84	84	
15	121	121	121	121	121	121	121	37	37	84	84	84	84	84	84	84	84			
16	37	72	72	37	37	37	37	84	84	40	40	40	40	40	40	40				
17	72	37	37	84	84	84	84	40	40											
18	84	84	84	40	40	40	40													
19	40	40	40																	

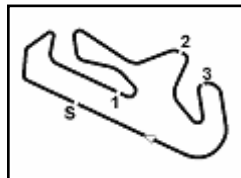
Final Result		
1	1 J. REA	Laps 20
2	60 M. VAN DER MARK	5.834
3	33 M. MELANDRI	9.201
4	50 E. LAVERTY	12.792
5	81 J. TORRES	15.943
6	32 L. SAVADORI	19.359
7	36 L. MERCADO	23.286
8	13 A. WEST	36.982
9	86 A. BADOVINI	48.544
10	72 T. TAKAHASHI	50.000
11	37 O. JEZEK	51.944
12	121 A. ANDREOZZI	56.705
13	12 X. FORÉS	1'07.518
14	84 R. RUSSO	1 Lap
15	40 R. RAMOS	4 Laps
RET	7 C. DAVIES	3 Laps
RET	2 L. CAMIER	11 Laps
RET	22 A. LOWES	13 Laps
RET	35 R. DE ROSA	17 Laps

17/09/2017

These data/results cannot be reproduced, stored and/or transmitted in whole or in part by any manner of electronic, mechanical, photocopying, recording, broadcasting or otherwise now known or herein after developed without the previous express consent by the copyright owner, except for reproduction in daily press and regular printed publications on sale to the public within 60 days of the event related to those data/results and always provided that copyright symbol appears together as follows below.

© DORNA WSBK ORGANIZATION Srl 2017





Portimao 4.592 m

Portuguese Round, 15-16-17 September 2017
World Superbike - Lap Chart Race 2
2 / 3
Lap 1

1	2 L.Camier (GBR)	
2	60 M.van der Mark (NED)	0.213
3	1 J.Rea (GBR)	0.290
4	50 E.Laverty (IRL)	0.696
5	12 X.Forés (ESP)	1.196
6	7 C.Davies (GBR)	1.247
7	33 M.Melandri (ITA)	1.381
8	32 L.Savadori (ITA)	1.629
9	22 A.Lowes (GBR)	2.432
10	36 L.Mercado (ARG)	2.547
11	81 J.Torres (ESP)	2.886
12	35 R.De Rosa (ITA)	3.187
13	13 A.West (AUS)	3.559
14	86 A.Badovini (ITA)	4.276
15	121 A.Andreozzi (ITA)	5.100
16	37 O.Jezek (CZE)	5.421
17	72 T.Takahashi (JPN)	5.630
18	84 R.Russo (ITA)	30.364
19	40 R.Ramos (ESP)	53.231

Lap 2

1	1 J.Rea (GBR)	
2	2 L.Camier (GBR)	0.404
3	50 E.Laverty (IRL)	0.708
4	7 C.Davies (GBR)	1.050
5	60 M.van der Mark (NED)	1.193
6	12 X.Forés (ESP)	1.787
7	33 M.Melandri (ITA)	1.908
8	32 L.Savadori (ITA)	2.013
9	22 A.Lowes (GBR)	2.833
10	36 L.Mercado (ARG)	3.227
11	81 J.Torres (ESP)	3.428
12	35 R.De Rosa (ITA)	4.019
13	13 A.West (AUS)	4.635
14	86 A.Badovini (ITA)	6.894
15	121 A.Andreozzi (ITA)	7.931
16	72 T.Takahashi (JPN)	8.597
17	37 O.Jezek (CZE)	8.922
18	84 R.Russo (ITA)	32.237
19	40 R.Ramos (ESP)	55.617

Lap 3

1	1 J.Rea (GBR)	
2	50 E.Laverty (IRL)	1.004
3	7 C.Davies (GBR)	1.740
4	2 L.Camier (GBR)	1.744
5	60 M.van der Mark (NED)	1.983
6	12 X.Forés (ESP)	2.840
7	32 L.Savadori (ITA)	3.363
8	22 A.Lowes (GBR)	3.743
9	33 M.Melandri (ITA)	4.280
10	36 L.Mercado (ARG)	4.428
11	81 J.Torres (ESP)	4.601
12	35 R.De Rosa (ITA)	5.522
13	13 A.West (AUS)	6.209
14	86 A.Badovini (ITA)	9.909
15	121 A.Andreozzi (ITA)	11.181
16	72 T.Takahashi (JPN)	11.327
17	37 O.Jezek (CZE)	12.086
18	84 R.Russo (ITA)	34.019
19	40 R.Ramos (ESP)	57.764

Lap 4

1	1 J.Rea (GBR)	
2	50 E.Laverty (IRL)	1.906
3	7 C.Davies (GBR)	2.272
4	60 M.van der Mark (NED)	3.081
5	2 L.Camier (GBR)	3.411
6	12 X.Forés (ESP)	3.758
7	32 L.Savadori (ITA)	4.765
8	33 M.Melandri (ITA)	5.171
9	22 A.Lowes (GBR)	5.367
10	36 L.Mercado (ARG)	5.669

11	81 J.Torres (ESP)	5.871
12	13 A.West (AUS)	8.830
13	86 A.Badovini (ITA)	12.943
14	72 T.Takahashi (JPN)	14.631
15	121 A.Andreozzi (ITA)	14.834
16	37 O.Jezek (CZE)	15.250
17	84 R.Russo (ITA)	37.029
18	40 R.Ramos (ESP)	100.725

Lap 5

1	1 J.Rea (GBR)	
2	50 E.Laverty (IRL)	2.482
3	7 C.Davies (GBR)	2.685
4	60 M.van der Mark (NED)	3.906
5	2 L.Camier (GBR)	4.340
6	12 X.Forés (ESP)	4.464
7	33 M.Melandri (ITA)	5.824
8	22 A.Lowes (GBR)	6.448
9	32 L.Savadori (ITA)	6.896
10	36 L.Mercado (ARG)	6.944
11	81 J.Torres (ESP)	7.062
12	13 A.West (AUS)	11.162
13	86 A.Badovini (ITA)	15.559
14	72 T.Takahashi (JPN)	16.895
15	121 A.Andreozzi (ITA)	17.462
16	37 O.Jezek (CZE)	17.816
17	84 R.Russo (ITA)	39.874
18	40 R.Ramos (ESP)	114.432

Lap 6

1	1 J.Rea (GBR)	
2	50 E.Laverty (IRL)	3.273
3	7 C.Davies (GBR)	3.318
4	60 M.van der Mark (NED)	4.495
5	12 X.Forés (ESP)	4.875
6	2 L.Camier (GBR)	5.694
7	33 M.Melandri (ITA)	6.068
8	22 A.Lowes (GBR)	6.785
9	32 L.Savadori (ITA)	7.698
10	81 J.Torres (ESP)	7.741
11	36 L.Mercado (ARG)	8.018
12	13 A.West (AUS)	13.135
13	86 A.Badovini (ITA)	18.073
14	72 T.Takahashi (JPN)	19.474
15	121 A.Andreozzi (ITA)	20.057
16	37 O.Jezek (CZE)	20.409
17	84 R.Russo (ITA)	42.014
18	40 R.Ramos (ESP)	

Lap 7

1	1 J.Rea (GBR)	
2	7 C.Davies (GBR)	3.272
3	50 E.Laverty (IRL)	4.171
4	60 M.van der Mark (NED)	5.150
5	12 X.Forés (ESP)	5.514
6	2 L.Camier (GBR)	6.109
7	33 M.Melandri (ITA)	6.628
8	22 A.Lowes (GBR)	6.963
9	81 J.Torres (ESP)	8.327
10	32 L.Savadori (ITA)	8.859
11	36 L.Mercado (ARG)	8.965
12	13 A.West (AUS)	15.207
13	86 A.Badovini (ITA)	20.476
14	72 T.Takahashi (JPN)	22.251
15	121 A.Andreozzi (ITA)	22.664
16	37 O.Jezek (CZE)	22.880
17	84 R.Russo (ITA)	58.725
18	40 R.Ramos (ESP)	

Lap 8

1	1 J.Rea (GBR)	
2	7 C.Davies (GBR)	3.387
3	50 E.Laverty (IRL)	5.298
4	60 M.van der Mark (NED)	5.758

5	12 X.Forés (ESP)	6.173
6	2 L.Camier (GBR)	6.633
7	33 M.Melandri (ITA)	6.872
8	81 J.Torres (ESP)	9.382
9	36 L.Mercado (ARG)	10.352
10	32 L.Savadori (ITA)	10.357
11	13 A.West (AUS)	17.670
12	86 A.Badovini (ITA)	23.338
13	72 T.Takahashi (JPN)	25.340
14	121 A.Andreozzi (ITA)	25.694
15	37 O.Jezek (CZE)	25.980
16	84 R.Russo (ITA)	
17	40 R.Ramos (ESP)	

Lap 9

1	1 J.Rea (GBR)	
2	7 C.Davies (GBR)	3.392
3	50 E.Laverty (IRL)	5.980
4	60 M.van der Mark (NED)	6.487
5	12 X.Forés (ESP)	6.965
6	33 M.Melandri (ITA)	7.224
7	2 L.Camier (GBR)	7.921
8	81 J.Torres (ESP)	10.430
9	36 L.Mercado (ARG)	11.156
10	32 L.Savadori (ITA)	11.785
11	13 A.West (AUS)	20.094
12	86 A.Badovini (ITA)	25.799
13	72 T.Takahashi (JPN)	28.000
14	121 A.Andreozzi (ITA)	28.842
15	37 O.Jezek (CZE)	28.925
16	84 R.Russo (ITA)	
17	40 R.Ramos (ESP)	

Lap 10

1	1 J.Rea (GBR)	
2	7 C.Davies (GBR)	3.645
3	50 E.Laverty (IRL)	6.770
4	60 M.van der Mark (NED)	6.831
5	33 M.Melandri (ITA)	7.398
6	81 J.Torres (ESP)	11.555
7	36 L.Mercado (ARG)	12.267
8	32 L.Savadori (ITA)	12.991
9	13 A.West (AUS)	22.424
10	86 A.Badovini (ITA)	28.498
11	72 T.Takahashi (JPN)	30.837
12	121 A.Andreozzi (ITA)	31.694
13	37 O.Jezek (CZE)	31.793
14	12 X.Forés (ESP)	45.698
15	84 R.Russo (ITA)	
16	40 R.Ramos (ESP)	

Lap 11

1	1 J.Rea (GBR)	
2	7 C.Davies (GBR)	3.824
3	60 M.van der Mark (NED)	7.282
4	33 M.Melandri (ITA)	8.008
5	50 E.Laverty (IRL)	8.023
6	81 J.Torres (ESP)	12.383
7	36 L.Mercado (ARG)	13.264
8	32 L.Savadori (ITA)	14.063
9	13 A.West (AUS)	24.136
10	86 A.Badovini (ITA)	30.933
11	72 T.Takahashi (JPN)	32.805
12	37 O.Jezek (CZE)	34.313
13	121 A.Andreozzi (ITA)	34.556
14	12 X.Forés (ESP)	47.721
15	84 R.Russo (ITA)	
16	40 R.Ramos (ESP)	

Lap 12

1	1 J.Rea (GBR)	
2	7 C.Davies (GBR)	3.890
3	60 M.van der Mark (NED)	7.726
4	50 E.Laverty (IRL)	8.768

Lap 13

1	1 J.Rea (GBR)	
2	7 C.Davies (GBR)	4.449
3	60 M.van der Mark (NED)	8.047
4	50 E.Laverty (IRL)	9.983
5	33 M.Melandri (ITA)	10.047
6	81 J.Torres (ESP)	14.493
7	36 L.Mercado (ARG)	15.859
8	32 L.Savadori (ITA)	15.962
9	13 A.West (AUS)	28.104
10	86 A.Badovini (ITA)	35.613
11	72 T.Takahashi (JPN)	37.407
12	37 O.Jezek (CZE)	39.543
13	121 A.Andreozzi (ITA)	39.952
14	12 X.Forés (ESP)	52.965
15	84 R.Russo (ITA)	
16	40 R.Ramos (ESP)	

Lap 14

1	1 J.Rea (GBR)	
2	7 C.Davies (GBR)	4.469
3	60 M.van der Mark (NED)	7.963
4	33 M.Melandri (ITA)	10.322
5	50 E.Laverty (IRL)	10.940
6	81 J.Torres (ESP)	14.732
7	32 L.Savadori (ITA)	16.130
8	36 L.Mercado (ARG)	16.625
9	13 A.West (AUS)	29.411
10	86 A.Badovini (ITA)	37.472
11	72 T.Takahashi (JPN)	39.876
12	37 O.Jezek (CZE)	41.694
13	121 A.Andreozzi (ITA)	42.248
14	12 X.Forés (ESP)	54.842
15	84 R.Russo (ITA)	
16	40 R.Ramos (ESP)	

Lap 15

1	1 J.Rea (GBR)	
2	7 C.Davies (GBR)	4.755
3	60 M.van der Mark (NED)	8.300
4	33 M.Melandri (ITA)	10.956
5	50 E.Laverty (IRL)	11.327
6	81 J.Torres (ESP)	16.008
7	32 L.Savadori (ITA)	17.100
8	36 L.Mercado (ARG)	18.102
9	13 A.West (AUS)	31.157
10	86 A.Badovini (ITA)	39.979
11	72 T.Takahashi (JPN)	42.935
12	37 O.Jezek (CZE)	43.838
13	121 A.Andreozzi (ITA)	44.795
14	12 X.Forés (ESP)	57.139
15	84 R.Russo (ITA)	
16	40 R.Ramos (ESP)	

Lap 16

1	1 J.Rea (GBR)	
2	7 C.Davies (GBR)	4.435
3	60 M.van der Mark (NED)	8.522
4	33 M.Melandri (ITA)	10.872
5	50 E.Laverty (IRL)	11.895
6	81 J.Torres (ESP)	16.396

17/09/2017

These data/results cannot be reproduced, stored and/or transmitted in whole or in part by any manner of electronic, mechanical, photocopying, recording, broadcasting or otherwise now known or herein after developed without the previous express consent by the copyright owner, except for reproduction in daily press and regular printed publications on sale to the public within 60 days of the event related to those data/results and always provided that copyright symbol appears together as follows below.

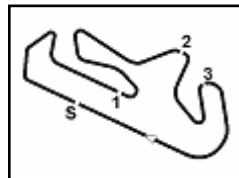
© DORNA WSBK ORGANIZATION Srl 2017

FCR PERUGIA TIMING


Official Tyre Supplier



Official Timekeeper



Portimao 4.592 m

Portuguese Round, 15-16-17 September 2017
World Superbike - Lap Chart Race 2

7	32 L.Savadori (ITA)	17.741
8	36 L.Mercado (ARG)	19.379
9	13 A.West (AUS)	32.638
10	86 A.Badovini (ITA)	42.206
11	72 T.Takahashi (JPN)	44.716
12	37 O.Jezek (CZE)	45.968
13	121 A.Andreozzi (ITA)	47.306
14	12 X.Forés (ESP)	59.148
15	84 R.Russo (ITA)	
16	40 R.Ramos (ESP)	

Lap 17

1	1 J.Rea (GBR)	
2	7 C.Davies (GBR)	4.543
3	60 M.van der Mark (NED)	8.760
4	33 M.Melandri (ITA)	10.988
5	50 E.Laverty (IRL)	13.084
6	81 J.Torres (ESP)	17.335
7	32 L.Savadori (ITA)	18.813
8	36 L.Mercado (ARG)	21.041
9	13 A.West (AUS)	35.175
10	86 A.Badovini (ITA)	44.612
11	72 T.Takahashi (JPN)	46.769
12	37 O.Jezek (CZE)	48.018
13	121 A.Andreozzi (ITA)	50.340
14	12 X.Forés (ESP)	1'02.002
15	84 R.Russo (ITA)	

Lap 18

1	1 J.Rea (GBR)	
2	60 M.van der Mark (NED)	8.499
3	33 M.Melandri (ITA)	10.947
4	50 E.Laverty (IRL)	13.646
5	81 J.Torres (ESP)	17.412
6	32 L.Savadori (ITA)	19.259
7	36 L.Mercado (ARG)	22.511
8	13 A.West (AUS)	36.626
9	86 A.Badovini (ITA)	46.921
10	72 T.Takahashi (JPN)	48.453
11	37 O.Jezek (CZE)	50.028
12	121 A.Andreozzi (ITA)	53.153
13	12 X.Forés (ESP)	1'04.938
14	84 R.Russo (ITA)	

Lap 19

1	1 J.Rea (GBR)	
2	60 M.van der Mark (NED)	7.590
3	33 M.Melandri (ITA)	10.206
4	50 E.Laverty (IRL)	13.728
5	81 J.Torres (ESP)	17.230
6	32 L.Savadori (ITA)	19.730
7	36 L.Mercado (ARG)	23.113
8	13 A.West (AUS)	37.523
9	86 A.Badovini (ITA)	48.405
10	72 T.Takahashi (JPN)	49.800
11	37 O.Jezek (CZE)	51.322
12	121 A.Andreozzi (ITA)	55.309
13	12 X.Forés (ESP)	1'06.800
14	84 R.Russo (ITA)	

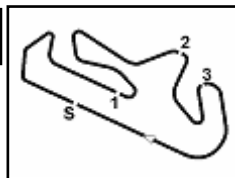
Lap 20

1	1 J.Rea (GBR)	
2	60 M.van der Mark (NED)	5.834
3	33 M.Melandri (ITA)	9.201
4	50 E.Laverty (IRL)	12.792
5	81 J.Torres (ESP)	15.943
6	32 L.Savadori (ITA)	19.359
7	36 L.Mercado (ARG)	23.286
8	13 A.West (AUS)	36.982
9	86 A.Badovini (ITA)	48.544
10	72 T.Takahashi (JPN)	50.000
11	37 O.Jezek (CZE)	51.944
12	121 A.Andreozzi (ITA)	56.705
13	12 X.Forés (ESP)	1'07.518

17/09/2017

These data/results cannot be reproduced, stored and/or transmitted in whole or in part by any manner of electronic, mechanical, photocopying, recording, broadcasting or otherwise now known or herein after developed without the previous express consent by the copyright owner, except for reproduction in daily press and regular printed publications on sale to the public within 60 days of the event related to those data/results and always provided that copyright symbol appears together as follows below.

© DORNA WSBK ORGANIZATION Srl 2017



Portimao 4.592 m

Portuguese Round, 15-16-17 September 2017 World Superbike - Best Sector & Speed Race 2

RESULTS

1	1 J. REA	Kawasaki ZX-10RR	Laps 20
2	60 M. VAN DER MARK	Yamaha YZF R1	5.834
3	33 M. MELANDRI	Ducati Panigale R	9.201
4	50 E. LAVERTY	Aprilia RSV4 RF	12.792
5	81 J. TORRES	BMW S 1000 RR	15.943
6	32 L. SAVADORI	Aprilia RSV4 RF	19.359
7	36 L. MERCADO	Aprilia RSV4 RF	23.286
8	13 A. WEST	Kawasaki ZX-10RR	36.982
9	86 A. BADOVINI	Kawasaki ZX-10RR	48.544
10	72 T. TAKAHASHI	Honda CBR1000RR	50.000
11	37 O. JEZEK	Kawasaki ZX-10RR	51.944
12	121 A. ANDREOZZI	Yamaha YZF R1	56.705
13	12 X. FORÉS	Ducati Panigale R	1'07.518
14	84 R. RUSSO	Kawasaki ZX-10RR	1 Lap
15	40 R. RAMOS	Kawasaki ZX-10RR	4 Laps
RET	7 C. DAVIES	Ducati Panigale R	3 Laps
RET	2 L. CAMIER	MV Agusta 1000 F4	11 Laps
RET	22 A. LOWES	Yamaha YZF R1	13 Laps
RET	35 R. DE ROSA	BMW S 1000 RR	17 Laps

SPEED

1	7 C. DAVIES	Ducati Panigale R	304,2
2	33 M. MELANDRI	Ducati Panigale R	302,5
3	60 M. VAN DER MARK	Yamaha YZF R1	301,7
4	1 J. REA	Kawasaki ZX-10RR	300,8
5	12 X. FORÉS	Ducati Panigale R	300,0
6	50 E. LAVERTY	Aprilia RSV4 RF	299,2
7	32 L. SAVADORI	Aprilia RSV4 RF	298,3
8	35 R. DE ROSA	BMW S 1000 RR	298,3
9	81 J. TORRES	BMW S 1000 RR	298,3
10	72 T. TAKAHASHI	Honda CBR1000RR	297,5
11	2 L. CAMIER	MV Agusta 1000 F4	296,7
12	36 L. MERCADO	Aprilia RSV4 RF	295,1
13	22 A. LOWES	Yamaha YZF R1	293,5
14	40 R. RAMOS	Kawasaki ZX-10RR	292,7
15	84 R. RUSSO	Kawasaki ZX-10RR	291,9
16	13 A. WEST	Kawasaki ZX-10RR	290,3
17	121 A. ANDREOZZI	Yamaha YZF R1	290,3
18	37 O. JEZEK	Kawasaki ZX-10RR	287,2
19	86 A. BADOVINI	Kawasaki ZX-10RR	287,2

SEG. 1

1	7 C. DAVIES	32.305
2	1 J. REA	32.537
3	33 M. MELANDRI	32.538
4	50 E. LAVERTY	32.641
5	60 M. VAN DER MARK	32.677
6	2 L. CAMIER	32.737
7	12 X. FORÉS	32.746
8	32 L. SAVADORI	32.807
9	22 A. LOWES	32.841
10	81 J. TORRES	32.919
11	35 R. DE ROSA	32.995
12	84 R. RUSSO	33.032
13	36 L. MERCADO	33.078
14	40 R. RAMOS	33.152
15	13 A. WEST	33.179
16	72 T. TAKAHASHI	33.290
17	37 O. JEZEK	33.367
18	86 A. BADOVINI	33.433
19	121 A. ANDREOZZI	33.452

SEG. 2

1	33 M. MELANDRI	29.830
2	1 J. REA	29.862
3	7 C. DAVIES	29.945
4	22 A. LOWES	29.969
5	50 E. LAVERTY	29.992
6	2 L. CAMIER	30.002
7	32 L. SAVADORI	30.016
8	36 L. MERCADO	30.090
9	60 M. VAN DER MARK	30.111
10	12 X. FORÉS	30.122
11	81 J. TORRES	30.127
12	13 A. WEST	30.262
13	35 R. DE ROSA	30.298
14	40 R. RAMOS	30.314
15	86 A. BADOVINI	30.537
16	37 O. JEZEK	30.634
17	121 A. ANDREOZZI	30.645
18	84 R. RUSSO	30.653
19	72 T. TAKAHASHI	30.654

SEG. 3

1	1 J. REA	21.259
2	7 C. DAVIES	21.326
3	50 E. LAVERTY	21.367
4	22 A. LOWES	21.451
5	36 L. MERCADO	21.468
6	33 M. MELANDRI	21.472
7	81 J. TORRES	21.486
8	12 X. FORÉS	21.534
9	60 M. VAN DER MARK	21.544
10	32 L. SAVADORI	21.546
11	2 L. CAMIER	21.550
12	13 A. WEST	21.553
13	35 R. DE ROSA	21.605
14	40 R. RAMOS	21.656
15	86 A. BADOVINI	21.719
16	84 R. RUSSO	21.780
17	37 O. JEZEK	21.893
18	72 T. TAKAHASHI	21.911
19	121 A. ANDREOZZI	21.924

SEG. 4

1	1 J. REA	19.098
2	60 M. VAN DER MARK	19.142
3	32 L. SAVADORI	19.171
4	33 M. MELANDRI	19.198
5	7 C. DAVIES	19.269
6	36 L. MERCADO	19.314
7	81 J. TORRES	19.315
8	50 E. LAVERTY	19.329
9	2 L. CAMIER	19.331
10	35 R. DE ROSA	19.365
11	12 X. FORÉS	19.380
12	22 A. LOWES	19.403
13	72 T. TAKAHASHI	19.559
14	13 A. WEST	19.564
15	40 R. RAMOS	19.573
16	84 R. RUSSO	19.581
17	37 O. JEZEK	19.598
18	121 A. ANDREOZZI	19.617
19	86 A. BADOVINI	19.772

17/09/2017

These data/results cannot be reproduced, stored and/or transmitted in whole or in part by any manner of electronic, mechanical, photocopying, recording, broadcasting or otherwise now known or herein after developed without the previous express consent by the copyright owner, except for reproduction in daily press and regular printed publications on sale to the public within 60 days of the event related to those data/results and always provided that copyright symbol appears together as follows below.

© DORNA WSBK ORGANIZATION Srl 2017

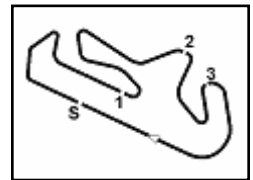
FICR PERUGIA TIMING



Official Tyre Supplier



Official Timekeeper



Portuguese Round, 15-16-17 September 2017 World Superbike - Chronological Analysis Race 2

Portimao 4.592 m

Start at 15:00'48.410

1 / 4

1 J. REA (1'43.148)							
Lap	Seg.1	Seg.2	Seg.3	Seg.4	Lap Time	km/h	Local Time
1		30.081	21.428	19.098	1'45.454		15:02'33.864
2	32.563	29.988	21.315	19.326	1'43.192	299,2	15:04'17.056
3	32.578	30.035	21.259	19.442	1'43.314	299,2	15:06'00.370
4	32.621	29.862	21.315	19.350	1'43.148	297,5	15:07'43.518
5	32.672	30.067	21.338	19.442	1'43.519	297,5	15:09'27.037
6	32.684	30.083	21.398	19.470	1'43.635	298,3	15:11'10.672
7	32.683	30.156	21.437	19.417	1'43.693	298,3	15:12'54.365
8	32.644	29.893	21.625	19.412	1'43.574	299,2	15:14'37.939
9	32.556	30.024	21.525	19.403	1'43.508	299,2	15:16'21.447
10	32.588	30.015	21.438	19.421	1'43.462	300,0	15:18'04.909
11	32.650	29.981	21.501	19.645	1'43.777	299,2	15:19'48.686
12	32.769	30.007	21.533	19.528	1'43.837	299,2	15:21'32.523
13	32.537	30.061	21.546	19.482	1'43.626	300,0	15:23'16.149
14	32.736	30.437	21.537	19.641	1'44.351	298,3	15:25'00.500
15	32.699	29.904	21.669	19.576	1'43.848	299,2	15:26'44.348
16	32.676	30.377	21.669	19.616	1'44.338	300,0	15:28'28.686
17	32.710	30.146	21.420	19.665	1'43.941	300,0	15:30'12.627
18	32.828	30.466	21.587	19.791	1'44.672	300,8	15:31'57.299
19	33.001	30.554	21.830	19.937	1'45.322	299,2	15:33'42.621
20	33.188	30.911	21.894	20.713	1'46.706	296,7	15:35'29.327

17	32.752	30.061	21.485	19.759	1'44.057	300,8	15:30'23.615
18	32.988	30.279	21.575	19.789	1'44.631	300,0	15:32'08.246
19	32.793	30.098	21.828	19.862	1'44.581	300,0	15:33'52.827
20	33.396	30.464	21.825	20.016	1'45.701	285,7	15:35'38.528

60 M. VAN DER MARK (1'43.806)							
Lap	Seg.1	Seg.2	Seg.3	Seg.4	Lap Time	km/h	Local Time
1		30.300	21.554	19.218	1'45.377		15:02'33.787
2	33.014	30.474	21.832	19.142	1'44.462	288,8	15:04'18.249
3	32.861	30.354	21.544	19.345	1'44.104	295,9	15:06'02.353
4	32.782	30.393	21.621	19.450	1'44.246	296,7	15:07'46.599
5	32.846	30.400	21.792	19.306	1'44.344	297,5	15:09'30.943
6	32.781	30.297	21.713	19.433	1'44.224	301,7	15:11'15.167
7	32.913	30.349	21.628	19.458	1'44.348	300,8	15:12'59.515
8	32.814	30.256	21.675	19.437	1'44.182	301,7	15:14'43.697
9	32.819	30.324	21.759	19.335	1'44.237	299,2	15:16'27.934
10	32.677	30.111	21.721	19.297	1'43.806	298,3	15:18'11.740
11	32.707	30.319	21.740	19.462	1'44.228	295,1	15:19'55.968
12	32.951	30.187	21.684	19.459	1'44.281	300,0	15:21'40.249
13	32.718	30.187	21.588	19.454	1'43.947	300,8	15:23'24.196
14	32.883	30.299	21.643	19.442	1'44.267	296,7	15:25'08.463
15	32.731	30.203	21.707	19.544	1'44.185	298,3	15:26'52.648
16	32.842	30.424	21.708	19.586	1'44.560	299,2	15:28'37.208
17	32.722	30.328	21.558	19.571	1'44.179	299,2	15:30'21.387
18	32.688	30.523	21.673	19.527	1'44.411	299,2	15:32'05.798
19	32.775	30.293	21.760	19.585	1'44.413	299,2	15:33'50.211
20	32.977	30.315	21.862	19.796	1'44.950	300,0	15:35'35.161

50 E. LAVERTY (1'43.494)							
Lap	Seg.1	Seg.2	Seg.3	Seg.4	Lap Time	km/h	Local Time
1		30.099	21.679	19.329	1'45.860		15:02'34.270
2	32.758	30.036	21.367	19.333	1'43.494	289,5	15:04'17.764
3	32.641	29.992	21.397	19.580	1'43.610	295,9	15:06'01.374
4	32.754	30.210	21.488	19.598	1'44.050	295,9	15:07'45.424
5	32.745	30.249	21.546	19.555	1'44.095	295,9	15:09'29.519
6	32.897	30.184	21.721	19.624	1'44.426	295,9	15:11'13.945
7	32.924	30.305	21.648	19.714	1'44.591	284,2	15:12'58.536
8	32.801	30.413	21.493	19.994	1'44.701	299,2	15:14'43.237
9	32.923	30.143	21.576	19.548	1'44.190	295,9	15:16'27.427
10	32.767	30.265	21.551	19.669	1'44.252	297,5	15:18'11.679
11	33.378	30.249	21.955	19.448	1'45.030	288,0	15:19'56.709
12	33.002	30.397	21.608	19.575	1'44.582	294,3	15:21'41.291
13	32.790	30.453	21.815	19.783	1'44.841	296,7	15:23'26.132
14	33.533	30.361	21.823	19.591	1'45.308	288,0	15:25'11.440
15	32.694	30.360	21.649	19.532	1'44.235	298,3	15:26'55.675
16	32.867	30.484	21.766	19.789	1'44.906	294,3	15:28'40.581
17	33.086	30.552	21.699	19.793	1'45.130	296,7	15:30'25.711
18	33.120	30.503	21.826	19.785	1'45.234	295,9	15:32'10.945
19	33.093	30.567	21.863	19.881	1'45.404	295,9	15:33'56.349
20	33.157	30.769	21.897	19.947	1'45.770	295,9	15:35'42.119

33 M. MELANDRI (1'43.636)							
Lap	Seg.1	Seg.2	Seg.3	Seg.4	Lap Time	km/h	Local Time
1		30.572	21.659	19.198	1'46.545		15:02'34.955
2	32.857	30.087	21.659	19.406	1'44.009	287,2	15:04'18.964
3	32.538	30.020	23.620	19.508	1'45.686	300,0	15:06'04.650
4	32.714	30.216	21.668	19.441	1'44.039	291,1	15:07'48.689
5	32.790	30.279	21.560	19.543	1'44.172	295,1	15:09'32.861
6	32.640	30.030	21.700	19.509	1'43.879	302,5	15:11'16.740
7	33.254	29.907	21.472	19.620	1'44.253	288,0	15:13'00.993
8	32.692	30.103	21.659	19.364	1'43.818	288,8	15:14'44.811
9	32.729	30.117	21.581	19.433	1'43.860	290,3	15:16'28.671
10	32.740	29.830	21.594	19.472	1'43.636	291,1	15:18'12.307
11	32.909	30.219	21.515	19.744	1'44.387	291,9	15:19'56.694
12	33.327	30.215	21.780	19.503	1'44.825	288,0	15:21'41.519
13	32.889	30.284	21.576	19.928	1'44.677	292,7	15:23'26.196
14	33.118	30.237	21.561	19.710	1'44.626	291,9	15:25'10.822
15	32.631	30.625	21.511	19.715	1'44.482	295,9	15:26'55.304
16	32.761	30.099	21.633	19.761	1'44.254	295,1	15:28'39.558

81 J. TORRES (1'44.024)							
Lap	Seg.1	Seg.2	Seg.3	Seg.4	Lap Time	km/h	Local Time
1		30.939	21.709	19.367	1'48.050		15:02'36.460
2	32.995	30.150	21.564	19.315	1'44.024	293,5	15:04'20.484
3	33.104	30.127	21.887	19.369	1'44.487	293,5	15:06'04.971
4	33.161	30.174	21.686	19.397	1'44.418	288,8	15:07'49.389
5	33.143	30.383	21.787	19.397	1'44.710	288,8	15:09'34.099
6	33.063	30.156	21.595	19.500	1'44.314	285,7	15:11'18.413
7	32.935	30.243	21.559	19.542	1'44.279	298,3	15:13'02.692
8	32.926	30.158	21.968	19.577	1'44.629	294,3	15:14'47.321
9	32.919	30.308	21.693	19.636	1'44.556	292,7	15:16'31.877
10	33.063	30.236	21.589	19.699	1'44.587	294,3	15:18'16.464
11	32.999	30.148	21.731	19.727	1'44.605	290,3	15:20'01.069
12	33.053	30.385	21.616	19.626	1'44.680	293,5	15:21'45.749
13	33.217	30.474	21.486	19.716	1'44.893	279,8	15:23'30.642
14	33.062	30.264	21.611	19.653	1'44.590	295,1	15:25'15.232
15	33.216	30.632	21.634	19.642	1'45.124	291,1	15:27'00.356
16	33.068	30.316	21.663	19.679	1'44.726	292,7	15:28'45.082
17	33.101	30.462	21.647	19.670	1'44.880	294,3	15:30'29.962
18	33.068	30.301	21.692	19.688	1'44.749	295,1	15:32'14.711
19	33.012	30.577	21.692	19.859	1'45.140	294,3	15:33'59.851
20	33.174	30.518	21.833	19.894	1'45.419	291,1	15:35'45.270

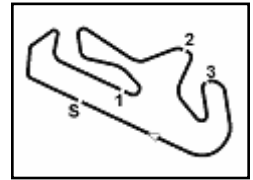
32 L. SAVADORI (1'43.866)							
Lap	Seg.1	Seg.2	Seg.3	Seg.4	Lap Time	km/h	Local Time
1		30.460	21.726	19.171	1'46.793		15:02'35.203
2	32.917	30.016	21.662	19.271	1'43.866	291,1	15:04'19.069
3	33.061	30.218	21.798	19.587	1'44.664	287,2	15:06'03.733
4	33.019	30.414	21.546	19.571	1'44.550	295,1	15:07'48.283
5	32.969	31.393	21.701	19.587	1'45.650	294,3	15:09'33.933
6	33.033	30.129	21.609	19.666	1'44.437	289,5	15:11'18.370
7	33.361	30.357	21.577	19.559	1'44.854	293,5	15:13'03.224
8	33.139	30.265	22.005	19.663	1'45.072	295,1	15:14'48.296
9	33.341	30.387	21.570	19.638	1'44.936	297,1	15:16'33.232
10	33.023	30.287	21.744	19.614	1'44.668	291,1	15:18'17.900
11	33.041	30.344	21.735	19.729	1'44.849	288,8	15:20'02.749

17/09/2017

P = Pits In/Out - C = Lap-Time Cancelled

These data/results cannot be reproduced, stored and/or transmitted in whole or in part by any manner of electronic, mechanical, photocopying, recording, broadcasting or otherwise now known or herein after developed without the previous express consent by the copyright owner, except for reproduction in daily press and regular printed publications on sale to the public within 60 days of the event related to those data/results and always provided that copyright symbol appears together as follows below.

© DORNA WSBK ORGANIZATION Srl 2017



Portuguese Round, 15-16-17 September 2017 World Superbike - Chronological Analysis Race 2

Portimao 4.592 m

Start at 15:00'48.410

2 / 4

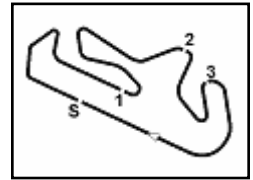
Lap	Seg.1	Seg.2	Seg.3	Seg.4	Lap Time	km/h	Local Time
12	33.089	30.228	21.676	19.560	1'44.553	288,8	15:21'47.302
13	33.074	30.311	21.806	19.618	1'44.809	295,1	15:23'32.111
14	32.807	30.294	21.693	19.725	1'44.519	298,3	15:25'16.630
15	32.967	30.527	21.604	19.720	1'44.818	296,7	15:27'01.448
16	33.074	30.369	21.770	19.766	1'44.979	297,5	15:28'46.427
17	33.013	30.455	21.763	19.782	1'45.013	295,9	15:30'31.440
18	33.037	30.423	21.684	19.974	1'45.118	296,7	15:32'16.558
19	33.222	30.783	21.748	20.040	1'45.793	294,3	15:34'02.351
20	33.298	30.592	22.308	20.137	1'46.335	293,5	15:35'48.686
36 L. MERCADO (1'44.162)							
Lap	Seg.1	Seg.2	Seg.3	Seg.4	Lap Time	km/h	Local Time
1		30.956	21.578	19.314	1'47.711		15:02'36.121
2	33.172	30.179	21.468	19.343	1'44.162	278,4	15:04'20.283
3	33.157	30.169	21.773	19.416	1'44.515	285,0	15:06'04.798
4	33.112	30.185	21.708	19.384	1'44.389	282,7	15:07'49.187
5	33.212	30.365	21.720	19.497	1'44.794	282,7	15:09'33.981
6	33.499	30.145	21.585	19.480	1'44.709	279,1	15:11'18.690
7	33.394	30.264	21.516	19.466	1'44.640	283,5	15:13'03.330
8	33.248	30.212	21.885	19.616	1'44.961	292,7	15:14'48.291
9	33.078	30.189	21.491	19.554	1'44.312	291,9	15:16'32.603
10	33.125	30.090	21.672	19.686	1'44.573	287,2	15:18'17.176
11	33.207	30.142	21.709	19.716	1'44.774	284,2	15:20'01.950
12	33.403	30.246	21.588	19.701	1'44.938	287,2	15:21'46.888
13	33.291	30.297	21.772	19.760	1'45.120	286,5	15:23'32.008
14	33.394	30.405	21.623	19.695	1'45.117	295,1	15:25'17.125
15	33.497	30.428	21.657	19.743	1'45.325	285,7	15:27'02.450
16	33.424	30.510	21.839	19.842	1'45.615	291,1	15:28'48.065
17	33.368	30.570	21.761	19.904	1'45.603	288,0	15:30'33.668
18	33.718	30.532	22.055	19.837	1'46.142	288,0	15:32'19.810
19	33.472	30.600	22.024	19.828	1'45.924	292,7	15:34'05.734
20	33.693	30.561	22.581	20.044	1'46.879	288,8	15:35'52.613
72 T. TAKAHASHI (1'45.745)							
Lap	Seg.1	Seg.2	Seg.3	Seg.4	Lap Time	km/h	Local Time
1		31.709	22.176	19.559	1'50.794		15:02'39.204
2	33.834	30.858	22.128	19.629	1'46.449	283,5	15:04'25.653
3	33.554	30.852	21.991	19.647	1'46.044	293,5	15:06'11.697
4	33.854	30.771	22.082	19.745	1'46.452	289,5	15:07'58.149
5	33.290	30.816	21.990	19.687	1'45.783	292,7	15:09'43.932
6	33.570	30.772	22.169	19.703	1'46.214	291,9	15:11'30.146
7	33.531	30.898	21.911	20.130	1'46.470	287,2	15:13'16.616
8	33.498	30.669	22.789	19.707	1'46.663	291,9	15:15'03.279
9	33.628	30.654	22.104	19.782	1'46.168	286,5	15:16'49.447
10	33.772	30.729	22.056	19.742	1'46.299	289,5	15:18'35.746
11	33.326	30.740	21.993	19.686	1'45.745	294,3	15:20'21.491
12	33.419	30.829	22.025	19.838	1'46.111	292,7	15:22'07.602
13	33.390	30.765	22.081	19.718	1'45.954	296,7	15:23'53.556
14	33.546	31.267	22.172	19.835	1'46.820	293,5	15:25'40.376
15	33.637	31.429	21.989	19.852	1'46.907	295,1	15:27'27.283
16	33.433	30.862	22.016	19.808	1'46.119	293,5	15:29'13.402
17	33.451	30.822	22.039	19.682	1'45.994	296,7	15:30'59.396
18	33.321	31.011	22.038	19.986	1'46.356	297,5	15:32'45.752
19	33.675	30.933	22.108	19.953	1'46.669	296,7	15:34'32.421
20	33.736	30.953	22.208	20.009	1'46.906	291,9	15:36'19.327
37 O. JEZEK (1'45.991)							
Lap	Seg.1	Seg.2	Seg.3	Seg.4	Lap Time	km/h	Local Time
1		31.467	22.069	19.676	1'50.585		15:02'38.995
2	34.378	30.829	22.121	19.655	1'46.983	277,6	15:04'25.978
3	33.609	30.721	22.368	19.780	1'46.478	285,0	15:06'12.456
4	33.882	30.744	22.036	19.650	1'46.312	277,6	15:07'58.768
5	33.715	30.634	22.037	19.699	1'46.085	282,0	15:09'44.853
6	33.794	30.857	21.979	19.598	1'46.228	280,5	15:11'31.081
7	33.675	30.789	21.911	19.789	1'46.164	283,5	15:13'17.245
8	33.864	30.705	22.475	19.630	1'46.674	283,5	15:15'03.919
9	33.732	30.884	22.085	19.752	1'46.453	279,8	15:16'50.372
10	33.947	30.798	21.961	19.624	1'46.330	270,7	15:18'36.702
11	33.367	30.820	22.335	19.775	1'46.297	287,2	15:20'22.999
12	33.638	30.727	21.934	19.817	1'46.116	282,7	15:22'09.115
13	33.907	30.877	21.985	19.808	1'46.577	282,7	15:23'55.692
14	33.563	30.996	22.067	19.876	1'46.502	283,5	15:25'42.194
15	33.498	30.760	21.893	19.841	1'45.992	281,3	15:27'28.186
16	33.546	30.943	22.093	19.886	1'46.468	282,0	15:29'14.654
17	33.443	30.640	22.039	19.869	1'45.991	283,5	15:31'00.645
18	33.769	30.905	22.108	19.900	1'46.682	284,2	15:32'47.327
19	33.579	31.093	22.085	19.859	1'46.616	282,0	15:34'33.943
20	33.859	30.970	22.318	20.181	1'47.328	282,0	15:36'21.271
121 A. ANDREOZZI (1'46.147)							
Lap	Seg.1	Seg.2	Seg.3	Seg.4	Lap Time	km/h	Local Time
1		31.585	22.025	19.700	1'50.264		15:02'38.674

17/09/2017 P = Pits In/Out - C = Lap-Time Cancelled

These data/results cannot be reproduced, stored and/or transmitted in whole or in part by any manner of electronic, mechanical, photocopying, recording, broadcasting or otherwise now known or herein after developed without the previous express consent by the copyright owner, except for reproduction in daily press and regular printed publications on sale to the public within 60 days of the event related to those data/results and always provided that copyright symbol appears together as follows below.

© DORNA WSBK ORGANIZATION Srl 2017





Portuguese Round, 15-16-17 September 2017 World Superbike - Chronological Analysis Race 2

Portimao 4.592 m

Start at 15:00'48.410

3 / 4

								7 C. DAVIES (1'43.285)							
Lap	Seg.1	Seg.2	Seg.3	Seg.4	Lap Time	km/h	Local Time	Lap	Seg.1	Seg.2	Seg.3	Seg.4	Lap Time	km/h	Local Time
2	33.910	30.769	21.962	19.672	1'46.313	282,7	15:04'24.987	1		30.415	21.605	19.269	1'46.411	289,2	15:02'34.821
3	33.654	30.718	22.366	19.826	1'46.564	284,2	15:06'11.551	2	32.423	30.147	21.326	19.389	1'43.285	299,2	15:04'18.106
4	34.278	30.917	21.989	19.617	1'46.801	273,4	15:07'58.352	3	32.562	30.250	21.755	19.437	1'44.004	289,5	15:06'02.110
5	33.619	30.847	21.938	19.743	1'46.147	284,2	15:09'44.499	4	32.305	30.357	21.506	19.512	1'43.680	301,7	15:07'45.790
6	33.645	30.774	22.028	19.783	1'46.230	283,5	15:11'30.729	5	32.452	30.455	21.588	19.437	1'43.932	299,2	15:09'29.722
7	33.725	30.767	21.924	19.884	1'46.300	285,0	15:13'17.029	6	32.834	30.250	21.732	19.452	1'44.268	298,3	15:11'13.990
8	33.697	30.849	22.287	19.771	1'46.604	285,7	15:15'03.633	7	32.523	30.036	21.509	19.579	1'43.647	297,5	15:12'57.637
9	33.770	30.774	22.203	19.909	1'46.656	285,0	15:16'50.289	8	32.482	30.284	21.382	19.541	1'43.689	302,5	15:14'41.326
10	33.739	30.645	22.089	19.841	1'46.314	290,3	15:18'36.603	9	32.457	29.945	21.570	19.541	1'43.513	303,4	15:16'24.839
11	33.715	30.858	22.251	19.815	1'46.639	290,3	15:20'23.242	10	32.385	30.236	21.514	19.580	1'43.715	302,5	15:18'08.554
12	33.804	30.684	22.017	19.798	1'46.303	268,7	15:22'09.545	11	32.559	30.154	21.564	19.679	1'43.956	300,8	15:19'52.510
13	33.452	31.248	22.077	19.779	1'46.556	284,2	15:23'56.101	12	32.603	30.137	21.539	19.624	1'43.903	303,4	15:21'36.413
14	33.515	31.295	21.985	19.852	1'46.647	282,0	15:25'42.748	13	32.760	30.075	21.564	19.786	1'44.185	302,5	15:23'20.598
15	33.593	30.861	21.969	19.972	1'46.395	285,7	15:27'29.143	14	32.627	30.144	21.927	19.673	1'44.371	302,5	15:25'04.969
16	33.800	30.945	22.084	20.020	1'46.849	283,5	15:29'15.992	15	32.693	30.255	21.548	19.638	1'44.134	299,2	15:26'49.103
17	33.635	31.040	22.124	20.176	1'46.975	290,3	15:31'02.967	16	32.306	30.509	21.531	19.672	1'44.018	304,2	15:28'33.121
18	34.039	31.145	22.242	20.059	1'47.485	284,2	15:32'50.452	17	32.433	30.428	21.519	19.669	1'44.049	302,5	15:30'17.170
19	33.972	31.213	22.188	20.105	1'47.478	284,2	15:34'37.930								
20	33.852	31.617	22.322	20.311	1'48.102	285,0	15:36'26.032								

12 X. FORÉS (1'44.046)								40 R. RAMOS (1'44.854)							
Lap	Seg.1	Seg.2	Seg.3	Seg.4	Lap Time	km/h	Local Time	Lap	Seg.1	Seg.2	Seg.3	Seg.4	Lap Time	km/h	Local Time
1		30.824	21.555	19.413	1'46.360		15:02'34.770	1		1'19.710	22.385	19.658	2'38.395		15:03'26.805
2	32.833	30.169	21.589	19.482	1'44.073	296,7	15:04'18.843	2	33.618	30.832	21.845	19.573	1'45.868	286,5	15:05'12.673
3	32.976	30.240	21.535	19.616	1'44.367	295,1	15:06'03.210	3	33.387	30.633	21.662	19.779	1'45.461	284,2	15:06'58.134
4	32.770	30.279	21.534	19.483	1'44.066	300,0	15:07'47.276	4	33.727	30.869	21.815	19.698	1'46.109	282,0	15:08'44.243
5	32.918	30.330	21.597	19.380	1'44.225	294,3	15:09'31.501	5	34.554	32.215	22.907	27.550	1'57.226P	282,0	15:10'41.469
6	32.746	30.254	21.553	19.493	1'44.046	297,5	15:11'15.547	6	6'26.606	30.503	21.795	19.626	7'38.530P		15:18'19.999
7	32.851	30.247	21.693	19.541	1'44.332	296,7	15:12'59.879	7	33.178	30.314	21.656	19.706	1'44.854	292,7	15:20'04.853
8	32.829	30.122	21.798	19.484	1'44.233	297,5	15:14'44.112	8	33.255	30.361	22.036	19.699	1'45.351	290,3	15:21'50.204
9	32.841	30.335	21.586	19.538	1'44.300	293,5	15:16'28.412	9	33.152	30.429	21.683	19.730	1'44.994	291,1	15:23'35.198
10	1'09.169	31.206	21.861	19.959	2'22.195	297,5	15:18'50.607	10	33.273	30.516	21.733	19.820	1'45.342	289,5	15:25'20.540
11	33.266	30.549	21.861	20.124	1'45.800	291,9	15:20'36.407	11	33.890	30.858	21.964	19.647	1'46.359	288,0	15:27'06.899
12	33.425	30.496	22.224	20.008	1'46.153	292,7	15:22'22.560	12	33.280	30.828	21.917	19.681	1'45.706	288,8	15:28'52.605
13	33.810	30.705	21.952	20.087	1'46.554	297,5	15:24'09.114	13	33.177	30.724	21.737	19.772	1'45.410	291,1	15:30'38.015
14	33.663	30.721	21.838	20.006	1'46.228	288,8	15:25'55.342	14	33.448	30.526	21.904	19.752	1'45.630	289,5	15:32'23.645
15	33.259	30.979	21.857	20.050	1'46.145	291,9	15:27'41.487	15	33.313	30.536	21.692	19.745	1'45.286	288,0	15:34'08.931
16	33.399	30.704	22.076	20.168	1'46.347	290,3	15:29'27.834	16	33.401	30.643	21.834	19.866	1'45.744	288,8	15:35'54.675
17	33.502	30.862	22.005	20.426	1'46.795	294,3	15:31'14.629								
18	34.110	31.021	22.239	20.238	1'47.608	285,7	15:33'02.237								
19	33.824	30.979	22.138	20.243	1'47.184	286,5	15:34'49.421								
20	33.772	31.011	22.151	20.490	1'47.424	290,3	15:36'36.845								

84 R. RUSSO (1'45.096)								2 L. CAMIER (1'43.886)							
Lap	Seg.1	Seg.2	Seg.3	Seg.4	Lap Time	km/h	Local Time	Lap	Seg.1	Seg.2	Seg.3	Seg.4	Lap Time	km/h	Local Time
1		56.157	22.918	19.771	2'15.528		15:03'03.938	1		30.148	21.558	19.385	1'45.164		15:02'33.574
2	33.148	30.785	21.780	19.642	1'45.355	284,2	15:04'49.293	2	32.737	30.059	21.759	19.331	1'43.886	292,7	15:04'17.460
3	33.032	30.653	21.830	19.581	1'45.096	291,9	15:06'34.389	3	32.944	30.390	21.712	19.608	1'44.654	294,3	15:06'02.114
4	33.299	31.289	21.904	19.666	1'46.158	272,0	15:08'20.547	4	33.465	30.273	21.638	19.439	1'44.815	283,5	15:07'46.929
5	33.773	30.927	22.010	19.654	1'46.364	282,7	15:10'06.911	5	33.094	30.248	21.685	19.421	1'44.448	291,1	15:09'31.377
6	33.199	30.732	22.232	19.612	1'45.775	285,7	15:11'52.686	6	33.473	30.377	21.585	19.554	1'44.989	288,0	15:11'16.366
7	35.025	32.299	23.089	29.991	2'00.404P	274,1	15:13'53.090	7	32.957	30.002	21.742	19.407	1'44.108	292,7	15:13'00.474
8	2'31.703	31.465	22.197	19.747	3'45.112P		15:17'38.202	8	32.985	30.161	21.550	19.402	1'44.098	296,7	15:14'44.572
9	33.715	30.780	22.011	19.774	1'46.280	274,1	15:19'24.482	9	33.014	30.424	21.638	19.720	1'44.796	296,7	15:16'29.368
10	33.215	31.038	21.942	19.720	1'45.915	283,5	15:21'10.397								
11	33.368	30.775	21.861	19.729	1'45.733	285,0	15:22'56.130								
12	33.410	31.036	22.182	19.729	1'46.357	287,2	15:24'42.487								
13	33.149	31.169	22.538	19.710	1'46.566	285,7	15:26'29.053								
14	34.175	30.820	21.976	19.700	1'46.671	282,0	15:28'15.724								
15	33.392	31.086	22.117	19.818	1'46.413	280,5	15:30'02.137								
16	33.621	30.803	22.148	19.775	1'46.347	279,1	15:31'48.484								
17	33.466	30.976	22.173	19.797	1'46.412	287,2	15:33'34.896								
18	33.558	30.992	22.375	19.772	1'46.697	283,5	15:35'21.593								
19	33.481	31.036	22.414	19.843	1'46.774	278,4	15:37'08.367								

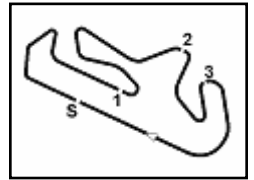
22 A. LOWES (1'43.871)								35 R. DE ROSA (1'44.314)							
Lap	Seg.1	Seg.2	Seg.3	Seg.4	Lap Time	km/h	Local Time	Lap	Seg.1	Seg.2	Seg.3	Seg.4	Lap Time	km/h	Local Time
1		30.616	21.547	19.538	1'47.596		15:02'36.006	1		30.954	21.723	19.434	1'48.351		15:02'36.761
2	32.882	30.081	21.506	19.414	1'43.883	293,5	15:04'19.889								
3	32.957	30.127	21.645	19.495	1'44.224	287,2	15:06'04.113								
4	32.964	30.322	22.017	19.469	1'44.772	285,0	15:07'48.885								
5	32.977	30.617	21.451	19.555	1'44.600	286,5	15:09'33.485								
6	32.916	29.969	21.558	19.529	1'43.972	291,1	15:11'17.457								
7	32.841	30.099	21.528	19.403	1'43.871	291,1	15:13'01.328								

17/09/2017

P = Pits In/Out - C = Lap-Time Cancelled

These data/results cannot be reproduced, stored and/or transmitted in whole or in part by any manner of electronic, mechanical, photocopying, recording, broadcasting or otherwise now known or herein after developed without the previous express consent by the copyright owner, except for reproduction in daily press and regular printed publications on sale to the public within 60 days of the event related to those data/results and always provided that copyright symbol appears together as follows below.

© DORNA WSBK ORGANIZATION Srl 2017



Portimao 4.592 m

4 / 4

Portuguese Round, 15-16-17 September 2017 World Superbike - Chronological Analysis Race 2

Start at 15:00'48.410

2	32.995	30.298	21.656	19.365	1'44.314	290,3	15:04'21.075
3	33.136	30.498	21.605	19.578	1'44.817	288,8	15:06'05.892

17/09/2017

P = Pits In/Out - C = Lap-Time Cancelled

These data/results cannot be reproduced, stored and/or transmitted in whole or in part by any manner of electronic, mechanical, photocopying, recording, broadcasting or otherwise now known or herein after developed without the previous express consent by the copyright owner, except for reproduction in daily press and regular printed publications on sale to the public within 60 days of the event related to those data/results and always provided that copyright symbol appears together as follows below.

© DORNA WSBK ORGANIZATION Srl 2017

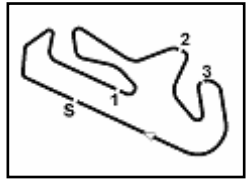
FKR PERUGIA TIMING



Official Tyre Supplier



Official Timekeeper



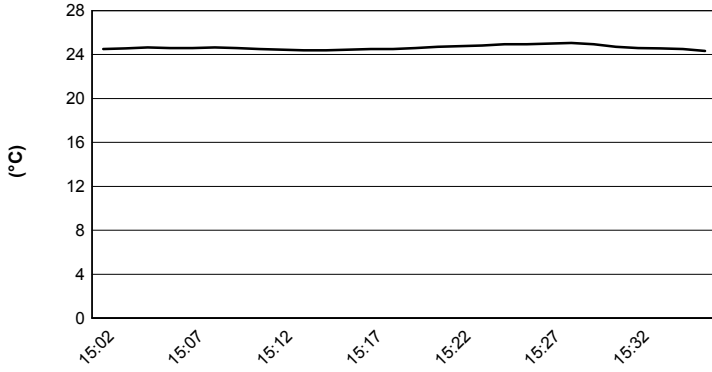
Portimao 4.592 m

Portuguese Round, 15-16-17 September 2017

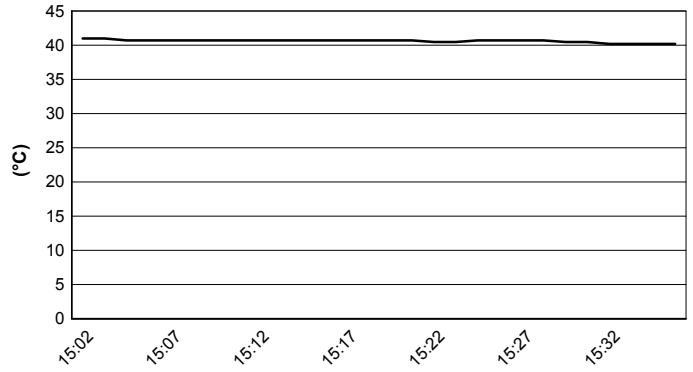
World Superbike - Weather Report Race 2

Session started 15:01 - Session ended 15:37

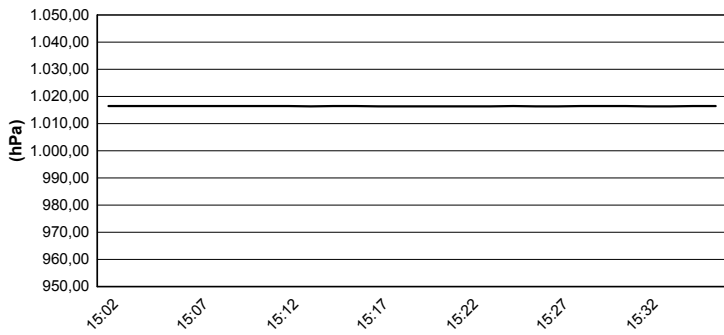
Air Temperature



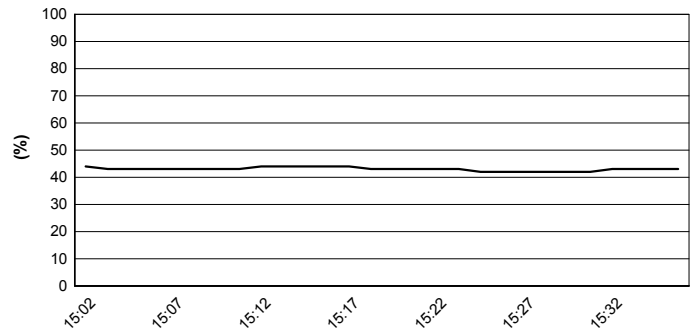
Track Temperature



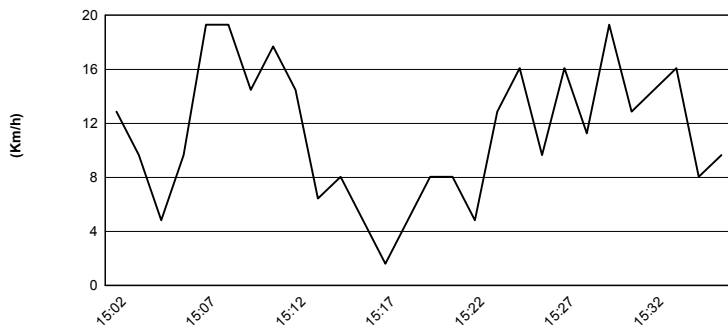
Air Pressure



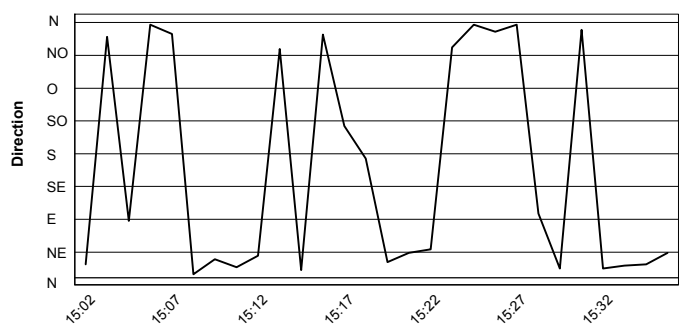
Humidity



Wind Speed



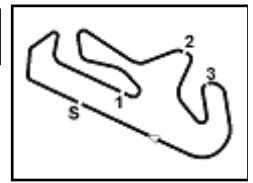
Wind Direction



17/09/2017

These data/results cannot be reproduced, stored and/or transmitted in whole or in part by any manner of electronic, mechanical, photocopying, recording, broadcasting or otherwise now known or herein after developed without the previous express consent by the copyright owner, except for reproduction in daily press and regular printed publications on sale to the public within 60 days of the event related to those data/results and always provided that copyright symbol appears together as follows below.

© DORNA WSBK ORGANIZATION Srl 2017



Portuguese Round, 15-16-17 September 2017 World Superbike - Championship Standings

Portimao 4.592 m

1 / 2

Points	Points From First	Points From Previous	February 26 PHILLIP ISLAND		March 12 BURIRAM		April 2 ARAGÓN		April 30 ASSEN		May 14 IMOLA		May 28 DONINGTON PARK		June 18 MISANO		July 9 LAGUNA SECA		August 20 LAUSITZRING		September 17 PORTIMÃO		October 1 MAGNY COURS		October 22 JEREZ		November 4 LOSAIL			
			1	2	1	2	1	2	1	2	1	2	1	2	1	2	1	2	1	2	1	2	1	2	1	2	1	2	1	2
1 REA Jonathan (GBR)	431		25	25	25	25	25	20	25	20	20	0	25	16	20	20	25	20	20	25	25	25	25							
			1	1	1	1	1	1	1	1	1	1	1	1	1	1	1	1	1	1	1	1	1							
2 SYKES Tom (GBR)	311 120		16	10	16	20	16	13	20	20	13	16	25	20	25	16	16	20	16	13	0	0								
			3	3	3	3	2	3	2	2	2	3	2	2	2	2	2	2	2	2	2	2	2							
3 DAVIES Chaz (GBR)	296 135 15		20	20	20	10	0	25	0	16	25	25	8	16	0	0	25	16	25	25	20	0								
			2	2	2	2	3	2	4	3	3	2	3	3	3	3	3	3	3	3	3	3	3							
4 MELANDRI Marco (ITA)	250 181 46		0	16	13	16	20	16	16	0	16	11	13	0	1	25	13	13	13	16	16	16								
			7	5	5	4	4	3	4	4	4	4	4	4	5	4	4	4	4	4	4	4	4							
5 LOWES Alex (GBR)	169 262 81		13	13	10	13	13	3	0	11	8	10	16	11	20	0	0	7	10	11	0	0								
			4	3	4	4	5	5	5	5	5	5	5	5	4	5	5	5	5	5	5	5	5							
6 VAN DER MARK Michael (NED)	166 265 3		7	9	11	0	11	11	0	13	9	7	11	13	0	13	8	6	1	5	11	20								
			9	7	6	8	7	6	7	6	6	7	7	6	7	6	6	7	7	7	7	6	7							
7 FORÉS Xavi (ESP)	156 275 10		10	11	5	8	0	10	13	3	11	13	6	9	11	0	11	11	8	6	7	3								
			8	5	8	6	8	8	6	7	6	6	6	7	6	7	7	6	6	6	6	7	6							
8 CAMIER Leon (GBR)	133 298 23		11	8	8	0	5	6	6	10	10	0	10	10	5	0	10	0	11	10	13	0								
			5	6	6	8	9	9	9	9	8	9	8	8	8	8	8	8	8	8	8	8	8							
9 TORRES Jordi (ESP)	130 301 3		9	0	9	11	10	9	0	9	0	8	7	0	13	0	9	0	7	8	10	11								
			7	10	9	7	6	7	8	8	9	8	9	9	9	9	9	9	9	9	9	9	9							
10 LAVERTY Eugene (IRL)	117 314 13		8	6	0	1	8	7	8	8	0	9	3	0	10	11	0	10	6	0	9	13								
			8	9	10	11	11	10	10	10	10	10	10	10	10	10	10	10	10	10	10	10	10							
11 SAVADORI Lorenzo (ITA)	99 332 18		0	7	3	0	0	0	11	0	4	3	4	0	7	10	6	8	9	9	8	10								
			11	12	15	17	18	15	15	15	15	15	15	15	15	14	14	14	12	11	11	11								
12 MERCADO Leandro (ARG)	84 347 15		0	0	0	0	9	8	7	4	0	6	9	0	0	7	7	9	5	4	0	9								
							18	15	14	14	14	14	12	13	13	13	13	12	13	13	13	12								
13 RAMOS Román (ESP)	84 347 0		3	2	1	7	0	5	9	5	7	5	5	8	8	0	4	4	2	2	6	1								
			13	15	17	13	14	14	13	13	12	11	11	11	11	11	11	11	11	12	12	12	12							
14 BRADL Stefan (GER)	67 364 17		1	1	6	0	7	4	10	6	6	2	0	5	0	6	5	5	0	3	0	0								
			15	18	15	17	13	12	11	12	11	12	12	12	12	12	12	13	14	14	14	14	14							
15 KRUMMENACHER Randy (SUI)	50 381 17		6	0	4	0	2	2	5	2	3	1	2	0	9	8	0	2	4	0	0	0								
			10	14	12	15	16	16	16	15	16	16	16	16	16	15	15	15	15	15	15	15								
16 HAYDEN Nicky (USA)	40 391 10		5	0	7	9	6	0	2	7	0	4	0	0	0	0	0	0	0	0	0	0								
			11	15	11	10	10	11	11	11	13	13	14	14	14	16	16	16	16	16	16	16	16							
17 DE ROSA Raffaele (ITA)	36 395 4		0	0	0	0	0	0	3	0	2	0	1	6	6	9	3	0	0	1	5	0								
									22	22	19	19	20	20	20	17	17	18	18	18	17	17								
18 DE ANGELIS Alex (RSM)	32 399 4		2	5	0	5	1	0	4	1	5	0	0	0	4	0	2	3	0	0	0	0								
			14	11	16	14	14	17	18	18	17	17	17	17	17	17	18	17	17	17	18	18								
19 REITERBERGER Markus (GER)	29 402 3		4	3	2	6	4	0	0	0	0	0	0	0	0	0	0	0	3	7	0	0								
			12	11	14	11	12	12	16	17	18	18	19	19	19	20	20	20	20	19	19	19	19							
20 BADOVINI Ayrton (ITA)	25 406 4		0	0	0	2	0	0	1	0	1	0	0	2	3	5	0	0	0	0	4	7								
					21	23	23	22	22	20	20	21	23	21	21	21	21	21	21	21	21	20	20							
21 HASLAM Leon (GBR)	20 411 5		0	0	0	0	0	0	0	0	0	0	20	0	0	0	0	0	0	0	0	0								
													18	18	18	19	19	19	20	20	20	21								
22 JEZEK Ondrej (CZE)	17 414 3		0	0	0	3	0	0	0	0	0	0	0	3	2	4	0	0	0	0	0	5								
					20	21	22	22	22	24	24	25	23	22	22	22	22	22	22	22	22	22	22							
23 RUSSO Riccardo (ITA)	12 419 5		0	0	0	4	0	0	0	0	0	0	0	4	0	0	0	0	0	0	2	2								
					18	19	19	19	19	19	20	20	21	21	22	23	23	23	23	23	23	23	23							
24 WEST Anthony (AUS)	11 420 1		0	0	0	0	0	0	0	0	0	0	0	0	0	0	0	0	0	0	3	8								
																					27	24								

17/09/2017

First Line: Championship Standings - Second Line: Ranking Progression

These data/results cannot be reproduced, stored and/or transmitted in whole or in part by any manner of electronic, mechanical, photocopying, recording, broadcasting or otherwise now known or herein after developed without the previous express consent by the copyright owner, except for reproduction in daily press and regular printed publications on sale to the public within 60 days of the event related to those data/results and always provided that copyright symbol appears together as follows below.

© DORNA WSBK ORGANIZATION Srl 2017

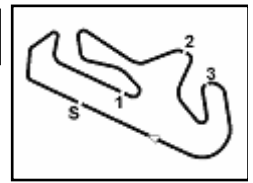
FICR PERUGIA TIMING



Official Tyre Supplier



Official Timekeeper



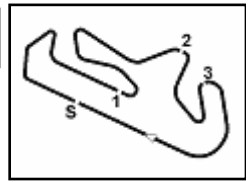
Portimao 4.592 m

Portuguese Round, 15-16-17 September 2017
World Superbike - Championship Standings

	Points	Points From First	Points From Previous	February 26 PHILLIP ISLAND	March 12 BURIRAM	April 2 ARAGÓN	April 30 ASSEN	May 14 IMOLA	May 28 DONINGTON PARK	June 18 MISANO	July 9 LAGUNA SECA	August 20 LAUSITZRING	September 17 PORTIMÃO	October 1 MAGNY COURS	October 22 JEREZ	November 4 LOSAIL		
25 DIXON Jake (GBR)	7	424	4	0 0	0 0	0 0	0 0	0 0	0 7 22	0 0 24 24	0 0 24 24	0 0 24 24	0 0 24 25					
26 TAKAHASHI Takumi (JPN)	7	424	0	0 0	0 0	0 0	0 0	0 0	0 0	0 0	0 0	0 0	1 6 29 25					
27 ANDREOZZI Alessandro (ITA)	4	427	3	0 0	0 0	0 0	0 0	0 0	0 0	0 0	0 0	0 0	0 4 27					
28 BROOKES Joshua (AUS)	4	427	0	0 4 17	0 0 18 18	0 0 19 19	0 0 19 19	0 0 20 20	0 0 21 25	0 0 25 25	0 0 25 25	0 0 25 25	0 0 25 27					
29 SIMON Julian (ESP)	4	427	0	0 0	0 0	3 1 21 19	0 0 19 19	0 0 20 20	0 0 21 25	0 0 25 25	0 0 25 25	0 0 25 25	0 0 25 27					
30 GAGNE Jake (USA)	2	429	2	0 0	0 0	0 0	0 0	0 0	0 0	0 0	1 1 27 27	0 0 27 27	0 0 28 30					

17/09/2017 First Line: Championship Standings - Second Line: Ranking Progression
 These data/results cannot be reproduced, stored and/or transmitted in whole or in part by any manner of electronic, mechanical, photocopying, recording, broadcasting or otherwise now known or herein after developed without the previous express consent by the copyright owner, except for reproduction in daily press and regular printed publications on sale to the public within 60 days of the event related to those data/results and always provided that copyright symbol appears together as follows below.
 © DORNA WSBK ORGANIZATION Srl 2017





Portimao 4.592 m

Portuguese Round, 15-16-17 September 2017 World Superbike - Manufacturers Standings

Points	Points From First	Points From Previous	February 26 PHILLIP ISLAND		March 12 BURIRAM		April 2 ARAGÓN		April 30 ASSEN		May 14 IMOLA		May 28 DONINGTON PARK		June 18 MISANO		July 9 LAGUNA SECA		August 20 LAUSITZRING		September 17 PORTIMÃO		October 1 MAGNY COURS		October 22 JEREZ		November 4 LOSAIL			
			1	2	1	2	1	2	1	2	1	2	1	2	1	2	1	2	1	2	1	2	1	2	1	2	1	2	1	2
1	KAWASAKI	465	25	25	25	25	25	20	25	25	20	20	25	25	25	20	20	25	25	20	20	25	25							
			1	1	1	1	1	1	1	1	1	1	1	1	1	1	1	1	1	1	1	1	1							
2	DUCATI	395	70	20	20	20	16	20	25	16	16	25	25	13	16	11	25	25	16	25	25	20	16							
				2	2	2	2	2	2	2	2	2	2	2	2	2	2	2	2	2	2	2	2							
3	YAMAHA	235	230	13	13	11	13	13	11	13	9	10	16	13	20	13	8	7	10	11	11	20								
				3	3	3	3	3	3	3	3	3	3	3	3	3	3	3	3	3	3	3	3							
4	APRILIA	155	310	8	7	3	1	9	8	11	8	4	9	9	11	10	11	7	10	9	9	9	13							
				6	5	6	7	7	6	5	5	6	5	5	6	5	6	5	5	4	4	4	4							
5	BMW	153	312	9	3	9	11	10	9	3	9	2	8	7	6	13	9	9	7	8	10	11								
				5	6	5	4	4	4	4	4	4	4	4	4	4	4	4	4	5	4	5								
6	MV AGUSTA	133	332	11	8	8		5	6	6	10	10	10	10	5	10	11	10	13											
				4	4	4	5	5	5	6	6	5	6	5	6	6	6	6	6	6	6	6								
7	HONDA	91	374	5	1	7	9	7	4	10	7	6	4	7	5	6	5	5	3	1	6									
				7	7	7	6	6	7	7	7	7	7	7	7	7	7	7	7	7	7	7								

17/09/2017

First Line: Championship Standings - Second Line: Ranking Progression

These data/results cannot be reproduced, stored and/or transmitted in whole or in part by any manner of electronic, mechanical, photocopying, recording, broadcasting or otherwise now known or herein after developed without the previous express consent by the copyright owner, except for reproduction in daily press and regular printed publications on sale to the public within 60 days of the event related to those data/results and always provided that copyright symbol appears together as follows below.

© DORNA WSBK ORGANIZATION Srl 2017

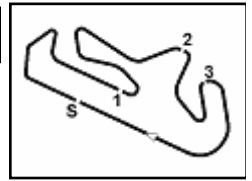
FIAT PERUGIA TIMING



Official Tyre Supplier



Official Timekeeper



Portimao 4.592 m

Portuguese Round, 15-16-17 September 2017
World Superbike - Pirelli Best Lap Award

Points	Points From First	Points From Previous	February 26	March 12	April 2	April 30	May 14	May 28	June 18	July 9	August 20	September 17	October 1	October 22	November 4				
			PHILLIP ISLAND	BURIRAM	ARAGÓN	ASSEN	IMOLA	DONINGTON PARK	MISANO	LAGUNA SECA	LAUSITZRING	PORTIMÃO	MAGNY COURS	JEREZ	LOSAIL				
Fastest Laps																			
1 REA Jonathan (GBR)	11		1	1	1	1 1		1		1 1		1 1							
2 DAVIES Chaz (GBR)	4 7				1		1 1					1							
3 SYKES Tom (GBR)	2 9 2							1			1								
4 MELANDRI Marco (ITA)	2 9 0		1	1															
5 VAN DER MARK Michael (NED)	1 10 1								1										

17/09/2017

These data/results cannot be reproduced, stored and/or transmitted in whole or in part by any manner of electronic, mechanical, photocopying, recording, broadcasting or otherwise now known or herein after developed without the previous express consent by the copyright owner, except for reproduction in daily press and regular printed publications on sale to the public within 60 days of the event related to those data/results and always provided that copyright symbol appears together as follows below.

© DORNA WSBK ORGANIZATION Srl 2017

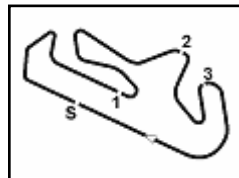
PIRELLI PERUGIA TIMING



Official Tyre Supplier



Official Timekeeper



Portimao 4.592 m

Portuguese Round, 15-16-17 September 2017

World Superbike - Rider's Performance

Rider	Points	Points From First	Points From Previous	February 26	March 12	April 2	April 30	May 14	May 28	June 18	July 9	August 20	September 17	October 1	October 22	November 4		
				PHILLIP ISLAND	BURIRAM	ARAGÓN	ASSEN	IMOLA	DONINGTON PARK	MISANO	LAGUNA SECA	LAUSITZRING	PORTIMÃO	MAGNY COURS	JEREZ	LOSAIL	G 1 2	G 1 2
1 REA	431			1 1 1	1 1 1	2 1 2	1 1 1	3 2 2	2 Rt 1	2 3 2	2 2 1	2 2 2	1 1 1					
2 SYKES	311	120		2 3 6	2 3 2	3 3 4	2 2 2	2 4 3	1 1 2	1 1 3	1 3 2	1 3 4	12					
3 DAVIES	296	135	15	4 2 2	5 2 6	1 Rt 1	3 Rt 3	1 1 1	3 8 3	4 Rt	3 1 3	6 1 1	9 2 Rt					
4 MELANDRI	250	181	46	3 Rt 3	3 4 3	4 2 3	5 3 Rt	5 3 5	5 4 Rt	3 15 1	4 4 4	4 4 3	5 3 3					
5 LOWES	169	262	81	5 4 4	4 6 4	12 4 13	12 Rt 5	11 8 6	4 3 5	7 2 Rt	8 Rt 9	7 6 5	4 18 Rt					
6 VAN DER MARK	166	265	3	10 9 7	6 5 Rt	7 5 5	8 Rt 4	9 7 9	11 5 4	5 Rt 4	13 8 10	11 15 11	7 5 2					
7 FORÉS	156	275	10	8 6 5	8 11 8	5 Rt 6	7 4 13	7 5 4	7 10 7	8 5 Rt	7 5 5	12 8 10	10 9 13					
8 CAMIER	133	298	23	9 5 8	11 8 Rt	15 11 10	11 10 6	4 6 Rt	10 6 6	6 11 Rt	9 6 Rt	9 5 6	11 4 Rt					
9 TORRES	130	301	3	7 7 Rt	10 7 5	6 6 7	9 Rt 7	21 Ns 8	13 9 Rt	9 4 Rt	11 7 Rt	5 9 8	6 6 5					
10 LAVERTY	117	314	13	13 8 10	7 Rt 15	9 8 9	6 8 8	6 Rt 7	6 13 Rt	10 6 5	5 Rt 6	8 10 Rt	2 7 4					
11 SAVADORI	99	332	18	6 Rt 9	9 13		4 5 Rt	10 12 13	12 12 Rt	13 9 6	10 10 8	3 7 7	3 8 6					
12 MERCADO	84	347	15			8 7 8	17 9 12	8 Rt 10	9 7 Rt	14 Rt 9	6 9 7	14 11 12	13 Rt 7					
13 RAMOS	84	347	0	17 13 14	19 15 9	14 Rt 11	15 7 11	14 9 11	19 11 8	12 8 Rt	15 12 12	20 14 14	15 10 15					
14 BRADL	67	364	17	15 15 15	16 10 Rt	11 9 12	16 6 10	12 10 14	17 Rt 11	18 Nc 10	17 11 11	15 13	8 Rt					
15 KRUMMENACHER	50	381	17	14 10 16	13 12 Rt	16 14 14	13 11 14	15 13 15	14 14 Rt	11 7 8	16 17 14	19 12 Rt						
16 HAYDEN	40	391	10	11 11 Rt	14 9 7	10 10 Rt	10 14 9	13 Rt 12										
17 DE ROSA	36	395	4				18 13 17	16 14 16	18 15 10	15 10 7	14 13 Rt	13 Rt 15	14 11 Rt					
18 DE ANGELIS	32	399	4	20 14 11	15 16 11	18 15 Rt	14 12 15	18 11 Rt	15 17 Rt	17 12 Rt	12 14 13							
19 REITERBERGER	29	402	3	12 12 13	12 14 10	13 12 16						10 13 9						
20 BADOVINI	25	406	4	21 17 Rt	20 Rt 14	21 Rt 17	21 15 16	17 15 Rt	22 16 14	20 13 11	20 16 Rt	16 16 18	18 12 9					
21 HASLAM	20	411	5						8 2 Rt									
22 JEZEK	17	414	3	19 18 17	18 18 13	20	20 16 18	20 16 17	21 18 13	21 14 12	21 19 17	18 Rt 16	21 16 11					
23 RUSSO	12	419	5	18 16 Rt	17 17 12	19 16 Rt	19 Rt Rt	19 Rt Rt	20 Rt 12	16 Rt		22 Rt Rt	16 14 14					
24 WEST	11	420	1										17 13 8					
25 DIXON	7	424	4						16 Rt 9									
26 TAKAHASHI	7	424	0										20 15 10					
27 BROOKES	4	427	3	16 Rt 12														
28 ANDREOZZI	4	427	0										19 17 12					
29 SIMON	4	427	0			17 13 15												
30 GAGNE	2	429	2								18 15 15							

G = Grid - 1 = Race 1 - 2 = Race 2

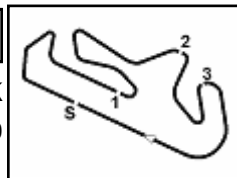
Ns = Did Not Start - Rt = Retired - Ex = Excluded

17/09/2017

These data/results cannot be reproduced, stored and/or transmitted in whole or in part by any manner of electronic, mechanical, photocopying, recording, broadcasting or otherwise now known or herein after developed without the previous express consent by the copyright owner, except for reproduction in daily press and regular printed publications on sale to the public within 60 days of the event related to those data/results and always provided that copyright symbol appears together as follows below.

© DORNA WSBK ORGANIZATION Srl 2017





Portuguese Round, 15-16-17 September 2017

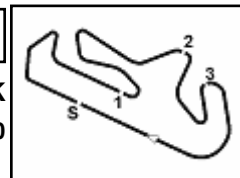
World Superbike - Best Laps & Speeds

No.	Rider		Best Lap		FP1		FP2		FP3		SP1		SP2		RC1		W1A		RC2	
	Nat	Bike	laps	speed	laps	speed	laps	speed	laps	speed	laps	speed	laps	speed	laps	speed	laps	speed	laps	speed
1	1	J. REA	108	308,5	18	303,3	25	301,6	12	305,0			5	305,0	20	302,5	8	308,5	20	300,8
		GBR Kawasaki ZX-10RR																		
2	50	E. LAVERTY	99	306,8	16	296,7	20	300,0	10	304,2			5	304,2	20	301,6	8	306,8	20	299,1
		IRL Aprilia RSV4 RF																		
3	32	L. SAVADORI	103	308,5	18	298,3	20	295,0	12	300,0			5	305,0	20	298,3	8	308,5	20	298,3
		ITA Aprilia RSV4 RF																		
4	7	C. DAVIES	100	305,9	20	303,3	18	302,5	11	305,9			6	305,9	20	305,0	8	305,0	17	304,2
		GBR Ducati Panigale R																		
5	22	A. LOWES	96	306,8	20	298,3	22	296,7	14	299,1			6	300,8	19	295,8	8	306,8	7	293,4
		GBR Yamaha YZF R1																		
6	33	M. MELANDRI	89	309,4	2	282,7	22	304,2	11	302,5			6	305,0	20	300,8	8	309,4	20	302,5
		ITA Ducati Panigale R																		
7	81	J. TORRES	123	306,8	20	295,8	28	295,8	14	300,0	7	303,3	6	300,8	20	300,0	8	306,8	20	298,3
		ESP BMW S 1000 RR																		
8	60	M. VAN DER MARK	112	307,6	21	297,5	23	301,6	14	306,8			6	303,3	20	303,3	8	307,6	20	301,6
		NED Yamaha YZF R1																		
9	6	S. BRADL	71	304,2	24	297,5	21	298,3	12	304,2			6	301,6	2	300,0	6	300,8		
		GER Honda CBR1000RR																		
10	12	X. FORÉS	102	309,4	21	296,7	9	295,0	12	298,3	6	300,0	6	301,6	20	298,3	8	309,4	20	300,0
		ESP Ducati Panigale R																		
11	2	L. CAMIER	96	303,3	25	295,8	22	295,8	12	295,0					20	302,5	8	303,3	9	296,7
		GBR MV Agusta 1000 F4																		
12	66	T. SYKES	41	298,3	22	298,3	19	295,8												
		GBR Kawasaki ZX-10RR																		
13	36	L. MERCADO	102	302,5	20	296,7	20	298,3	12	302,5	6	300,0			16	295,8	8	301,6	20	295,0
		ARG Aprilia RSV4 RF																		
14	35	R. DE ROSA	81	301,6	18	294,2	19	294,2	11	301,6	6	300,0			20	295,8	4	297,5	3	298,3
		ITA BMW S 1000 RR																		
15	40	R. RAMOS	105	297,5	23	294,2	19	293,4	13	295,8	6	295,0			20	294,2	8	297,5	16	292,6
		ESP Kawasaki ZX-10RR																		
16	84	R. RUSSO	103	297,5	19	288,0	23	288,7	10	286,4	5	291,8			20	297,5	7	284,9	19	291,8
		ITA Kawasaki ZX-10RR																		
17	13	A. WEST	107	300,0	21	290,3	20	290,3	12	300,0	6	291,1			20	289,5	8	299,1	20	290,3
		AUS Kawasaki ZX-10RR																		
18	86	A. BADOVINI	97	299,1	17	291,1	17	290,3	11	296,7	6	299,1			20	290,3	6	292,6	20	287,2
		ITA Kawasaki ZX-10RR																		
19	37	O. JEZEK	100	294,2	18	281,2	18	284,9	11	284,9	6	288,7			20	290,3	7	294,2	20	287,2
		CZE Kawasaki ZX-10RR																		
20	121	A. ANDREOZZI	101	295,8	19	288,0	18	287,2	11	290,3	5	288,7			20	294,2	8	295,8	20	290,3
		ITA Yamaha YZF R1																		

17/09/2017

These data/results cannot be reproduced, stored and/or transmitted in whole or in part by any manner of electronic, mechanical, photocopying, recording, broadcasting or otherwise now known or herein after developed without the previous express consent by the copyright owner, except for reproduction in daily press and regular printed publications on sale to the public within 60 days of the event related to those data/results and always provided that copyright symbol appears together as follows below.

© DORNA WSBK ORGANIZATION Srl 2017



Portimao 4.592 m

Portuguese Round, 15-16-17 September 2017 World Superbike - Best Laps & Speeds

2 / 2

No.	Rider		Best Lap		FP1		FP2		FP3		SP1		SP2		RC1		W1A		RC2	
	Nat	Bike	laps	speed	laps	speed	laps	speed	laps	speed	laps	speed	laps	speed	laps	speed	laps	speed	laps	speed
21	72	T. TAKAHASHI	1'45.290		1'47.305		1'46.007		1'45.775		1'45.290				1'46.012		1'45.519		1'45.745	
	JPN	Honda CBR1000RR	125	305,9	29	294,2	28	296,7	14	300,0	6	301,6			20	298,3	8	305,9	20	297,5

17/09/2017

These data/results cannot be reproduced, stored and/or transmitted in whole or in part by any manner of electronic, mechanical, photocopying, recording, broadcasting or otherwise now known or herein after developed without the previous express consent by the copyright owner, except for reproduction in daily press and regular printed publications on sale to the public within 60 days of the event related to those data/results and always provided that copyright symbol appears together as follows below.

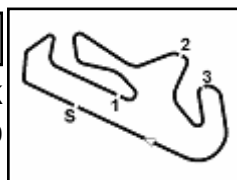
© DORNA WSBK ORGANIZATION Srl 2017

PIRELLI PERUGIA TIMING


Official Tyre Supplier



Official Timekeeper



Portuguese Round, 15-16-17 September 2017

World Superbike - Race Winners

Phillip Island

	2014	2015	2016	2017
01 Phillip Island	R1: Laverty (Irl) Suz R2: Guintoli (Fra) Apr	R1: Rea (Gbr) Kaw R2: Haslam (Gbr) Apr	R1: Rea (Gbr) Kaw R2: Rea (Gbr) Kaw	R1: Rea (Gbr) Kaw R2: Rea (Gbr) Kaw
02 Chang		R1: Rea (Gbr) Kaw R2: Rea (Gbr) Kaw	R1: Rea (Gbr) Kaw R2: Sykes (Gbr) Kaw	R1: Rea (Gbr) Kaw R2: Rea (Gbr) Kaw
03 Motorland Aragon	R1: Sykes (Gbr) Kaw R2: Sykes (Gbr) Kaw	R1: Rea (Gbr) Kaw R2: Davies (Gbr) Duc	R1: Davies (Gbr) Duc R2: Davies (Gbr) Duc	R1: Rea (Gbr) Kaw R2: Davies (Gbr) Duc
04 TT Circuit Assen	R1: Guintoli (Fra) Apr R2: Rea (Gbr) Hon	R1: Rea (Gbr) Kaw R2: Rea (Gbr) Kaw	R1: Rea (Gbr) Kaw R2: Rea (Gbr) Kaw	R1: Rea (Gbr) Kaw R2: Rea (Gbr) Kaw
05 Autodromo Imola	R1: Rea (Gbr) Hon R2: Rea (Gbr) Hon	R1: Rea (Gbr) Kaw R2: Rea (Gbr) Kaw	R1: Davies (Gbr) Duc R2: Davies (Gbr) Duc	R1: Davies (Gbr) Duc R2: Davies (Gbr) Duc
06 Donington Park	R1: Sykes (Gbr) Kaw R2: Sykes (Gbr) Kaw	R1: Sykes (Gbr) Kaw R2: Sykes (Gbr) Kaw	R1: Sykes (Gbr) Kaw R2: Sykes (Gbr) Kaw	R1: Sykes (Gbr) Kaw R2: Rea (Gbr) Kaw
07 Misano World Circuit	R1: Sykes (Gbr) Kaw R2: Sykes (Gbr) Kaw	R1: Sykes (Gbr) Kaw R2: Rea (Gbr) Kaw	R1: Rea (Gbr) Kaw R2: Rea (Gbr) Kaw	R1: Sykes (Gbr) Kaw R2: Melandri (Ita) Duc
08 Laguna Seca	R1: Melandri (Ita) Apr R2: Sykes (Gbr) Kaw	R1: Davies (Gbr) Duc R2: Davies (Gbr) Duc	R1: Rea (Gbr) Kaw R2: Sykes (Gbr) Kaw	R1: Davies (Gbr) Duc R2: Rea (Gbr) Kaw
09 Lausitzring			R1: Davies (Gbr) Duc R2: Rea (Gbr) Kaw	R1: Davies (Gbr) Duc R2: Davies (Gbr) Duc
10 Portimão	R1: Sykes (Gbr) Kaw R2: Rea (Gbr) Hon	R1: Rea (Gbr) Kaw R2: Rea (Gbr) Kaw		R1: Rea (Gbr) Kaw R2: Rea (Gbr) Kaw
11 Magny-Cours	R1: Guintoli (Fra) Apr R2: Melandri (Ita) Apr	R1: Rea (Gbr) Kaw R2: Rea (Gbr) Kaw	R1: Davies (Gbr) Duc R2: Davies (Gbr) Duc	
12 Jerez	R1: Melandri (Ita) Apr R2: Melandri (Ita) Apr	R1: Sykes (Gbr) Kaw R2: Davies (Gbr) Duc	R1: Davies (Gbr) Duc R2: Davies (Gbr) Duc	
13 Losail	R1: Guintoli (Fra) Apr R2: Guintoli (Fra) Apr	R1: Torres (Esp) Apr R2: Haslam (Gbr) Apr	R1: Davies (Gbr) Duc R2: Davies (Gbr) Duc	

2017

ALL TIMES

11 J. Rea
6 C. Davies
2 T. Sykes
1 M. Melandri

59 C. Fogarty
52 T. Bayliss
49 J. Rea
43 N. Haga
33 T. Corser
33 T. Sykes
31 C. Edwards
27 D. Polen
26 C. Davies
24 C. Checa
23 R. Roche
21 M. Biaggi
20 M. Melandri
17 P. Chili
16 G. Falappa

16 N. Hodgson
16 J. Toseland
14 J. Kocinski
14 S. Russell
14 B. Spies
13 A. Slight
13 E. Laverty
11 S. Mertens
11 R. Xaus
11 R. Laconi
10 F. Pirovano
10 C. Vermeulen
9 S. Guintoli
8 F. Merkel
8 A. Gobert

7 B. Bostrom
5 D. Tardozzi
5 L. Haslam
4 R. Phillis
4 Y. Kagayama
4 M. Fabrizio
3 M. Doohan
3 A. Yanagawa
3 M. Tamada
3 L. Lanzi
3 R. Kiyonari
3 C. Crutchlow
2 M. Lucchiarri
2 T. Rymmer
2 D. Chandler

2 P. Goddard
2 M. Lucchinelli
2 M. Dowson
2 K. Magee
2 H. Izutsu
2 S. Byrne
2 M. Neukirchner
2 L. Baz
1 A. Ryo
1 K. Kitagawa
1 Y. Takeda
1 T. Aoki
1 J. Whitham
1 A. Vieira
1 A. Morillas

1 G. Goodfellow
1 P. Picotte
1 T. Kipp
1 A. Meklau
1 J. Reynolds
1 C. Walker
1 N. Hayden
1 A. Pitt
1 G. McCoy
1 F. Nieto
1 A. Barros
1 J. Torres

23/02/2014

These data/results cannot be reproduced, stored and/or transmitted in whole or in part by any manner of electronic, mechanical, photocopying, recording, broadcasting or otherwise now known or herein after developed without the previous express consent by the copyright owner, except for reproduction in daily press and regular printed publications on sale to the public within 60 days of the event related to those data/results and always provided that copyright symbol appears together as follows below.

© DORNA WSBK ORGANIZATION Srl 2017

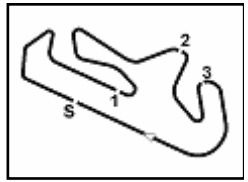
FKR PERUGIA TIMING



Official Tyre Supplier



Official Timekeeper



Portimao 4.592 m

Portuguese Round, 15-16-17 September 2017
World Superbike - Team Standings

February 26 PHILLIP ISLAND	March 12 BURIRAM	April 2 ARAGÓN	April 30 ASSEN	May 14 IMOLA	May 28 DONINGTON PARK	June 18 MISANO	July 9 LAGUNA SECA	August 20 LAUSITZRING	September 17 PORTIMÃO	October 1 MAGNY COURS	October 22 JEREZ	November 4 LOSAIL	
--------------------------------------	----------------------------	--------------------------	--------------------------	------------------------	---------------------------------	--------------------------	------------------------------	---------------------------------	---------------------------------	---------------------------------	----------------------------	-----------------------------	--

17/09/2017

These data/results cannot be reproduced, stored and/or transmitted in whole or in part by any manner of electronic, mechanical, photocopying, recording, broadcasting or otherwise now known or herein after developed without the previous express consent by the copyright owner, except for reproduction in daily press and regular printed publications on sale to the public within 60 days of the event related to those data/results and always provided that copyright symbol appears together as follows below.

© DORNA WSBK ORGANIZATION Srl 2017

FIGR PERUGIA TIMING



Official Tyre Supplier



Official Timekeeper