

Portimao 4.592 m

Portuguese Round, 15-16-17 September 2017 World Superbike - Free Practices Combined Results

No.	Rider	Nat	Team	Bike	FP1	FP2	Time	Gap	Rel.	Avg	Laps
1	1 J. REA	GBR	Kawasaki Racing Team	Kawasaki ZX-10RR	1'43.170	1'42.621	1'42.621			161,090	43
2	33 M. MELANDRI	ITA	Aruba.it Racing - Ducati	Ducati Panigale R	1'47.019	1'43.207	1'43.207	0.586	0.586	160,175	24
3	7 C. DAVIES	GBR	Aruba.it Racing - Ducati	Ducati Panigale R	1'43.750	1'43.310	1'43.310	0.689	0.103	160,015	38
4	2 L. CAMIER	GBR	MV Agusta Reparto Corse	MV Agusta 1000 F4	1'43.729	1'43.415	1'43.415	0.794	0.105	159,853	47
5	66 T. SYKES	GBR	Kawasaki Racing Team	Kawasaki ZX-10RR	1'43.516	1'43.628	1'43.516	0.895	0.101	159,697	41
6	50 E. LAVERTY	IRL	Milwaukee Aprilia	Aprilia RSV4 RF	1'44.286	1'43.522	1'43.522	0.901	0.006	159,688	36
7	22 A. LOWES	GBR	Pata Yamaha Official WorldSBK Team	Yamaha YZF R1	1'43.995	1'43.677	1'43.677	1.056	0.155	159,449	42
8	32 L. SAVADORI	ITA	Milwaukee Aprilia	Aprilia RSV4 RF	1'44.910	1'43.767	1'43.767	1.146	0.090	159,311	38
9	60 M. VAN DER MARK	NED	Pata Yamaha Official WorldSBK Team	Yamaha YZF R1	1'44.552	1'43.854	1'43.854	1.233	0.087	159,177	44
10	6 S. BRADL	GER	Red Bull Honda World Superbike Team	Honda CBR1000RR	1'44.834	1'43.957	1'43.957	1.336	0.103	159,020	45
11	81 J. TORRES	ESP	Althea BMW Racing Team	BMW S 1000 RR	1'45.140	1'44.170	1'44.170	1.549	0.213	158,694	48
12	35 R. DE ROSA	ITA	Althea BMW Racing Team	BMW S 1000 RR	1'45.570	1'44.462	1'44.462	1.841	0.292	158,251	37
13	36 L. MERCADO	ARG	IODARacing	Aprilia RSV4 RF	1'45.211	1'44.592	1'44.592	1.971	0.130	158,054	40
14	12 X. FORÉS	ESP	BARNI Racing Team	Ducati Panigale R	1'44.608	1'45.111	1'44.608	1.987	0.016	158,030	30
15	84 R. RUSSO	ITA	Pedercini Racing SC-Project	Kawasaki ZX-10RR	1'45.669	1'44.632	1'44.632	2.011	0.024	157,994	42
16	40 R. RAMOS	ESP	Team Kawasaki Go Eleven	Kawasaki ZX-10RR	1'45.361	1'45.284	1'45.284	2.663	0.652	157,015	42
17	86 A. BADOVINI	ITA	Grillini Racing Team	Kawasaki ZX-10RR	1'45.518	1'45.775	1'45.518	2.897	0.234	156,667	34
18	72 T. TAKAHASHI	JPN	Red Bull Honda World Superbike Team	Honda CBR1000RR	1'47.305	1'46.007	1'46.007	3.386	0.489	155,944	57
19	13 A. WEST	AUS	Kawasaki Puccetti Racing	Kawasaki ZX-10RR	1'46.915	1'46.172	1'46.172	3.551	0.165	155,702	41
20	37 O. JEZEK	CZE	Grillini Racing Team	Kawasaki ZX-10RR	1'46.484	1'46.358	1'46.358	3.737	0.186	155,430	36
21	121 A. ANDREOZZI	ITA	Guandalini Racing	Yamaha YZF R1	1'47.137	1'46.399	1'46.399	3.778	0.041	155,370	37

15/09/2017

These data/results cannot be reproduced, stored and/or transmitted in whole or in part by any manner of electronic, mechanical, photocopying, recording, broadcasting or otherwise now known or herein after developed without the previous express consent by the copyright owner, except for reproduction in daily press and regular printed publications on sale to the public within 60 days of the event related to those data/results and always provided that copyright symbol appears together as follows below.

© DORNA WSBK ORGANIZATION Srl 2017

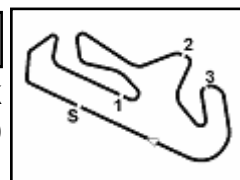
FICR PERUGIA TIMING



Official Tyre Supplier



Official Timekeeper



Portimao 4.592 m

1 / 2

Portuguese Round, 15-16-17 September 2017

World Superbike - Results Free Practice 2nd Session

No.	Rider	Nat	Team	Bike	Time	Gap	Rel.	Laps	Speed	
									Avg	Max
1	1 J. REA	GBR	Kawasaki Racing Team	Kawasaki ZX-10RR	1'42.621			25	161,090	301,7
2	33 M. MELANDRI	ITA	Aruba.it Racing - Ducati	Ducati Panigale R	1'43.207	0.586	0.586	22	160,175	304,2
3	7 C. DAVIES	GBR	Aruba.it Racing - Ducati	Ducati Panigale R	1'43.310	0.689	0.103	18	160,015	302,5
4	2 L. CAMIER	GBR	MV Agusta Reparto Corse	MV Agusta 1000 F4	1'43.415	0.794	0.105	22	159,853	295,9
5	50 E. LAVERTY	IRL	Milwaukee Aprilia	Aprilia RSV4 RF	1'43.522	0.901	0.107	20	159,688	300,0
6	66 T. SYKES	GBR	Kawasaki Racing Team	Kawasaki ZX-10RR	1'43.628	1.007	0.106	19	159,524	295,9
7	22 A. LOWES	GBR	Pata Yamaha Official WorldSBK Team	Yamaha YZF R1	1'43.677	1.056	0.049	22	159,449	296,7
8	32 L. SAVADORI	ITA	Milwaukee Aprilia	Aprilia RSV4 RF	1'43.767	1.146	0.090	20	159,311	295,1
9	60 M. VAN DER MARK	NED	Pata Yamaha Official WorldSBK Team	Yamaha YZF R1	1'43.854	1.233	0.087	23	159,177	301,7
10	6 S. BRADL	GER	Red Bull Honda World Superbike Team	Honda CBR1000RR	1'43.957	1.336	0.103	21	159,020	298,3
11	81 J. TORRES	ESP	Althea BMW Racing Team	BMW S 1000 RR	1'44.170	1.549	0.213	28	158,694	295,9
12	35 R. DE ROSA	ITA	Althea BMW Racing Team	BMW S 1000 RR	1'44.462	1.841	0.292	19	158,251	294,3
13	36 L. MERCADO	ARG	IODARacing	Aprilia RSV4 RF	1'44.592	1.971	0.130	20	158,054	298,3
14	84 R. RUSSO	ITA	Pedercini Racing SC-Project	Kawasaki ZX-10RR	1'44.632	2.011	0.040	23	157,994	288,8
15	12 X. FORÉS	ESP	BARNI Racing Team	Ducati Panigale R	1'45.111	2.490	0.479	9	157,274	295,1
16	40 R. RAMOS	ESP	Team Kawasaki Go Eleven	Kawasaki ZX-10RR	1'45.284	2.663	0.173	19	157,015	293,5
17	86 A. BADOVINI	ITA	Grillini Racing Team	Kawasaki ZX-10RR	1'45.775	3.154	0.491	17	156,286	290,3
18	72 T. TAKAHASHI	JPN	Red Bull Honda World Superbike Team	Honda CBR1000RR	1'46.007	3.386	0.232	28	155,944	296,7
19	13 A. WEST	AUS	Kawasaki Puccetti Racing	Kawasaki ZX-10RR	1'46.172	3.551	0.165	20	155,702	290,3
20	37 O. JEZEK	CZE	Grillini Racing Team	Kawasaki ZX-10RR	1'46.358	3.737	0.186	18	155,430	285,0
21	121 A. ANDREOZZI	ITA	Guandalini Racing	Yamaha YZF R1	1'46.399	3.778	0.041	18	155,370	287,2

Qualifying Lap Time (107% of 1'42.621): 1'49.805

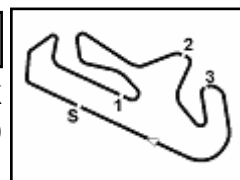
AIR	Humidity:	47%	Temp:	22°C
TRACK	Condition:	Dry	Temp:	38°C

Records	Pole (SP2)	2013 T.Sykes	1'41.360	163,090	Km/h
	Race (RC2)	2013 T.Sykes	1'42.475	161,320	Km/h
	Circuit (SP2)	2013 T.Sykes	1'41.360	163,090	Km/h

15/09/2017 Start End The results are provisional until the end of the time limit for protests and appeals
14.50 15:52 and the completion of the technical checks.

These data/results cannot be reproduced, stored and/or transmitted in whole or in part by any manner of electronic, mechanical, photocopying, recording, broadcasting or otherwise now known or herein after developed without the previous express consent by the copyright owner, except for reproduction in daily press and regular printed publications on sale to the public within 60 days of the event related to those data/results and always provided that copyright symbol appears together as follows below.

© DORNA WSBK ORGANIZATION Srl 2017



Portuguese Round, 15-16-17 September 2017

World Superbike - Results Free Practice 2nd Session

Session Highlights

Local Time	No. Rider	Description
14.50.00		Start
14.50.27		WorldSBK Pit Intervention Time: 59secs
15.28.00		WorldSSP FP2 Pit Lane Will Open at 16:00
15.52.15		End Of Session

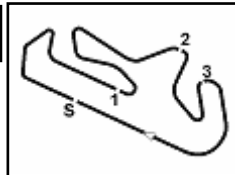
Fastest Laps Sequence

No.	Rider	Nat	Team	Bike	Local Time	Time	Gap	Avg
1	J. REA	GBR	Kawasaki Racing Team	Kawasaki ZX-10RR	14:53'29.597	1'43.516		159,697
1	J. REA	GBR	Kawasaki Racing Team	Kawasaki ZX-10RR	15:21'47.380	1'43.477	-0.039	159,757
1	J. REA	GBR	Kawasaki Racing Team	Kawasaki ZX-10RR	15:26'58.106	1'43.425	-0.052	159,838
1	J. REA	GBR	Kawasaki Racing Team	Kawasaki ZX-10RR	15:37'19.186	1'43.344	-0.081	159,963
33	M. MELANDRI	ITA	Aruba.it Racing - Ducati	Ducati Panigale R	15:43'01.631	1'43.207	-0.137	160,175
1	J. REA	GBR	Kawasaki Racing Team	Kawasaki ZX-10RR	15:48'59.994	1'42.754	-0.453	160,881
1	J. REA	GBR	Kawasaki Racing Team	Kawasaki ZX-10RR	15:50'42.615	1'42.621	-0.133	161,090

15/09/2017 Start End The results are provisional until the end of the time limit for protests and appeals
14.50 15:52 and the completion of the technical checks.

These data/results cannot be reproduced, stored and/or transmitted in whole or in part by any manner of electronic, mechanical, photocopying, recording, broadcasting or otherwise now known or herein after developed without the previous express consent by the copyright owner, except for reproduction in daily press and regular printed publications on sale to the public within 60 days of the event related to those data/results and always provided that copyright symbol appears together as follows below.

© DORNA WSBK ORGANIZATION Srl 2017



Portuguese Round, 15-16-17 September 2017

World Superbike - Best Sector & Speed Free Practice 2nd Session

BEST LAP			
1	1 J. REA	Kawasaki ZX-10RR	1'42.621
2	33 M. MELANDRI	Ducati Panigale R	1'43.207
3	7 C. DAVIES	Ducati Panigale R	1'43.310
4	2 L. CAMIER	MV Agusta 1000 F4	1'43.415
5	50 E. LAVERTY	Aorilia RSV4 RF	1'43.522
6	66 T. SYKES	Kawasaki ZX-10RR	1'43.628
7	22 A. LOWES	Yamaha YZF R1	1'43.677
8	32 L. SAVADORI	Aorilia RSV4 RF	1'43.767
9	60 M. VAN DER MARK	Yamaha YZF R1	1'43.854
10	6 S. BRADL	Honda CBR1000RR	1'43.957
11	81 J. TORRES	BMW S 1000 RR	1'44.170
12	35 R. DE ROSA	BMW S 1000 RR	1'44.462
13	36 L. MERCADO	Aorilia RSV4 RF	1'44.592
14	84 R. RUSSO	Kawasaki ZX-10RR	1'44.632
15	12 X. FORÉS	Ducati Panigale R	1'45.111
16	40 R. RAMOS	Kawasaki ZX-10RR	1'45.284
17	86 A. BADOVINI	Kawasaki ZX-10RR	1'45.775
18	72 T. TAKAHASHI	Honda CBR1000RR	1'46.007
19	13 A. WEST	Kawasaki ZX-10RR	1'46.172
20	37 O. JEZEK	Kawasaki ZX-10RR	1'46.358
21	121 A. ANDREOZZI	Yamaha YZF R1	1'46.399

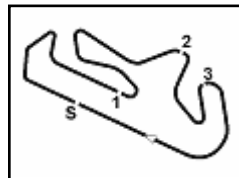
SPEED			
1	33 M. MELANDRI	Ducati Panigale R	304,2
2	7 C. DAVIES	Ducati Panigale R	302,5
3	1 J. REA	Kawasaki ZX-10RR	301,7
4	60 M. VAN DER MARK	Yamaha YZF R1	301,7
5	50 E. LAVERTY	Aprilia RSV4 RF	300,0
6	36 L. MERCADO	Aprilia RSV4 RF	298,3
7	6 S. BRADL	Honda CBR1000RR	298,3
8	22 A. LOWES	Yamaha YZF R1	296,7
9	72 T. TAKAHASHI	Honda CBR1000RR	296,7
10	2 L. CAMIER	MV Agusta 1000 F4	295,9
11	81 J. TORRES	BMW S 1000 RR	295,9
12	66 T. SYKES	Kawasaki ZX-10RR	295,9
13	32 L. SAVADORI	Aprilia RSV4 RF	295,1
14	12 X. FORÉS	Ducati Panigale R	295,1
15	35 R. DE ROSA	BMW S 1000 RR	294,3
16	40 R. RAMOS	Kawasaki ZX-10RR	293,5
17	13 A. WEST	Kawasaki ZX-10RR	290,3
18	86 A. BADOVINI	Kawasaki ZX-10RR	290,3
19	84 R. RUSSO	Kawasaki ZX-10RR	288,8
20	121 A. ANDREOZZI	Yamaha YZF R1	287,2
21	37 O. JEZEK	Kawasaki ZX-10RR	285,0

SEG. 1			SEG. 2			SEG. 3			SEG. 4		
1	7 C. DAVIES	32.221	1	1 J. REA	29.738	1	2 L. CAMIER	21.246	1	1 J. REA	19.167
2	1 J. REA	32.274	2	33 M. MELANDRI	29.780	2	1 J. REA	21.247	2	60 M. VAN DER MARK	19.293
3	33 M. MELANDRI	32.350	3	7 C. DAVIES	29.800	3	33 M. MELANDRI	21.310	3	22 A. LOWES	19.394
4	50 E. LAVERTY	32.382	4	2 L. CAMIER	29.824	4	66 T. SYKES	21.337	4	50 E. LAVERTY	19.406
5	6 S. BRADL	32.521	5	66 T. SYKES	29.854	5	32 L. SAVADORI	21.358	5	2 L. CAMIER	19.450
6	60 M. VAN DER MARK	32.578	6	22 A. LOWES	29.932	6	22 A. LOWES	21.402	6	35 R. DE ROSA	19.453
7	2 L. CAMIER	32.598	7	50 E. LAVERTY	30.019	7	7 C. DAVIES	21.417	7	6 S. BRADL	19.459
8	32 L. SAVADORI	32.692	8	81 J. TORRES	30.089	8	50 E. LAVERTY	21.477	8	33 M. MELANDRI	19.521
9	22 A. LOWES	32.697	9	60 M. VAN DER MARK	30.106	9	81 J. TORRES	21.503	9	66 T. SYKES	19.543
10	66 T. SYKES	32.745	10	32 L. SAVADORI	30.112	10	36 L. MERCADO	21.543	10	7 C. DAVIES	19.555
11	12 X. FORÉS	32.831	11	36 L. MERCADO	30.125	11	6 S. BRADL	21.594	11	86 A. BADOVINI	19.559
12	35 R. DE ROSA	32.876	12	35 R. DE ROSA	30.269	12	12 X. FORÉS	21.621	12	84 R. RUSSO	19.566
13	81 J. TORRES	32.896	13	6 S. BRADL	30.287	13	60 M. VAN DER MARK	21.639	13	36 L. MERCADO	19.572
14	84 R. RUSSO	32.953	14	84 R. RUSSO	30.331	14	84 R. RUSSO	21.677	14	81 J. TORRES	19.589
15	40 R. RAMOS	33.083	15	86 A. BADOVINI	30.501	15	40 R. RAMOS	21.718	15	32 L. SAVADORI	19.605
16	36 L. MERCADO	33.129	16	40 R. RAMOS	30.521	16	35 R. DE ROSA	21.757	16	40 R. RAMOS	19.746
17	86 A. BADOVINI	33.151	17	12 X. FORÉS	30.551	17	86 A. BADOVINI	21.830	17	121 A. ANDREOZZI	19.808
18	72 T. TAKAHASHI	33.243	18	13 A. WEST	30.622	18	72 T. TAKAHASHI	21.835	18	37 O. JEZEK	19.808
19	13 A. WEST	33.501	19	37 O. JEZEK	30.659	19	13 A. WEST	21.904	19	12 X. FORÉS	19.821
20	121 A. ANDREOZZI	33.613	20	121 A. ANDREOZZI	30.719	20	121 A. ANDREOZZI	21.950	20	13 A. WEST	19.829
21	37 O. JEZEK	33.660	21	72 T. TAKAHASHI	30.792	21	37 O. JEZEK	22.028	21	72 T. TAKAHASHI	19.860

15/09/2017

These data/results cannot be reproduced, stored and/or transmitted in whole or in part by any manner of electronic, mechanical, photocopying, recording, broadcasting or otherwise now known or herein after developed without the previous express consent by the copyright owner, except for reproduction in daily press and regular printed publications on sale to the public within 60 days of the event related to those data/results and always provided that copyright symbol appears together as follows below.

© DORNA WSBK ORGANIZATION Srl 2017



Portimao 4.592 m

Portuguese Round, 15-16-17 September 2017

World Superbike - Ideal Times Free Practice 2nd Session

Rider No.	Rider	Nat	Bike	Seg. 1 Diff. 1	Seg. 2 Diff. 2	Seg. 3 Diff. 3	Seg. 4 Diff. 4	Ideal Time		
								Best Lap	Pos.	Diff.
1	1 J. REA	GBR	Kawasaki ZX-10RR	32.274 0.068	29.738	21.247 0.127	19.167	1'42.426 1'42.621	1	0.195
2	33 M. MELANDRI	ITA	Ducati Panigale R	32.350	29.780 0.053	21.310 0.099	19.521 0.094	1'42.961 1'43.207	2	0.246
3	7 C. DAVIES	GBR	Ducati Panigale R	32.221 0.127	29.800 0.168	21.417 0.016	19.555 0.006	1'42.993 1'43.310	3	0.317
4	2 L. CAMIER	GBR	MV Agusta 1000 F4	32.598 0.152	29.824 0.005	21.246	19.450 0.140	1'43.118 1'43.415	4	0.297
5	50 E. LAVERTY	IRL	Aprilia RSV4 RF	32.382 0.096	30.019 0.142	21.477	19.406	1'43.284 1'43.522	5	0.238
6	22 A. LOWES	GBR	Yamaha YZF R1	32.697 0.032	29.932	21.402 0.031	19.394 0.189	1'43.425 1'43.677	7	0.252
7	66 T. SYKES	GBR	Kawasaki ZX-10RR	32.745 0.063	29.854	21.337 0.085	19.543 0.001	1'43.479 1'43.628	6	0.149
8	60 M. VAN DER MARK	NED	Yamaha YZF R1	32.578 0.008	30.106 0.116	21.639 0.042	19.293 0.072	1'43.616 1'43.854	9	0.238
9	32 L. SAVADORI	ITA	Aprilia RSV4 RF	32.692	30.112	21.358	19.605	1'43.767 1'43.767	8	
10	6 S. BRADL	GER	Honda CBR1000RR	32.521	30.287	21.594 0.094	19.459 0.002	1'43.861 1'43.957	10	0.096
11	81 J. TORRES	ESP	BMW S 1000 RR	32.896	30.089 0.019	21.503	19.589 0.074	1'44.077 1'44.170	11	0.093
12	35 R. DE ROSA	ITA	BMW S 1000 RR	32.876 0.013	30.269	21.757	19.453 0.094	1'44.355 1'44.462	12	0.107
13	36 L. MERCADO	ARG	Aprilia RSV4 RF	33.129 0.024	30.125 0.097	21.543	19.572 0.102	1'44.369 1'44.592	13	0.223
14	84 R. RUSSO	ITA	Kawasaki ZX-10RR	32.953 0.036	30.331	21.677	19.566 0.069	1'44.527 1'44.632	14	0.105
15	12 X. FORÉS	ESP	Ducati Panigale R	32.831 0.041	30.551 0.098	21.621 0.099	19.821 0.049	1'44.824 1'45.111	15	0.287
16	86 A. BADOVINI	ITA	Kawasaki ZX-10RR	33.151 0.120	30.501	21.830 0.217	19.559 0.397	1'45.041 1'45.775	17	0.734
17	40 R. RAMOS	ESP	Kawasaki ZX-10RR	33.083 0.132	30.521 0.045	21.718 0.039	19.746	1'45.068 1'45.284	16	0.216
18	72 T. TAKAHASHI	JPN	Honda CBR1000RR	33.243 0.003	30.792 0.069	21.835 0.059	19.860 0.146	1'45.730 1'46.007	18	0.277
19	13 A. WEST	AUS	Kawasaki ZX-10RR	33.501 0.105	30.622	21.904 0.061	19.829 0.150	1'45.856 1'46.172	19	0.316
20	121 A. ANDREOZZI	ITA	Yamaha YZF R1	33.613	30.719 0.144	21.950 0.165	19.808	1'46.090 1'46.399	21	0.309
21	37 O. JEZEK	CZE	Kawasaki ZX-10RR	33.660 0.105	30.659 0.098	22.028	19.808	1'46.155 1'46.358	20	0.203
Overall Ideal Time				32.221	29.738	21.246	19.167	1'42.372		

15/09/2017

These data/results cannot be reproduced, stored and/or transmitted in whole or in part by any manner of electronic, mechanical, photocopying, recording, broadcasting or otherwise now known or herein after developed without the previous express consent by the copyright owner, except for reproduction in daily press and regular printed publications on sale to the public within 60 days of the event related to those data/results and always provided that copyright symbol appears together as follows below.

© DORNA WSBK ORGANIZATION Srl 2017

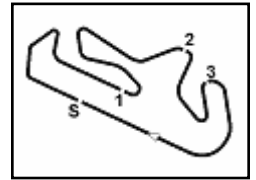
PIRELLI PERUGIA TIMING



Official Tyre Supplier



Official Timekeeper


**Portuguese Round, 15-16-17 September 2017
World Superbike - Chronological Analysis Free Practice 2nd Session**

Portimao 4.592 m

1 / 5

1° J. REA (1'42.621)							
Lap	Seg.1	Seg.2	Seg.3	Seg.4	Lap Time	km/h	Local Time
1		30.497	21.963	19.400			14:51'46.081
2	32.732	29.834	21.499	19.451	1'43.516	297,5	14:53'29.597
3	32.765	29.971	21.729	19.463	1'43.928	299,2	14:55'13.525
4	32.715	30.087	21.579	19.421	1'43.802	298,3	14:56'57.327
5	32.885	30.065	21.479	19.495	1'43.924	298,3	14:58'41.251
6	32.701	30.014	21.533	19.577	1'43.825	298,3	15:00'25.076
7	32.588	30.340	21.690	19.501	1'44.119	300,0	15:02'09.195
8	35.232	31.014	22.584	27.154	1'55.984P	298,3	15:04'05.179
9	1'42.435	34.701	21.799	19.789	1'58.724P		15:20'03.903
10	32.570	29.985	21.507	19.415	1'43.477	298,3	15:21'47.380
11	32.676	30.051	21.434	19.559	1'43.720	298,3	15:23'31.100
12	32.679	29.947	21.404	19.551	1'43.581	298,3	15:25'14.681
13	32.585	29.923	21.499	19.418	1'43.425	300,8	15:26'58.106
14	32.610	29.979	21.510	19.496	1'43.595	300,0	15:28'41.701
15	32.587	29.861	21.507	19.504	1'43.459	301,7	15:30'25.160
16	32.422	30.204	21.539	19.441	1'43.606	300,0	15:32'08.766
17	32.592	29.845	21.496	19.672	1'43.605	299,2	15:33'52.371
18	32.376	30.150	21.508	19.437	1'43.471	301,7	15:35'35.842
19	32.407	29.995	21.419	19.523	1'43.344	301,7	15:37'19.186
20	32.499	30.010	21.394	19.492	1'43.395	298,3	15:39'02.581
21	32.560	30.248	21.595	19.461	1'43.864	300,0	15:40'46.445
22	32.523	29.987	21.512	19.522	1'43.544	299,2	15:42'29.989
23	34.054	31.018	22.102	27.228	1'54.402P	295,9	15:44'24.391
24	1'38.436	33.201	21.827	19.385	2'52.849P		15:47'17.240
25	32.274	29.957	21.247	19.276	1'42.754	301,7	15:48'59.994
26	32.342	29.738	21.374	19.167	1'42.621	300,8	15:50'42.615

2° 33 M. MELANDRI (1'43.207)							
Lap	Seg.1	Seg.2	Seg.3	Seg.4	Lap Time	km/h	Local Time
1		32.376	22.617	19.921			14:51'58.155
2	33.536	30.536	21.791	19.806	1'45.669	289,5	14:53'43.824
3	33.064	30.336	22.357	20.517	1'46.274	296,7	14:55'30.098
4	33.044	30.141	21.630	19.752	1'44.567	297,5	14:57'14.665
5	32.672	30.115	21.626	19.922	1'44.335	301,7	14:58'59.000
6	35.925	31.837	22.871	26.998	1'57.631P	293,5	15:00'56.631
7	8'11.538	31.263	22.276	19.931	9'25.008P		15:10'21.639
8	32.737	30.532	22.396	19.920	1'45.585	300,8	15:12'07.224
9	32.943	30.076	23.899	20.023	1'46.941	297,5	15:13'54.165
10	32.669	30.204	21.571	19.780	1'44.224	300,0	15:15'38.389
11	32.568	30.107	21.603	19.792	1'44.070	303,4	15:17'22.459
12	35.324	31.035	23.162	26.822	1'56.343P	301,7	15:19'18.802
13	6'38.906	31.482	22.791	20.235	7'53.414P		15:27'12.216
14	32.810	30.147	21.448	19.782	1'44.187	300,8	15:28'56.403
15	32.577	29.956	21.514	19.807	1'43.854	304,2	15:30'40.257
16	33.343	31.542	23.122	26.826	1'54.833P	300,8	15:32'35.090
17	5'46.691	31.175	22.170	19.935	6'59.971P		15:39'35.061
18	32.480	29.988	21.310	19.585	1'43.363	300,8	15:41'18.424
19	32.350	29.833	21.409	19.615	1'43.207	304,2	15:43'01.631
20	32.442	29.789	21.494	19.568	1'43.293	302,5	15:44'44.924
21	40.565	31.162	22.369	19.830	1'53.926	300,8	15:46'38.850
22	32.897	37.023	22.258	19.714	1'51.892	301,7	15:48'30.742
23	32.580	29.780	21.577	19.521	1'43.458	299,2	15:50'14.200

3° 7 C. DAVIES (1'43.310)							
Lap	Seg.1	Seg.2	Seg.3	Seg.4	Lap Time	km/h	Local Time
1		31.584	22.070	19.856			14:52'23.379
2	32.682	30.688	21.569	19.674	1'44.613	300,8	14:54'07.992
3	32.771	30.271	21.478	19.555	1'44.075	298,3	14:55'52.067
4	33.105	31.369	22.772	19.567	1'46.813	302,5	14:57'38.880
5	32.833	33.980	22.130	25.864	1'54.807P	300,8	14:59'33.687
6	8'56.114	31.609	22.563	20.266	10'10.552P		15:09'44.239
7	32.658	30.725	21.578	19.836	1'44.797	294,3	15:11'29.036

8	32.422	31.463	21.954	27.048	1'52.887P	294,3	15:13'21.923
9	6'55.102	31.529	22.056	19.821	8'08.508P		15:21'30.431
10	32.221	30.445	21.417	19.697	1'43.780	295,9	15:23'14.211
11	32.452	30.005	21.484	19.606	1'43.547	293,5	15:24'57.758
12	34.044	30.918	21.806	19.807	1'46.575	299,2	15:26'44.333
13	32.236	30.270	21.533	19.641	1'43.680	297,5	15:28'28.013
14	34.389	31.356	22.326	27.090	1'55.161P	300,8	15:30'23.174
15	12'12.928	31.292	22.317	19.913	13'26.450P		15:43'49.624
16	32.348	29.968	21.433	19.561	1'43.310	295,1	15:45'32.934
17	32.269	29.800	26.466	20.056	1'48.591	299,2	15:47'21.525
18	32.350	30.224	21.565	19.577	1'43.716	298,3	15:49'05.241
19	32.580	30.897	22.189	19.846	1'45.512	299,2	15:50'50.753

4° 2 L. CAMIER (1'43.415)							
Lap	Seg.1	Seg.2	Seg.3	Seg.4	Lap Time	km/h	Local Time
1		32.217	22.377	20.084			14:53'02.616
2	33.475	30.478	22.023	19.884	1'45.860	291,1	14:54'48.476
3	33.317	30.193	21.688	19.882	1'45.080	288,0	14:56'33.556
4	33.233	30.129	21.651	19.856	1'44.869	288,0	14:58'18.425
5	33.106	30.142	21.566	19.901	1'44.715	291,1	15:00'03.140
6	35.083	34.316	23.215	27.817	2'00.431P	291,1	15:02'03.571
7	10'43.231	31.002	25.930	19.772	11'59.935P		15:14'03.506
8	33.009	30.142	21.978	19.651	1'44.780	293,5	15:15'48.286
9	32.676	30.064	21.547	19.642	1'43.929	294,3	15:17'32.215
10	32.968	30.222	21.550	19.675	1'44.415	291,9	15:19'16.630
11	32.958	30.191	21.511	19.632	1'44.292	291,1	15:21'00.922
12	33.000	30.012	21.654	19.664	1'44.330	288,8	15:22'45.252
13	32.893	29.994	21.632	19.705	1'44.224	290,3	15:24'29.476
14	32.967	30.006	21.524	19.661	1'44.158	292,7	15:26'13.634
15	32.723	30.204	21.629	19.598	1'44.154	291,1	15:27'57.788
16	32.972	29.960	21.623	19.564	1'44.119	293,5	15:29'41.907
17	32.974	29.917	21.560	19.585	1'44.036	291,1	15:31'25.943
18	35.644	31.176	22.638	27.848	1'57.306P	279,1	15:33'23.249
19	8'32.209	30.827	21.915	20.051	9'45.002P		15:43'08.251
20	32.750	29.829	21.246	19.590	1'43.415	294,3	15:44'51.666
21	32.598	29.878	21.518	19.450	1'43.444	295,9	15:46'35.110
22	37.345	31.842	24.829	19.799	1'53.815	294,3	15:48'28.925
23	32.776	29.824	21.650	19.555	1'43.805	291,9	15:50'12.730

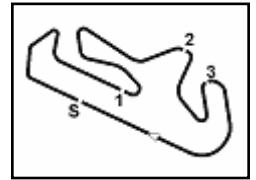
5° 50 E. LAVERTY (1'43.522)							
Lap	Seg.1	Seg.2	Seg.3	Seg.4	Lap Time	km/h	Local Time
1		31.495	22.303	19.851			14:51'49.492
2	33.167	30.373	21.577	19.681	1'44.798	288,8	14:53'34.290
3	33.066	30.131	21.654	19.632	1'44.483	291,9	14:55'18.773
4	32.964	30.237	21.828	19.636	1'44.665	293,5	14:57'03.438
5	33.032	30.265	21.667	19.727	1'44.691	295,9	14:58'48.129
6	33.608	30.787	22.098	27.395	1'53.888P	293,5	15:00'42.017
7	9'45.592	31.391	22.625	20.112	10'59.720P		15:11'41.737
8	32.893	30.019	21.593	19.532	1'44.037	295,9	15:13'25.774
9	32.618	30.087	21.550	19.601	1'43.856	296,7	15:15'09.630
10	32.904	30.123	21.601	19.538	1'44.166	295,9	15:16'53.796
11	32.957	30.094	21.525	19.595	1'44.171	295,9	15:18'37.967
12	34.710	34.543	22.737	27.303	1'59.293P	295,1	15:20'37.260
13	8'27.705	31.684	22.853	20.049	9'42.291P		15:30'19.551
14	32.765	30.167	21.582	19.610	1'44.124	295,9	15:32'03.675
15	32.656	30.200	21.712	19.622	1'44.190	299,2	15:33'47.865
16	32.666	30.126	21.709	19.536	1'44.037	297,5	15:35'31.902
17	33.648	33.928	21.918	27.313	1'56.807P	294,3	15:37'28.709
18	6'27.725	31.533	24.282	19.550	7'43.090P		15:45'11.799
19	32.478	30.161	21.477	19.406	1'43.522	300,0	15:46'55.321
20	32.382	30.133	21.559	19.510	1'43.584	298,3	15:48'38.905
21	34.336	30.826	21.971	19.834	1'46.967	296,7	15:50'25.872

6° 66 T. SYKES (1'43.628)							
Lap	Seg.1	Seg.2	Seg.3	Seg.4	Lap Time	km/h	Local Time

15/09/2017 P = Pits In/Out - C = Lap-Time Cancelled

These data/results cannot be reproduced, stored and/or transmitted in whole or in part by any manner of electronic, mechanical, photocopying, recording, broadcasting or otherwise now known or herein after developed without the previous express consent by the copyright owner, except for reproduction in daily press and regular printed publications on sale to the public within 60 days of the event related to those data/results and always provided that copyright symbol appears together as follows below.

© DORNA WSBK ORGANIZATION Srl 2017



Portuguese Round, 15-16-17 September 2017 World Superbike - Chronological Analysis Free Practice 2nd Session

Portimao 4.592 m

2 / 5

1		31.669	22.403	19.737			14:52'44.223
2	32.870	30.216	21.601	19.592	1'44.279	295,9	14:54'28.502
3	32.745	30.104	21.569	19.643	1'44.061	293,5	14:56'12.563
4	32.836	30.071	21.609	19.712	1'44.228	293,5	14:57'56.791
5	34.064	31.162	22.269	25.858	1'53.353P	287,2	14:59'50.144
6	4'33.024	31.018	21.650	19.693	5'45.385P		15:05'35.529
7	32.841	29.901	21.424	19.566	1'43.732	292,7	15:07'19.261
8	33.631	31.432	22.354	20.170	1'47.587	292,7	15:09'06.848
9	33.143	29.999	21.577	19.576	1'44.295	292,7	15:10'51.143
10	34.822	31.199	22.875	26.295	1'55.191P	286,5	15:12'46.334
11	8'28.580	30.929	24.499	19.933	9'43.941P		15:22'30.275
12	32.808	29.854	21.422	19.544	1'43.628	291,1	15:24'13.903
13	32.866	30.454	22.210	19.914	1'45.444	294,3	15:25'59.347
14	32.865	29.988	21.496	19.543	1'43.892	292,7	15:27'43.239
15	34.214	31.219	22.539	25.498	1'53.470P	294,3	15:29'36.709
16	10'25.388	30.793	22.012	19.715	11'37.908P		15:41'14.617
17	32.814	29.874	21.337	19.613	1'43.638	295,1	15:42'58.255
18	37.645	31.275	22.455	19.891	1'51.266	295,9	15:44'49.521
19	33.021	30.094	21.650	19.567	1'44.332	294,3	15:46'33.853
20	39.593	31.756	22.544	26.213	2'00.106P	290,3	15:48'33.959

16	33.112	30.369	21.780	19.836	1'45.097	295,1	15:35'12.592
17	35.305	32.430	22.580	26.911	1'57.226P	293,5	15:37'09.818
18	6'44.778	34.024	24.728	21.359	8'04.889P		15:45'14.707
19	33.665	39.967	30.012	19.661	2'03.305	294,3	15:47'18.012
20	32.692	30.112	21.358	19.605	1'43.767	293,5	15:49'01.779
21	37.490	30.873	22.270	19.732	1'50.365	295,1	15:50'52.144

9° 60 M. VAN DER MARK (1'43.854)

Lap	Seg.1	Seg.2	Seg.3	Seg.4	Lap Time	km/h	Local Time
1		31.668	22.411	19.728			14:52'01.950
2	33.680	30.713	22.158	19.748	1'46.299	292,7	14:53'48.249
3	33.317	30.725	22.000	19.591	1'45.633	297,5	14:55'33.882
4	33.438	30.657	22.009	19.581	1'45.685	289,5	14:57'19.567
5	33.102	30.565	21.965	19.578	1'45.210	298,3	14:59'04.777
6	35.316	30.693	22.130	27.352	1'55.491P	294,3	15:01'00.268
7	8'13.505	31.115	21.995	19.734	9'26.349P		15:10'26.617
8	33.319	30.442	21.973	19.572	1'45.306	294,3	15:12'11.923
9	32.917	30.471	21.935	19.541	1'44.864	295,9	15:13'56.787
10	32.774	30.370	22.469	19.719	1'45.332	297,5	15:15'42.119
11	32.768	30.280	21.725	19.507	1'44.280	296,7	15:17'26.399
12	33.038	30.106	22.100	19.596	1'44.840	294,3	15:19'11.239
13	34.424	30.588	21.890	26.689	1'53.591P	295,1	15:21'04.830
14	6'30.211	30.642	21.784	19.616	7'42.253P		15:28'47.083
15	32.888	30.175	21.639	19.553	1'44.255	296,7	15:30'31.338
16	36.369	30.586	22.050	19.578	1'48.583	295,9	15:32'19.921
17	32.782	30.151	24.686	26.424	1'54.043P	297,5	15:34'13.964
18	5'49.783	30.903	21.989	19.574	7'02.249P		15:41'16.213
19	32.766	30.330	21.793	19.327	1'44.216	295,9	15:43'00.429
20	32.586	30.222	21.681	19.365	1'43.854	300,0	15:44'44.283
21	32.578	30.292	21.765	19.293	1'43.928	298,3	15:46'28.211
22	32.669	30.116	21.711	19.444	1'43.940	301,7	15:48'12.151
23	32.710	30.515	21.778	19.463	1'44.466	297,5	15:49'56.617
24	33.005	30.247	21.751	19.830	1'44.833	296,7	15:51'41.450

10° 6 S. BRADL (1'43.957)

Lap	Seg.1	Seg.2	Seg.3	Seg.4	Lap Time	km/h	Local Time
1		32.505	22.641	19.858			14:52'11.203
2	33.756	31.169	22.109	19.814	1'46.848	276,9	14:53'58.051
3	33.377	30.822	21.907	19.746	1'45.852	289,5	14:55'43.903
4	33.371	30.600	21.957	19.674	1'45.602	291,9	14:57'29.505
5	33.172	30.654	21.875	19.459	1'45.160	295,9	14:59'14.665
6	33.209	30.501	22.450	19.706	1'45.866	293,5	15:01'00.531
7	33.239	30.550	21.875	19.781	1'45.445	295,1	15:02'45.976
8	35.431	32.312	22.473	26.856	1'57.072P	291,9	15:04'43.048
9	9'01.370	31.350	22.195	19.756	10'14.671P		15:14'57.719
10	33.188	30.648	21.867	19.703	1'45.406	295,1	15:16'43.125
11	33.120	30.811	21.834	19.738	1'45.503	297,5	15:18'28.628
12	32.990	37.574	23.525	26.272	2'00.361P	293,5	15:20'28.989
13	9'55.580	33.538	21.976	19.709	11'10.803P		15:31'39.792
14	33.004	30.633	21.763	19.654	1'45.054	294,3	15:33'24.846
15	33.091	30.595	21.594	19.529	1'44.809	295,1	15:35'09.655
16	32.899	30.433	21.722	19.596	1'44.650	298,3	15:36'54.305
17	34.579	31.630	22.484	26.815	1'55.508P	279,1	15:38'49.813
18	4'12.245	33.368	22.133	19.995	5'27.741P		15:44'17.554
19	32.896	30.563	21.771	19.566	1'44.796	296,7	15:46'02.350
20	32.521	30.287	21.688	19.461	1'43.957	298,3	15:47'46.307
21	34.066	33.361	22.020	19.691	1'49.138	285,7	15:49'35.445
22	32.805	30.667	21.658	19.643	1'44.773	298,3	15:51'20.218

11° 81 J. TORRES (1'44.170)

Lap	Seg.1	Seg.2	Seg.3	Seg.4	Lap Time	km/h	Local Time
1		32.273	22.683	19.939			14:52'06.027
2	34.002	31.396	22.286	19.763	1'47.447	274,1	14:53'53.474
3	33.796	30.802	22.162	19.811	1'46.571	285,0	14:55'40.045

7° 22 A. LOWES (1'43.677)

Lap	Seg.1	Seg.2	Seg.3	Seg.4	Lap Time	km/h	Local Time
1		31.671	22.167	19.763			14:53'09.742
2	33.176	30.542	21.712	19.465	1'44.895	292,7	14:54'54.637
3	32.794	30.095	21.503	19.394	1'43.786	295,9	14:56'38.423
4	33.071	30.069	21.634	19.629	1'44.403	295,1	14:58'22.826
5	33.111	30.056	21.793	19.461	1'44.421	295,9	15:00'07.247
6	32.697	37.979	22.008	27.481	2'00.165P	296,7	15:02'07.412
7	13'37.302	31.139	21.611	19.632	14'49.684P		15:16'57.096
8	33.086	30.186	21.683	19.666	1'44.621	288,8	15:18'41.717
9	32.948	30.633	21.737	19.727	1'45.045	292,7	15:20'26.762
10	32.868	30.835	22.206	22.025	1'47.934	294,3	15:22'14.696
11	33.100	30.319	21.742	19.781	1'44.942	291,1	15:23'59.638
12	33.182	30.224	21.648	19.723	1'44.777	294,3	15:25'44.415
13	33.139	30.386	21.862	19.672	1'45.059	291,1	15:27'29.474
14	33.107	30.456	21.790	19.703	1'45.056	295,9	15:29'14.530
15	33.145	30.387	21.756	19.841	1'45.129	294,3	15:30'59.659
16	33.068	30.453	21.791	19.781	1'45.093	291,9	15:32'44.752
17	33.022	30.531	21.722	19.652	1'44.927	295,1	15:34'29.679
18	35.932	31.867	22.596	27.048	1'57.443P	278,4	15:36'27.122
19	5'48.788	31.847	22.559	20.023	7'03.217P		15:43'30.339
20	32.908	30.089	21.402	19.582	1'43.981	293,5	15:45'14.320
21	40.418	31.518	22.139	19.691	1'53.766	296,7	15:47'08.086
22	32.729	29.932	21.433	19.583	1'43.677	294,3	15:48'51.763
23	32.967	30.052	21.611	19.654	1'44.284	292,7	15:50'36.047

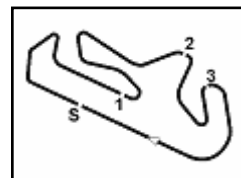
8° 32 L. SAVADORI (1'43.767)

Lap	Seg.1	Seg.2	Seg.3	Seg.4	Lap Time	km/h	Local Time
1		31.752	22.965	19.772			14:51'59.287
2	41.866	31.513	22.159	20.046	1'55.584	288,8	14:53'54.871
3	33.344	30.574	22.052	19.679	1'45.649	292,7	14:55'40.520
4	33.241	30.918	22.168	19.827	1'46.154	288,8	14:57'26.674
5	33.351	30.464	21.868	19.699	1'45.382	295,1	14:59'12.056
6	33.361	30.638	22.028	19.897	1'45.924	282,0	15:00'57.980
7	37.839	31.803	22.286	26.548	1'58.476P	288,0	15:02'56.456
8	10'41.462	39.034	22.420	19.929	12'02.845P		15:14'59.301
9	33.201	30.249	21.660	19.607	1'44.717	293,5	15:16'44.018
10	32.923	37.869	24.243	19.788	1'54.823	295,1	15:18'38.841
11	33.145	36.095	22.939	19.957	1'52.136	292,7	15:20'30.977
12	34.903	31.613	22.661	26.954	1'56.131P	294,3	15:22'27.108
13	6'04.417	30.519	31.370	19.815	7'26.121P		15:29'53.229
14	33.265	30.393	21.739	19.806	1'45.203	290,3	15:31'38.432
15	32.989	34.348	21.818	19.908	1'49.063	295,1	15:33'27.495

15/09/2017

P = Pits In/Out - C = Lap-Time Cancelled

These data/results cannot be reproduced, stored and/or transmitted in whole or in part by any manner of electronic, mechanical, photocopying, recording, broadcasting or otherwise now known or herein after developed without the previous express consent by the copyright owner, except for reproduction in daily press and regular printed publications on sale to the public within 60 days of the event related to those data/results and always provided that copyright symbol appears together as



Portuguese Round, 15-16-17 September 2017
World Superbike - Chronological Analysis Free Practice 2nd Session

Portimao 4.592 m

3 / 5

4	33.359	30.735	21.845	19.893	1'45.832	291,9	14:57'25.877	13	8'04.758	30.610	21.890	19.634	9'16.892P	15:28'48.201	
5	33.590	30.670	21.889	19.794	1'45.943	293,5	14:59'11.820	14	33.197	30.194	21.703	19.647	1'44.741	292,7	15:30'32.942
6	33.260	30.557	22.042	19.835	1'45.694	290,3	15:00'57.514	15	33.200	30.291	21.713	19.813	1'45.017	297,5	15:32'17.959
7	38.894	32.336	25.216	20.028	1'56.474	290,3	15:02'53.988	16	33.318	30.334	21.646	19.626	1'44.924	298,3	15:34'02.883
8	33.225	38.629	22.710	20.149	1'54.713	291,9	15:04'48.701	17	33.181	30.561	23.899	29.426	1'57.067P	295,9	15:35'59.950
9	33.294	30.518	21.801	19.767	1'45.380	289,5	15:06'34.081	18	8'51.282	31.214	22.082	19.572	10'04.150P		15:46'04.100
10	33.153	30.407	21.746	19.742	1'45.048	290,3	15:08'19.129	19	33.244	30.455	21.669	19.749	1'45.117	295,9	15:47'49.217
11	33.013	30.686	21.830	19.765	1'45.294	292,7	15:10'04.423	20	33.153	30.222	21.543	19.674	1'44.592	296,7	15:49'33.809
12	34.150	30.901	22.165	28.416	1'55.632P	288,8	15:12'00.055	21	33.129	30.125	21.701	19.673	1'44.628	294,3	15:51'18.437
13	5'19.747	33.727	22.370	20.217	6'36.061P		15:18'36.116								
14	33.340	30.507	21.977	19.772	1'45.596	291,1	15:20'21.712								
15	33.050	30.269	21.665	19.754	1'44.738	292,7	15:22'06.450								
16	32.979	30.544	21.661	19.668	1'44.852	292,7	15:23'51.302	1		32.446	22.982	20.077			14:52'05.900
17	32.985	30.469	21.657	19.797	1'44.908	293,5	15:25'36.210	2	33.806	30.961	22.064	19.901	1'46.732	279,1	14:53'52.632
18	32.989	30.299	21.644	19.606	1'44.538	291,1	15:27'20.748	3	34.581	32.516	22.109	19.720	1'48.926	272,7	14:55'41.558
19	33.050	30.257	21.563	19.855	1'44.725	295,9	15:29'05.473	4	33.352	30.892	22.034	19.623	1'45.901	272,0	14:57'27.459
20	32.932	30.171	21.632	19.769	1'44.504	292,7	15:30'49.977	5	33.646	31.012	22.000	19.702	1'46.360	270,0	14:59'13.819
21	33.134	30.485	21.636	19.799	1'45.054	291,1	15:32'35.031	6	33.428	30.916	22.321	19.987	1'46.652	278,4	15:01'00.471
22	32.896	30.108	21.503	19.663	1'44.170	291,9	15:34'19.201	7	33.735	30.843	22.157	19.753	1'46.488	281,3	15:02'46.959
23	33.436	30.991	22.162	28.156	1'54.745P	294,3	15:36'13.946	8	35.060	33.359	23.261	27.748	1'59.428P	281,3	15:04'46.387
24	5'17.856	32.138	29.093	20.146	6'39.233P		15:42'53.179	9	9'07.096	31.872	24.455	20.460	10'23.883P		15:15'10.270
25	33.067	31.890	23.686	19.595	1'48.238	293,5	15:44'41.417	10	33.546	30.552	21.987	19.864	1'45.949	279,8	15:16'56.219
26	32.954	30.289	21.735	19.589	1'44.567	294,3	15:46'25.984	11	33.269	30.714	22.402	19.836	1'46.221	282,7	15:18'42.440
27	32.908	30.295	21.550	19.855	1'44.608	295,9	15:48'10.592	12	33.542	30.850	22.006	19.986	1'46.384	282,7	15:20'28.824
28	32.961	32.757	21.920	19.810	1'47.448	290,3	15:49'58.040	13	36.395	33.569	24.974	28.008	2'02.946P	281,3	15:22'31.770
29	32.927	30.089	21.779	19.640	1'44.435	293,5	15:51'42.475	14	6'14.228	33.525	22.452	20.041	7'30.246P		15:30'02.016

12° 35 R. DE ROSA (1'44.462)

Lap	Seg.1	Seg.2	Seg.3	Seg.4	Lap Time	km/h	Local Time
1		33.038	22.942	19.860			14:52'12.371
2	33.333	31.194	22.154	19.792	1'46.473	291,1	14:53'58.844
3	33.352	31.136	21.997	19.621	1'46.106	291,9	14:55'44.950
4	33.353	30.601	21.930	19.686	1'45.570	292,7	14:57'30.520
5	33.268	30.898	22.295	20.131	1'46.592	291,1	14:59'17.112
6	33.306	31.034	24.686	31.548	2'00.574P	294,3	15:01'17.686
7	9'39.659	34.189	25.305	19.980	10'59.133P		15:12'16.819
8	33.347	30.663	23.488	19.973	1'47.471	290,3	15:14'04.290
9	33.364	30.655	21.930	19.733	1'45.682	293,5	15:15'49.972
10	39.161	35.315	23.961	29.342	2'07.779P	282,0	15:17'57.751
11	9'10.998	41.963	30.196	28.260	10'51.417P		15:28'49.168
12	44.890	33.840	23.358	19.805	2'01.893	289,5	15:30'51.061
13	33.070	30.788	21.791	19.690	1'45.339	290,3	15:32'36.400
14	33.235	30.460	21.867	19.703	1'45.265	288,0	15:34'21.665
15	39.801	37.156	22.910	30.257	2'10.124P	283,5	15:36'31.789
16	5'01.197	31.519	29.076	20.108	6'21.900P		15:42'53.689
17	33.032	31.918	27.114	19.453	1'51.517	290,3	15:44'45.206
18	32.876	33.473	24.813	19.595	1'50.757	284,2	15:46'35.963
19	35.215	33.601	24.616	19.952	1'53.384	293,5	15:48'29.347
20	32.889	30.269	21.757	19.547	1'44.462	286,5	15:50'13.809

14° 84 R. RUSSO (1'44.632)

Lap	Seg.1	Seg.2	Seg.3	Seg.4	Lap Time	km/h	Local Time
1							
2							
3							
4							
5							
6							
7							
8							
9							
10							
11							
12							
13							
14							
15							
16							
17							
18							
19							
20							
21							
22							
23							
24							

15° 12 X. FORÉS (1'45.111)

Lap	Seg.1	Seg.2	Seg.3	Seg.4	Lap Time	km/h	Local Time
1							
2							
3							
4							
5							
6							
7							
8							
9							
10							
11							
12							
13							
14							
15							
16							
17							
18							
19							
20							

13° 36 L. MERCADO (1'44.592)

Lap	Seg.1	Seg.2	Seg.3	Seg.4	Lap Time	km/h	Local Time
1		34.036	28.143	19.821			14:52'00.291
2	34.001	31.058	22.098	19.803	1'46.960	282,7	14:53'47.251
3	33.530	30.476	22.027	19.870	1'45.903	292,7	14:55'33.154
4	33.558	30.527	21.851	19.719	1'45.655	290,3	14:57'18.809
5	34.559	30.622	21.867	19.784	1'46.832	292,7	14:59'05.641
6	33.568	30.541	21.995	19.817	1'45.921	285,0	15:00'51.562
7	33.640	30.762	22.152	26.592	1'53.146P	291,9	15:02'44.708
8	8'13.151	35.184	22.370	19.927	9'30.632P		15:12'15.340
9	33.568	30.436	21.775	19.858	1'45.637	288,0	15:14'00.977
10	33.714	30.467	26.345	20.057	1'50.583	287,2	15:15'51.560
11	33.239	30.414	21.864	19.580	1'45.097	294,3	15:17'36.657
12	33.427	30.375	21.959	28.891	1'54.652P	287,2	15:19'31.309

16° 40 R. RAMOS (1'45.284)

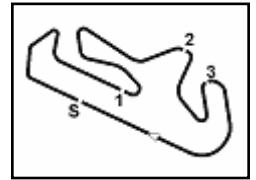
Lap	Seg.1	Seg.2	Seg.3	Seg.4	Lap Time	km/h	Local Time
1							
2							
3							
4							
5							
6							
7							
8							
9							
10							
11							
12							

15/09/2017 P = Pits In/Out - C = Lap-Time Cancelled

These data/results cannot be reproduced, stored and/or transmitted in whole or in part by any manner of electronic, mechanical, photocopying, recording, broadcasting or otherwise now known or herein after developed without the previous express consent by the copyright owner, except for reproduction in daily press and regular printed publications on sale to the public within 60 days of the event related to those data/results and always provided that copyright symbol appears together as follows below.

© DORNA WSBK ORGANIZATION Srl 2017





Portuguese Round, 15-16-17 September 2017 World Superbike - Chronological Analysis Free Practice 2nd Session

Portimao 4.592 m

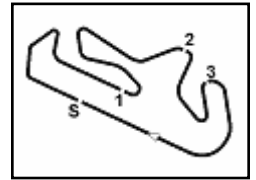
4 / 5

13	9'00.674	30.788	21.815	19.895	10'13.172P		15:36'06.658	1		32.192	22.791	21.025				14:51'53.137
14	33.181	30.587	21.940	19.769	1'45.477	287,2	15:37'52.135	2	34.441	31.349	25.027	21.033	1'51.850	274,8		14:53'44.987
15	33.083	30.521	21.802	19.885	1'45.291	289,5	15:39'37.426	3	34.066	31.179	22.565	20.398	1'48.208	282,0		14:55'33.195
16	33.771	30.983	22.511	26.143	1'53.408P	288,8	15:41'30.834	4	34.008	31.348	22.189	20.163	1'47.708	283,5		14:57'20.903
17	2'59.202	36.087	22.168	19.926	4'17.383P		15:45'48.217	5	38.218	34.766	22.086	20.088	1'55.158	286,5		14:59'16.061
18	33.215	30.566	21.757	19.746	1'45.284	293,5	15:47'33.501	6	33.797	31.310	25.400	30.121	2'00.628P	283,5		15:01'16.689
19	35.880	30.618	22.202	19.914	1'48.614	286,5	15:49'22.115	7	7'50.027	33.236	22.309	19.984	9'05.556P			15:10'22.245
20	42.085	36.909	21.984	19.928	2'00.906	288,8	15:51'23.021	8	33.733	30.942	22.020	19.898	1'46.593	281,3		15:12'08.838
17° 86 A. BADOVINI (1'45.775)																
Lap	Seg.1	Seg.2	Seg.3	Seg.4	Lap Time	km/h	Local Time									
1		32.313	22.326	20.274			14:52'15.416	12	36.341	31.642	23.375	30.129	2'01.487P	285,0		15:19'29.794
2	38.736	32.997	25.547	31.720	2'09.000P	248,8	14:54'24.416	13	9'45.785	32.324	25.359	20.486	1'103.954P			15:30'33.748
3	4'57.986	31.146	22.223	20.351	6'11.706P		15:00'36.122	14	33.603	30.722	21.904	19.954	1'46.183	287,2		15:32'19.931
4	33.768	30.557	21.830	20.000	1'46.155	284,2	15:02'22.277	15	33.746	30.727	21.985	19.923	1'46.381	288,8		15:34'06.312
5	33.663	30.688	21.922	20.052	1'46.325	287,2	15:04'08.602	16	33.501	30.978	22.191	20.186	1'46.856	290,3		15:35'53.168
6	35.898	32.158	23.161	29.537	2'00.754P	285,0	15:06'09.356	17	34.952	32.478	24.055	27.166	1'58.651P	279,8		15:37'51.819
7	11'25.158	31.564	23.126	20.406	12'40.254P		15:18'49.610	18	6'07.357	32.052	24.229	20.224	7'23.862P			15:45'15.681
8	34.204	31.015	21.995	20.025	1'47.239	283,5	15:20'36.849	19	33.977	33.227	26.212	19.829	1'53.245	284,2		15:47'08.926
9	33.557	30.702	21.933	20.142	1'46.334	283,5	15:22'23.183	20	33.774	30.796	21.996	20.256	1'46.822	277,6		15:48'55.748
10	34.699	31.382	22.696	28.572	1'57.349P	279,8	15:24'20.532	21	33.702	30.890	22.020	20.014	1'46.626	283,5		15:50'42.374
11	8'36.641	31.713	22.410	20.077	9'50.841P		15:34'11.373	20° 37 O. JEZEK (1'46.358)								
12	33.581	30.728	22.014	19.955	1'46.278	284,2	15:35'57.651	Lap	Seg.1	Seg.2	Seg.3	Seg.4	Lap Time	km/h	Local Time	
13	34.702	31.744	23.021	28.939	1'58.406P	282,7	15:37'56.057	1		32.879	22.803	20.199			14:52'03.814	
14	3'36.152	32.880	28.727	20.052	4'57.811P		15:42'53.868	2	34.501	31.065	22.390	19.967	1'47.923	285,0		14:53'51.737
15	33.416	31.921	26.765	19.559	1'51.661	280,5	15:44'45.529	3	34.141	30.809	22.401	19.977	1'47.328	278,4		14:55'39.065
16	33.151	31.058	21.839	19.794	1'45.842	290,3	15:46'31.371	4	34.133	31.225	22.722	19.825	1'47.905	279,8		14:57'26.970
17	33.271	30.501	22.047	19.956	1'45.775	288,0	15:48'17.146	5	34.285	31.163	22.173	20.042	1'47.663	280,5		14:59'14.633
18	39.514	34.689	25.369	29.733	2'09.305P	281,3	15:50'26.451	6	33.953	32.070	39.341	31.356	2'16.720P	277,6		15:01'31.353
18° 72 T. TAKAHASHI (1'46.007)																
Lap	Seg.1	Seg.2	Seg.3	Seg.4	Lap Time	km/h	Local Time									
1		34.777	24.006	20.597			14:52'10.018	7	8'50.330	34.226	23.435	21.447	10'09.438P			15:11'40.791
2	34.750	32.203	22.661	20.098	1'49.712	285,7	14:53'59.730	8	34.605	32.046	23.207	27.758	1'57.616P	276,2		15:13'38.407
3	34.147	31.574	22.795	20.121	1'48.637	287,2	14:55'48.367	9	8'33.918	32.701	23.896	24.665	9'55.180P			15:23'33.587
4	33.893	31.610	22.249	20.183	1'47.935	292,7	14:57'36.302	10	34.158	30.998	23.552	20.039	1'48.747	278,4		15:25'22.334
5	33.750	31.794	22.379	19.860	1'47.783	291,9	14:59'24.085	11	33.770	38.761	22.710	26.939	2'02.180P	280,5		15:27'24.514
6	33.559	31.180	22.442	20.109	1'47.290	294,3	15:01'11.375	12	5'49.743	32.148	22.826	21.032	7'05.749P			15:34'30.263
7	33.468	31.279	22.467	20.006	1'47.220	291,9	15:02'58.595	13	34.161	31.041	22.369	20.142	1'47.713	279,1		15:36'17.976
8	33.545	31.233	22.110	20.229	1'47.117	291,9	15:04'45.712	14	34.802	32.070	23.003	20.352	1'50.227	275,5		15:38'08.203
9	37.749	31.949	22.355	20.211	1'52.264	293,5	15:06'37.976	15	34.030	30.964	22.092	20.085	1'47.171	279,8		15:39'55.374
10	34.532	31.421	22.290	20.272	1'48.515	290,3	15:08'26.491	16	35.299	32.140	22.705	26.487	1'56.631P	277,6		15:41'52.005
11	33.648	31.228	22.380	20.008	1'47.264	292,7	15:10'13.755	17	4'59.301	31.379	23.910	26.808	6'21.398P			15:48'13.403
12	34.508	32.190	22.054	27.372	1'56.124P	292,7	15:12'09.879	18	33.765	30.757	22.028	19.808	1'46.358	279,8		15:49'59.761
13	5'34.817	31.583	22.501	20.261	6'49.162P		15:18'59.041	19	33.660	30.659	22.055	20.066	1'46.440	281,3		15:51'46.201
21° 121 A. ANDREOZZI (1'46.399)																
Lap	Seg.1	Seg.2	Seg.3	Seg.4	Lap Time	km/h	Local Time									
1							14:52'14.109	1		33.355	23.025	20.213				14:52'14.109
2							14:54'02.787	2	34.494	31.477	22.568	20.139	1'48.678	280,5		14:54'02.787
3							14:55'50.501	3	34.032	31.361	22.428	19.893	1'47.714	280,5		14:55'50.501
4							14:57'49.865	4	34.174	33.359	24.568	27.263	1'59.364P	286,5		14:57'49.865
5							15:12'33.778	5	13'29.296	31.946	22.585	20.086	1'43.913P			15:12'33.778
6							15:14'30.353	6	34.791	31.654	22.744	27.386	1'56.575P	281,3		15:14'30.353
7							15:19'59.151	7	4'14.615	31.582	22.700	20.093	5'28.798P			15:19'59.151
8							15:21'45.803	8	33.875	30.773	21.950	20.054	1'46.652	282,0		15:21'45.803
9							15:23'32.538	9	33.702	30.821	22.109	20.103	1'46.735	282,0		15:23'32.538
10							15:25'18.937	10	33.613	30.863	22.115	19.808	1'46.399	284,2		15:25'18.937
11							15:27'25.755	11	38.764	34.632	25.636	27.786	2'06.818P	284,2		15:27'25.755
12							15:35'17.857	12	6'36.487	31.743	22.801	21.071	7'52.102P			15:35'17.857
13							15:37'15.496	13	35.655	32.093	23.385	26.506	1'57.639P	282,0		15:37'15.496
14							15:42'40.150	14	4'04.905	36.714	22.918	20.117	5'24.654P			15:42'40.150
15							15:44'27.456	15	34.066	30.835	22.316	20.089	1'47.306	284,2		15:44'27.456
16							15:46'15.633	16	34.424	31.163	22.708	19.882	1'48.177	284,2		15:46'15.633
17							15:48'03.469	17	33.744	31.632	22.017	20.443	1'47.836	287,2		15:48'03.469
18							15:49'50.056	18	33.858	30.798	22.111	19.820	1'46.587	277,6		15:49'50.056

15/09/2017 P = Pits In/Out - C = Lap-Time Cancelled

These data/results cannot be reproduced, stored and/or transmitted in whole or in part by any manner of electronic, mechanical, photocopying, recording, broadcasting or otherwise now known or herein after developed without the previous express consent by the copyright owner, except for reproduction in daily press and regular printed publications on sale to the public within 60 days of the event related to those data/results and always provided that copyright symbol appears together as follows below.

© DORNA WSBK ORGANIZATION Srl 2017



Portimao 4.592 m

19 33.905 30.719 22.046 19.860 1'46.530 285,0 15:51'36.586

15/09/2017 P = Pits In/Out - C = Lap-Time Cancelled

These data/results cannot be reproduced, stored and/or transmitted in whole or in part by any manner of electronic, mechanical, photocopying, recording, broadcasting or otherwise now known or herein after developed without the previous express consent by the copyright owner, except for reproduction in daily press and regular printed publications on sale to the public within 60 days of the event related to those data/results and always provided that copyright symbol appears together as follows below.

© DORNA WSBK ORGANIZATION Srl 2017

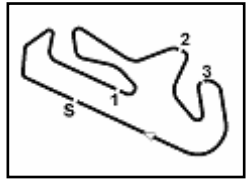
FKR PERUGIA TIMING



Official Tyre Supplier



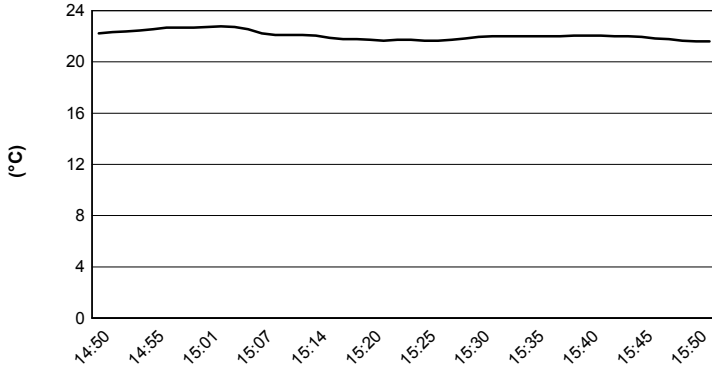
Official Timekeeper



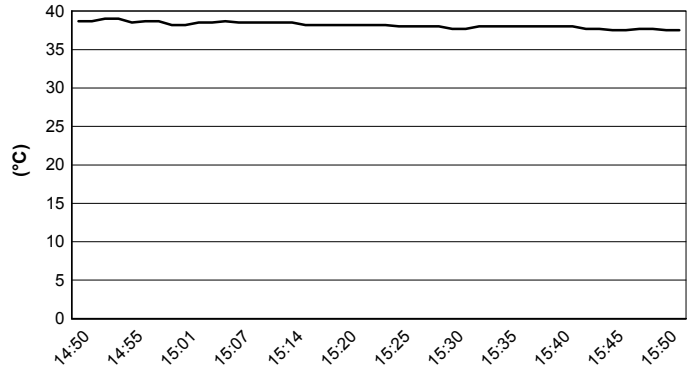
Portimao 4.592 m

Portuguese Round, 15-16-17 September 2017
World Superbike - Weather Report Free Practice 2nd Session
 Session started 14:50 - Session ended 15:52

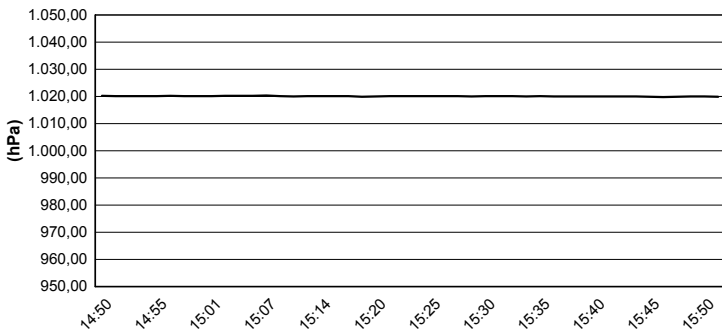
Air Temperature



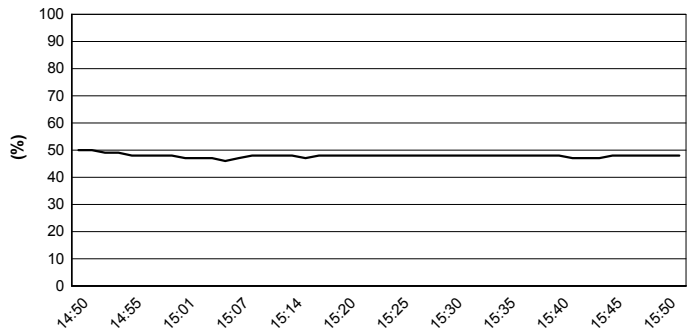
Track Temperature



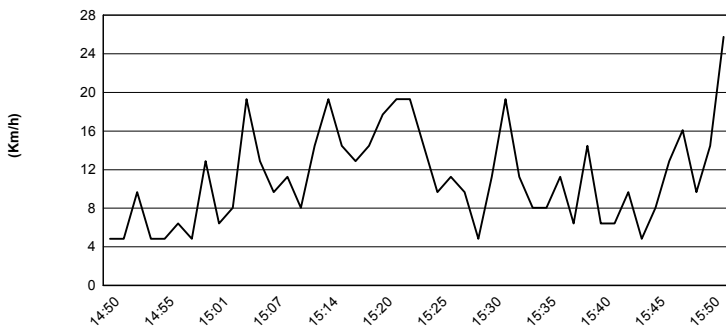
Air Pressure



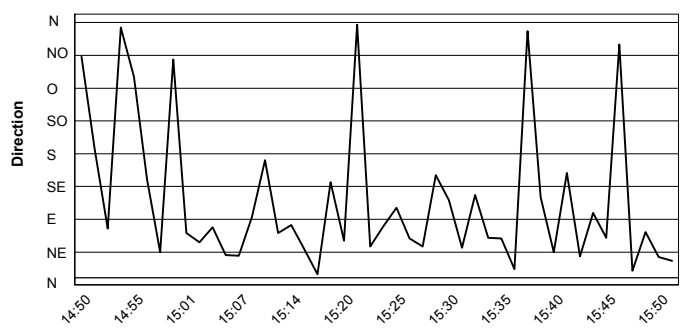
Humidity



Wind Speed



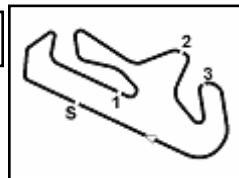
Wind Direction



15/09/2017

These data/results cannot be reproduced, stored and/or transmitted in whole or in part by any manner of electronic, mechanical, photocopying, recording, broadcasting or otherwise now known or herein after developed without the previous express consent by the copyright owner, except for reproduction in daily press and regular printed publications on sale to the public within 60 days of the event related to those data/results and always provided that copyright symbol appears together as follows below.

© DORNA WSBK ORGANIZATION Srl 2017



Portimao 4.592 m

Portuguese Round, 15-16-17 September 2017

World Superbike - Superpoles Entry List

Superpole 1

FPs Pos	No. Rider	Nat	Team	Bike	Time
11	81 J. TORRES	ESP	Althea BMW Racing Team	BMW S 1000 RR	1'44.170
12	35 R. DE ROSA	ITA	Althea BMW Racing Team	BMW S 1000 RR	1'44.462
13	36 L. MERCADO	ARG	IODARacing	Aprilia RSV4 RF	1'44.592
14	12 X. FORÉS	ESP	BARNI Racing Team	Ducati Panigale R	1'44.608
15	84 R. RUSSO	ITA	Pedercini Racing SC-Project	Kawasaki ZX-10RR	1'44.632
16	40 R. RAMOS	ESP	Team Kawasaki Go Eleven	Kawasaki ZX-10RR	1'45.284
17	86 A. BADOVINI	ITA	Grillini Racing Team	Kawasaki ZX-10RR	1'45.518
18	72 T. TAKAHASHI	JPN	Red Bull Honda World Superbike Team	Honda CBR1000RR	1'46.007
19	13 A. WEST	AUS	Kawasaki Puccetti Racing	Kawasaki ZX-10RR	1'46.172
20	37 O. JEZEK	CZE	Grillini Racing Team	Kawasaki ZX-10RR	1'46.358
21	121 A. ANDREOZZI	ITA	Guandalini Racing	Yamaha YZF R1	1'46.399

Superpole 2

FPs Pos	No. Rider	Nat	Team	Bike	Time
1	1 J. REA	GBR	Kawasaki Racing Team	Kawasaki ZX-10RR	1'42.621
2	33 M. MELANDRI	ITA	Aruba.it Racing - Ducati	Ducati Panigale R	1'43.207
3	7 C. DAVIES	GBR	Aruba.it Racing - Ducati	Ducati Panigale R	1'43.310
4	2 L. CAMIER	GBR	MV Agusta Reparto Corse	MV Agusta 1000 F4	1'43.415
5	66 T. SYKES	GBR	Kawasaki Racing Team	Kawasaki ZX-10RR	1'43.516
6	50 E. LAVERTY	IRL	Milwaukee Aprilia	Aprilia RSV4 RF	1'43.522
7	22 A. LOWES	GBR	Pata Yamaha Official WorldSBK Team	Yamaha YZF R1	1'43.677
8	32 L. SAVADORI	ITA	Milwaukee Aprilia	Aprilia RSV4 RF	1'43.767
9	60 M. VAN DER MARK	NED	Pata Yamaha Official WorldSBK Team	Yamaha YZF R1	1'43.854
10	6 S. BRADL	GER	Red Bull Honda World Superbike Team	Honda CBR1000RR	1'43.957

*
*

* These positions are assigned to the 1st and 2nd rider classified in Superpole 1

15/09/2017 14

These data/results cannot be reproduced, stored and/or transmitted in whole or in part by any manner of electronic, mechanical, photocopying, recording, broadcasting or otherwise now known or herein after developed without the previous express consent by the copyright owner, except for reproduction in daily press and regular printed publications on sale to the public within 60 days of the event related to those data/results and always provided that copyright symbol appears together as follows below.

© DORNA WSBK ORGANIZATION Srl 2017

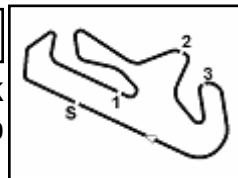
FIAT PERUGIA TIMING



Official Tyre Supplier



Official Timekeeper



Portimao 4.592 m

Portuguese Round, 15-16-17 September 2017

World Superbike - Best Laps & Speeds

1 / 2

No.	Rider		Best Lap	FP1		FP2	
	Nat	Bike		laps	speed	laps	speed
1	1	J. REA	1'42.621	1'43.170	1'42.621		
	GBR	Kawasaki ZX-10RR	43 303,3	18 303,3	25 301,6		
2	33	M. MELANDRI	1'43.207	1'47.019	1'43.207		
	ITA	Ducati Panigale R	24 304,2	2 282,7	22 304,2		
3	7	C. DAVIES	1'43.310	1'43.750	1'43.310		
	GBR	Ducati Panigale R	38 303,3	20 303,3	18 302,5		
4	2	L. CAMIER	1'43.415	1'43.729	1'43.415		
	GBR	MV Agusta 1000 F4	47 295,8	25 295,8	22 295,8		
5	66	T. SYKES	1'43.516	1'43.516	1'43.628		
	GBR	Kawasaki ZX-10RR	41 298,3	22 298,3	19 295,8		
6	50	E. LAVERTY	1'43.522	1'44.286	1'43.522		
	IRL	Aprilia RSV4 RF	36 300,0	16 296,7	20 300,0		
7	22	A. LOWES	1'43.677	1'43.995	1'43.677		
	GBR	Yamaha YZF R1	42 298,3	20 298,3	22 296,7		
8	32	L. SAVADORI	1'43.767	1'44.910	1'43.767		
	ITA	Aprilia RSV4 RF	38 298,3	18 298,3	20 295,0		
9	60	M. VAN DER MARK	1'43.854	1'44.552	1'43.854		
	NED	Yamaha YZF R1	44 301,6	21 297,5	23 301,6		
10	6	S. BRADL	1'43.957	1'44.834	1'43.957		
	GER	Honda CBR1000RR	45 298,3	24 297,5	21 298,3		
11	81	J. TORRES	1'44.170	1'45.140	1'44.170		
	ESP	BMW S 1000 RR	48 295,8	20 295,8	28 295,8		
12	35	R. DE ROSA	1'44.462	1'45.570	1'44.462		
	ITA	BMW S 1000 RR	37 294,2	18 294,2	19 294,2		
13	36	L. MERCADO	1'44.592	1'45.211	1'44.592		
	ARG	Aprilia RSV4 RF	40 298,3	20 296,7	20 298,3		
14	12	X. FORÉS	1'44.608	1'44.608	1'45.111		
	ESP	Ducati Panigale R	30 296,7	21 296,7	9 295,0		
15	84	R. RUSSO	1'44.632	1'45.669	1'44.632		
	ITA	Kawasaki ZX-10RR	42 288,7	19 288,0	23 288,7		
16	40	R. RAMOS	1'45.284	1'45.361	1'45.284		
	ESP	Kawasaki ZX-10RR	42 294,2	23 294,2	19 293,4		
17	86	A. BADOVINI	1'45.518	1'45.518	1'45.775		
	ITA	Kawasaki ZX-10RR	34 291,1	17 291,1	17 290,3		
18	72	T. TAKAHASHI	1'46.007	1'47.305	1'46.007		
	JPN	Honda CBR1000RR	57 296,7	29 294,2	28 296,7		
19	13	A. WEST	1'46.172	1'46.915	1'46.172		
	AUS	Kawasaki ZX-10RR	41 290,3	21 290,3	20 290,3		
20	37	O. JEZEK	1'46.358	1'46.484	1'46.358		
	CZE	Kawasaki ZX-10RR	36 284,9	18 281,2	18 284,9		

15/09/2017

These data/results cannot be reproduced, stored and/or transmitted in whole or in part by any manner of electronic, mechanical, photocopying, recording, broadcasting or otherwise now known or herein after developed without the previous express consent by the copyright owner, except for reproduction in daily press and regular printed publications on sale to the public within 60 days of the event related to those data/results and always provided that copyright symbol appears together as follows below.

© DORNA WSBK ORGANIZATION Srl 2017

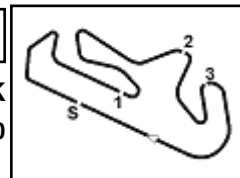
FICR PERUGIA TIMING



Official Tyre Supplier



Official Timekeeper



Portimao 4.592 m

Portuguese Round, 15-16-17 September 2017 World Superbike - Best Laps & Speeds

2 / 2

No.	Rider		Best Lap	FP1		FP2	
	Nat	Bike		laps	speed	laps	speed
21	121	A. ANDREOZZI	1'46.399	1'47.137	1'46.399		
	ITA	Yamaha YZF R1	37 288,0	19 288,0	18 287,2		

15/09/2017

These data/results cannot be reproduced, stored and/or transmitted in whole or in part by any manner of electronic, mechanical, photocopying, recording, broadcasting or otherwise now known or herein after developed without the previous express consent by the copyright owner, except for reproduction in daily press and regular printed publications on sale to the public within 60 days of the event related to those data/results and always provided that copyright symbol appears together as follows below.

© DORNA WSBK ORGANIZATION Srl 2017

FKR PERUGIA TIMING



Official Tyre Supplier



Official Timekeeper