

Portimao 4.592 m

1 / 2

## Portuguese Round, 15-16-17 September 2017

### World Superbike - Results Free Practice 3rd Session

No.	Rider	Nat	Team	Bike	Time	Gap	Rel.	Laps	Speed	
									Avg	Max
1	1 J. REA	GBR	Kawasaki Racing Team	Kawasaki ZX-10RR	<b>1'42.054</b>			12	161,985	<b>305,1</b>
2	7 C. DAVIES	GBR	Aruba.it Racing - Ducati	Ducati Panigale R	<b>1'42.818</b>	0.764	0.764	11	160,781	<b>305,9</b>
3	2 L. CAMIER	GBR	MV Agusta Reparto Corse	MV Agusta 1000 F4	<b>1'43.378</b>	1.324	0.560	12	159,910	<b>295,1</b>
4	60 M. VAN DER MARK	NED	Pata Yamaha Official WorldSBK Team	Yamaha YZF R1	<b>1'43.486</b>	1.432	0.108	14	159,743	<b>306,8</b>
5	22 A. LOWES	GBR	Pata Yamaha Official WorldSBK Team	Yamaha YZF R1	<b>1'43.627</b>	1.573	0.141	14	159,526	<b>299,2</b>
6	50 E. LAVERTY	IRL	Milwaukee Aprilia	Aprilia RSV4 RF	<b>1'43.632</b>	1.578	0.005	10	159,518	<b>304,2</b>
7	32 L. SAVADORI	ITA	Milwaukee Aprilia	Aprilia RSV4 RF	<b>1'43.697</b>	1.643	0.065	12	159,418	<b>300,0</b>
8	81 J. TORRES	ESP	Althea BMW Racing Team	BMW S 1000 RR	<b>1'43.754</b>	1.700	0.057	14	159,331	<b>300,0</b>
9	36 L. MERCADO	ARG	IODARacing	Aprilia RSV4 RF	<b>1'43.907</b>	1.853	0.153	12	159,096	<b>302,5</b>
10	6 S. BRADL	GER	Red Bull Honda World Superbike Team	Honda CBR1000RR	<b>1'43.980</b>	1.926	0.073	12	158,984	<b>304,2</b>
11	33 M. MELANDRI	ITA	Aruba.it Racing - Ducati	Ducati Panigale R	<b>1'44.136</b>	2.082	0.156	11	158,746	<b>302,5</b>
12	86 A. BADOVINI	ITA	Grillini Racing Team	Kawasaki ZX-10RR	<b>1'44.400</b>	2.346	0.264	11	158,345	<b>296,7</b>
13	12 X. FORÉS	ESP	BARNI Racing Team	Ducati Panigale R	<b>1'44.451</b>	2.397	0.051	12	158,268	<b>298,3</b>
14	35 R. DE ROSA	ITA	Althea BMW Racing Team	BMW S 1000 RR	<b>1'44.547</b>	2.493	0.096	11	158,122	<b>301,7</b>
15	40 R. RAMOS	ESP	Team Kawasaki Go Eleven	Kawasaki ZX-10RR	<b>1'44.750</b>	2.696	0.203	13	157,816	<b>295,9</b>
16	13 A. WEST	AUS	Kawasaki Puccetti Racing	Kawasaki ZX-10RR	<b>1'45.165</b>	3.111	0.415	12	157,193	<b>300,0</b>
17	84 R. RUSSO	ITA	Pedercini Racing SC-Project	Kawasaki ZX-10RR	<b>1'45.359</b>	3.305	0.194	10	156,904	<b>286,5</b>
18	37 O. JEZEK	CZE	Grillini Racing Team	Kawasaki ZX-10RR	<b>1'45.370</b>	3.316	0.011	11	156,887	<b>285,0</b>
19	121 A. ANDREOZZI	ITA	Guandalini Racing	Yamaha YZF R1	<b>1'45.534</b>	3.480	0.164	11	156,643	<b>290,3</b>
20	72 T. TAKAHASHI	JPN	Red Bull Honda World Superbike Team	Honda CBR1000RR	<b>1'45.775</b>	3.721	0.241	14	156,286	<b>300,0</b>
21	66 T. SYKES	GBR	Kawasaki Racing Team	Kawasaki ZX-10RR				0		

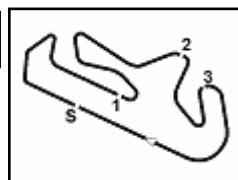
AIR	Humidity:	65%	Temp:	16°C
TRACK	Condition:	Dry	Temp:	22°C

Records	Pole (SP2)	2013 T.Sykes	1'41.360	163,090	Km/h
	Race (RC2)	2013 T.Sykes	1'42.475	161,320	Km/h
	Circuit (SP2)	2013 T.Sykes	1'41.360	163,090	Km/h

Start                      End                      The results are provisional until the end of the time limit for protests and appeals  
16/09/2017              09:05                      10:09                      and the completion of the technical checks.

These data/results cannot be reproduced, stored and/or transmitted in whole or in part by any manner of electronic, mechanical, photocopying, recording, broadcasting or otherwise now known or herein after developed without the previous express consent by the copyright owner, except for reproduction in daily press and regular printed publications on sale to the public within 60 days of the event related to those data/results and always provided that copyright symbol appears together as follows below.

© DORNA WSBK ORGANIZATION Srl 2017



## Portuguese Round, 15-16-17 September 2017

### World Superbike - Results Free Practice 3rd Session

#### Session Highlights

Local Time	No. Rider	Description
09.05.00		Start
09.07.17		RED FLAG
09.07.32	66 T. SYKES	Crashed - Turn 9
09.09.33	66 T. SYKES	Medical Centre
09.45.00		Session Restart
09.45.15		WorldSBK Pit Intervention Time: 59secs
09.50.18	84 R. RUSSO	On the Gravel - Re-Joined - Turn 5
09.51.43	35 R. DE ROSA	On the Gravel - Re-Joined - Turn 5
09.52.04	84 R. RUSSO	Crashed - Turn 5
09.52.18	84 R. RUSSO	Re-joined
09.52.39	35 R. DE ROSA	On the Gravel - Re-Joined - Turn 8
09.54.24	32 L. SAVADORI	On the Gravel - Re-Joined - Turn 1
09.54.44	35 R. DE ROSA	On the Gravel - Re-Joined - Turn 1
09.58.02	40 R. RAMOS	On the Gravel - Re-Joined - Turn 1
10.00.06		WorldSSP FP3 Pit Lane Will Open at 10:18
10.05.03	6 S. BRADL	On the Gravel - Re-Joined - Turn 1
10.05.40	40 R. RAMOS	On the Gravel - Re-Joined - Turn 5
10.09.30		End Of Session

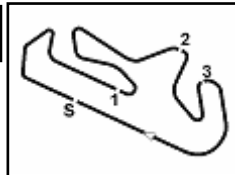
#### Fastest Laps Sequence

No.	Rider	Nat	Team	Bike	Local Time	Time	Gap	Avg
1	J. REA	GBR	Kawasaki Racing Team	Kawasaki ZX-10RR	09:48'31.247	<b>1'43.371</b>		159,921
1	J. REA	GBR	Kawasaki Racing Team	Kawasaki ZX-10RR	09:50'14.306	<b>1'43.059</b>	-0.312	160,405
1	J. REA	GBR	Kawasaki Racing Team	Kawasaki ZX-10RR	09:57'06.683	<b>1'42.915</b>	-0.144	160,630
1	J. REA	GBR	Kawasaki Racing Team	Kawasaki ZX-10RR	10:06'06.748	<b>1'42.054</b>	-0.861	161,985

16/09/2017      Start      End      The results are provisional until the end of the time limit for protests and appeals and the completion of the technical checks.  
09.05      10:09

These data/results cannot be reproduced, stored and/or transmitted in whole or in part by any manner of electronic, mechanical, photocopying, recording, broadcasting or otherwise now known or herein after developed without the previous express consent by the copyright owner, except for reproduction in daily press and regular printed publications on sale to the public within 60 days of the event related to those data/results and always provided that copyright symbol appears together as follows below.

© DORNA WSBK ORGANIZATION Srl 2017



## Portuguese Round, 15-16-17 September 2017 World Superbike - Best Sector & Speed Free Practice 3rd Session

Portimao 4.592 m

BEST LAP			
1	1 J. REA	Kawasaki ZX-10RR	1'42.054
2	7 C. DAVIES	Ducati Panigale R	1'42.818
3	2 L. CAMIER	MV Agusta 1000 F4	1'43.378
4	60 M. VAN DER MARK	Yamaha YZF R1	1'43.486
5	22 A. LOWES	Yamaha YZF R1	1'43.627
6	50 E. LAVERTY	Aprilia RSV4 RF	1'43.632
7	32 L. SAVADORI	Aprilia RSV4 RF	1'43.697
8	81 J. TORRES	BMW S 1000 RR	1'43.754
9	36 L. MERCADO	Aprilia RSV4 RF	1'43.907
10	6 S. BRADL	Honda CBR1000RR	1'43.980
11	33 M. MELANDRI	Ducati Panigale R	1'44.136
12	86 A. BADOVINI	Kawasaki ZX-10RR	1'44.400
13	12 X. FORÉS	Ducati Panigale R	1'44.451
14	35 R. DE ROSA	BMW S 1000 RR	1'44.547
15	40 R. RAMOS	Kawasaki ZX-10RR	1'44.750
16	13 A. WEST	Kawasaki ZX-10RR	1'45.165
17	84 R. RUSSO	Kawasaki ZX-10RR	1'45.359
18	37 O. JEZEK	Kawasaki ZX-10RR	1'45.370
19	121 A. ANDREOZZI	Yamaha YZF R1	1'45.534
20	72 T. TAKAHASHI	Honda CBR1000RR	1'45.775
21	66 T. SYKES	Kawasaki ZX-10RR	

SPEED			
1	60 M. VAN DER MARK	Yamaha YZF R1	306,8
2	7 C. DAVIES	Ducati Panigale R	305,9
3	1 J. REA	Kawasaki ZX-10RR	305,1
4	50 E. LAVERTY	Aprilia RSV4 RF	304,2
5	6 S. BRADL	Honda CBR1000RR	304,2
6	33 M. MELANDRI	Ducati Panigale R	302,5
7	36 L. MERCADO	Aprilia RSV4 RF	302,5
8	35 R. DE ROSA	BMW S 1000 RR	301,7
9	72 T. TAKAHASHI	Honda CBR1000RR	300,0
10	32 L. SAVADORI	Aprilia RSV4 RF	300,0
11	81 J. TORRES	BMW S 1000 RR	300,0
12	13 A. WEST	Kawasaki ZX-10RR	300,0
13	22 A. LOWES	Yamaha YZF R1	299,2
14	12 X. FORÉS	Ducati Panigale R	298,3
15	86 A. BADOVINI	Kawasaki ZX-10RR	296,7
16	40 R. RAMOS	Kawasaki ZX-10RR	295,9
17	2 L. CAMIER	MV Agusta 1000 F4	295,1
18	121 A. ANDREOZZI	Yamaha YZF R1	290,3
19	84 R. RUSSO	Kawasaki ZX-10RR	286,5
20	37 O. JEZEK	Kawasaki ZX-10RR	285,0

SEG. 1			SEG. 2			SEG. 3			SEG. 4		
1	7 C. DAVIES	32.198	1	1 J. REA	29.522	1	1 J. REA	21.145	1	1 J. REA	19.122
2	1 J. REA	32.265	2	7 C. DAVIES	29.790	2	7 C. DAVIES	21.279	2	60 M. VAN DER MARK	19.221
3	50 E. LAVERTY	32.516	3	22 A. LOWES	29.809	3	81 J. TORRES	21.342	3	36 L. MERCADO	19.379
4	60 M. VAN DER MARK	32.519	4	2 L. CAMIER	29.890	4	2 L. CAMIER	21.374	4	81 J. TORRES	19.384
5	22 A. LOWES	32.597	5	81 J. TORRES	29.925	5	50 E. LAVERTY	21.375	5	6 S. BRADL	19.392
6	33 M. MELANDRI	32.628	6	60 M. VAN DER MARK	29.937	6	32 L. SAVADORI	21.382	6	7 C. DAVIES	19.398
7	2 L. CAMIER	32.647	7	32 L. SAVADORI	29.976	7	22 A. LOWES	21.437	7	32 L. SAVADORI	19.410
8	81 J. TORRES	32.695	8	50 E. LAVERTY	30.006	8	36 L. MERCADO	21.463	8	35 R. DE ROSA	19.421
9	36 L. MERCADO	32.732	9	36 L. MERCADO	30.011	9	60 M. VAN DER MARK	21.489	9	22 A. LOWES	19.422
10	6 S. BRADL	32.794	10	6 S. BRADL	30.094	10	12 X. FORÉS	21.529	10	2 L. CAMIER	19.426
11	72 T. TAKAHASHI	32.853	11	12 X. FORÉS	30.124	11	86 A. BADOVINI	21.581	11	86 A. BADOVINI	19.442
12	12 X. FORÉS	32.858	12	86 A. BADOVINI	30.161	12	33 M. MELANDRI	21.589	12	40 R. RAMOS	19.494
13	40 R. RAMOS	32.888	13	35 R. DE ROSA	30.194	13	6 S. BRADL	21.612	13	50 E. LAVERTY	19.514
14	32 L. SAVADORI	32.929	14	33 M. MELANDRI	30.202	14	40 R. RAMOS	21.632	14	13 A. WEST	19.610
15	35 R. DE ROSA	32.935	15	37 O. JEZEK	30.350	15	13 A. WEST	21.637	15	33 M. MELANDRI	19.642
16	84 R. RUSSO	33.009	16	40 R. RAMOS	30.366	16	35 R. DE ROSA	21.737	16	12 X. FORÉS	19.643
17	86 A. BADOVINI	33.085	17	13 A. WEST	30.460	17	37 O. JEZEK	21.765	17	84 R. RUSSO	19.659
18	13 A. WEST	33.167	18	121 A. ANDREOZZI	30.517	18	84 R. RUSSO	21.861	18	37 O. JEZEK	19.707
19	121 A. ANDREOZZI	33.436	19	84 R. RUSSO	30.543	19	121 A. ANDREOZZI	21.862	19	121 A. ANDREOZZI	19.719
20	37 O. JEZEK	33.524	20	72 T. TAKAHASHI	30.709	20	72 T. TAKAHASHI	21.870	20	72 T. TAKAHASHI	19.750

16/09/2017

These data/results cannot be reproduced, stored and/or transmitted in whole or in part by any manner of electronic, mechanical, photocopying, recording, broadcasting or otherwise now known or herein after developed without the previous express consent by the copyright owner, except for reproduction in daily press and regular printed publications on sale to the public within 60 days of the event related to those data/results and always provided that copyright symbol appears together as follows below.

© DORNA WSBK ORGANIZATION Srl 2017

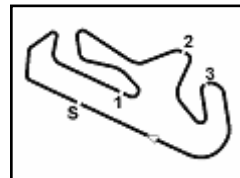
FICR PERUGIA TIMING



Official Tyre Supplier



Official Timekeeper



Portimao 4.592 m

## Portuguese Round, 15-16-17 September 2017

### World Superbike - Ideal Times Free Practice 3rd Session

Rider No.	Nat	Bike	Seg. 1 Diff. 1	Seg. 2 Diff. 2	Seg. 3 Diff. 3	Seg. 4 Diff. 4	Ideal Time			
							Best Lap	Pos.	Diff.	
1	1 J. REA	GBR	Kawasaki ZX-10RR	32.265	<b>29.522</b>	<b>21.145</b>	<b>19.122</b>	<b>1'42.054</b> 1'42.054	2	
2	7 C. DAVIES	GBR	Ducati Panigale R	<b>32.198</b> 0.071	29.790 0.009	21.279	19.398 0.073	<b>1'42.665</b> 1'42.818	3	0.153
3	60 M. VAN DER MARK	NED	Yamaha YZF R1	32.519 0.211	29.937	21.489 0.050	19.221 0.059	<b>1'43.166</b> 1'43.486	5	0.320
4	22 A. LOWES	GBR	Yamaha YZF R1	32.597	29.809 0.248	21.437 0.051	19.422 0.063	<b>1'43.265</b> 1'43.627	6	0.362
5	2 L. CAMIER	GBR	MV Agusta 1000 F4	32.647 0.041	29.890	21.374	19.426	<b>1'43.337</b> 1'43.378	4	0.041
6	81 J. TORRES	ESP	BMW S 1000 RR	32.695	29.925	21.342 0.246	19.384 0.162	<b>1'43.346</b> 1'43.754	9	0.408
7	50 E. LAVERTY	IRL	Aprilia RSV4 RF	32.516 0.044	30.006 0.098	21.375	19.514 0.079	<b>1'43.411</b> 1'43.632	7	0.221
8	36 L. MERCADO	ARG	Aprilia RSV4 RF	32.732 0.200	30.011 0.057	21.463 0.055	19.379 0.010	<b>1'43.585</b> 1'43.907	10	0.322
9	32 L. SAVADORI	ITA	Aprilia RSV4 RF	32.929	29.976	21.382	19.410	<b>1'43.697</b> 1'43.697	8	
10	6 S. BRADL	GER	Honda CBR1000RR	32.794 0.068	30.094	21.612	19.392 0.020	<b>1'43.892</b> 1'43.980	11	0.088
11	33 M. MELANDRI	ITA	Ducati Panigale R	32.628	30.202	21.589	19.642 0.075	<b>1'44.061</b> 1'44.136	12	0.075
12	12 X. FORÉS	ESP	Ducati Panigale R	32.858 0.042	30.124 0.160	21.529 0.012	19.643 0.083	<b>1'44.154</b> 1'44.451	14	0.297
13	86 A. BADOVINI	ITA	Kawasaki ZX-10RR	33.085	30.161	21.581	19.442 0.131	<b>1'44.269</b> 1'44.400	13	0.131
14	35 R. DE ROSA	ITA	BMW S 1000 RR	32.935 0.088	30.194	21.737 0.021	19.421 0.151	<b>1'44.287</b> 1'44.547	15	0.260
15	40 R. RAMOS	ESP	Kawasaki ZX-10RR	32.888 0.043	30.366 0.088	21.632 0.010	19.494 0.229	<b>1'44.380</b> 1'44.750	16	0.370
16	13 A. WEST	AUS	Kawasaki ZX-10RR	33.167	30.460 0.154	21.637 0.137	19.610	<b>1'44.874</b> 1'45.165	17	0.291
17	84 R. RUSSO	ITA	Kawasaki ZX-10RR	33.009 0.245	30.543	21.861	19.659 0.042	<b>1'45.072</b> 1'45.359	18	0.287
18	72 T. TAKAHASHI	JPN	Honda CBR1000RR	32.853 0.490	30.709	21.870	19.750 0.103	<b>1'45.182</b> 1'45.775	21	0.593
19	37 O. JEZEK	CZE	Kawasaki ZX-10RR	33.524 0.017	30.350	21.765	19.707 0.007	<b>1'45.346</b> 1'45.370	19	0.024
20	121 A. ANDREOZZI	ITA	Yamaha YZF R1	33.436	30.517	21.862	19.719	<b>1'45.534</b> 1'45.534	20	
<b>Overall Ideal Time</b>				32.198	29.522	21.145	19.122	<b>1'41.987</b>		

16/09/2017

These data/results cannot be reproduced, stored and/or transmitted in whole or in part by any manner of electronic, mechanical, photocopying, recording, broadcasting or otherwise now known or herein after developed without the previous express consent by the copyright owner, except for reproduction in daily press and regular printed publications on sale to the public within 60 days of the event related to those data/results and always provided that copyright symbol appears together as follows below.

© DORNA WSBK ORGANIZATION Srl 2017

FICR PERUGIA TIMING



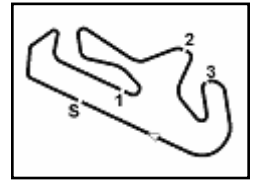
Official Tyre Supplier



Official Timekeeper







## Portuguese Round, 15-16-17 September 2017 World Superbike - Chronological Analysis Free Practice 3rd Session

17° 84 R. RUSSO (1'45.359)							
Lap	Seg.1	Seg.2	Seg.3	Seg.4	Lap Time	km/h	Local Time
1		32.651	23.102	20.107			9:07'05.643
2	33.858	43.944	24.709	30.508	2'13.019CP	276,2	9:09'18.662
3	36'28.494	32.361	29.887	20.467	37'51.209P		9:47'09.871
4	33.219	30.628	22.227	<b>19.659</b>	1'45.733	285,7	9:48'55.604
5	38.375	40.164	31.093	20.694	2'10.326	272,7	9:51'05.930
6	<b>33.009</b>	1'07.106	22.696	26.694	2'29.505P	283,5	9:53'35.435
7	4'02.029	32.210	24.558	19.888	5'18.685P		9:58'54.120
8	33.254	<b>30.543</b>	<b>21.861</b>	19.701	<b>1'45.359</b>	<b>286,5</b>	10:00'39.479
9	33.535	33.046	22.772	27.490	1'56.843P	285,0	10:02'36.322
10	2'35.679	36.185	21.961	19.685	3'53.510P		10:06'29.832
11	33.123	30.728	21.911	19.694	1'45.456	<b>286,5</b>	10:08'15.288

18° 37 O. JEZEK (1'45.370)							
Lap	Seg.1	Seg.2	Seg.3	Seg.4	Lap Time	km/h	Local Time
1		32.312	23.495	26.939			9:07'03.292
2	34.148	46.887	25.403	28.628	2'15.066CP	283,5	9:09'18.358
3	36'18.361	31.786	22.457	19.733	37'32.337P		9:46'50.695
4	33.910	30.761	21.980	19.849	1'46.500	<b>285,0</b>	9:48'37.195
5	33.824	30.631	21.913	19.715	1'46.083	281,3	9:50'23.278
6	39.927	31.230	23.890	27.075	2'02.122P	281,3	9:52'25.400
7	4'31.741	33.361	22.693	19.923	5'47.718P		9:58'13.118
8	33.541	<b>30.350</b>	<b>21.765</b>	19.714	<b>1'45.370</b>	279,8	9:59'58.488
9	<b>33.524</b>	30.385	21.782	19.813	1'45.504	282,0	10:01'43.992
10	35.679	33.155	23.612	26.388	1'58.834P	283,5	10:03'42.826
11	1'42.682	32.379	23.222	23.384	3'01.667P		10:06'44.493
12	33.577	30.529	21.895	<b>19.707</b>	1'45.708	<b>285,0</b>	10:08'30.201

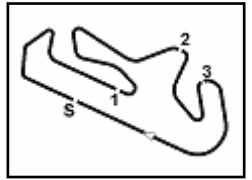
19° 121 A. ANDREOZZI (1'45.534)							
Lap	Seg.1	Seg.2	Seg.3	Seg.4	Lap Time	km/h	Local Time
1		35.294	24.754	21.092	C		9:07'26.962
2	39.446	47.716	27.271	29.242	2'23.675CP	246,6	9:09'50.637
3	35'54.814	33.694	24.193	20.358	37'13.059P		9:47'03.696
4	34.231	33.176	22.415	20.146	1'49.968	280,5	9:48'53.664
5	33.976	31.706	24.386	19.956	1'50.024	285,0	9:50'43.688
6	33.928	31.107	22.221	19.975	1'47.231	288,0	9:52'30.919
7	33.807	31.068	21.972	19.913	1'46.760	285,7	9:54'17.679
8	35.936	33.961	26.237	28.887	2'05.021P	<b>290,3</b>	9:56'22.700
9	6'02.218	34.163	22.820	19.970	7'19.171P		10:03'41.871
10	33.546	30.733	21.944	19.791	1'46.014	288,8	10:05'27.885
11	33.542	30.675	21.922	19.724	1'45.863	289,5	10:07'13.748
12	<b>33.436</b>	<b>30.517</b>	<b>21.862</b>	<b>19.719</b>	<b>1'45.534</b>	<b>290,3</b>	10:08'59.282

20° 72 T. TAKAHASHI (1'45.775)							
Lap	Seg.1	Seg.2	Seg.3	Seg.4	Lap Time	km/h	Local Time
1		34.685	25.139	20.805			9:07'14.609
2	41.742	51.992	26.582	30.190	2'30.506CP	285,0	9:09'45.115
3	36'04.151	33.793	23.624	20.171	37'21.739P		9:47'06.854
4	34.297	31.818	22.736	19.808	1'48.659	293,5	9:48'55.513
5	33.828	31.488	22.267	19.808	1'47.391	292,7	9:50'42.904
6	33.886	32.539	22.322	19.881	1'48.628	292,7	9:52'31.532
7	33.943	31.239	22.136	19.761	1'47.079	290,3	9:54'18.611
8	33.545	30.940	22.759	19.922	1'47.166	296,7	9:56'05.777
9	33.312	30.923	22.021	<b>19.750</b>	1'46.006	295,1	9:57'51.783
10	33.474	30.808	21.910	19.874	1'46.066	292,7	9:59'37.849
10	33.468	30.796	21.964	19.838	1'46.066	295,1	10:01'23.915
11	33.217	30.924	21.947	19.761	1'45.849	<b>300,0</b>	10:03'09.764
12	<b>32.853</b>	32.129	22.031	19.781	1'46.794	299,2	10:04'56.558
13	33.585	31.055	22.450	19.819	1'46.909	297,5	10:06'43.467
14	33.343	<b>30.709</b>	<b>21.870</b>	19.853	<b>1'45.775</b>	<b>300,0</b>	10:08'29.242

16/09/2017 P = Pits In/Out - C = Lap-Time Cancelled

These data/results cannot be reproduced, stored and/or transmitted in whole or in part by any manner of electronic, mechanical, photocopying, recording, broadcasting or otherwise now known or herein after developed without the previous express consent by the copyright owner, except for reproduction in daily press and regular printed publications on sale to the public within 60 days of the event related to those data/results and always provided that copyright symbol appears together as follows below.

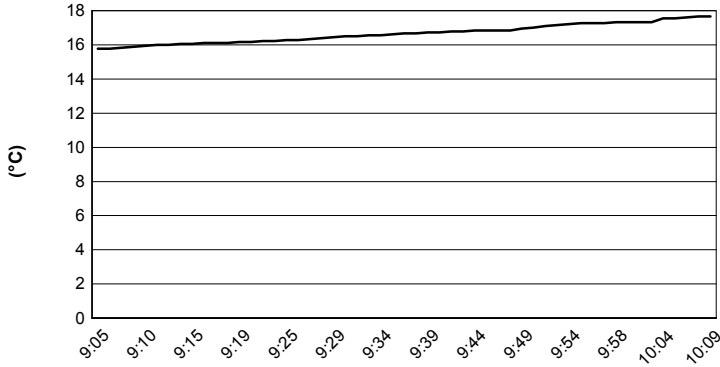
© DORNA WSBK ORGANIZATION Srl 2017



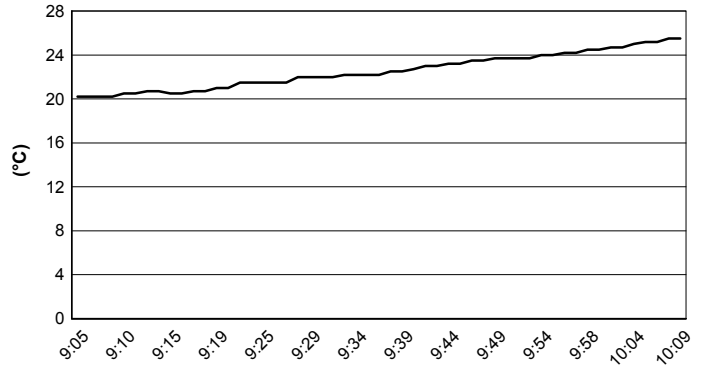
Portimao 4.592 m

**Portuguese Round, 15-16-17 September 2017**  
**World Superbike - Weather Report Free Practice 3rd Session**  
 Session started 09:05 - Session ended 10:09

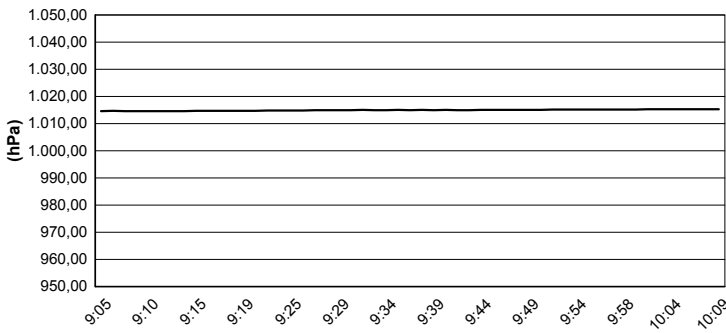
### Air Temperature



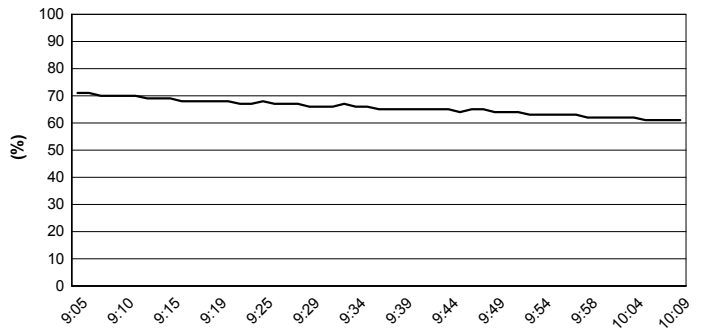
### Track Temperature



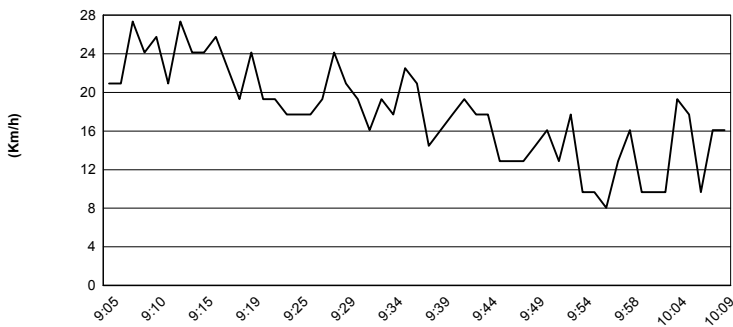
### Air Pressure



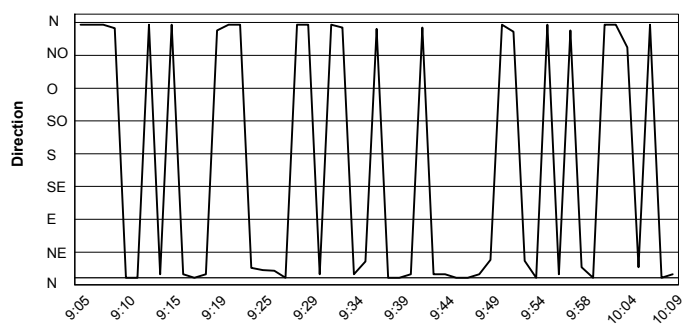
### Humidity



### Wind Speed



### Wind Direction



16/09/2017

These data/results cannot be reproduced, stored and/or transmitted in whole or in part by any manner of electronic, mechanical, photocopying, recording, broadcasting or otherwise now known or herein after developed without the previous express consent by the copyright owner, except for reproduction in daily press and regular printed publications on sale to the public within 60 days of the event related to those data/results and always provided that copyright symbol appears together as follows below.

© DORNA WSBK ORGANIZATION Srl 2017