

Portimao 4.592 m

1 / 2

Portuguese Round, 15-16-17 September 2017

World Superbike - Results Superpole 1

No.	Rider	Nat	Team	Bike	Time	Gap	Rel.	Laps	Speed	
									Avg	Max
1*	81 J. TORRES	ESP	Althea BMW Racing Team	BMW S 1000 RR	1'43.191			7	160,200	303,4
2*	12 X. FORÉS	ESP	BARNI Racing Team	Ducati Panigale R	1'43.481	0.290	0.290	6	159,751	300,0
3	36 L. MERCADO	ARG	IODARacing	Aprilia RSV4 RF	1'43.710	0.519	0.229	6	159,398	300,0
4	35 R. DE ROSA	ITA	Althea BMW Racing Team	BMW S 1000 RR	1'43.918	0.727	0.208	6	159,079	300,0
5	40 R. RAMOS	ESP	Team Kawasaki Go Eleven	Kawasaki ZX-10RR	1'44.120	0.929	0.202	6	158,771	295,1
6	84 R. RUSSO	ITA	Pedercini Racing SC-Project	Kawasaki ZX-10RR	1'44.253	1.062	0.133	5	158,568	291,9
7	13 A. WEST	AUS	Kawasaki Puccetti Racing	Kawasaki ZX-10RR	1'44.400	1.209	0.147	6	158,345	291,1
8	86 A. BADOVINI	ITA	Grillini Racing Team	Kawasaki ZX-10RR	1'44.865	1.674	0.465	6	157,643	299,2
9	121 A. ANDREOZZI	ITA	Guandalini Racing	Yamaha YZF R1	1'45.259	2.068	0.394	5	157,053	288,8
10	72 T. TAKAHASHI	JPN	Red Bull Honda World Superbike Team	Honda CBR1000RR	1'45.290	2.099	0.031	6	157,006	301,7
11	37 O. JEZEK	CZE	Grillini Racing Team	Kawasaki ZX-10RR	1'45.309	2.118	0.019	6	156,978	288,8

* Qualified to Superpole 2

AIR	Humidity:	47%	Temp:	20°C
TRACK	Condition:	Dry	Temp:	34°C

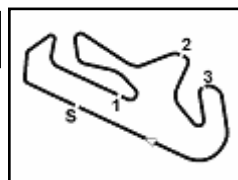
Records	Pole (SP2)	2013	T.Sykes	1'41.360	163,090	Km/h
	Race (RC2)	2013	T.Sykes	1'42.475	161,320	Km/h
	Circuit (SP2)	2013	T.Sykes	1'41.360	163,090	Km/h

Start 11:40
End 11:56

The results are provisional until the end of the time limit for protests and appeals and the completion of the technical checks.

These data/results cannot be reproduced, stored and/or transmitted in whole or in part by any manner of electronic, mechanical, photocopying, recording, broadcasting or otherwise now known or herein after developed without the previous express consent by the copyright owner, except for reproduction in daily press and regular printed publications on sale to the public within 60 days of the event related to those data/results and always provided that copyright symbol appears together as follows below.

© DORNA WSBK ORGANIZATION Srl 2017



Portuguese Round, 15-16-17 September 2017

World Superbike - Results Superpole 1

Session Highlights

Local Time	No. Rider	Description
11.40.00		Start
11.42.40	86 A. BADOVINI	On the Gravel - Re-Joined - Turn 1
11.44.20	84 R. RUSSO	On the Gravel - Re-Joined - Turn 1
11.51.16	84 R. RUSSO	On the Gravel - Turn 5
11.51.17	37 O. JEZEK	On the Gravel - Turn 5
11.51.51	84 R. RUSSO	On the Gravel - Re-Joined - Turn 10
11.56.50		End Of Session

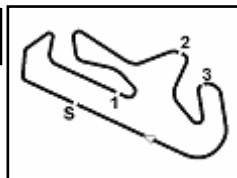
Fastest Laps Sequence

No.	Rider	Nat	Team	Bike	Local Time	Time	Gap	Avg
81	J. TORRES	ESP	Althea BMW Racing Team	BMW S 1000 RR	11:43'35.886	1'44.126		158,762
40	R. RAMOS	ESP	Team Kawasaki Go Eleven	Kawasaki ZX-10RR	11:43'37.468	1'44.120	-0.006	158,771
81	J. TORRES	ESP	Althea BMW Racing Team	BMW S 1000 RR	11:45'19.696	1'43.810	-0.310	159,245
36	L. MERCADO	ARG	IODARacing	Aprilia RSV4 RF	11:45'48.108	1'43.752	-0.058	159,334
12	X. FORÉS	ESP	BARNI Racing Team	Ducati Panigale R	11:54'11.190	1'43.700	-0.052	159,414
81	J. TORRES	ESP	Althea BMW Racing Team	BMW S 1000 RR	11:54'48.433	1'43.191	-0.509	160,200

16/09/2017 Start End The results are provisional until the end of the time limit for protests and appeals and the completion of the technical checks.

These data/results cannot be reproduced, stored and/or transmitted in whole or in part by any manner of electronic, mechanical, photocopying, recording, broadcasting or otherwise now known or herein after developed without the previous express consent by the copyright owner, except for reproduction in daily press and regular printed publications on sale to the public within 60 days of the event related to those data/results and always provided that copyright symbol appears together as follows below.

© DORNA WSBK ORGANIZATION Srl 2017



Portimao 4.592 m

Portuguese Round, 15-16-17 September 2017 World Superbike - Best Sector & Speed Superpole 1

BEST LAP			
1	81 J. TORRES	BMW S 1000 RR	1'43.191
2	12 X. FORÉS	Ducati Panigale R	1'43.481
3	36 L. MERCADO	Aprilia RSV4 RF	1'43.710
4	35 R. DE ROSA	BMW S 1000 RR	1'43.918
5	40 R. RAMOS	Kawasaki ZX-10RR	1'44.120
6	84 R. RUSSO	Kawasaki ZX-10RR	1'44.253
7	13 A. WEST	Kawasaki ZX-10RR	1'44.400
8	86 A. BADOVINI	Kawasaki ZX-10RR	1'44.865
9	121 A. ANDREOZZI	Yamaha YZF R1	1'45.259
10	72 T. TAKAHASHI	Honda CBR1000RR	1'45.290
11	37 O. JEZEK	Kawasaki ZX-10RR	1'45.309

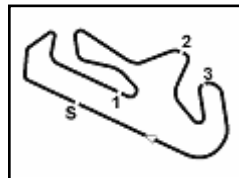
SPEED			
1	81 J. TORRES	BMW S 1000 RR	303,4
2	72 T. TAKAHASHI	Honda CBR1000RR	301,7
3	35 R. DE ROSA	BMW S 1000 RR	300,0
4	36 L. MERCADO	Aprilia RSV4 RF	300,0
5	12 X. FORÉS	Ducati Panigale R	300,0
6	86 A. BADOVINI	Kawasaki ZX-10RR	299,2
7	40 R. RAMOS	Kawasaki ZX-10RR	295,1
8	84 R. RUSSO	Kawasaki ZX-10RR	291,9
9	13 A. WEST	Kawasaki ZX-10RR	291,1
10	121 A. ANDREOZZI	Yamaha YZF R1	288,8
11	37 O. JEZEK	Kawasaki ZX-10RR	288,8

SEG. 1			SEG. 2			SEG. 3			SEG. 4		
1	81 J. TORRES	32.620	1	81 J. TORRES	29.835	1	81 J. TORRES	21.257	1	35 R. DE ROSA	19.240
2	12 X. FORÉS	32.708	2	36 L. MERCADO	29.929	2	12 X. FORÉS	21.323	2	40 R. RAMOS	19.281
3	36 L. MERCADO	32.793	3	12 X. FORÉS	29.940	3	36 L. MERCADO	21.395	3	84 R. RUSSO	19.294
4	35 R. DE ROSA	32.844	4	35 R. DE ROSA	30.102	4	40 R. RAMOS	21.401	4	81 J. TORRES	19.295
5	40 R. RAMOS	32.883	5	84 R. RUSSO	30.127	5	35 R. DE ROSA	21.444	5	13 A. WEST	19.356
6	84 R. RUSSO	33.041	6	40 R. RAMOS	30.304	6	13 A. WEST	21.504	6	86 A. BADOVINI	19.438
7	13 A. WEST	33.155	7	13 A. WEST	30.313	7	84 R. RUSSO	21.572	7	36 L. MERCADO	19.439
8	121 A. ANDREOZZI	33.198	8	37 O. JEZEK	30.347	8	86 A. BADOVINI	21.613	8	72 T. TAKAHASHI	19.464
9	72 T. TAKAHASHI	33.205	9	86 A. BADOVINI	30.358	9	121 A. ANDREOZZI	21.751	9	12 X. FORÉS	19.487
10	86 A. BADOVINI	33.221	10	121 A. ANDREOZZI	30.419	10	37 O. JEZEK	21.782	10	37 O. JEZEK	19.572
11	37 O. JEZEK	33.508	11	72 T. TAKAHASHI	30.616	11	72 T. TAKAHASHI	21.908	11	121 A. ANDREOZZI	19.616

16/09/2017

These data/results cannot be reproduced, stored and/or transmitted in whole or in part by any manner of electronic, mechanical, photocopying, recording, broadcasting or otherwise now known or herein after developed without the previous express consent by the copyright owner, except for reproduction in daily press and regular printed publications on sale to the public within 60 days of the event related to those data/results and always provided that copyright symbol appears together as follows below.

© DORNA WSBK ORGANIZATION Srl 2017



Portimao 4.592 m

Portuguese Round, 15-16-17 September 2017

World Superbike - Ideal Times Superpole 1

Rider No.	Nat	Bike	Seg. 1 Diff. 1	Seg. 2 Diff. 2	Seg. 3 Diff. 3	Seg. 4 Diff. 4	Ideal Time				
							Best Lap	Pos.	Diff.		
1	81	J. TORRES	ESP	BMW S 1000 RR	32.620 0.060	29.835	21.257	19.295 0.124	1'43.007 1'43.191	1	0.184
2	12	X. FORÉS	ESP	Ducati Panigale R	32.708	29.940	21.323	19.487 0.023	1'43.458 1'43.481	2	0.023
3	36	L. MERCADO	ARG	Aprilia RSV4 RF	32.793 0.080	29.929	21.395	19.439 0.074	1'43.556 1'43.710	3	0.154
4	35	R. DE ROSA	ITA	BMW S 1000 RR	32.844 0.199	30.102	21.444 0.086	19.240 0.003	1'43.630 1'43.918	4	0.288
5	40	R. RAMOS	ESP	Kawasaki ZX-10RR	32.883 0.092	30.304	21.401	19.281 0.159	1'43.869 1'44.120	5	0.251
6	84	R. RUSSO	ITA	Kawasaki ZX-10RR	33.041	30.127 0.009	21.572	19.294 0.210	1'44.034 1'44.253	6	0.219
7	13	A. WEST	AUS	Kawasaki ZX-10RR	33.155	30.313 0.006	21.504 0.066	19.356	1'44.328 1'44.400	7	0.072
8	86	A. BADOVINI	ITA	Kawasaki ZX-10RR	33.221 0.026	30.358	21.613	19.438 0.209	1'44.630 1'44.865	8	0.235
9	121	A. ANDREOZZI	ITA	Yamaha YZF R1	33.198	30.419 0.175	21.751 0.090	19.616 0.010	1'44.984 1'45.259	9	0.275
10	72	T. TAKAHASHI	JPN	Honda CBR1000RR	33.205	30.616	21.908	19.464 0.097	1'45.193 1'45.290	10	0.097
11	37	O. JEZEK	CZE	Kawasaki ZX-10RR	33.508 0.076	30.347	21.782 0.024	19.572	1'45.209 1'45.309	11	0.100
Overall Ideal Time					32.620	29.835	21.257	19.240	1'42.952		

16/09/2017

These data/results cannot be reproduced, stored and/or transmitted in whole or in part by any manner of electronic, mechanical, photocopying, recording, broadcasting or otherwise now known or herein after developed without the previous express consent by the copyright owner, except for reproduction in daily press and regular printed publications on sale to the public within 60 days of the event related to those data/results and always provided that copyright symbol appears together as follows below.

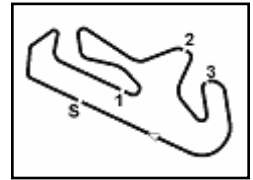
© DORNA WSBK ORGANIZATION Srl 2017

PIRELLI PERUGIA TIMING


Official Tyre Supplier



Official Timekeeper



Portimao 4.592 m

Portuguese Round, 15-16-17 September 2017 World Superbike - Chronological Analysis Superpole 1

1° 81 J. TORRES (1'43.191)							
Lap	Seg.1	Seg.2	Seg.3	Seg.4	Lap Time	km/h	Local Time
1		31.534	21.619	19.456			11:41'51.760
2	32.820	30.458	21.372	19.476	1'44.126	298,3	11:43'35.886
3	32.871	29.975	21.566	19.398	1'43.810	300,8	11:45'19.696
4	33.462	30.648	21.738	27.464	1'53.312P	298,3	11:47'13.008
5	2'57.469	30.238	21.437	19.295	4'08.439P		11:51'21.447
6	33.059	29.984	21.261	19.491	1'43.795	300,8	11:53'05.242
7	32.680	29.835	21.257	19.419	1'43.191	295,9	11:54'48.433
8	32.620	30.019	23.141	19.398	1'45.178	303,4	11:56'33.611

2° 12 X. FORÉS (1'43.481)							
Lap	Seg.1	Seg.2	Seg.3	Seg.4	Lap Time	km/h	Local Time
1		30.623	23.788	19.554			11:41'58.565
2	33.014	30.244	21.647	19.595	1'44.500	300,0	11:43'43.065
3	32.835	30.203	21.376	19.661	1'44.075	296,7	11:45'27.140
4	32.919	30.377	21.683	27.119	1'52.098P	297,5	11:47'19.238
5	3'47.206	33.119	28.304	19.623	5'08.252P		11:52'27.490
6	32.856	29.947	21.410	19.487	1'43.700	295,9	11:54'11.190
7	32.708	29.940	21.323	19.510	1'43.481	297,5	11:55'54.671

3° 36 L. MERCADO (1'43.710)							
Lap	Seg.1	Seg.2	Seg.3	Seg.4	Lap Time	km/h	Local Time
1		31.118	21.960	19.552			11:42'20.031
2	32.961	30.225	21.687	19.452	1'44.325	298,3	11:44'04.356
3	32.793	30.085	21.435	19.439	1'43.752	300,0	11:45'48.108
4	32.969	31.791	21.788	25.821	1'52.369P	294,3	11:47'40.477
5	3'27.793	32.713	24.116	19.760	4'44.382P		11:52'24.859
6	32.875	30.049	21.536	19.501	1'43.961	298,3	11:54'08.820
7	32.873	29.929	21.395	19.513	1'43.710	297,5	11:55'52.530

4° 35 R. DE ROSA (1'43.918)							
Lap	Seg.1	Seg.2	Seg.3	Seg.4	Lap Time	km/h	Local Time
1		31.820	22.116	19.406			11:41'52.692
2	32.956	30.345	21.555	19.325	1'44.181	298,3	11:43'36.873
3	33.012	34.036	26.860	30.182	2'04.090P	296,7	11:45'40.963
4	4'29.998	30.300	21.444	19.240	5'40.982P		11:51'21.945
5	33.043	30.102	21.530	19.243	1'43.918	295,9	11:53'05.863
6	32.844	30.160	21.835	19.509	1'44.348	300,0	11:54'50.211
7	38.050	33.425	23.177	21.007	1'55.659	279,1	11:56'45.870

5° 40 R. RAMOS (1'44.120)							
Lap	Seg.1	Seg.2	Seg.3	Seg.4	Lap Time	km/h	Local Time
1		30.832	21.953	19.281			11:41'53.348
2	32.975	30.304	21.401	19.440	1'44.120	282,7	11:43'37.468
3	32.991	30.320	21.651	19.588	1'44.550	290,3	11:45'22.018
4	33.989	30.584	21.988	26.365	1'52.926P	279,8	11:47'14.944
5	3'17.829	31.510	33.931	24.207	4'47.477P		11:52'02.421
6	34.948	39.317	24.154	19.931	1'58.350	282,0	11:54'00.771
7	32.883	32.865	23.018	23.323	1'52.089	295,1	11:55'52.860

6° 84 R. RUSSO (1'44.253)							
Lap	Seg.1	Seg.2	Seg.3	Seg.4	Lap Time	km/h	Local Time
1		32.195	22.693	19.496			11:41'53.221
2	33.419	30.563	21.612	19.294	1'44.888	270,7	11:43'38.109
3	43.446	33.968	23.051	27.836	2'08.301P	291,1	11:45'46.410
4	4'32.381	38.521	37.237	21.435	6'09.574P		11:51'55.984
5	33.041	30.136	21.572	19.504	1'44.253	286,5	11:53'40.237
6	33.070	30.127	21.652	19.467	1'44.316	291,9	11:55'24.553

7° 13 A. WEST (1'44.400)							
Lap	Seg.1	Seg.2	Seg.3	Seg.4	Lap Time	km/h	Local Time
1		31.694	22.525	19.570			11:41'53.962
2	33.155	30.319	21.570	19.356	1'44.400	285,0	11:43'38.362

3	33.284	30.465	21.504	19.465	1'44.718	291,1	11:45'23.080
4	33.662	30.740	21.785	26.102	1'52.289P	285,0	11:47'15.369
5	3'24.591	31.517	27.391	24.148	4'47.647P		11:52'03.016
6	35.179	37.206	26.382	19.981	1'58.748	283,5	11:54'01.764
7	33.187	30.313	21.633	19.731	1'44.864	290,3	11:55'46.628

8° 86 A. BADOVINI (1'44.865)							
Lap	Seg.1	Seg.2	Seg.3	Seg.4	Lap Time	km/h	Local Time
1		31.752	22.130	19.438			11:41'52.922
2	39.827	31.204	22.520	19.791	1'53.342	299,2	11:43'46.264
3	33.426	30.567	21.796	19.628	1'45.417	293,5	11:45'31.681
4	33.448	30.677	21.816	27.223	1'53.164P	295,1	11:47'24.845
5	3'05.611	33.796	23.930	19.976	4'23.313P		11:51'48.158
6	33.221	30.387	21.714	19.625	1'44.947	292,7	11:53'33.105
7	33.247	30.358	21.613	19.647	1'44.865	293,5	11:55'17.970

9° 121 A. ANDREOZZI (1'45.259)							
Lap	Seg.1	Seg.2	Seg.3	Seg.4	Lap Time	km/h	Local Time
1		31.691	22.392	20.050			11:41'56.716
2	33.946	30.906	21.999	19.761	1'46.612	286,5	11:43'43.328
3	39.411	33.296	23.526	27.982	2'04.215P	276,2	11:45'47.543
4	4'44.301	33.061	27.677	24.324	6'09.363P		11:51'56.906
5	34.124	30.419	21.751	19.616	1'45.910	272,0	11:53'42.816
6	33.198	30.594	21.841	19.626	1'45.259	288,8	11:55'28.075

10° 72 T. TAKAHASHI (1'45.290)							
Lap	Seg.1	Seg.2	Seg.3	Seg.4	Lap Time	km/h	Local Time
1		32.232	22.724	19.878			11:42'02.617
2	33.781	31.221	22.018	19.464	1'46.484	297,5	11:43'49.101
3	33.280	30.989	22.693	19.809	1'46.771	299,2	11:45'35.872
4	35.985	31.301	22.466	26.207	1'55.959P	301,7	11:47'31.831
5	3'11.447	31.485	22.562	19.703	4'25.197P		11:51'57.028
6	33.230	30.701	22.000	19.598	1'45.529	295,9	11:53'42.557
7	33.205	30.616	21.908	19.561	1'45.290	300,8	11:55'27.847

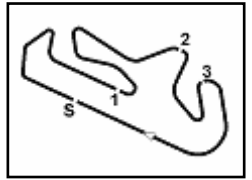
11° 37 O. JEZEK (1'45.309)							
Lap	Seg.1	Seg.2	Seg.3	Seg.4	Lap Time	km/h	Local Time
1		31.860	22.710	19.972			11:41'56.248
2	33.790	30.744	21.782	19.711	1'46.027	288,8	11:43'42.275
3	33.749	30.872	22.041	19.691	1'46.353	288,8	11:45'28.628
4	34.347	31.199	22.097	26.430	1'54.073P	283,5	11:47'22.701
5	3'25.477	37.809	22.477	19.817	4'45.580P		11:52'08.281
6	33.508	34.362	25.933	19.841	1'53.644	285,7	11:54'01.925
7	33.584	30.347	21.806	19.572	1'45.309	288,8	11:55'47.234

16/09/2017

P = Pits In/Out - C = Lap-Time Cancelled

These data/results cannot be reproduced, stored and/or transmitted in whole or in part by any manner of electronic, mechanical, photocopying, recording, broadcasting or otherwise now known or herein after developed without the previous express consent by the copyright owner, except for reproduction in daily press and regular printed publications on sale to the public within 60 days of the event related to those data/results and always provided that copyright symbol appears together as follows below.

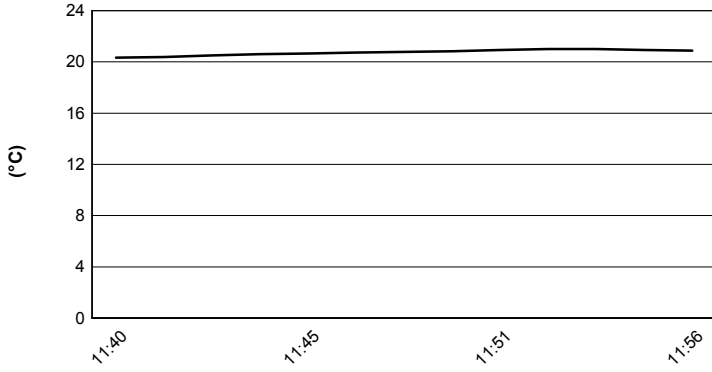
© DORNA WSBK ORGANIZATION Srl 2017



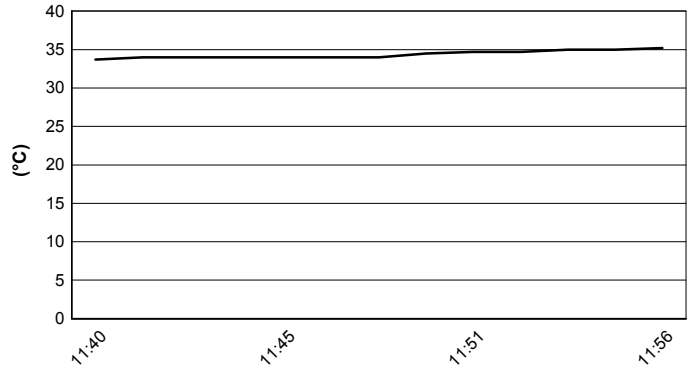
Portimao 4.592 m

Portuguese Round, 15-16-17 September 2017
World Superbike - Weather Report Superpole 1
 Session started 11:40 - Session ended 11:56


Air Temperature



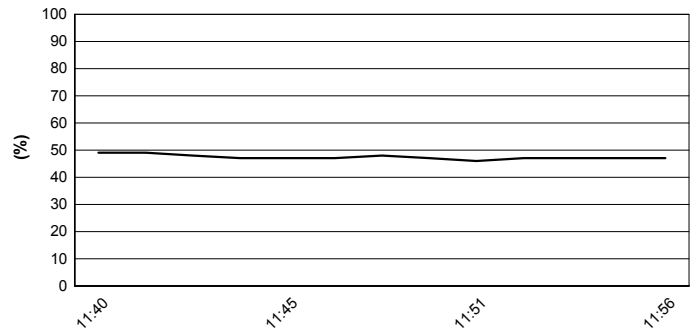
Track Temperature



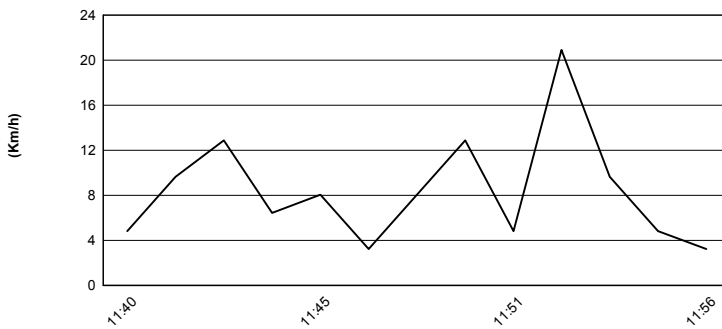
Air Pressure



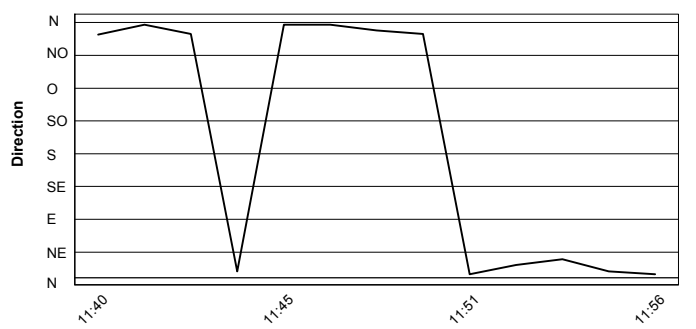
Humidity



Wind Speed



Wind Direction



16/09/2017

These data/results cannot be reproduced, stored and/or transmitted in whole or in part by any manner of electronic, mechanical, photocopying, recording, broadcasting or otherwise now known or herein after developed without the previous express consent by the copyright owner, except for reproduction in daily press and regular printed publications on sale to the public within 60 days of the event related to those data/results and always provided that copyright symbol appears together as follows below.

© DORNA WSBK ORGANIZATION Srl 2017