

Portuguese Round, 15-16-17 September 2017

World Superbike - Results Warm Up

Portimao 4.592 m

1 / 2

No.	Rider	Nat	Team	Bike	Time	Gap	Rel.	Laps	Speed	
									Avg	Max
1	7 C. DAVIES	GBR	Aruba.it Racing - Ducati	Ducati Panigale R	1'42.396			8	161,444	305,1
2	1 J. REA	GBR	Kawasaki Racing Team	Kawasaki ZX-10RR	1'42.560	0.164	0.164	8	161,186	308,6
3	50 E. LAVERTY	IRL	Milwaukee Aprilia	Aprilia RSV4 RF	1'42.730	0.334	0.170	8	160,919	306,8
4	2 L. CAMIER	GBR	MV Agusta Reparto Corse	MV Agusta 1000 F4	1'43.161	0.765	0.431	8	160,247	303,4
5	81 J. TORRES	ESP	Althea BMW Racing Team	BMW S 1000 RR	1'43.291	0.895	0.130	8	160,045	306,8
6	60 M. VAN DER MARK	NED	Pata Yamaha Official WorldSBK Team	Yamaha YZF R1	1'43.314	0.918	0.023	8	160,009	307,7
7	22 A. LOWES	GBR	Pata Yamaha Official WorldSBK Team	Yamaha YZF R1	1'43.320	0.924	0.006	8	160,000	306,8
8	33 M. MELANDRI	ITA	Aruba.it Racing - Ducati	Ducati Panigale R	1'43.445	1.049	0.125	8	159,807	309,5
9	36 L. MERCADO	ARG	IODARacing	Aprilia RSV4 RF	1'43.674	1.278	0.229	8	159,454	301,7
10	32 L. SAVADORI	ITA	Milwaukee Aprilia	Aprilia RSV4 RF	1'43.683	1.287	0.009	8	159,440	308,6
11	12 X. FORÉS	ESP	BARNI Racing Team	Ducati Panigale R	1'43.845	1.449	0.162	8	159,191	309,5
12	35 R. DE ROSA	ITA	Althea BMW Racing Team	BMW S 1000 RR	1'44.071	1.675	0.226	4	158,845	297,5
13	40 R. RAMOS	ESP	Team Kawasaki Go Eleven	Kawasaki ZX-10RR	1'44.235	1.839	0.164	8	158,595	297,5
14	13 A. WEST	AUS	Kawasaki Puccetti Racing	Kawasaki ZX-10RR	1'44.425	2.029	0.190	8	158,307	299,2
15	86 A. BADOVINI	ITA	Grillini Racing Team	Kawasaki ZX-10RR	1'44.835	2.439	0.410	6	157,688	292,7
16	84 R. RUSSO	ITA	Pedercini Racing SC-Project	Kawasaki ZX-10RR	1'44.946	2.550	0.111	7	157,521	285,0
17	37 O. JEZEK	CZE	Grillini Racing Team	Kawasaki ZX-10RR	1'44.979	2.583	0.033	7	157,471	294,3
18	121 A. ANDREOZZI	ITA	Guandalini Racing	Yamaha YZF R1	1'45.427	3.031	0.448	8	156,802	295,9
19	72 T. TAKAHASHI	JPN	Red Bull Honda World Superbike Team	Honda CBR1000RR	1'45.519	3.123	0.092	8	156,666	305,9
20	6 S. BRADL	GER	Red Bull Honda World Superbike Team	Honda CBR1000RR	1'45.549	3.153	0.030	6	156,621	300,8

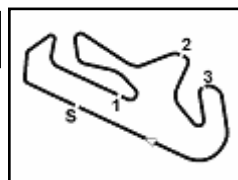
AIR	Humidity:	38%	Temp:	20°C
TRACK	Condition:	Dry	Temp:	25°C

Records	Pole (SP2)	2013 T.Sykes	1'41.360	163,090	Km/h
	Race (RC2)	2013 T.Sykes	1'42.475	161,320	Km/h
	Circuit (SP2)	2013 T.Sykes	1'41.360	163,090	Km/h

Start 17/09/2017 09:50 End 10:07 The results are provisional until the end of the time limit for protests and appeals and the completion of the technical checks.

These data/results cannot be reproduced, stored and/or transmitted in whole or in part by any manner of electronic, mechanical, photocopying, recording, broadcasting or otherwise now known or herein after developed without the previous express consent by the copyright owner, except for reproduction in daily press and regular printed publications on sale to the public within 60 days of the event related to those data/results and always provided that copyright symbol appears together as follows below.

© DORNA WSBK ORGANIZATION Srl 2017



Portuguese Round, 15-16-17 September 2017

World Superbike - Results Warm Up

Session Highlights

Local Time	No. Rider	Description
09.50.00		Start
09.52.55	84 R. RUSSO	Check Transponder Battery
09.53.08	72 T. TAKAHASHI	On the Gravel - Re-Joined - Turn 1
09.53.09	36 L. MERCADO	On the Gravel - Re-Joined - Turn 1
09.53.10	121 A. ANDREOZZI	On the Gravel - Re-Joined - Turn 1
09.54.46	36 L. MERCADO	On the Gravel - Re-Joined - Turn 1
09.55.44	35 R. DE ROSA	Technical Problem - Turn 8
09.56.36	35 R. DE ROSA	Re-joined
09.57.44		WorldSBK Pit Intervention Time: 59secs
09.58.17	7 C. DAVIES	On the Gravel - Re-Joined - Turn 1
09.58.43	6 S. BRADL	On the Gravel - Re-Joined - Turn 1
10.01.29	6 S. BRADL	On the Gravel - Re-Joined - Turn 1
10.01.35	86 A. BADOVINI	On the Gravel - Turn 1
10.02.04	2 L. CAMIER	On the Gravel - Re-Joined - Turn 1
10.03.21	84 R. RUSSO	On the Gravel - Re-Joined - Turn 1
10.07.06		End Of Session

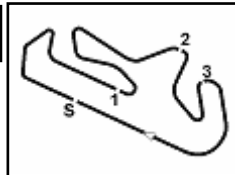
Fastest Laps Sequence

No.	Rider	Nat	Team	Bike	Local Time	Time	Gap	Avg
1	J. REA	GBR	Kawasaki Racing Team	Kawasaki ZX-10RR	09:53'29.683	1'43.348		159,957
50	E. LAVERTY	IRL	Milwaukee Aprilia	Aprilia RSV4 RF	09:53'29.832	1'42.929	-0.419	160,608
1	J. REA	GBR	Kawasaki Racing Team	Kawasaki ZX-10RR	09:55'12.390	1'42.707	-0.222	160,955
1	J. REA	GBR	Kawasaki Racing Team	Kawasaki ZX-10RR	09:58'39.065	1'42.560	-0.147	161,186
7	C. DAVIES	GBR	Aruba.it Racing - Ducati	Ducati Panigale R	10:02'59.084	1'42.396	-0.164	161,444

Start 17/09/2017 09:50 End 10:07 The results are provisional until the end of the time limit for protests and appeals and the completion of the technical checks.

These data/results cannot be reproduced, stored and/or transmitted in whole or in part by any manner of electronic, mechanical, photocopying, recording, broadcasting or otherwise now known or herein after developed without the previous express consent by the copyright owner, except for reproduction in daily press and regular printed publications on sale to the public within 60 days of the event related to those data/results and always provided that copyright symbol appears together as follows below.

© DORNA WSBK ORGANIZATION Srl 2017



Portimao 4.592 m

Portuguese Round, 15-16-17 September 2017 World Superbike - Best Sector & Speed Warm Up

BEST LAP			
1	7 C. DAVIES	Ducati Panigale R	1'42.396
2	1 J. REA	Kawasaki ZX-10RR	1'42.560
3	50 E. LAVERTY	Aprilia RSV4 RF	1'42.730
4	2 L. CAMIER	MV Agusta 1000 F4	1'43.161
5	81 J. TORRES	BMW S 1000 RR	1'43.291
6	60 M. VAN DER MARK	Yamaha YZF R1	1'43.314
7	22 A. LOWES	Yamaha YZF R1	1'43.320
8	33 M. MELANDRI	Ducati Panigale R	1'43.445
9	36 L. MERCADO	Aprilia RSV4 RF	1'43.674
10	32 L. SAVADORI	Aprilia RSV4 RF	1'43.683
11	12 X. FORÉS	Ducati Panigale R	1'43.845
12	35 R. DE ROSA	BMW S 1000 RR	1'44.071
13	40 R. RAMOS	Kawasaki ZX-10RR	1'44.235
14	13 A. WEST	Kawasaki ZX-10RR	1'44.425
15	86 A. BADOVINI	Kawasaki ZX-10RR	1'44.835
16	84 R. RUSSO	Kawasaki ZX-10RR	1'44.946
17	37 O. JEZEK	Kawasaki ZX-10RR	1'44.979
18	121 A. ANDREOZZI	Yamaha YZF R1	1'45.427
19	72 T. TAKAHASHI	Honda CBR1000RR	1'45.519
20	6 S. BRADL	Honda CBR1000RR	1'45.549

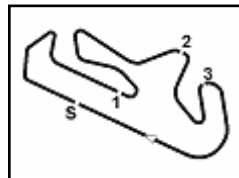
SPEED			
1	33 M. MELANDRI	Ducati Panigale R	309,5
2	12 X. FORÉS	Ducati Panigale R	309,5
3	32 L. SAVADORI	Aprilia RSV4 RF	308,6
4	1 J. REA	Kawasaki ZX-10RR	308,6
5	60 M. VAN DER MARK	Yamaha YZF R1	307,7
6	22 A. LOWES	Yamaha YZF R1	306,8
7	81 J. TORRES	BMW S 1000 RR	306,8
8	50 E. LAVERTY	Aprilia RSV4 RF	306,8
9	72 T. TAKAHASHI	Honda CBR1000RR	305,9
10	7 C. DAVIES	Ducati Panigale R	305,1
11	2 L. CAMIER	MV Agusta 1000 F4	303,4
12	36 L. MERCADO	Aprilia RSV4 RF	301,7
13	6 S. BRADL	Honda CBR1000RR	300,8
14	13 A. WEST	Kawasaki ZX-10RR	299,2
15	35 R. DE ROSA	BMW S 1000 RR	297,5
16	40 R. RAMOS	Kawasaki ZX-10RR	297,5
17	121 A. ANDREOZZI	Yamaha YZF R1	295,9
18	37 O. JEZEK	Kawasaki ZX-10RR	294,3
19	86 A. BADOVINI	Kawasaki ZX-10RR	292,7
20	84 R. RUSSO	Kawasaki ZX-10RR	285,0

SEG. 1			SEG. 2			SEG. 3			SEG. 4		
1	7 C. DAVIES	32.203	1	7 C. DAVIES	29.707	1	50 E. LAVERTY	21.096	1	50 E. LAVERTY	18.976
2	1 J. REA	32.475	2	50 E. LAVERTY	29.832	2	1 J. REA	21.134	2	1 J. REA	19.034
3	22 A. LOWES	32.514	3	1 J. REA	29.833	3	7 C. DAVIES	21.216	3	60 M. VAN DER MARK	19.065
4	33 M. MELANDRI	32.558	4	22 A. LOWES	29.859	4	2 L. CAMIER	21.223	4	2 L. CAMIER	19.109
5	12 X. FORÉS	32.560	5	2 L. CAMIER	29.918	5	33 M. MELANDRI	21.315	5	81 J. TORRES	19.202
6	50 E. LAVERTY	32.564	6	81 J. TORRES	30.005	6	22 A. LOWES	21.392	6	35 R. DE ROSA	19.208
7	60 M. VAN DER MARK	32.595	7	36 L. MERCADO	30.011	7	81 J. TORRES	21.400	7	7 C. DAVIES	19.216
8	81 J. TORRES	32.617	8	32 L. SAVADORI	30.012	8	32 L. SAVADORI	21.415	8	32 L. SAVADORI	19.239
9	2 L. CAMIER	32.685	9	33 M. MELANDRI	30.017	9	36 L. MERCADO	21.436	9	36 L. MERCADO	19.269
10	36 L. MERCADO	32.862	10	60 M. VAN DER MARK	30.074	10	60 M. VAN DER MARK	21.448	10	13 A. WEST	19.313
11	32 L. SAVADORI	32.869	11	12 X. FORÉS	30.106	11	40 R. RAMOS	21.484	11	40 R. RAMOS	19.375
12	35 R. DE ROSA	32.927	12	13 A. WEST	30.241	12	35 R. DE ROSA	21.501	12	12 X. FORÉS	19.377
13	40 R. RAMOS	32.954	13	40 R. RAMOS	30.266	13	13 A. WEST	21.505	13	22 A. LOWES	19.398
14	13 A. WEST	33.158	14	86 A. BADOVINI	30.317	14	12 X. FORÉS	21.522	14	33 M. MELANDRI	19.401
15	84 R. RUSSO	33.188	15	35 R. DE ROSA	30.346	15	86 A. BADOVINI	21.619	15	6 S. BRADL	19.404
16	6 S. BRADL	33.357	16	37 O. JEZEK	30.371	16	84 R. RUSSO	21.733	16	84 R. RUSSO	19.411
17	86 A. BADOVINI	33.371	17	84 R. RUSSO	30.525	17	121 A. ANDREOZZI	21.736	17	37 O. JEZEK	19.462
18	37 O. JEZEK	33.389	18	121 A. ANDREOZZI	30.544	18	37 O. JEZEK	21.739	18	121 A. ANDREOZZI	19.482
19	72 T. TAKAHASHI	33.430	19	72 T. TAKAHASHI	30.709	19	72 T. TAKAHASHI	21.788	19	72 T. TAKAHASHI	19.489
20	121 A. ANDREOZZI	33.447	20	6 S. BRADL	30.773	20	6 S. BRADL	21.819	20	86 A. BADOVINI	19.512

17/09/2017

These data/results cannot be reproduced, stored and/or transmitted in whole or in part by any manner of electronic, mechanical, photocopying, recording, broadcasting or otherwise now known or herein after developed without the previous express consent by the copyright owner, except for reproduction in daily press and regular printed publications on sale to the public within 60 days of the event related to those data/results and always provided that copyright symbol appears together as follows below.

© DORNA WSBK ORGANIZATION Srl 2017



Portimao 4.592 m

Portuguese Round, 15-16-17 September 2017

World Superbike - Ideal Times Warm Up

Rider No.	Nat	Bike	Seg. 1 Diff. 1	Seg. 2 Diff. 2	Seg. 3 Diff. 3	Seg. 4 Diff. 4	Ideal Time			
							Best Lap	Pos.	Diff.	
1	7 C. DAVIES	GBR	Ducati Panigale R	32.203 0.028	29.707	21.216	19.216 0.026	1'42.342 1'42.396	1	0.054
2	50 E. LAVERTY	IRL	Aprilia RSV4 RF	32.564 0.102	29.832 0.050	21.096	18.976 0.110	1'42.468 1'42.730	3	0.262
3	1 J. REA	GBR	Kawasaki ZX-10RR	32.475 0.008	29.833 0.006	21.134 0.070	19.034	1'42.476 1'42.560	2	0.084
4	2 L. CAMIER	GBR	MV Agusta 1000 F4	32.685 0.099	29.918	21.223	19.109 0.127	1'42.935 1'43.161	4	0.226
5	22 A. LOWES	GBR	Yamaha YZF R1	32.514 0.104	29.859	21.392 0.024	19.398 0.029	1'43.163 1'43.320	7	0.157
6	60 M. VAN DER MARK	NED	Yamaha YZF R1	32.595	30.074	21.448 0.080	19.065 0.052	1'43.182 1'43.314	6	0.132
7	81 J. TORRES	ESP	BMW S 1000 RR	32.617	30.005	21.400	19.202 0.067	1'43.224 1'43.291	5	0.067
8	33 M. MELANDRI	ITA	Ducati Panigale R	32.558	30.017 0.097	21.315	19.401 0.057	1'43.291 1'43.445	8	0.154
9	32 L. SAVADORI	ITA	Aprilia RSV4 RF	32.869	30.012 0.090	21.415 0.031	19.239 0.027	1'43.535 1'43.683	10	0.148
10	12 X. FORÉS	ESP	Ducati Panigale R	32.560	30.106 0.124	21.522 0.057	19.377 0.099	1'43.565 1'43.845	11	0.280
11	36 L. MERCADO	ARG	Aprilia RSV4 RF	32.862	30.011	21.436 0.087	19.269 0.009	1'43.578 1'43.674	9	0.096
12	35 R. DE ROSA	ITA	BMW S 1000 RR	32.927 0.013	30.346	21.501	19.208 0.076	1'43.982 1'44.071	12	0.089
13	40 R. RAMOS	ESP	Kawasaki ZX-10RR	32.954 0.066	30.266 0.024	21.484 0.015	19.375 0.051	1'44.079 1'44.235	13	0.156
14	13 A. WEST	AUS	Kawasaki ZX-10RR	33.158	30.241 0.065	21.505 0.143	19.313	1'44.217 1'44.425	14	0.208
15	86 A. BADOVINI	ITA	Kawasaki ZX-10RR	33.371	30.317	21.619	19.512 0.016	1'44.819 1'44.835	15	0.016
16	84 R. RUSSO	ITA	Kawasaki ZX-10RR	33.188 0.059	30.525	21.733	19.411 0.030	1'44.857 1'44.946	16	0.089
17	37 O. JEZEK	CZE	Kawasaki ZX-10RR	33.389	30.371	21.739 0.018	19.462	1'44.961 1'44.979	17	0.018
18	121 A. ANDREOZZI	ITA	Yamaha YZF R1	33.447 0.066	30.544	21.736 0.104	19.482 0.048	1'45.209 1'45.427	18	0.218
19	6 S. BRADL	GER	Honda CBR1000RR	33.357	30.773 0.021	21.819 0.175	19.404	1'45.353 1'45.549	20	0.196
20	72 T. TAKAHASHI	JPN	Honda CBR1000RR	33.430	30.709	21.788	19.489 0.103	1'45.416 1'45.519	19	0.103
Overall Ideal Time				32.203	29.707	21.096	18.976	1'41.982		

17/09/2017

These data/results cannot be reproduced, stored and/or transmitted in whole or in part by any manner of electronic, mechanical, photocopying, recording, broadcasting or otherwise now known or herein after developed without the previous express consent by the copyright owner, except for reproduction in daily press and regular printed publications on sale to the public within 60 days of the event related to those data/results and always provided that copyright symbol appears together as follows below.

© DORNA WSBK ORGANIZATION Srl 2017

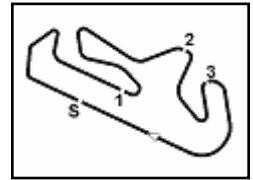
FICR PERUGIA TIMING



Official Tyre Supplier



Official Timekeeper



Portuguese Round, 15-16-17 September 2017 World Superbike - Chronological Analysis Warm Up

Portimao 4.592 m

1 / 2

1° 7 C. DAVIES (1'42.396)							
Lap	Seg.1	Seg.2	Seg.3	Seg.4	Lap Time	km/h	Local Time
1		31.156	22.189	19.651			9:52'38.182
2	32.491	30.000	21.271	19.333	1'43.095	300,0	9:54'21.277
3	32.304	29.918	21.332	19.386	1'42.940	296,7	9:56'04.217
4	33.686	30.887	22.855	19.424	1'46.852	274,8	9:57'51.069
5	32.203	29.893	21.301	19.329	1'42.726	302,5	9:59'33.795
6	32.337	29.845	21.348	19.363	1'42.893	304,2	10:01'16.688
7	32.231	29.707	21.216	19.242	1'42.396	305,1	10:02'59.084
8	32.636	29.920	21.384	19.259	1'43.199	293,5	10:04'42.283
9	32.280	29.985	21.353	19.216	1'42.834	299,2	10:06'25.117

2° 1 J. REA (1'42.560)							
Lap	Seg.1	Seg.2	Seg.3	Seg.4	Lap Time	km/h	Local Time
1		30.518	21.639	19.264			9:51'46.335
2	32.823	30.117	21.301	19.107	1'43.348	300,8	9:53'29.683
3	32.475	29.965	21.134	19.133	1'42.707	305,9	9:55'12.390
4	33.274	30.101	21.648	19.092	1'44.115	302,5	9:56'56.505
5	32.483	29.839	21.204	19.034	1'42.560	300,0	9:58'39.065
6	32.614	29.914	21.471	19.117	1'43.116	299,2	10:00'22.181
7	32.481	29.843	21.269	19.272	1'42.865	307,7	10:02'05.046
8	32.546	29.833	21.283	19.172	1'42.834	308,6	10:03'47.880
9	32.503	29.881	21.166	19.141	1'42.691	305,9	10:05'30.571

3° 50 E. LAVERTY (1'42.730)							
Lap	Seg.1	Seg.2	Seg.3	Seg.4	Lap Time	km/h	Local Time
1		30.775	21.503	19.187			9:51'46.903
2	32.863	29.924	21.166	18.976	1'42.929	300,8	9:53'29.832
3	32.666	29.882	21.096	19.086	1'42.730	290,3	9:55'12.562
4	32.704	30.133	21.227	19.216	1'43.280	295,9	9:56'55.842
5	32.564	29.924	21.285	19.222	1'42.995	302,5	9:58'38.837
6	32.621	29.981	21.379	19.300	1'43.281	306,8	10:00'22.118
7	33.095	29.902	21.312	19.179	1'43.488	299,2	10:02'05.606
8	32.585	29.832	21.335	19.115	1'42.867	300,8	10:03'48.473
9	32.631	30.055	21.352	19.187	1'43.225	299,2	10:05'31.698

4° 2 L. CAMIER (1'43.161)							
Lap	Seg.1	Seg.2	Seg.3	Seg.4	Lap Time	km/h	Local Time
1		31.439	22.238	19.392			9:52'14.051
2	32.786	30.120	21.437	19.264	1'43.607	303,4	9:53'57.658
3	36.788	30.712	21.774	19.413	1'48.687	303,4	9:55'46.345
4	32.734	30.047	21.347	19.109	1'43.237	300,0	9:57'29.582
5	32.685	29.940	21.438	19.134	1'43.197	300,0	9:59'12.779
6	34.207	30.773	21.802	20.059	1'46.841	299,2	10:00'59.620
7	36.000	30.846	24.589	20.140	1'51.575	300,0	10:02'51.195
8	33.098	30.047	21.403	19.276	1'43.824	301,7	10:04'35.019
9	32.784	29.918	21.223	19.236	1'43.161	294,3	10:06'18.180

5° 81 J. TORRES (1'43.291)							
Lap	Seg.1	Seg.2	Seg.3	Seg.4	Lap Time	km/h	Local Time
1		32.138	22.549	19.681			9:52'12.588
2	36.008	30.733	21.659	19.363	1'47.763	301,7	9:54'00.351
3	33.004	30.362	21.553	19.353	1'44.272	298,3	9:55'44.623
4	32.780	30.256	21.463	19.217	1'43.716	302,5	9:57'28.339
5	32.617	30.005	21.400	19.269	1'43.291	306,8	9:59'11.630
6	32.744	30.288	21.438	19.271	1'43.741	300,0	10:00'55.371
7	32.692	30.046	21.606	19.202	1'43.546	300,0	10:02'38.917
8	33.179	30.525	21.649	27.387	1'52.740P	299,2	10:04'31.657
9	1'00.988	30.633	21.633	19.565	2'12.819P		10:06'44.476

6° 60 M. VAN DER MARK (1'43.314)							
Lap	Seg.1	Seg.2	Seg.3	Seg.4	Lap Time	km/h	Local Time
1		31.427	21.840	19.298			9:52'03.792
2	33.614	30.610	21.886	19.218	1'45.328	307,7	9:53'49.120

3	32.992	30.431	21.666	19.211	1'44.300	300,0	9:55'33.420
4	32.793	30.241	21.591	19.132	1'43.757	305,1	9:57'17.177
5	33.008	30.326	22.244	19.483	1'45.061	299,2	9:59'02.238
6	32.709	30.151	21.448	19.065	1'43.373	305,1	10:00'45.611
7	33.478	30.229	21.489	19.098	1'44.294	290,3	10:02'29.905
8	32.595	30.074	21.528	19.117	1'43.314	304,2	10:04'13.219
9	32.929	30.076	21.569	19.121	1'43.695	292,7	10:05'56.914

7° 22 A. LOWES (1'43.320)							
Lap	Seg.1	Seg.2	Seg.3	Seg.4	Lap Time	km/h	Local Time
1		31.380	22.137	19.569			9:52'30.624
2	33.262	30.394	25.309	20.135	1'49.100	303,4	9:54'19.724
3	32.902	30.325	21.641	19.438	1'44.306	298,3	9:56'04.030
4	32.596	29.872	21.509	19.418	1'43.395	306,8	9:57'47.425
5	32.811	30.103	21.436	19.398	1'43.748	303,4	9:59'31.173
6	32.587	29.889	21.392	19.502	1'43.370	296,7	10:01'14.543
7	32.514	30.062	21.623	19.478	1'43.677	300,0	10:02'58.220
8	32.651	29.880	21.424	19.546	1'43.501	294,3	10:04'41.721
9	32.618	29.859	21.416	19.427	1'43.320	296,7	10:06'25.041

8° 33 M. MELANDRI (1'43.445)							
Lap	Seg.1	Seg.2	Seg.3	Seg.4	Lap Time	km/h	Local Time
1		32.334	22.867	19.701			9:52'25.325
2	42.394	31.398	25.498	19.624	1'58.914	306,8	9:54'24.239
3	32.984	30.255	21.400	19.401	1'44.040	302,5	9:56'08.279
4	32.685	30.080	23.726	20.006	1'46.497	300,8	9:57'54.776
5	32.905	31.052	22.412	19.566	1'45.935	307,7	9:59'40.711
6	32.762	30.155	21.444	19.558	1'43.919	309,5	10:01'24.630
7	32.670	30.124	23.276	20.622	1'46.692	300,8	10:03'11.322
8	32.632	30.017	21.384	19.442	1'43.475	306,8	10:04'54.797
9	32.558	30.114	21.315	19.458	1'43.445	303,4	10:06'38.242

9° 36 L. MERCADO (1'43.674)							
Lap	Seg.1	Seg.2	Seg.3	Seg.4	Lap Time	km/h	Local Time
1		31.264	21.921	19.379			9:51'50.333
2	34.059	30.426	27.117	19.322	1'50.924	301,7	9:53'41.257
3	48.347	30.801	21.732	19.387	2'00.267	289,5	9:55'41.524
4	33.091	30.309	21.438	19.338	1'44.176	301,7	9:57'25.700
5	33.053	30.209	21.484	19.299	1'44.045	290,3	9:59'09.745
6	33.019	30.167	21.453	19.297	1'43.936	296,7	10:00'53.681
7	33.014	30.150	21.470	19.269	1'43.903	297,5	10:02'37.584
8	32.925	30.225	21.436	19.345	1'43.931	295,9	10:04'21.515
9	32.862	30.011	21.523	19.278	1'43.674	293,5	10:06'05.189

10° 32 L. SAVADORI (1'43.683)							
Lap	Seg.1	Seg.2	Seg.3	Seg.4	Lap Time	km/h	Local Time
1		32.824	23.007	19.411			9:52'04.394
2	35.559	30.375	21.429	19.411	1'46.774	308,6	9:53'51.168
3	32.869	30.102	21.446	19.266	1'43.683	301,7	9:55'34.851
4	32.972	30.171	21.415	19.341	1'43.899	303,4	9:57'18.750
5	32.938	30.012	21.736	19.239	1'43.925	302,5	9:59'02.675
6	33.064	30.474	22.048	19.408	1'44.994	285,7	10:00'47.669
7	32.931	30.035	21.462	19.343	1'43.771	300,8	10:02'31.440
8	32.900	30.125	21.481	19.386	1'43.892	298,3	10:04'15.332
9	32.871	30.264	21.477	19.420	1'44.032	300,8	10:05'59.364

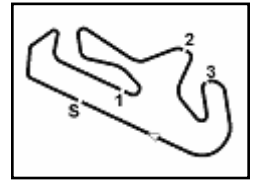
11° 12 X. FORÉS (1'43.845)							
Lap	Seg.1	Seg.2	Seg.3	Seg.4	Lap Time	km/h	Local Time
1		30.672	21.628	19.377			9:51'47.851
2	33.453	37.944	22.027	19.523	1'52.947	309,5	9:53'40.798
3	32.988	30.409	21.866	19.392	1'44.655	296,7	9:55'25.453
4	32.560	30.230	21.579	19.476	1'43.845	300,0	9:57'09.298
5	32.676	30.251	21.553	19.511	1'43.991	303,4	9:58'53.289
6	38.386	31.616	21.862	19.679	1'51.543	306,8	10:00'44.832

17/09/2017

P = Pits In/Out - C = Lap-Time Cancelled

These data/results cannot be reproduced, stored and/or transmitted in whole or in part by any manner of electronic, mechanical, photocopying, recording, broadcasting or otherwise now known or herein after developed without the previous express consent by the copyright owner, except for reproduction in daily press and regular printed publications on sale to the public within 60 days of the event related to those data/results and always provided that copyright symbol appears together as follows below.

© DORNA WSBK ORGANIZATION Srl 2017



Portimao 4.592 m

2 / 2

7	32.830	30.144	21.522	19.491	1'43.987	301,7	10:02'28.819	7	33.417	30.507	21.804	19.584	1'45.312	293,5	10:04'19.654
8	32.788	30.106	21.578	19.625	1'44.097	301,7	10:04'12.916	8	33.389	30.371	21.757	19.462	1'44.979	294,3	10:06'04.633
9	33.872	30.203	21.578	19.420	1'45.073	301,7	10:05'57.989								

12° 35 R. DE ROSA (1'44.071)

Lap	Seg.1	Seg.2	Seg.3	Seg.4	Lap Time	km/h	Local Time
1		33.586	22.008	19.208			9:52'31.639
2	32.927	30.370	26.243	23.328	1'52.868	297,5	9:54'24.507
3	33.079	1'43.007	26.489	28.703	3'11.278P	295,9	9:57'35.785
4	4'59.133	31.556	23.241	19.260	6'13.190P		10:03'48.975
5	32.940	30.346	21.501	19.284	1'44.071	291,1	10:05'33.046

13° 40 R. RAMOS (1'44.235)

Lap	Seg.1	Seg.2	Seg.3	Seg.4	Lap Time	km/h	Local Time
1		31.596	22.180	19.879			9:51'51.891
2	33.712	30.691	23.103	22.285	1'49.791	288,0	9:53'41.682
3	33.401	30.397	21.557	19.543	1'44.898	280,5	9:55'26.580
4	33.194	30.296	21.680	19.444	1'44.614	289,5	9:57'11.194
5	33.092	30.266	21.754	19.499	1'44.611	297,5	9:58'55.805
6	33.819	34.143	21.964	19.416	1'49.342	295,1	10:00'45.147
7	33.483	30.967	22.722	19.375	1'46.547	274,8	10:02'31.694
8	33.020	30.290	21.499	19.426	1'44.235	288,8	10:04'15.929
9	32.954	30.487	21.484	19.473	1'44.398	292,7	10:06'00.327

14° 13 A. WEST (1'44.425)

Lap	Seg.1	Seg.2	Seg.3	Seg.4	Lap Time	km/h	Local Time
1		32.043	22.362	19.602			9:51'53.431
2	33.701	30.656	21.679	19.994	1'46.030	284,2	9:53'39.461
3	33.349	30.700	23.969	19.653	1'47.671	299,2	9:55'27.132
4	33.237	30.512	21.505	19.319	1'44.573	276,9	9:57'11.705
5	33.158	30.306	21.648	19.313	1'44.425	291,9	9:58'56.130
6	33.264	34.235	21.818	19.504	1'48.821	293,5	10:00'44.951
7	33.474	30.368	21.567	19.438	1'44.847	282,7	10:02'29.798
8	33.263	30.241	21.514	19.482	1'44.500	284,2	10:04'14.298
9	34.858	30.709	21.682	19.467	1'46.716	295,9	10:06'01.014

15° 86 A. BADOVINI (1'44.835)

Lap	Seg.1	Seg.2	Seg.3	Seg.4	Lap Time	km/h	Local Time
1		32.957	25.979	20.137			9:52'05.064
2	35.363	30.848	21.805	19.630	1'47.646	288,0	9:53'52.710
3	33.852	30.637	21.801	19.877	1'46.167	288,8	9:55'38.877
4	33.757	30.666	21.717	19.581	1'45.721	292,7	9:57'24.598
5	33.517	30.432	21.640	19.512	1'45.101	288,8	9:59'09.699
6	33.371	30.317	21.619	19.528	1'44.835	284,2	10:00'54.534
7	41.557	30.956	22.994	29.816	2'05.323P	288,0	10:02'59.857

16° 84 R. RUSSO (1'44.946)

Lap	Seg.1	Seg.2	Seg.3	Seg.4	Lap Time	km/h	Local Time
1		31.720	22.033	19.448			9:51'51.185
2	34.136	30.736	22.237	21.581	1'48.690	282,7	9:53'39.875
3	33.564	30.599	21.795	19.558	1'45.516	285,0	9:55'25.391
4	33.247	30.525	21.733	19.441	1'44.946	275,5	9:57'10.337
5	35.327	30.712	21.878	19.411	1'47.328	282,0	9:58'57.665
6	33.188	33.666	24.236	19.417	1'50.507	280,5	10:00'48.172
7	33.336	30.704	21.972	19.431	1'45.443	280,5	10:02'33.615
8	40.497	32.370	23.091	27.095	2'03.053P	277,6	10:04'36.668

17° 37 O. JEZEK (1'44.979)

Lap	Seg.1	Seg.2	Seg.3	Seg.4	Lap Time	km/h	Local Time
1		31.991	23.248	28.565			9:52'02.974
2	1'46.702	33.545	26.059	24.390	3'10.696P		9:55'13.670
3	33.816	30.592	21.739	19.632	1'45.779	291,1	9:56'59.449
4	33.520	30.546	21.927	19.599	1'45.592	291,1	9:58'45.041
5	33.431	30.733	22.103	19.659	1'45.926	291,9	10:00'30.967
6	37.065	35.552	26.760	23.998	2'03.375	293,5	10:02'34.342

17/09/2017

P = Pits In/Out - C = Lap-Time Cancelled

These data/results cannot be reproduced, stored and/or transmitted in whole or in part by any manner of electronic, mechanical, photocopying, recording, broadcasting or otherwise now known or herein after developed without the previous express consent by the copyright owner, except for reproduction in daily press and regular printed publications on sale to the public within 60 days of the event related to those data/results and always provided that copyright symbol appears together as follows below.

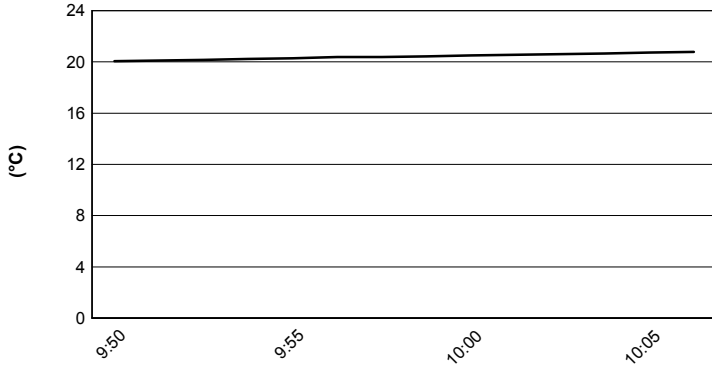
© DORNA WSBK ORGANIZATION Srl 2017



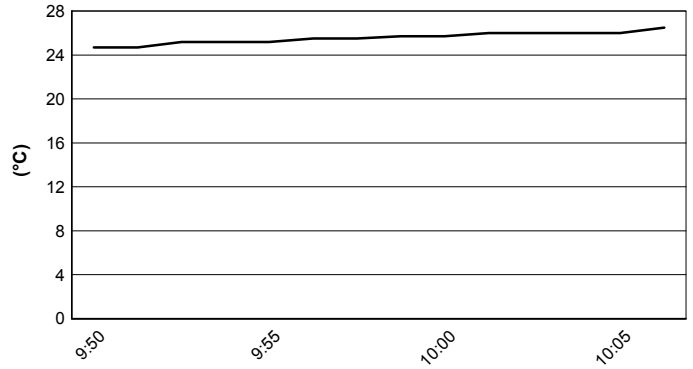
Portimao 4.592 m

Portuguese Round, 15-16-17 September 2017
World Superbike - Weather Report Warm Up
 Session started 09:50 - Session ended 10:07


Air Temperature



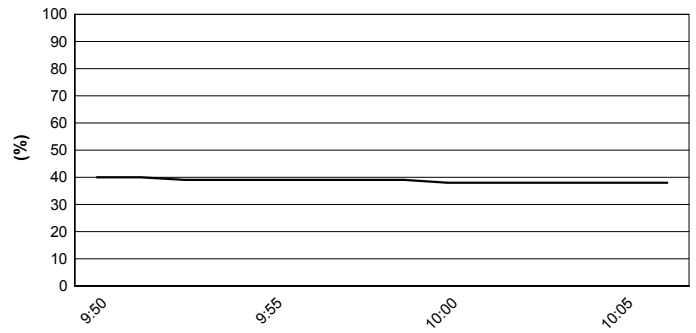
Track Temperature



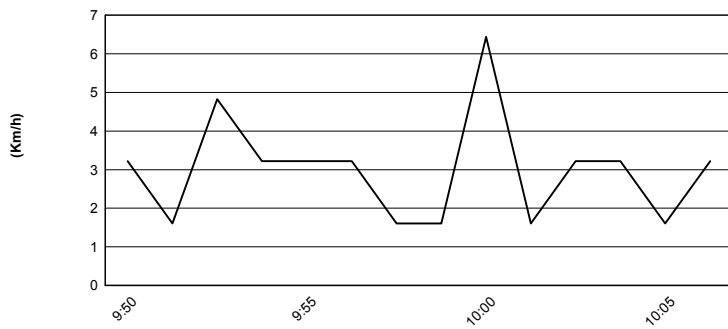
Air Pressure



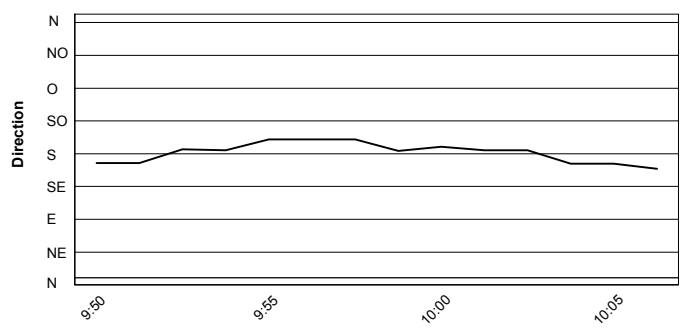
Humidity



Wind Speed



Wind Direction

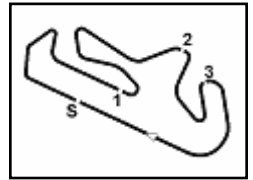


17/09/2017

These data/results cannot be reproduced, stored and/or transmitted in whole or in part by any manner of electronic, mechanical, photocopying, recording, broadcasting or otherwise now known or herein after developed without the previous express consent by the copyright owner, except for reproduction in daily press and regular printed publications on sale to the public within 60 days of the event related to those data/results and always provided that copyright symbol appears together as follows below.

© DORNA WSBK ORGANIZATION Srl 2017





Portimao 4.592 m

Portuguese Round, 15-16-17 September 2017

World Superbike - Starting Grid - Race 2

20 Laps x 4,592 km = 91,840 km

Pos	Number	Name	Team
1	2	CAMIER L.	MV Agusta
2	60	VAN DER MARK M.	Yamaha
3	81	TORRES J.	BMW
4	50	LAVERTY E.	Aprilia
5	32	SAVADORI L.	Aprilia
6	12	FORÉS X.	Ducati
7	33	MELANDRI M.	Ducati
8	7	DAVIES C.	Ducati
9	1	REA J.	Kawasaki
10	22	LOWES A.	Yamaha
11	36	MERCADO L.	Aprilia
12	35	DE ROSA R.	BMW
13	40	RAMOS R.	Kawasaki
14	84	RUSSO R.	Kawasaki
15	13	WEST A.	Kawasaki
16	86	BADOVINI A.	Kawasaki
17	121	ANDREOZZI A.	Yamaha
18	72	TAKAHASHI T.	Honda
19	37	JEZEK O.	Kawasaki

N.6 (Brad S.) will not take part in the race. Declared unfit after WUP

17/09/2017 Jury President

..... Race Director

These data/results cannot be reproduced, stored and/or transmitted in whole or in part by any manner of electronic, mechanical, photocopying, recording, broadcasting or otherwise now known or herein after developed without the previous express consent by the copyright owner, except for reproduction in daily press and regular printed publications on sale to the public within 60 days of the event related to those data/results and always provided that copyright symbol appears together as follows below.

© DORNA WSBK ORGANIZATION Srl 2017

FKR PERUGIA TIMING



Official Tyre Supplier



Official Timekeeper