

Portuguese Round, 15-16-17 September 2017

World Supersport - Results Free Practice 3rd Session

No.	Rider	Nat	Team	Bike	Class	Time	Gap	Rel.	Laps	Speed	
										Avg	Max
1	32 S. MORAIS	RSA	Kallio Racing	Yamaha YZF R6		1'45.387			6	156,862	264,1
2	1 K. SOFUOGLU	TUR	Kawasaki Puccetti Racing	Kawasaki ZX-6R		1'46.196	0.809	0.809	2	155,667	269,3
3	99 P. JACOBSEN	USA	MV Agusta Reparto Corse	MV Agusta F3 675		1'46.307	0.920	0.111	7	155,504	264,1
4	16 J. CLUZEL	FRA	CIA Landlord Insurance Honda	Honda CBR600RR		1'46.566	1.179	0.259	7	155,126	264,1
5	144 L. MAHIAS	FRA	GRT Yamaha Official WorldSSP Team	Yamaha YZF R6		1'46.683	1.296	0.117	7	154,956	263,4
6	64 F. CARICASULO	ITA	GRT Yamaha Official WorldSSP Team	Yamaha YZF R6		1'46.874	1.487	0.191	8	154,679	267,3
7	11 C. GAMARINO	ITA	BARDAHL EVAN BROS. Honda Racing	Honda CBR600RR		1'47.124	1.737	0.250	9	154,318	268,0
8	66 N. TUULI	FIN	Kallio Racing	Yamaha YZF R6		1'47.196	1.809	0.072	8	154,215	272,7
9	111 K. SMITH	GBR	GEMAR Team Lorini	Honda CBR600RR		1'47.227	1.840	0.031	9	154,170	270,7
10	81 L. STAPLEFORD	GBR	Profile Racing	Triumph Daytona 675		1'47.484	2.097	0.257	8	153,801	263,4
11	71 C. BERGMAN	SWE	CIA Landlord Insurance Honda	Honda CBR600RR		1'47.566	2.179	0.082	8	153,684	261,5
12	47 R. HARTOG	NED	Team Hartog - Jenik - Against Cancer	Kawasaki ZX-6R	ESS	1'47.769	2.382	0.203	9	153,395	262,1
13	4 G. REA	GBR	Team Kawasaki Go Eleven	Kawasaki ZX-6R		1'47.951	2.564	0.182	8	153,136	264,1
14	77 K. RYDE	GBR	Kawasaki Puccetti Racing	Kawasaki ZX-6R		1'48.050	2.663	0.099	9	152,996	264,1
15	38 H. SOOMER	EST	WILSport Racedays	Honda CBR600RR	ESS	1'48.088	2.701	0.038	8	152,942	266,7
16	23 M. ENDERLEIN	GER	MVR Racing	Yamaha YZF R6		1'48.093	2.706	0.005	8	152,935	260,9
17	87 L. ZANETTI	ITA	Team Factory Vamag	MV Agusta F3 675		1'48.154	2.767	0.061	9	152,849	270,0
18	78 H. OKUBO	JPN	CIA Landlord Insurance Honda	Honda CBR600RR		1'48.203	2.816	0.049	9	152,779	267,3
19	26 K. WATANABE	JPN	Team Kawasaki Go Eleven	Kawasaki ZX-6R		1'48.235	2.848	0.032	9	152,734	270,7
20	61 A. ZACCONE	ITA	MV Agusta Reparto Corse	MV Agusta F3 675	ESS	1'48.464	3.077	0.229	8	152,412	262,1
21	65 M. CANDUCCI	ITA	3570 Puccetti Racing FMI	Kawasaki ZX-6R		1'48.621	3.234	0.157	8	152,192	270,0
22	35 S. HILL	GBR	Profile Racing	Triumph Daytona 675		1'48.671	3.284	0.050	8	152,122	260,9
23	25 A. BALDOLINI	ITA	Race Department ATK#25	MV Agusta F3 675		1'49.051	3.664	0.380	3	151,591	266,0
24	74 J. VAN SIKKELERUS	NED	MVR Racing	Yamaha YZF R6	ESS	1'49.082	3.695	0.031	8	151,548	262,1
25	63 Z. KHAIRUDDIN	MAS	Orelac Racing VerdNatura	Kawasaki ZX-6R		1'49.089	3.702	0.007	8	151,539	259,6
26	10 N. CALERO	ESP	Orelac Racing VerdNatura	Kawasaki ZX-6R		1'49.229	3.842	0.140	8	151,344	266,0
27	83 L. EPIS	AUS	Response RE Racing	Kawasaki ZX-6R		1'49.488	4.101	0.259	9	150,986	257,1
28	48 G. SCARCELLA	AUS	GEMAR Team Lorini	Honda CBR600RR		1'51.108	5.721	1.620	8	148,785	260,9
29	56 P. SEBESTYÉN	HUN	SSP Hungary by Pedercini Racing	Kawasaki ZX-6R	ESS				1		260,2

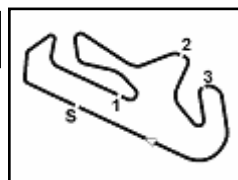
AIR	Humidity:	56%	Temp:	18°C
TRACK	Condition:	Dry	Temp:	28°C

Records	Pole (QP)	2015 J.Cluzel	1'44.554	158,110	Km/h
	Race (RC)	2010 M.Pirro	1'45.180	157,170	Km/h
	Circuit (QP)	2015 J.Cluzel	1'44.554	158,110	Km/h

Start 16/09/2017 10:18 End 10:55 The results are provisional until the end of the time limit for protests and appeals and the completion of the technical checks.

These data/results cannot be reproduced, stored and/or transmitted in whole or in part by any manner of electronic, mechanical, photocopying, recording, broadcasting or otherwise now known or herein after developed without the previous express consent by the copyright owner, except for reproduction in daily press and regular printed publications on sale to the public within 60 days of the event related to those data/results and always provided that copyright symbol appears together as follows below.

© DORNA WSBK ORGANIZATION Srl 2017



Portuguese Round, 15-16-17 September 2017

World Supersport - Results Free Practice 3rd Session

Session Highlights

Local Time	No. Rider	Description
10.18.00		Start
10.20.51	48 G. SCARCELLA	On the Gravel - Re-Joined - Turn 1
10.21.12	56 P. SEBESTYÉN	On the Gravel - Re-Joined - Turn 5
10.22.17	16 J. CLUZEL	On the Gravel - Re-Joined - Turn 10
10.24.41	48 G. SCARCELLA	On the Gravel - Re-Joined - Turn 1
10.25.49	1 K. SOFUOGLU	Crashed - Turn 8
10.25.53		RED FLAG
10.27.16	25 A. BALDOLINI	Technical Problem - Turn 1
10.45.00		Session Restart
10.48.01	111 K. SMITH	On the Gravel - Re-Joined - Turn 1
10.48.02	38 H. SOOMER	On the Gravel - Re-Joined - Turn 1
10.50.13	56 P. SEBESTYÉN	On the Gravel - Re-Joined - Turn 1
10.50.14	26 K. WATANABE	On the Gravel - Re-Joined - Turn 1
10.50.15	4 G. REA	On the Gravel - Re-Joined - Turn 1
10.50.18	48 G. SCARCELLA	On the Gravel - Re-Joined - Turn 5
10.50.19	99 P. JACOBSEN	On the Gravel - Re-Joined - Turn 5
10.51.16	83 L. EPIS	On the Gravel - Re-Joined - Turn 1
10.51.47	10 N. CALERO	On the Gravel - Re-Joined - Turn 5
10.55.07		End Of Session

Fastest Laps Sequence

No. Rider	Nat	Team	Bike	Local Time	Time	Gap	Avg
83 L. EPIS	AUS	Response RE Racing	Kawasaki ZX-6R	10:21'45.307	1'50.962		148,981
35 S. HILL	GBR	Profile Racing	Triumph Daytona 675	10:21'49.858	1'49.643	-1.319	150,773
81 L. STAPLEFORD	GBR	Profile Racing	Triumph Daytona 675	10:21'53.536	1'49.232	-0.411	151,340
111 K. SMITH	GBR	GEMAR Team Lorini	Honda CBR600RR	10:21'53.591	1'48.945	-0.287	151,739
77 K. RYDE	GBR	Kawasaki Puccetti Racing	Kawasaki ZX-6R	10:21'56.537	1'48.584	-0.361	152,243
99 P. JACOBSEN	USA	MV Agusta Reparto Corse	MV Agusta F3 675	10:22'56.944	1'47.363	-1.221	153,975
1 K. SOFUOGLU	TUR	Kawasaki Puccetti Racing	Kawasaki ZX-6R	10:22'57.603	1'46.196	-1.167	155,667
32 S. MORAIS	RSA	Kallio Racing	Yamaha YZF R6	10:23'05.771	1'46.013	-0.183	155,936
32 S. MORAIS	RSA	Kallio Racing	Yamaha YZF R6	10:24'51.158	1'45.387	-0.626	156,862

Start 16/09/2017 10:18 End 10:55 The results are provisional until the end of the time limit for protests and appeals and the completion of the technical checks.

These data/results cannot be reproduced, stored and/or transmitted in whole or in part by any manner of electronic, mechanical, photocopying, recording, broadcasting or otherwise now known or herein after developed without the previous express consent by the copyright owner, except for reproduction in daily press and regular printed publications on sale to the public within 60 days of the event related to those data/results and always provided that copyright symbol appears together as follows below.

© DORNA WSBK ORGANIZATION Srl 2017

Portuguese Round, 15-16-17 September 2017

World Supersport - Best Sector & Speed Free Practice 3rd Session

Portimao 4.592 m

BEST LAP		
1	32 S. MORAIS	Yamaha YZF R6 1'45.387
2	1 K. SOFUOGLU	Kawasaki ZX-6R 1'46.196
3	99 P. JACOBSEN	MV Agusta F3 675 1'46.307
4	16 J. CLUZEL	Honda CBR600RR 1'46.566
5	144 L. MAHIAS	Yamaha YZF R6 1'46.683
6	64 F. CARICASULO	Yamaha YZF R6 1'46.874
7	11 C. GAMARINO	Honda CBR600RR 1'47.124
8	66 N. TUULI	Yamaha YZF R6 1'47.196
9	111 K. SMITH	Honda CBR600RR 1'47.227
10	81 L. STAPLEFORD	Triumph Daytona 675 1'47.484
11	71 C. BERGMAN	Honda CBR600RR 1'47.566
12	47 R. HARTOG	Kawasaki ZX-6R 1'47.769
13	4 G. REA	Kawasaki ZX-6R 1'47.951
14	77 K. RYDE	Kawasaki ZX-6R 1'48.050
15	38 H. SOOMER	Honda CBR600RR 1'48.088
16	23 M. ENDERLEIN	Yamaha YZF R6 1'48.093
17	87 L. ZANETTI	MV Agusta F3 675 1'48.154
18	78 H. OKUBO	Honda CBR600RR 1'48.203
19	26 K. WATANABE	Kawasaki ZX-6R 1'48.235
20	61 A. ZACCONE	MV Agusta F3 675 1'48.464
21	65 M. CANDUCCI	Kawasaki ZX-6R 1'48.621
22	35 S. HILL	Triumph Daytona 675 1'48.671
23	25 A. BALDOLINI	MV Agusta F3 675 1'49.051
24	74 J. VAN SIKKELERUS	Yamaha YZF R6 1'49.082
25	63 Z. KHAIRUDDIN	Kawasaki ZX-6R 1'49.089
26	10 N. CALERO	Kawasaki ZX-6R 1'49.229
27	83 L. EPIS	Kawasaki ZX-6R 1'49.488
28	48 G. SCARCELLA	Honda CBR600RR 1'51.108
29	56 P. SEBESTYÉN	Kawasaki ZX-6R

SPEED		
1	66 N. TUULI	Yamaha YZF R6 272.7
2	26 K. WATANABE	Kawasaki ZX-6R 270.7
3	111 K. SMITH	Honda CBR600RR 270.7
4	65 M. CANDUCCI	Kawasaki ZX-6R 270.0
5	87 L. ZANETTI	MV Agusta F3 675 270.0
6	1 K. SOFUOGLU	Kawasaki ZX-6R 269.3
7	11 C. GAMARINO	Honda CBR600RR 268.0
8	64 F. CARICASULO	Yamaha YZF R6 267.3
9	78 H. OKUBO	Honda CBR600RR 267.3
10	38 H. SOOMER	Honda CBR600RR 266.7
11	25 A. BALDOLINI	MV Agusta F3 675 266.0
12	10 N. CALERO	Kawasaki ZX-6R 266.0
13	99 P. JACOBSEN	MV Agusta F3 675 264.1
14	77 K. RYDE	Kawasaki ZX-6R 264.1
15	4 G. REA	Kawasaki ZX-6R 264.1
16	16 J. CLUZEL	Honda CBR600RR 264.1
17	32 S. MORAIS	Yamaha YZF R6 264.1
18	144 L. MAHIAS	Yamaha YZF R6 263.4
19	81 L. STAPLEFORD	Triumph Daytona 675 263.4
20	47 R. HARTOG	Kawasaki ZX-6R 262.1
21	74 J. VAN SIKKELERUS	Yamaha YZF R6 262.1
22	61 A. ZACCONE	MV Agusta F3 675 262.1
23	71 C. BERGMAN	Honda CBR600RR 261.5
24	23 M. ENDERLEIN	Yamaha YZF R6 260.9
25	48 G. SCARCELLA	Honda CBR600RR 260.9
26	35 S. HILL	Triumph Daytona 675 260.9
27	56 P. SEBESTYÉN	Kawasaki ZX-6R 260.2
28	63 Z. KHAIRUDDIN	Kawasaki ZX-6R 259.6
29	83 L. EPIS	Kawasaki ZX-6R 257.1

SEG. 1			SEG. 2			SEG. 3			SEG. 4		
1	1 K. SOFUOGLU	33.643	1	32 S. MORAIS	30.338	1	32 S. MORAIS	21.545	1	32 S. MORAIS	19.720
2	32 S. MORAIS	33.743	2	99 P. JACOBSEN	30.539	2	1 K. SOFUOGLU	21.602	2	111 K. SMITH	19.821
3	99 P. JACOBSEN	33.835	3	144 L. MAHIAS	30.635	3	99 P. JACOBSEN	21.627	3	1 K. SOFUOGLU	19.891
4	64 F. CARICASULO	33.868	4	16 J. CLUZEL	30.635	4	16 J. CLUZEL	21.699	4	23 M. ENDERLEIN	19.939
5	144 L. MAHIAS	33.999	5	1 K. SOFUOGLU	30.667	5	144 L. MAHIAS	21.707	5	81 L. STAPLEFORD	19.984
6	16 J. CLUZEL	34.088	6	64 F. CARICASULO	30.716	6	11 C. GAMARINO	21.724	6	66 N. TUULI	19.996
7	71 C. BERGMAN	34.130	7	66 N. TUULI	30.776	7	64 F. CARICASULO	21.772	7	144 L. MAHIAS	20.051
8	11 C. GAMARINO	34.177	8	11 C. GAMARINO	30.927	8	47 R. HARTOG	21.846	8	16 J. CLUZEL	20.056
9	87 L. ZANETTI	34.231	9	71 C. BERGMAN	30.949	9	4 G. REA	21.932	9	99 P. JACOBSEN	20.061
10	66 N. TUULI	34.268	10	111 K. SMITH	30.961	10	61 A. ZACCONE	21.935	10	64 F. CARICASULO	20.094
11	78 H. OKUBO	34.385	11	23 M. ENDERLEIN	30.987	11	81 L. STAPLEFORD	21.949	11	65 M. CANDUCCI	20.098
12	47 R. HARTOG	34.397	12	4 G. REA	31.010	12	87 L. ZANETTI	21.977	12	35 S. HILL	20.103
13	111 K. SMITH	34.401	13	77 K. RYDE	31.060	13	71 C. BERGMAN	22.024	13	47 R. HARTOG	20.152
14	77 K. RYDE	34.455	14	81 L. STAPLEFORD	31.083	14	111 K. SMITH	22.040	14	26 K. WATANABE	20.174
15	81 L. STAPLEFORD	34.468	15	38 H. SOOMER	31.089	15	66 N. TUULI	22.051	15	38 H. SOOMER	20.189
16	26 K. WATANABE	34.493	16	87 L. ZANETTI	31.197	16	23 M. ENDERLEIN	22.059	16	4 G. REA	20.196
17	65 M. CANDUCCI	34.524	17	61 A. ZACCONE	31.227	17	38 H. SOOMER	22.061	17	71 C. BERGMAN	20.202
18	38 H. SOOMER	34.552	18	26 K. WATANABE	31.237	18	77 K. RYDE	22.106	18	77 K. RYDE	20.234
19	4 G. REA	34.554	19	47 R. HARTOG	31.245	19	26 K. WATANABE	22.132	19	78 H. OKUBO	20.242
20	61 A. ZACCONE	34.672	20	63 Z. KHAIRUDDIN	31.289	20	10 N. CALERO	22.180	20	10 N. CALERO	20.246
21	25 A. BALDOLINI	34.719	21	35 S. HILL	31.314	21	83 L. EPIS	22.188	21	74 J. VAN SIKKELER	20.251
22	10 N. CALERO	34.739	22	78 H. OKUBO	31.329	22	35 S. HILL	22.205	22	11 C. GAMARINO	20.267
23	63 Z. KHAIRUDDIN	34.772	23	74 J. VAN SIKKELER	31.425	23	78 H. OKUBO	22.212	23	25 A. BALDOLINI	20.301
24	83 L. EPIS	34.893	24	25 A. BALDOLINI	31.443	24	25 A. BALDOLINI	22.223	24	87 L. ZANETTI	20.357
25	74 J. VAN SIKKELER	34.934	25	83 L. EPIS	31.501	25	74 J. VAN SIKKELER	22.271	25	48 G. SCARCELLA	20.363
26	23 M. ENDERLEIN	34.938	26	65 M. CANDUCCI	31.513	26	63 Z. KHAIRUDDIN	22.349	26	83 L. EPIS	20.424
27	35 S. HILL	34.966	27	10 N. CALERO	31.593	27	65 M. CANDUCCI	22.371	27	63 Z. KHAIRUDDIN	20.456
28	48 G. SCARCELLA	35.363	28	48 G. SCARCELLA	32.118	28	48 G. SCARCELLA	22.827	28	61 A. ZACCONE	20.555
29	56 P. SEBESTYÉN	35.383	29	56 P. SEBESTYÉN	32.735	29	56 P. SEBESTYÉN	23.128	29	56 P. SEBESTYÉN	20.887

16/09/2017

These data/results cannot be reproduced, stored and/or transmitted in whole or in part by any manner of electronic, mechanical, photocopying, recording, broadcasting or otherwise now known or herein after developed without the previous express consent by the copyright owner, except for reproduction in daily press and regular printed publications on sale to the public within 60 days of the event related to those data/results and always provided that copyright symbol appears together as follows below.

© DORNA WSBK ORGANIZATION Srl 2017

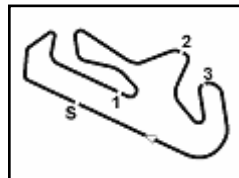
FICR PERUGIA TIMING



Official Tyre Supplier



Official Timekeeper



Portimao 4.592 m

Portuguese Round, 15-16-17 September 2017

World Supersport - Ideal Times Free Practice 3rd Session

Rider No.	Nat	Bike	Seg. 1 Diff. 1	Seg. 2 Diff. 2	Seg. 3 Diff. 3	Seg. 4 Diff. 4	Ideal Time		
							Best Lap	Pos.	Diff.
1	32 S. MORAIS	RSA Yamaha YZF R6	33.743	30.338	21.545	19.720 0.041	1'45.346 1'45.387	2	0.041
2	1 K. SOFUOGLU	TUR Kawasaki ZX-6R	33.643 0.393	30.667	21.602	19.891	1'45.803 1'46.196	3	0.393
3	99 P. JACOBSEN	USA MV Agusta F3 675	33.835 0.204	30.539	21.627	20.061 0.041	1'46.062 1'46.307	4	0.245
4	144 L. MAHIAS	FRA Yamaha YZF R6	33.999 0.168	30.635	21.707	20.051 0.123	1'46.392 1'46.683	6	0.291
5	64 F. CARICASULO	ITA Yamaha YZF R6	33.868 0.051	30.716 0.233	21.772	20.094 0.140	1'46.450 1'46.874	7	0.424
6	16 J. CLUZEL	FRA Honda CBR600RR	34.088	30.635	21.699 0.060	20.056 0.028	1'46.478 1'46.566	5	0.088
7	66 N. TUULI	FIN Yamaha YZF R6	34.268	30.776 0.093	22.051 0.012	19.996	1'47.091 1'47.196	9	0.105
8	11 C. GAMARINO	ITA Honda CBR600RR	34.177	30.927	21.724	20.267 0.029	1'47.095 1'47.124	8	0.029
9	111 K. SMITH	GBR Honda CBR600RR	34.401 0.004	30.961	22.040	19.821	1'47.223 1'47.227	10	0.004
10	71 C. BERGMAN	SWE Honda CBR600RR	34.130	30.949 0.259	22.024 0.002	20.202	1'47.305 1'47.566	12	0.261
11	81 L. STAPLEFORD	GBR Triumph Daytona 675	34.468	31.083	21.949	19.984	1'47.484 1'47.484	11	
12	47 R. HARTOG	NED Kawasaki ZX-6R	34.397	31.245 0.129	21.846	20.152	1'47.640 1'47.769	13	0.129
13	4 G. REA	GBR Kawasaki ZX-6R	34.554 0.060	31.010	21.932 0.073	20.196 0.126	1'47.692 1'47.951	14	0.259
14	87 L. ZANETTI	ITA MV Agusta F3 675	34.231	31.197 0.022	21.977 0.271	20.357 0.099	1'47.762 1'48.154	18	0.392
15	77 K. RYDE	GBR Kawasaki ZX-6R	34.455	31.060 0.017	22.106 0.026	20.234 0.152	1'47.855 1'48.050	15	0.195
16	38 H. SOOMER	EST Honda CBR600RR	34.552 0.119	31.089	22.061 0.032	20.189 0.046	1'47.891 1'48.088	16	0.197
17	23 M. ENDERLEIN	GER Yamaha YZF R6	34.938	30.987 0.035	22.059 0.073	19.939 0.062	1'47.923 1'48.093	17	0.170
18	26 K. WATANABE	JPN Kawasaki ZX-6R	34.493	31.237 0.107	22.132 0.049	20.174 0.043	1'48.036 1'48.235	20	0.199
19	78 H. OKUBO	JPN Honda CBR600RR	34.385	31.329 0.035	22.212	20.242	1'48.168 1'48.203	19	0.035
20	61 A. ZACCONE	ITA MV Agusta F3 675	34.672 0.042	31.227 0.033	21.935	20.555	1'48.389 1'48.464	21	0.075
21	65 M. CANDUCCI	ITA Kawasaki ZX-6R	34.524	31.513 0.115	22.371	20.098	1'48.506 1'48.621	22	0.115
22	35 S. HILL	GBR Triumph Daytona 675	34.966	31.314	22.205 0.013	20.103 0.070	1'48.588 1'48.671	23	0.083
23	25 A. BALDOLINI	ITA MV Agusta F3 675	34.719	31.443	22.223 0.187	20.301 0.178	1'48.686 1'49.051	24	0.365
24	10 N. GALERO	ESP Kawasaki ZX-6R	34.739	31.593 0.226	22.180	20.246 0.245	1'48.758 1'49.229	27	0.471
25	63 Z. KHAIRUDDIN	MAS Kawasaki ZX-6R	34.772 0.091	31.289 0.079	22.349 0.053	20.456	1'48.866 1'49.089	26	0.223
26	74 J. VAN SIKKELERUS	NED Yamaha YZF R6	34.934	31.425 0.179	22.271 0.022	20.251	1'48.881 1'49.082	25	0.201
27	83 L. EPIS	AUS Kawasaki ZX-6R	34.893 0.282	31.501	22.188	20.424 0.200	1'49.006 1'49.488	28	0.482
28	48 G. SCARCELLA	AUS Honda CBR600RR	35.363 0.437	32.118	22.827	20.363	1'50.671 1'51.108	29	0.437
Overall Ideal Time			33.643	30.338	21.545	19.720	1'45.246		

16/09/2017

These data/results cannot be reproduced, stored and/or transmitted in whole or in part by any manner of electronic, mechanical, photocopying, recording, broadcasting or otherwise now known or herein after developed without the previous express consent by the copyright owner, except for reproduction in daily press and regular printed publications on sale to the public within 60 days of the event related to those data/results and always provided that copyright symbol appears together as follows below.

© DORNA WSBK ORGANIZATION Srl 2017

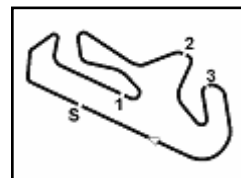
FICR PERUGIA TIMING



Official Tyre Supplier



Official Timekeeper



Portuguese Round, 15-16-17 September 2017

World Supersport - Chronological Analysis Free Practice 3rd Session

1° 32 S. MORAIS (1'45.387)							
Lap	Seg.1	Seg.2	Seg.3	Seg.4	Lap Time	km/h	Local Time
1		34.073	23.793	20.054			10:21'19.758
2	34.173	30.489	21.631	19.720	1'46.013	262,1	10:23'05.771
3	33.743	30.338	21.545	19.761	1'45.387	264,1	10:24'51.158
4	34.181	37.249	28.900	30.253	2'10.583CP	262,8	10:27'01.741
5	22'10.082	31.387	21.772	19.989	23'23.230P		10:50'24.971
6	34.060	30.460	21.621	19.888	1'46.029	262,1	10:52'11.000
7	51.904	33.796	22.176	27.712	2'15.588P	257,8	10:54'26.588

2	35.311	32.461	23.232	20.407	1'51.411	260,2	10:22'08.842
3	35.447	32.176	24.777	20.379	1'52.779	256,5	10:24'01.621
4	34.698	31.258	22.404	20.274	1'48.634	266,0	10:25'50.255
5	42.861	40.576	24.678	30.756	2'18.871CP	268,0	10:28'09.126
6	17'33.863	32.491	22.800	20.267	18'49.421P		10:46'58.547
7	34.614	31.076	21.850	20.274	1'47.814	267,3	10:48'46.361
8	34.177	30.927	21.724	20.296	1'47.124	264,1	10:50'33.485
9	34.378	30.959	21.940	20.353	1'47.630	263,4	10:52'21.115
10	38.499	32.652	24.551	28.207	2'03.909P	255,3	10:54'25.024

2° 1 K. SOFUOGLU (1'46.196)							
Lap	Seg.1	Seg.2	Seg.3	Seg.4	Lap Time	km/h	Local Time
1		32.327	22.258	20.120			10:21'11.407
2	34.036	30.667	21.602	19.891	1'46.196	263,4	10:22'57.603
3	33.775	30.788	21.724	19.996	1'46.283	269,3	10:24'43.886

8° 66 N. TUULI (1'47.196)							
Lap	Seg.1	Seg.2	Seg.3	Seg.4	Lap Time	km/h	Local Time
1		33.269	23.495	20.612			10:20'49.782
2	35.158	31.430	22.583	20.238	1'49.409	259,0	10:22'39.191
3	34.628	31.044	22.051	20.127	1'47.850	260,9	10:24'27.041
4	34.373	30.776	22.171	20.020	1'47.340C	260,9	10:26'14.381
5	39.340	35.875	24.374	29.036	2'08.625CP	220,9	10:28'23.006
6	17'23.262	32.060	24.218	20.320	18'39.860P		10:47'02.866
7	34.594	31.024	22.142	20.138	1'47.898	262,1	10:48'50.764
8	34.268	30.869	22.063	19.996	1'47.196	269,3	10:50'33.960
9	37.137	31.559	22.460	20.199	1'51.355	272,7	10:52'29.315

3° 99 P. JACOBSEN (1'46.307)							
Lap	Seg.1	Seg.2	Seg.3	Seg.4	Lap Time	km/h	Local Time
1		34.255	22.413	20.511			10:21'09.581
2	34.673	30.835	21.794	20.061	1'47.363	258,4	10:22'56.944
3	34.121	30.842	21.734	20.144	1'46.841	262,1	10:24'43.785
4	34.374	31.437	25.491	33.053	2'04.355CP	261,5	10:26'48.140
5	19'19.147	32.590	23.375	20.293	20'35.405P		10:47'23.545
6	34.248	30.676	21.691	20.178	1'46.793	260,2	10:49'10.338
7	33.835	34.468	21.778	20.247	1'50.328	264,1	10:51'00.666
8	34.039	30.539	21.627	20.102	1'46.307	260,9	10:52'46.973

9° 111 K. SMITH (1'47.227)							
Lap	Seg.1	Seg.2	Seg.3	Seg.4	Lap Time	km/h	Local Time
1		32.837	23.167	20.856			10:20'04.646
2	35.774	31.097	22.193	19.881	1'48.945	261,5	10:21'53.591
3	34.447	31.069	22.071	20.013	1'47.600	267,3	10:23'41.191
4	34.459	31.490	22.113	20.108	1'48.170	266,0	10:25'29.361
5	34.987	38.524	23.964	30.113	2'07.588CP	262,8	10:27'36.949
6	18'09.902	32.154	23.870	20.215	19'26.141P		10:47'03.090
7	34.653	30.985	22.170	19.942	1'47.750	267,3	10:48'50.840
8	34.405	30.961	22.040	19.821	1'47.227	270,7	10:50'38.067
9	34.401	31.248	22.104	20.160	1'47.913	270,0	10:52'25.980
10	42.477	37.894	25.896	32.545	2'18.812P	224,1	10:54'44.792

4° 16 J. CLUZEL (1'46.566)							
Lap	Seg.1	Seg.2	Seg.3	Seg.4	Lap Time	km/h	Local Time
1		33.650	24.443	20.532			10:21'23.505
2	34.581	30.760	21.845	20.222	1'47.408	262,1	10:23'10.913
3	34.327	30.859	22.322	20.275	1'47.783	262,8	10:24'58.696
4	34.473	33.781	23.923	27.202	1'59.379CP	260,9	10:26'58.075
5	19'34.207	31.893	22.493	20.259	20'48.852P		10:47'46.927
6	34.288	30.806	21.699	20.056	1'46.849	260,2	10:49'33.776
7	34.088	30.635	21.759	20.084	1'46.566	264,1	10:51'20.342
8	34.127	31.110	22.801	20.761	1'48.799	262,8	10:53'09.141

10° 81 L. STAPLEFORD (1'47.484)							
Lap	Seg.1	Seg.2	Seg.3	Seg.4	Lap Time	km/h	Local Time
1		32.899	23.154	20.735			10:20'04.304
2	35.398	31.429	22.308	20.097	1'49.232	259,6	10:21'53.536
3	34.863	31.727	22.171	19.988	1'48.749	259,6	10:23'42.285
4	34.468	31.083	21.949	19.984	1'47.484	262,1	10:25'29.769
5	35.422	35.438	24.341	29.905	2'05.106CP	263,4	10:27'34.875
6	18'49.404	33.524	23.085	20.048	20'06.061P		10:47'40.936
7	34.604	31.681	22.365	20.075	1'48.725	260,2	10:49'29.661
8	34.632	31.531	22.308	20.051	1'48.522	261,5	10:51'18.183
9	34.613	31.265	22.451	20.048	1'48.377	258,4	10:53'06.560

5° 144 L. MAHIAS (1'46.683)							
Lap	Seg.1	Seg.2	Seg.3	Seg.4	Lap Time	km/h	Local Time
1		31.969	22.137	20.555			10:21'34.324
2	34.356	30.756	21.809	20.051	1'46.972	260,9	10:23'21.296
3	34.167	30.635	21.707	20.174	1'46.683	263,4	10:25'07.979
4	34.047	31.492	25.461	29.658	2'00.658CP	262,1	10:27'08.637
5	19'43.556	31.916	22.189	20.226	20'57.887P		10:48'06.524
6	34.060	30.777	21.844	20.171	1'46.852	261,5	10:49'53.376
7	33.999	30.974	21.917	20.166	1'47.056	262,8	10:51'40.432
8	34.036	30.662	22.151	20.219	1'47.068	262,1	10:53'27.500

11° 71 C. BERGMAN (1'47.566)							
Lap	Seg.1	Seg.2	Seg.3	Seg.4	Lap Time	km/h	Local Time
1		33.273	23.001	20.678			10:20'54.666
2	35.351	31.386	22.837	20.352	1'49.926	259,0	10:22'44.592
3	34.737	31.375	22.257	20.244	1'48.613	257,8	10:24'33.205
4	34.518	30.949	22.205	20.292	1'47.964C	259,6	10:26'21.169
5	39.057	33.997	24.165	28.873	2'06.092CP	183,1	10:28'27.261
6	17'35.279	32.585	22.647	20.331	18'50.842P		10:47'18.103
7	34.830	31.128	22.024	20.307	1'48.289	258,4	10:49'06.392
8	34.420	30.993	22.173	20.457	1'48.043	260,9	10:50'54.435
9	34.130	31.208	22.026	20.202	1'47.566	261,5	10:52'42.001

6° 64 F. CARICASULO (1'46.874)							
Lap	Seg.1	Seg.2	Seg.3	Seg.4	Lap Time	km/h	Local Time
1		34.035	23.534	28.546			10:20'23.902
2	1'16.051	31.623	22.175	20.311	2'30.160P		10:22'54.062
3	34.254	31.117	21.999	20.094	1'47.464	264,1	10:24'41.526
4	34.289	30.942	21.927	20.163	1'47.321C	264,1	10:26'28.847
5	43.663	40.363	24.601	30.196	2'18.823CP	198,5	10:28'47.670
6	16'54.691	32.945	22.774	20.284	18'10.694P		10:46'58.364
7	34.048	31.104	21.938	20.271	1'47.361	266,0	10:48'45.725
8	33.919	30.949	21.772	20.234	1'46.874	265,4	10:50'32.599
9	33.868	30.716	32.770	23.450	2'00.804	267,3	10:52'33.403

12° 47 R. HARTOG (1'47.769)							
Lap	Seg.1	Seg.2	Seg.3	Seg.4	Lap Time	km/h	Local Time
1		33.441	22.875	20.476			10:20'00.811
2	35.122	31.814	22.403	20.537	1'49.876	260,2	10:21'50.687
3	34.749	31.711	22.240	20.183	1'48.883	261,5	10:23'39.570

16/09/2017

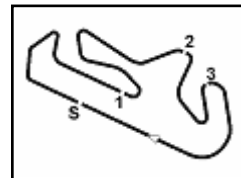
P = Pits In/Out - C = Lap-Time Cancelled

These data/results cannot be reproduced, stored and/or transmitted in whole or in part by any manner of electronic, mechanical, photocopying, recording, broadcasting or otherwise now known or herein after developed without the previous express consent by the copyright owner, except for reproduction in daily press and regular printed publications on sale to the public within 60 days of the event related to those data/results and always provided that copyright symbol appears together as follows below.

© DORNA WSBK ORGANIZATION Srl 2017

FIKR PERUGIA TIMING





Portuguese Round, 15-16-17 September 2017

World Supersport - Chronological Analysis Free Practice 3rd Session

Lap	Seg.1	Seg.2	Seg.3	Seg.4	Lap Time	km/h	Local Time
4	34.881	34.736	22.010	20.313	1'51.940	262,1	10:25'31.510
5	34.559	37.326	23.978	30.587	2'06.450CP	262,1	10:27'37.960
6	17'58.224	32.648	22.176	20.276	19'13.324P		10:46'51.284
7	34.480	31.879	22.047	20.425	1'48.831	258,4	10:48'40.115
8	34.397	31.374	21.846	20.152	1'47.769	259,0	10:50'27.884
9	34.551	31.245	21.905	20.308	1'48.009	260,9	10:52'15.893
10	1'00.231	35.842	25.503	33.950	2'35.526P	257,8	10:54'51.419
18° 78 H. OKUBO (1'48.203)							
Lap	Seg.1	Seg.2	Seg.3	Seg.4	Lap Time	km/h	Local Time
1		33.309	23.553	20.931			10:20'14.282
2	38.216	32.486	23.051	20.814	1'54.567	257,8	10:22'08.849
3	35.185	32.218	22.713	20.669	1'50.785	257,8	10:23'59.634
4	35.035	31.970	24.525	22.248	1'53.778C	254,7	10:25'53.412
5	41.358	40.490	25.444	34.166	2'21.458CP	259,6	10:28'14.870
6	17'28.524	32.344	23.178	20.381	18'44.427P		10:46'59.297
7	35.229	31.329	22.282	20.396	1'49.236	261,5	10:48'48.533
8	34.980	31.468	22.320	20.337	1'49.105	262,1	10:50'37.638
9	34.385	31.364	22.212	20.242	1'48.203	267,3	10:52'25.841
10	35.667	35.672	22.916	30.519	2'04.774P	265,4	10:54'30.615
19° 26 K. WATANABE (1'48.235)							
Lap	Seg.1	Seg.2	Seg.3	Seg.4	Lap Time	km/h	Local Time
1		34.204	23.133	21.190			10:20'04.588
2	36.044	31.757	22.388	20.400	1'50.589	261,5	10:21'55.177
3	34.896	31.737	22.357	20.323	1'49.313	262,1	10:23'44.490
4	35.318	31.916	22.809	20.229	1'50.272	259,0	10:25'34.762
5	34.547	35.822	23.805	28.871	2'03.045CP	270,7	10:27'37.807
6	18'07.465	32.069	22.145	20.321	19'22.000P		10:46'59.807
7	35.087	31.359	22.132	20.174	1'48.752	267,3	10:48'48.559
8	34.724	31.237	22.132	20.474	1'48.567	266,0	10:50'37.126
9	34.493	31.344	22.181	20.217	1'48.235	262,1	10:52'25.361
10	59.695	35.477	23.758	29.372	2'28.302P	261,5	10:54'53.663
20° 61 A. ZACCONE (1'48.464)							
Lap	Seg.1	Seg.2	Seg.3	Seg.4	Lap Time	km/h	Local Time
1		33.340	23.088	21.319			10:20'35.767
2	35.439	31.829	22.489	20.948	1'50.705	257,1	10:22'26.472
3	35.105	31.674	22.296	20.834	1'49.909	257,1	10:24'16.381
4	35.736	32.194	22.601	28.922	1'59.453CP	257,8	10:26'15.834
5	19'24.375	33.376	22.889	20.813	20'41.453P		10:46'57.287
6	35.140	31.943	22.267	20.645	1'49.995	257,1	10:48'47.282
7	34.714	31.260	21.935	20.555	1'48.464	262,1	10:50'35.746
8	34.672	31.227	22.687	20.674	1'49.260	261,5	10:52'25.006
9	43.640	39.347	26.065	32.507	2'21.559P	250,6	10:54'46.565
21° 65 M. CANDUCCI (1'48.621)							
Lap	Seg.1	Seg.2	Seg.3	Seg.4	Lap Time	km/h	Local Time
1		33.907	23.618	20.690			10:20'19.763
2	35.750	31.912	22.593	20.358	1'50.613	264,1	10:22'10.376
3	35.081	31.844	22.732	20.327	1'49.984	270,0	10:24'00.360
4	34.964	31.513	22.577	20.374	1'49.428	268,0	10:25'49.788
5	43.147	40.249	24.721	30.736	2'18.853CP	262,8	10:28'08.641
6	17'38.744	32.467	26.945	20.648	18'58.804P		10:47'07.445
7	34.752	31.581	22.431	20.336	1'49.100	264,1	10:48'56.545
8	34.524	31.628	22.371	20.098	1'48.621	266,7	10:50'45.166
9	35.053	31.887	22.480	20.298	1'49.718	268,7	10:52'34.884
22° 35 S. HILL (1'48.671)							
Lap	Seg.1	Seg.2	Seg.3	Seg.4	Lap Time	km/h	Local Time
1		33.198	23.126	21.754			10:20'00.215
2	35.420	31.607	22.507	20.109	1'49.643	256,5	10:21'49.858
3	35.039	31.888	22.475	20.103	1'49.505	259,0	10:23'39.363
4	34.968	31.522	22.242	20.229	1'48.961	260,2	10:25'28.324
5	35.060	38.305	24.875	32.023	2'10.263CP	257,8	10:27'38.587
6	18'38.697	37.167	23.865	20.663	20'00.392P		10:47'38.979
13° 4 G. REA (1'47.951)							
Lap	Seg.1	Seg.2	Seg.3	Seg.4	Lap Time	km/h	Local Time
1		32.723	23.275	20.760			10:20'05.157
2	35.560	34.483	22.638	20.383	1'53.064	258,4	10:21'58.221
3	34.788	31.085	21.932	20.196	1'48.001	260,9	10:23'46.222
4	34.895	31.152	21.975	20.323	1'48.345	262,8	10:25'34.567
5	34.494	35.186	23.606	28.832	2'02.118CP	264,1	10:27'36.685
6	18'11.869	32.254	23.198	20.446	19'27.767P		10:47'04.452
7	34.554	31.053	22.170	20.238	1'48.015	260,9	10:48'52.467
8	36.437	31.939	22.642	20.577	1'51.595	260,9	10:50'44.062
9	34.614	31.010	22.005	20.322	1'47.951	260,9	10:52'32.013
14° 77 K. RYDE (1'48.050)							
Lap	Seg.1	Seg.2	Seg.3	Seg.4	Lap Time	km/h	Local Time
1		32.425	22.611	20.431			10:20'07.953
2	34.765	31.254	22.331	20.234	1'48.584	262,8	10:21'56.537
3	34.680	31.341	22.395	20.269	1'48.685	264,1	10:23'45.222
4	36.873	31.269	22.342	21.168	1'51.652	261,5	10:25'36.874
5	35.067	34.458	24.018	30.020	2'03.563CP	264,1	10:27'40.437
6	17'55.316	34.078	22.438	20.292	19'12.124P		10:46'52.561
7	34.547	31.148	22.106	20.303	1'48.104	260,2	10:48'40.665
8	34.508	31.060	22.336	20.387	1'48.291	261,5	10:50'28.956
9	34.455	31.077	22.132	20.386	1'48.050	263,4	10:52'17.006
10	59.327	33.337	24.811	29.393	2'26.868P	255,3	10:54'43.874
15° 38 H. SOOMER (1'48.088)							
Lap	Seg.1	Seg.2	Seg.3	Seg.4	Lap Time	km/h	Local Time
1		33.039	23.119	20.788			10:20'09.033
2	35.133	31.473	22.727	20.436	1'49.769	261,5	10:21'58.802
3	34.552	31.258	22.061	20.279	1'48.150	266,0	10:23'46.952
4	34.722	31.358	22.167	20.189	1'48.436	266,7	10:25'35.388
5	35.412	35.343	24.040	29.139	2'03.934CP	257,8	10:27'39.322
6	18'07.821	32.153	23.814	20.243	19'24.031P		10:47'03.353
7	35.212	31.169	22.196	20.541	1'49.118	266,0	10:48'52.471
8	35.342	32.097	22.182	20.328	1'49.949	264,1	10:50'42.420
9	34.671	31.089	22.093	20.235	1'48.088	262,8	10:52'30.508
16° 23 M. ENDERLEIN (1'48.093)							
Lap	Seg.1	Seg.2	Seg.3	Seg.4	Lap Time	km/h	Local Time
1		33.154	23.930	20.567			10:20'15.240
2	35.417	31.866	22.586	20.278	1'50.147	260,9	10:22'05.387
3	35.154	31.662	22.398	20.182	1'49.396	259,0	10:23'54.783
4	35.041	31.420	22.206	20.284	1'48.951	258,4	10:25'43.734
5	48.834	41.024	25.076	31.872	2'26.806CP	258,4	10:28'10.540
6	17'51.129	33.039	22.589	20.200	19'06.957P		10:47'17.497
7	34.938	31.022	22.132	20.001	1'48.093	257,1	10:49'05.590
8	34.938	31.106	22.673	20.170	1'48.887	259,0	10:50'54.477
9	35.128	30.987	22.059	19.939	1'48.113	260,9	10:52'42.590
17° 87 L. ZANETTI (1'48.154)							
Lap	Seg.1	Seg.2	Seg.3	Seg.4	Lap Time	km/h	Local Time
1		33.763	23.784	22.190			10:20'17.929
2	35.088	32.354	23.514	20.627	1'51.583	266,0	10:22'09.512
3	35.292	31.809	22.496	20.576	1'50.173	268,7	10:23'59.685
4	36.785	32.361	22.429	22.074	1'53.649C	263,4	10:25'53.334
5	39.053	39.838	24.764	29.690	2'13.345CP	259,6	10:28'06.679

16/09/2017

P = Pits In/Out - C = Lap-Time Cancelled

These data/results cannot be reproduced, stored and/or transmitted in whole or in part by any manner of electronic, mechanical, photocopying, recording, broadcasting or otherwise now known or herein after developed without the previous express consent by the copyright owner, except for reproduction in daily press and regular printed publications on sale to the public within 60 days of the event related to those data/results and always provided that copyright symbol appears together as follows below.

© DORNA WSBK ORGANIZATION Srl 2017

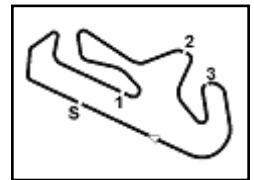
PIRELLI PERUGIA TIMING



Official Tyre Supplier



Official Timekeeper



Portimao 4.592 m

3 / 3

Portuguese Round, 15-16-17 September 2017

World Supersport - Chronological Analysis Free Practice 3rd Session

Lap	Seg.1	Seg.2	Seg.3	Seg.4	Lap Time	km/h	Local Time
7	35.124	31.751	22.361	20.273	1'49.509	258,4	10:49'28.488
8	37.976	32.286	22.205	20.173	1'52.640	257,1	10:51'21.128
9	34.966	31.314	22.218	20.173	1'48.671	260,9	10:53'09.799
23° 25 A. BALDOLINI (1'49.051)							
Lap	Seg.1	Seg.2	Seg.3	Seg.4	Lap Time	km/h	Local Time
1		32.473	23.400	20.654			10:20'05.346
2	35.636	31.587	22.506	20.301	1'50.030	254,7	10:21'55.376
3	34.719	31.443	22.410	20.479	1'49.051	266,0	10:23'44.427
4	36.326	31.791	22.223	20.446	1'50.786	261,5	10:25'35.213
29° 56 P. SEBESTYÉN ()							
Lap	Seg.1	Seg.2	Seg.3	Seg.4	Lap Time	km/h	Local Time
1							10:20'09.620
2	35.383				32.735	31.282	20.887
		59.346				39.494	2'45.505P
						260,2	10:22'55.125
24° 74 J. VAN SIKKELERUS (1'49.082)							
Lap	Seg.1	Seg.2	Seg.3	Seg.4	Lap Time	km/h	Local Time
1		32.457	23.363	20.683			10:20'05.672
2	35.561	31.771	22.472	20.338	1'50.142	254,1	10:21'55.814
3	34.934	31.604	22.293	20.251	1'49.082	260,2	10:23'44.896
4	35.234	31.425	22.342	20.479	1'49.480	262,1	10:25'34.376
5	35.534	35.549	24.156	29.141	2'04.380CP	258,4	10:27'38.756
6	18'02.025	34.324	24.253	20.413	19'21.015P		10:46'59.771
7	35.475	32.178	22.610	20.595	1'50.858	257,1	10:48'50.629
8	35.408	31.769	22.311	20.660	1'50.148	253,5	10:50'40.777
9	35.076	31.442	22.271	20.398	1'49.187	258,4	10:52'29.964
25° 63 Z. KHAIRUDDIN (1'49.089)							
Lap	Seg.1	Seg.2	Seg.3	Seg.4	Lap Time	km/h	Local Time
1		32.609	22.964	20.672			10:20'24.823
2	35.077	31.861	22.514	20.549	1'50.001	256,5	10:22'14.824
3	34.863	31.368	22.402	20.456	1'49.089	259,6	10:24'03.913
4	37.454	32.885	23.674	20.783	1'54.796C	259,6	10:25'58.709
5	43.684	35.570	26.211	32.552	2'18.017CP	207,3	10:28'16.726
6	17'45.492	34.834	26.878	20.564	19'07.768P		10:47'24.494
7	34.977	31.289	22.349	20.575	1'49.190	259,0	10:49'13.684
8	34.772	31.473	22.395	20.544	1'49.184	259,6	10:51'02.868
9	35.884	32.284	22.906	20.870	1'51.944	258,4	10:52'54.812
26° 10 N. CALERO (1'49.229)							
Lap	Seg.1	Seg.2	Seg.3	Seg.4	Lap Time	km/h	Local Time
1		33.005	23.683	20.491			10:20'19.862
2	35.806	32.084	22.667	20.420	1'50.977	255,9	10:22'10.839
3	34.942	31.887	22.691	20.360	1'49.880	266,0	10:24'00.719
4	35.044	31.593	22.460	20.246	1'49.343	264,1	10:25'50.062
5	43.446	40.792	25.012	31.818	2'21.068CP	260,9	10:28'11.130
6	17'37.674	32.380	23.238	20.483	18'53.775P		10:47'04.905
7	34.739	31.819	22.180	20.491	1'49.229	262,1	10:48'54.134
8	35.110	32.038	22.725	20.363	1'50.236	264,1	10:50'44.370
9	34.987	55.432	24.820	20.886	2'16.125	262,8	10:53'00.495
27° 83 L. EPIS (1'49.488)							
Lap	Seg.1	Seg.2	Seg.3	Seg.4	Lap Time	km/h	Local Time
1		33.244	23.176	20.833			10:19'54.345
2	35.481	32.279	22.428	20.774	1'50.962	248,8	10:21'45.307
3	35.175	31.501	22.188	20.624	1'49.488	252,9	10:23'34.795
4	35.077	31.798	22.256	20.596	1'49.727	253,5	10:25'24.522
5	36.335	38.914	24.109	30.356	2'09.714CP	253,5	10:27'34.236
6	18'02.184	33.567	22.630	20.424	19'18.805P		10:46'53.041
7	35.058	31.662	22.288	20.711	1'49.719	257,1	10:48'42.760
8	34.893	31.697	22.577	20.637	1'49.804	255,9	10:50'32.564
9	35.784	31.752	23.078	22.153	1'52.767	255,9	10:52'25.331
10	56.915	32.950	24.008	28.759	2'22.632P	206,1	10:54'47.963
28° 48 G. SCARCELLA (1'51.108)							
Lap	Seg.1	Seg.2	Seg.3	Seg.4	Lap Time	km/h	Local Time
1		33.887	23.879	20.852			10:20'15.325
2	36.748	32.779	23.821	20.408	1'53.756	260,2	10:22'09.081
3	35.800	32.118	22.827	20.363	1'51.108	258,4	10:24'00.189

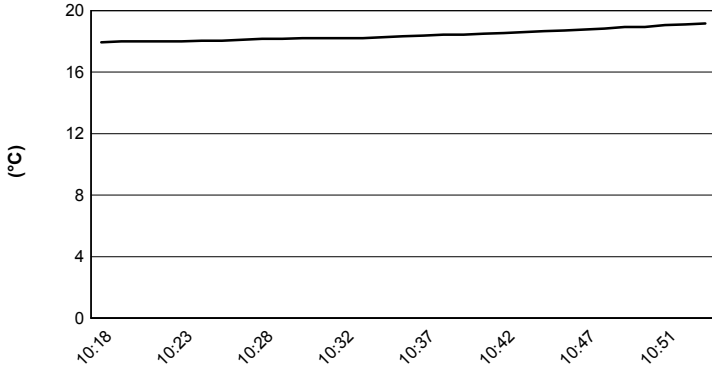
16/09/2017 P = Pits In/Out - C = Lap-Time Cancelled

These data/results cannot be reproduced, stored and/or transmitted in whole or in part by any manner of electronic, mechanical, photocopying, recording, broadcasting or otherwise now known or herein after developed without the previous express consent by the copyright owner, except for reproduction in daily press and regular printed publications on sale to the public within 60 days of the event related to those data/results and always provided that copyright symbol appears together as follows below.

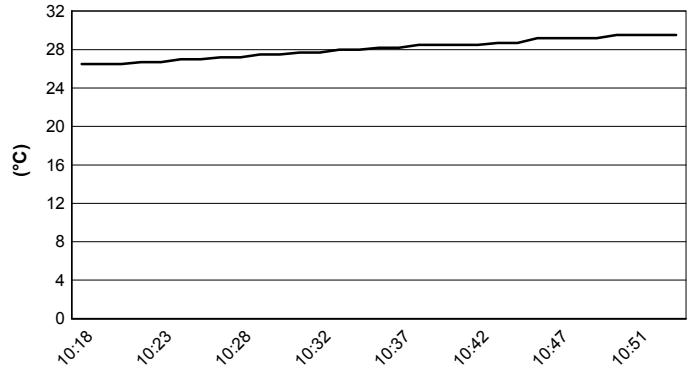
© DORNA WSBK ORGANIZATION Srl 2017

Portuguese Round, 15-16-17 September 2017
World Supersport - Weather Report Free Practice 3rd Session
 Session started 10:18 - Session ended 10:55

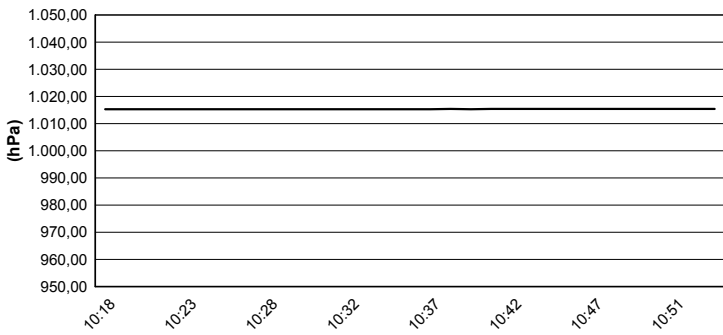
Air Temperature



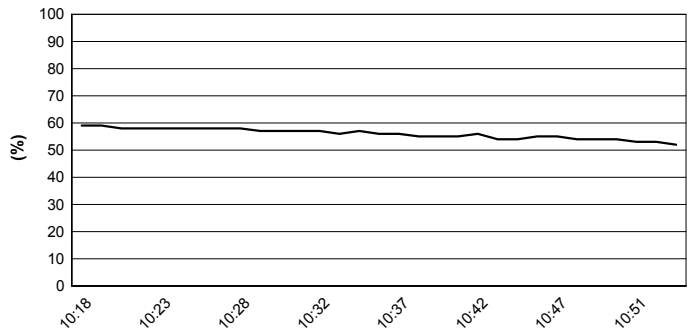
Track Temperature



Air Pressure



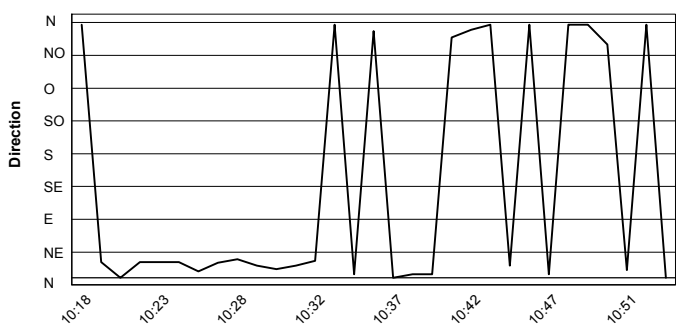
Humidity



Wind Speed



Wind Direction



16/09/2017

These data/results cannot be reproduced, stored and/or transmitted in whole or in part by any manner of electronic, mechanical, photocopying, recording, broadcasting or otherwise now known or herein after developed without the previous express consent by the copyright owner, except for reproduction in daily press and regular printed publications on sale to the public within 60 days of the event related to those data/results and always provided that copyright symbol appears together as follows below.

© DORNA WSBK ORGANIZATION Srl 2017