

Portimao 4.592 m

1 / 2

Portuguese Round, 15-16-17 September 2017

World Supersport - Results Superpole 1

No.	Rider	Nat	Team	Bike	Class	Time	Gap	Rel.	Laps	Speed	
										Avg	Max
1*	81 L. STAPLEFORD	GBR	Profile Racing	Triumph Daytona 675		1'46.318			7	155,488	261,5
2*	71 C. BERGMAN	SWE	CIA Landlord Insurance Honda	Honda CBR600RR		1'46.521	0.203	0.203	6	155,192	259,6
3	111 K. SMITH	GBR	GEMAR Team Lorini	Honda CBR600RR		1'46.640	0.322	0.119	6	155,019	266,7
4	87 L. ZANETTI	ITA	Team Factory Vamag	MV Agusta F3 675		1'46.834	0.516	0.194	6	154,737	268,7
5	77 K. RYDE	GBR	Kawasaki Puccetti Racing	Kawasaki ZX-6R		1'46.876	0.558	0.042	6	154,676	268,7
6	47 R. HARTOG	NED	Team Hartog - Jenik - Against Cancer	Kawasaki ZX-6R	ESS	1'46.948	0.630	0.072	7	154,572	259,6
7	23 M. ENDERLEIN	GER	MVR Racing	Yamaha YZF R6		1'47.448	1.130	0.500	7	153,853	259,6
8	26 K. WATANABE	JPN	Team Kawasaki Go Eleven	Kawasaki ZX-6R		1'47.539	1.221	0.091	4	153,723	264,1
9	63 Z. KHAIRUDDIN	MAS	Orelac Racing VerdNatura	Kawasaki ZX-6R		1'47.621	1.303	0.082	6	153,606	260,9
10	35 S. HILL	GBR	Profile Racing	Triumph Daytona 675		1'47.800	1.482	0.179	7	153,351	264,1
11	61 A. ZACCONI	ITA	MV Agusta Reparto Corse	MV Agusta F3 675	ESS	1'47.873	1.555	0.073	6	153,247	260,9
12	78 H. OKUBO	JPN	CIA Landlord Insurance Honda	Honda CBR600RR		1'47.881	1.563	0.008	6	153,236	260,9
13	38 H. SOOMER	EST	WILSport Racedays	Honda CBR600RR	ESS	1'48.317	1.999	0.436	6	152,619	258,4
14	56 P. SEBESTYÉN	HUN	SSP Hungary by Pedercini Racing	Kawasaki ZX-6R	ESS	1'48.369	2.051	0.052	6	152,545	258,4
15	83 L. EPIS	AUS	Response RE Racing	Kawasaki ZX-6R		1'48.466	2.148	0.097	6	152,409	257,1
16	74 J. VAN SIKKELERUS	NED	MVR Racing	Yamaha YZF R6	ESS	1'48.630	2.312	0.164	7	152,179	259,6
17	48 G. SCARCELLA	AUS	GEMAR Team Lorini	Honda CBR600RR		1'50.947	4.629	2.317	6	149,001	257,1
18	25 A. BALDOLINI	ITA	Race Department ATK#25	MV Agusta F3 675					0		
19	10 N. CALERO	ESP	Orelac Racing VerdNatura	Kawasaki ZX-6R					3		260,2

* Qualified to Superpole 2

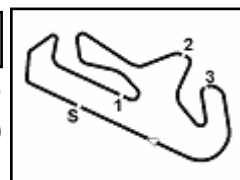
AIR	Humidity:	50%	Temp:	21°C
TRACK	Condition:	Dry	Temp:	37°C

Records	Pole (QP)	2015 J.Cluzel	1'44.554	158,110	Km/h
	Race (RC)	2010 M.Pirro	1'45.180	157,170	Km/h
	Circuit (QP)	2015 J.Cluzel	1'44.554	158,110	Km/h

Start 16/09/2017 12:35 End 12:51 The results are provisional until the end of the time limit for protests and appeals and the completion of the technical checks.

These data/results cannot be reproduced, stored and/or transmitted in whole or in part by any manner of electronic, mechanical, photocopying, recording, broadcasting or otherwise now known or herein after developed without the previous express consent by the copyright owner, except for reproduction in daily press and regular printed publications on sale to the public within 60 days of the event related to those data/results and always provided that copyright symbol appears together as follows below.

© DORNA WSBK ORGANIZATION Srl 2017



Portuguese Round, 15-16-17 September 2017

World Supersport - Results Superpole 1

Session Highlights

Local Time	No. Rider	Description
12.35.00		Start
12.41.17	78 H. OKUBO	On the Gravel - Re-Joined - Turn 1
12.42.20	83 L. EPIS	Lap Cancelled - Exceeded Track Limits - Turn 4
12.46.56	23 M. ENDERLEIN	On the Gravel - Re-Joined - Turn 1
12.47.53	83 L. EPIS	On the Gravel - Re-Joined - Turn 5
12.51.59		End Of Session

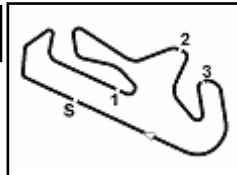
Fastest Laps Sequence

No.	Rider	Nat	Team	Bike	Local Time	Time	Gap	Avg
47	R. HARTOG	NED	Team Hartog - Jenik - Against Cancer	Kawasaki ZX-6R	12:38'40.511	1'48.046		153,001
111	K. SMITH	GBR	GEMAR Team Lorini	Honda CBR600RR	12:38'53.931	1'47.116	-0.930	154,330
81	L. STAPLEFORD	GBR	Profile Racing	Triumph Daytona 675	12:39'04.122	1'47.114	-0.002	154,333
71	C. BERGMAN	SWE	CIA Landlord Insurance Honda	Honda CBR600RR	12:39'26.659	1'47.019	-0.095	154,470
111	K. SMITH	GBR	GEMAR Team Lorini	Honda CBR600RR	12:40'40.571	1'46.640	-0.379	155,019
71	C. BERGMAN	SWE	CIA Landlord Insurance Honda	Honda CBR600RR	12:51'13.144	1'46.521	-0.119	155,192
81	L. STAPLEFORD	GBR	Profile Racing	Triumph Daytona 675	12:51'26.087	1'46.318	-0.203	155,488

16/09/2017 Start End The results are provisional until the end of the time limit for protests and appeals and the completion of the technical checks.

These data/results cannot be reproduced, stored and/or transmitted in whole or in part by any manner of electronic, mechanical, photocopying, recording, broadcasting or otherwise now known or herein after developed without the previous express consent by the copyright owner, except for reproduction in daily press and regular printed publications on sale to the public within 60 days of the event related to those data/results and always provided that copyright symbol appears together as follows below.

© DORNA WSBK ORGANIZATION Srl 2017



Portimao 4.592 m

Portuguese Round, 15-16-17 September 2017

World Supersport - Best Sector & Speed Superpole 1

BEST LAP			
1	81 L. STAPLEFORD	Triumph Daytona 675	1'46.318
2	71 C. BERGMAN	Honda CBR600RR	1'46.521
3	111 K. SMITH	Honda CBR600RR	1'46.640
4	87 L. ZANETTI	MV Agusta F3 675	1'46.834
5	77 K. RYDE	Kawasaki ZX-6R	1'46.876
6	47 R. HARTOG	Kawasaki ZX-6R	1'46.948
7	23 M. ENDERLEIN	Yamaha YZF R6	1'47.448
8	26 K. WATANABE	Kawasaki ZX-6R	1'47.539
9	63 Z. KHAIRUDDIN	Kawasaki ZX-6R	1'47.621
10	35 S. HILL	Triumph Daytona 675	1'47.800
11	61 A. ZACCONE	MV Agusta F3 675	1'47.873
12	78 H. OKUBO	Honda CBR600RR	1'47.881
13	38 H. SOOMER	Honda CBR600RR	1'48.317
14	56 P. SEBESTYÉN	Kawasaki ZX-6R	1'48.369
15	83 L. EPIS	Kawasaki ZX-6R	1'48.466
16	74 J. VAN SIKKELERUS	Yamaha YZF R6	1'48.630
17	48 G. SCARCELLA	Honda CBR600RR	1'50.947
18	10 N. CALERO	Kawasaki ZX-6R	
19	25 A. BALDOLINI	MV Agusta F3 675	

SPEED			
1	77 K. RYDE	Kawasaki ZX-6R	268,7
2	87 L. ZANETTI	MV Agusta F3 675	268,7
3	111 K. SMITH	Honda CBR600RR	266,7
4	35 S. HILL	Triumph Daytona 675	264,1
5	26 K. WATANABE	Kawasaki ZX-6R	264,1
6	81 L. STAPLEFORD	Triumph Daytona 675	261,5
7	78 H. OKUBO	Honda CBR600RR	260,9
8	61 A. ZACCONE	MV Agusta F3 675	260,9
9	63 Z. KHAIRUDDIN	Kawasaki ZX-6R	260,9
10	10 N. CALERO	Kawasaki ZX-6R	260,2
11	23 M. ENDERLEIN	Yamaha YZF R6	259,6
12	74 J. VAN SIKKELERUS	Yamaha YZF R6	259,6
13	47 R. HARTOG	Kawasaki ZX-6R	259,6
14	71 C. BERGMAN	Honda CBR600RR	259,6
15	56 P. SEBESTYÉN	Kawasaki ZX-6R	258,4
16	38 H. SOOMER	Honda CBR600RR	258,4
17	48 G. SCARCELLA	Honda CBR600RR	257,1
18	83 L. EPIS	Kawasaki ZX-6R	257,1

SEG. 1		SEG. 2		SEG. 3		SEG. 4					
1	111 K. SMITH	34.083	1	71 C. BERGMAN	30.317	1	47 R. HARTOG	21.681	1	81 L. STAPLEFORD	19.715
2	77 K. RYDE	34.094	2	87 L. ZANETTI	30.519	2	71 C. BERGMAN	21.707	2	35 S. HILL	19.972
3	71 C. BERGMAN	34.098	3	77 K. RYDE	30.582	3	111 K. SMITH	21.736	3	23 M. ENDERLEIN	19.983
4	87 L. ZANETTI	34.142	4	111 K. SMITH	30.586	4	61 A. ZACCONE	21.766	4	26 K. WATANABE	19.999
5	81 L. STAPLEFORD	34.158	5	81 L. STAPLEFORD	30.622	5	81 L. STAPLEFORD	21.770	5	71 C. BERGMAN	20.011
6	47 R. HARTOG	34.343	6	47 R. HARTOG	30.710	6	87 L. ZANETTI	21.796	6	111 K. SMITH	20.015
7	78 H. OKUBO	34.388	7	26 K. WATANABE	30.759	7	77 K. RYDE	21.861	7	77 K. RYDE	20.074
8	63 Z. KHAIRUDDIN	34.495	8	61 A. ZACCONE	30.878	8	23 M. ENDERLEIN	21.877	8	63 Z. KHAIRUDDIN	20.134
9	61 A. ZACCONE	34.618	9	23 M. ENDERLEIN	30.885	9	26 K. WATANABE	21.920	9	47 R. HARTOG	20.178
10	35 S. HILL	34.629	10	35 S. HILL	30.915	10	35 S. HILL	21.920	10	78 H. OKUBO	20.222
11	26 K. WATANABE	34.656	11	63 Z. KHAIRUDDIN	30.941	11	56 P. SEBESTYÉN	21.947	11	38 H. SOOMER	20.228
12	23 M. ENDERLEIN	34.670	12	56 P. SEBESTYÉN	30.947	12	63 Z. KHAIRUDDIN	21.977	12	61 A. ZACCONE	20.310
13	38 H. SOOMER	34.757	13	83 L. EPIS	30.966	13	78 H. OKUBO	21.999	13	87 L. ZANETTI	20.323
14	83 L. EPIS	34.794	14	38 H. SOOMER	30.973	14	74 J. VAN SIKKELER	22.056	14	48 G. SCARCELLA	20.399
15	56 P. SEBESTYÉN	34.807	15	74 J. VAN SIKKELER	31.025	15	38 H. SOOMER	22.078	15	74 J. VAN SIKKELER	20.411
16	74 J. VAN SIKKELER	34.840	16	78 H. OKUBO	31.041	16	83 L. EPIS	22.191	16	83 L. EPIS	20.431
17	48 G. SCARCELLA	35.232	17	48 G. SCARCELLA	31.929	17	48 G. SCARCELLA	22.830	17	56 P. SEBESTYÉN	20.482
18	10 N. CALERO	36.902	18	10 N. CALERO	34.281	18	10 N. CALERO	25.364	18	10 N. CALERO	21.267

16/09/2017

These data/results cannot be reproduced, stored and/or transmitted in whole or in part by any manner of electronic, mechanical, photocopying, recording, broadcasting or otherwise now known or herein after developed without the previous express consent by the copyright owner, except for reproduction in daily press and regular printed publications on sale to the public within 60 days of the event related to those data/results and always provided that copyright symbol appears together as follows below.

© DORNA WSBK ORGANIZATION Srl 2017

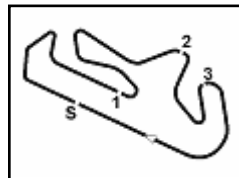
FICR PERUGIA TIMING



Official Tyre Supplier



Official Timekeeper



Portimao 4.592 m

Portuguese Round, 15-16-17 September 2017

World Supersport - Ideal Times Superpole 1

Rider No.	Nat	Bike	Seg. 1 Diff. 1	Seg. 2 Diff. 2	Seg. 3 Diff. 3	Seg. 4 Diff. 4	Ideal Time			
							Best Lap	Pos.	Diff.	
1	71 C. BERGMAN	SWE	Honda CBR600RR	34.098	30.317 0.303	21.707 0.074	20.011 0.011	1'46.133 1'46.521	4	0.388
2	81 L. STAPLEFORD	GBR	Triumph Daytona 675	34.158	30.622 0.053	21.770	19.715	1'46.265 1'46.318	3	0.053
3	111 K. SMITH	GBR	Honda CBR600RR	34.083	30.586 0.091	21.736 0.096	20.015 0.033	1'46.420 1'46.640	5	0.220
4	77 K. RYDE	GBR	Kawasaki ZX-6R	34.094 0.170	30.582 0.076	21.861	20.074 0.019	1'46.611 1'46.876	7	0.265
5	87 L. ZANETTI	ITA	MV Agusta F3 675	34.142 0.029	30.519	21.796 0.025	20.323	1'46.780 1'46.834	6	0.054
6	47 R. HARTOG	NED	Kawasaki ZX-6R	34.343	30.710	21.681	20.178 0.036	1'46.912 1'46.948	8	0.036
7	26 K. WATANABE	JPN	Kawasaki ZX-6R	34.656	30.759	21.920	19.999 0.205	1'47.334 1'47.539	10	0.205
8	23 M. ENDERLEIN	GER	Yamaha YZF R6	34.670	30.885	21.877	19.983 0.033	1'47.415 1'47.448	9	0.033
9	35 S. HILL	GBR	Triumph Daytona 675	34.629 0.191	30.915	21.920 0.173	19.972	1'47.436 1'47.800	12	0.364
10	63 Z. KHAIRUDDIN	MAS	Kawasaki ZX-6R	34.495	30.941	21.977 0.074	20.134	1'47.547 1'47.621	11	0.074
11	61 A. ZACCONE	ITA	MV Agusta F3 675	34.618 0.159	30.878	21.766 0.023	20.310 0.119	1'47.572 1'47.873	13	0.301
12	78 H. OKUBO	JPN	Honda CBR600RR	34.388	31.041 0.231	21.999	20.222	1'47.650 1'47.881	14	0.231
13	38 H. SOOMER	EST	Honda CBR600RR	34.757	30.973 0.098	22.078	20.228 0.183	1'48.036 1'48.317	15	0.281
14	56 P. SEBESTYÉN	HUN	Kawasaki ZX-6R	34.807	30.947 0.181	21.947 0.005	20.482	1'48.183 1'48.369	16	0.186
15	74 J. VAN SIKKELERUS	NED	Yamaha YZF R6	34.840	31.025 0.298	22.056	20.411	1'48.332 1'48.630	18	0.298
16	83 L. EPIS	AUS	Kawasaki ZX-6R	34.794	30.966	22.191 0.084	20.431	1'48.382 1'48.466	17	0.084
17	48 G. SCARCELLA	AUS	Honda CBR600RR	35.232	31.929 0.356	22.830 0.201	20.399	1'50.390 1'50.947	19	0.557
Overall Ideal Time				34.083	30.317	21.681	19.715	1'45.796		

16/09/2017

These data/results cannot be reproduced, stored and/or transmitted in whole or in part by any manner of electronic, mechanical, photocopying, recording, broadcasting or otherwise now known or herein after developed without the previous express consent by the copyright owner, except for reproduction in daily press and regular printed publications on sale to the public within 60 days of the event related to those data/results and always provided that copyright symbol appears together as follows below.

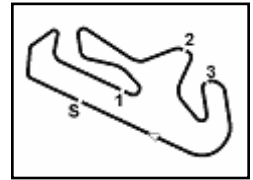
© DORNA WSBK ORGANIZATION Srl 2017

PIRELLI PERUGIA TIMING


Official Tyre Supplier



Official Timekeeper



Portimao 4.592 m

Portuguese Round, 15-16-17 September 2017

World Supersport - Chronological Analysis Superpole 1

1 / 2

1° 81 L. STAPLEFORD (1'46.318)							
Lap	Seg.1	Seg.2	Seg.3	Seg.4	Lap Time	km/h	Local Time
1		33.577	24.293	20.224			12:37'17.008
2	34.448	30.900	21.968	19.798	1'47.114	258,4	12:39'04.122
3	34.284	30.872	21.959	19.898	1'47.013	260,2	12:40'51.135
4	34.331	30.911	23.156	28.792	1'57.190P	261,5	12:42'48.325
5	1'57.655	32.381	22.426	19.890	3'12.352P		12:46'00.677
6	34.398	30.622	21.815	20.035	1'46.870	257,8	12:47'47.547
7	37.046	32.740	22.493	19.943	1'52.222	256,5	12:49'39.769
8	34.158	30.675	21.770	19.715	1'46.318	259,6	12:51'26.087

2° 71 C. BERGMAN (1'46.521)							
Lap	Seg.1	Seg.2	Seg.3	Seg.4	Lap Time	km/h	Local Time
1		32.395	23.301	20.416			12:37'39.640
2	34.532	30.696	21.707	20.084	1'47.019	256,5	12:39'26.659
3	34.459	30.317	22.024	20.011	1'46.811	258,4	12:41'13.470
4	35.905	31.896	22.791	28.057	1'58.649P	257,8	12:43'12.119
5	3'12.470	32.110	23.044	20.168	4'27.792P		12:47'39.911
6	34.414	30.488	21.727	20.083	1'46.712	257,8	12:49'26.623
7	34.098	30.620	21.781	20.022	1'46.521	259,6	12:51'13.144

3° 111 K. SMITH (1'46.640)							
Lap	Seg.1	Seg.2	Seg.3	Seg.4	Lap Time	km/h	Local Time
1		32.668	22.949	20.183			12:37'06.815
2	34.481	30.816	21.804	20.015	1'47.116	260,9	12:38'53.931
3	34.083	30.677	21.832	20.048	1'46.640	265,4	12:40'40.571
4	34.801	31.055	22.722	29.097	1'57.675P	266,7	12:42'38.246
5	3'30.236	31.387	22.598	20.184	4'44.405P		12:47'22.651
6	34.479	30.709	21.736	20.178	1'47.102	259,6	12:49'09.753
7	34.180	30.586	21.852	20.031	1'46.649	262,8	12:50'56.402

4° 87 L. ZANETTI (1'46.834)							
Lap	Seg.1	Seg.2	Seg.3	Seg.4	Lap Time	km/h	Local Time
1		33.070	23.164	20.565			12:37'08.539
2	34.772	30.977	21.796	20.363	1'47.908	264,1	12:38'56.447
3	34.167	30.815	21.924	20.329	1'47.235	268,7	12:40'43.682
4	34.214	34.567	24.318	28.059	2'01.158P	264,1	12:42'44.840
5	3'22.560	31.850	23.281	20.800	4'38.491P		12:47'23.331
6	34.171	30.519	21.821	20.323	1'46.834	266,7	12:49'10.165
7	34.142	30.583	21.799	20.355	1'46.879	265,4	12:50'57.044

5° 77 K. RYDE (1'46.876)							
Lap	Seg.1	Seg.2	Seg.3	Seg.4	Lap Time	km/h	Local Time
1		32.718	26.929	22.603			12:37'11.208
2	34.457	30.831	22.008	20.167	1'47.463	262,8	12:38'58.671
3	34.242	31.003	22.068	20.169	1'47.482	263,4	12:40'46.153
4	34.094	31.099	22.020	29.033	1'56.246P	264,1	12:42'42.399
5	3'06.119	47.055	28.015	20.455	4'41.644P		12:47'24.043
6	34.264	30.658	21.861	20.093	1'46.876	260,2	12:49'10.919
7	34.365	30.582	21.960	20.074	1'46.981	268,7	12:50'57.900

6° 47 R. HARTOG (1'46.948)							
Lap	Seg.1	Seg.2	Seg.3	Seg.4	Lap Time	km/h	Local Time
1		32.103	22.642	20.531			12:36'52.465
2	34.616	31.245	21.943	20.242	1'48.046	257,8	12:38'40.511
3	34.416	30.880	21.717	20.184	1'47.197	259,0	12:40'27.708
4	35.592	31.485	22.132	28.006	1'57.215P	258,4	12:42'24.923
5	2'07.000	31.421	22.100	20.178	3'20.699P		12:45'45.622
6	35.147	30.935	22.551	20.202	1'48.835	257,8	12:47'34.457
7	34.343	30.710	21.681	20.214	1'46.948	257,8	12:49'21.405
8	34.430	30.790	21.693	20.295	1'47.208	259,6	12:51'08.613

7° 23 M. ENDERLEIN (1'47.448)							
Lap	Seg.1	Seg.2	Seg.3	Seg.4	Lap Time	km/h	Local Time
1							
2							
3							
4							
5							
6							
7							
8							

1		33.755	23.430	20.202			12:37'01.659
2	36.253	31.561	22.283	19.983	1'50.080	254,1	12:38'51.739
3	34.670	30.885	21.877	20.016	1'47.448	259,6	12:40'39.187
4	34.855	31.551	23.881	20.397	1'50.684	258,4	12:42'29.871
5	34.917	31.037	22.116	20.124	1'48.194	257,1	12:44'18.065
6	34.739	30.964	29.220	20.819	1'55.742	253,5	12:46'13.807
7	39.728	32.178	22.812	20.273	1'54.991	255,3	12:48'08.798
8	37.678	31.801	23.538	20.753	1'53.770	255,9	12:50'02.568

8° 26 K. WATANABE (1'47.539)							
Lap	Seg.1	Seg.2	Seg.3	Seg.4	Lap Time	km/h	Local Time
1		32.189	22.433	20.339			12:36'57.350
2	34.816	32.046	23.150	27.007	1'57.019P	260,9	12:38'54.369
3	6'55.170	45.452	26.330	21.822	8'28.774P		12:47'23.143
4	34.656	30.759	21.920	20.204	1'47.539	257,8	12:49'10.682
5	34.752	30.858	22.027	19.999	1'47.636	264,1	12:50'58.318

9° 63 Z. KHAIRUDDIN (1'47.621)							
Lap	Seg.1	Seg.2	Seg.3	Seg.4	Lap Time	km/h	Local Time
1		34.444	28.071	20.650			12:37'10.133
2	34.850	31.334	23.161	20.422	1'49.767	259,6	12:38'59.900
3	34.495	30.941	22.051	20.134	1'47.621	260,9	12:40'47.521
4	35.731	32.060	22.702	29.428	1'59.921P	257,8	12:42'47.442
5	3'03.518	44.958	27.875	21.204	4'37.555P		12:47'24.997
6	34.746	31.602	21.977	20.456	1'48.781	257,8	12:49'13.778
7	34.700	31.288	22.139	20.398	1'48.525	257,8	12:51'02.303

10° 35 S. HILL (1'47.800)							
Lap	Seg.1	Seg.2	Seg.3	Seg.4	Lap Time	km/h	Local Time
1		32.791	24.219	21.469			12:37'02.036
2	35.293	30.989	22.131	19.989	1'48.402	264,1	12:38'50.438
3	34.820	30.915	22.093	19.972	1'47.800	260,2	12:40'38.238
4	35.459	31.642	24.861	28.413	2'00.375P	260,2	12:42'38.613
5	2'18.193	32.250	23.305	20.403	3'34.151P		12:46'12.764
6	37.898	33.221	23.905	23.624	1'58.648	257,8	12:48'11.412
7	34.629	31.098	21.920	20.210	1'47.857	260,9	12:49'59.269
8	34.639	30.922	22.045	20.233	1'47.839	258,4	12:51'47.108

11° 61 A. ZACCONE (1'47.873)							
Lap	Seg.1	Seg.2	Seg.3	Seg.4	Lap Time	km/h	Local Time
1		34.214	23.606	20.310			12:37'07.353
2	34.754	31.219	21.952	20.414	1'48.339	258,4	12:38'55.692
3	34.618	31.013	21.858	20.479	1'47.968	260,9	12:40'43.660
4	34.709	31.530	22.984	29.621	1'58.844P	259,6	12:42'42.504
5	3'49.054	32.721	23.676	20.379	5'05.830P		12:47'48.334
6	34.793	31.050	21.766	20.577	1'48.186	258,4	12:49'36.520
7	34.777	30.878	21.789	20.429	1'47.873	256,5	12:51'24.393

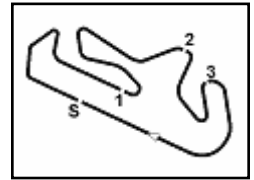
12° 78 H. OKUBO (1'47.881)							
Lap	Seg.1	Seg.2	Seg.3	Seg.4	Lap Time	km/h	Local Time
1		35.709	23.810	20.811			12:37'09.011
2	34.698	31.203	22.207	20.290	1'48.398	257,8	12:38'57.409
3	34.388	31.272	21.999	20.222	1'47.881	259,6	12:40'45.290
4	36.534	31.711	22.582	29.278	2'00.105P	260,9	12:42'45.395
5	2'45.845	34.545	25.027	21.802	4'07.219P		12:46'52.614
6	34.825	31.131	22.134	20.351	1'48.441	254,1	12:48'41.055
7	34.419	31.041	22.482	20.472	1'48.414	256,5	12:50'29.469

13° 38 H. SOOMER (1'48.317)							
Lap	Seg.1	Seg.2	Seg.3	Seg.4	Lap Time	km/h	Local Time
1		32.347	22.685	20.393			12:36'57.024
2	35.002	32.059	23.055	25.767	1'55.883P	257,1	12:38'52.907
3	2'57.235	31.637	22.513	20.453	4'11.838P		12:43'04.745
4	35.038	31.025	22.152	20.228	1'48.443	256,5	12:44'53.188
5	35.008	30.973	22.350	20.232	1'48.563	255,3	12:46'41.751

16/09/2017 P = Pits In/Out - C = Lap-Time Cancelled

These data/results cannot be reproduced, stored and/or transmitted in whole or in part by any manner of electronic, mechanical, photocopying, recording, broadcasting or otherwise now known or herein after developed without the previous express consent by the copyright owner, except for reproduction in daily press and regular printed publications on sale to the public within 60 days of the event related to those data/results and always provided that copyright symbol appears together as follows below.

© DORNA WSBK ORGANIZATION Srl 2017



Portuguese Round, 15-16-17 September 2017

World Supersport - Chronological Analysis Superpole 1

6	34.757	31.071	22.078	20.411	1'48.317	255,9	12:48'30.068
7	37.618	31.095	22.447	20.352	1'51.512	258,4	12:50'21.580

14° 56 P. SEBESTYÉN (1'48.369)							
Lap	Seg.1	Seg.2	Seg.3	Seg.4	Lap Time	km/h	Local Time
1		31.965	22.528	20.578			12:36'53.841
2	35.191	31.399	22.263	20.648	1'49.501	256,5	12:38'43.342
3	35.063	31.236	21.947	20.516	1'48.762	258,4	12:40'32.104
4	34.874	31.387	22.392	29.953	1'58.606P	257,1	12:42'30.710
5	2'47.961	32.744	23.282	28.249	4'12.236P		12:46'42.946
6	34.807	31.128	21.952	20.482	1'48.369	254,1	12:48'31.315
7	34.940	30.947	21.965	20.647	1'48.499	257,1	12:50'19.814

15° 83 L. EPIS (1'48.466)							
Lap	Seg.1	Seg.2	Seg.3	Seg.4	Lap Time	km/h	Local Time
1		32.693	23.070	20.560			12:36'52.773
2	35.119	31.197	22.385	20.539	1'49.240	257,1	12:38'42.013
3	34.794	30.966	22.275	20.431	1'48.466	255,3	12:40'30.479
4	35.112	31.726	22.759	27.725	1'57.322CP	252,9	12:42'27.801
5	3'01.247	31.820	22.771	20.616	4'16.454P		12:46'44.255
6	38.572	43.239	22.373	20.670	2'04.854	253,5	12:48'49.109
7	35.300	31.313	22.191	20.666	1'49.470	253,5	12:50'38.579

16° 74 J. VAN SIKKELERUS (1'48.630)							
Lap	Seg.1	Seg.2	Seg.3	Seg.4	Lap Time	km/h	Local Time
1		34.972	23.731	20.920			12:37'09.429
2	35.264	31.309	22.096	20.690	1'49.359	255,3	12:38'58.788
3	34.840	31.323	22.056	20.411	1'48.630	259,6	12:40'47.418
4	34.871	31.563	22.580	20.993	1'50.007	257,8	12:42'37.425
5	37.092	32.338	23.403	20.804	1'53.637	253,5	12:44'31.062
6	35.276	31.025	22.704	20.703	1'49.708	250,6	12:46'20.770
7	34.866	31.182	22.238	20.586	1'48.872	252,3	12:48'09.642
8	40.918	32.898	23.461	20.929	1'58.206	255,3	12:50'07.848

17° 48 G. SCARCELLA (1'50.947)							
Lap	Seg.1	Seg.2	Seg.3	Seg.4	Lap Time	km/h	Local Time
1		32.357	23.536	20.785			12:36'56.025
2	35.831	31.975	22.928	20.415	1'51.149	254,7	12:38'47.174
3	35.232	32.285	23.031	20.399	1'50.947	257,1	12:40'38.121
4	35.936	32.088	22.830	20.510	1'51.364	247,1	12:42'29.485
5	35.939	32.264	24.542	32.910	2'05.655P	254,1	12:44'35.140
6	2'17.998	32.808	22.842	20.561	3'34.209P		12:48'09.349
7	35.371	31.929	23.169	20.558	1'51.027	255,9	12:50'00.376

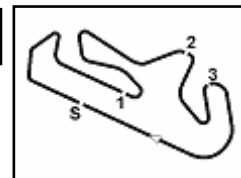
18° 10 N. CALERO ()							
Lap	Seg.1	Seg.2	Seg.3	Seg.4	Lap Time	km/h	Local Time
1		34.281	26.173	21.267			12:37'08.069
2	36.902	39.950	25.364	27.531	2'09.747P	260,2	12:39'17.816
3	6'08.482	36.602	25.858	30.713	7'41.655P		12:46'59.471
4	2'09.544	40.262	27.319	31.924	3'49.049P		12:50'48.520

16/09/2017

P = Pits In/Out - C = Lap-Time Cancelled

These data/results cannot be reproduced, stored and/or transmitted in whole or in part by any manner of electronic, mechanical, photocopying, recording, broadcasting or otherwise now known or herein after developed without the previous express consent by the copyright owner, except for reproduction in daily press and regular printed publications on sale to the public within 60 days of the event related to those data/results and always provided that copyright symbol appears together as follows below.

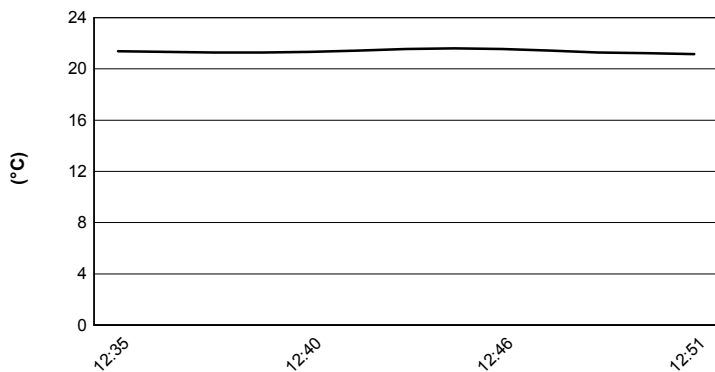
© DORNA WSBK ORGANIZATION Srl 2017



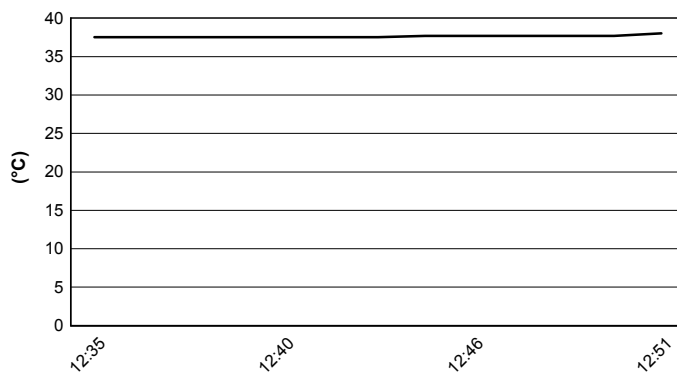
Portimao 4.592 m

Portuguese Round, 15-16-17 September 2017
World Supersport - Weather Report Superpole 1
 Session started 12:35 - Session ended 12:51


Air Temperature



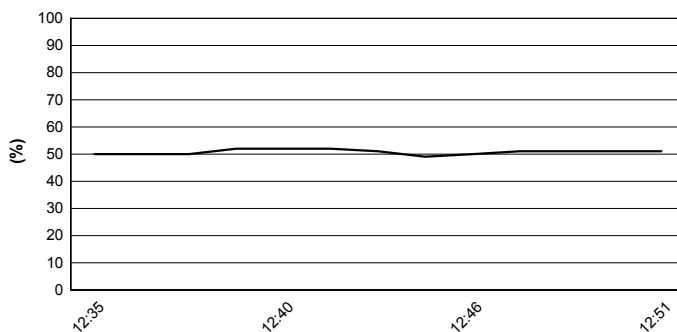
Track Temperature



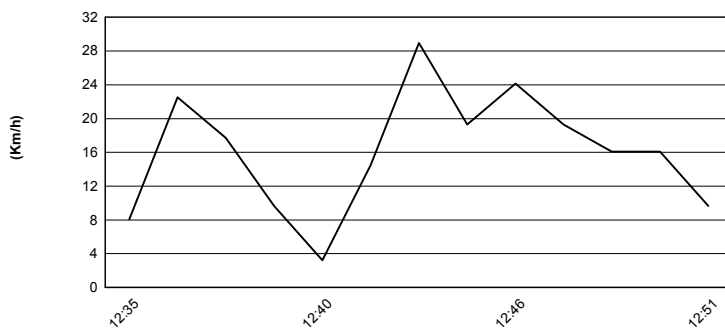
Air Pressure



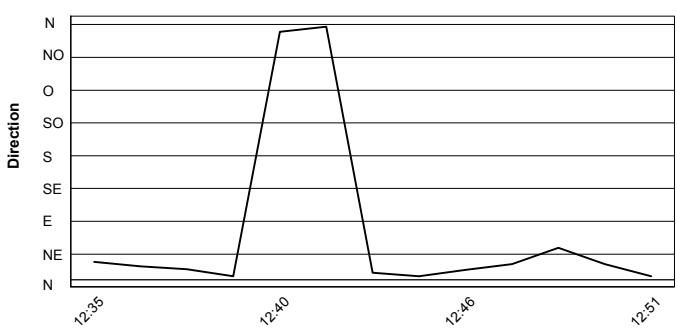
Humidity



Wind Speed



Wind Direction



16/09/2017

These data/results cannot be reproduced, stored and/or transmitted in whole or in part by any manner of electronic, mechanical, photocopying, recording, broadcasting or otherwise now known or herein after developed without the previous express consent by the copyright owner, except for reproduction in daily press and regular printed publications on sale to the public within 60 days of the event related to those data/results and always provided that copyright symbol appears together as follows below.

© DORNA WSBK ORGANIZATION Srl 2017

