

## Portuguese Round, 15-16-17 September 2017

### World Supersport - Results Warm Up

Portimao 4.592 m

1 / 2

No.	Rider	Nat	Team	Bike	Class	Time	Gap	Rel.	Laps	Speed	
										Avg	Max
1	1 K. SOFUOGLU	TUR	Kawasaki Puccetti Racing	Kawasaki ZX-6R		<b>1'45.086</b>			7	157,311	<b>273,4</b>
2	99 P. JACOBSEN	USA	MV Agusta Reparto Corse	MV Agusta F3 675		<b>1'45.660</b>	0.574	0.574	7	156,457	<b>272,7</b>
3	16 J. CLUZEL	FRA	CIA Landlord Insurance Honda	Honda CBR600RR		<b>1'45.832</b>	0.746	0.172	6	156,202	<b>275,5</b>
4	144 L. MAHIAS	FRA	GRT Yamaha Official WorldSSP Team	Yamaha YZF R6		<b>1'46.186</b>	1.100	0.354	7	155,682	<b>272,0</b>
5	111 K. SMITH	GBR	GEMAR Team Lorini	Honda CBR600RR		<b>1'46.430</b>	1.344	0.244	8	155,325	<b>271,4</b>
6	64 F. CARICASULO	ITA	GRT Yamaha Official WorldSSP Team	Yamaha YZF R6		<b>1'46.498</b>	1.412	0.068	8	155,225	<b>279,1</b>
7	32 S. MORAIS	RSA	Kallio Racing	Yamaha YZF R6		<b>1'46.548</b>	1.462	0.050	7	155,153	<b>272,0</b>
8	66 N. TUULI	FIN	Kallio Racing	Yamaha YZF R6		<b>1'46.938</b>	1.852	0.390	7	154,587	<b>274,1</b>
9	61 A. ZACCONE	ITA	MV Agusta Reparto Corse	MV Agusta F3 675	ESS	<b>1'47.055</b>	1.969	0.117	7	154,418	<b>269,3</b>
10	87 L. ZANETTI	ITA	Team Factory Vamag	MV Agusta F3 675		<b>1'47.123</b>	2.037	0.068	7	154,320	<b>274,1</b>
11	4 G. REA	GBR	Team Kawasaki Go Eleven	Kawasaki ZX-6R		<b>1'47.277</b>	2.191	0.154	8	154,098	<b>269,3</b>
12	11 C. GAMARINO	ITA	BARDAHL EVAN BROS. Honda Racing	Honda CBR600RR		<b>1'47.616</b>	2.530	0.339	8	153,613	<b>272,7</b>
13	71 C. BERGMAN	SWE	CIA Landlord Insurance Honda	Honda CBR600RR		<b>1'47.677</b>	2.591	0.061	8	153,526	<b>270,7</b>
14	23 M. ENDERLEIN	GER	MVR Racing	Yamaha YZF R6		<b>1'47.682</b>	2.596	0.005	8	153,519	<b>270,0</b>
15	47 R. HARTOG	NED	Team Hartog - Jenik - Against Cancer	Kawasaki ZX-6R	ESS	<b>1'47.729</b>	2.643	0.047	8	153,452	<b>269,3</b>
16	38 H. SOOMER	EST	WILSport Racedays	Honda CBR600RR	ESS	<b>1'47.894</b>	2.808	0.165	8	153,217	<b>274,1</b>
17	77 K. RYDE	GBR	Kawasaki Puccetti Racing	Kawasaki ZX-6R		<b>1'47.954</b>	2.868	0.060	8	153,132	<b>270,0</b>
18	81 L. STAPLEFORD	GBR	Profile Racing	Triumph Daytona 675		<b>1'48.014</b>	2.928	0.060	7	153,047	<b>268,7</b>
19	35 S. HILL	GBR	Profile Racing	Triumph Daytona 675		<b>1'48.136</b>	3.050	0.122	7	152,874	<b>269,3</b>
20	56 P. SEBESTYÉN	HUN	SSP Hungary by Pedercini Racing	Kawasaki ZX-6R	ESS	<b>1'48.166</b>	3.080	0.030	8	152,832	<b>267,3</b>
21	78 H. OKUBO	JPN	CIA Landlord Insurance Honda	Honda CBR600RR		<b>1'48.272</b>	3.186	0.106	6	152,682	<b>270,7</b>
22	65 M. CANDUCCI	ITA	3570 Puccetti Racing FMI	Kawasaki ZX-6R		<b>1'48.355</b>	3.269	0.083	8	152,565	<b>275,5</b>
23	74 J. VAN SIKKELERUS	NED	MVR Racing	Yamaha YZF R6	ESS	<b>1'48.438</b>	3.352	0.083	7	152,448	<b>264,1</b>
24	26 K. WATANABE	JPN	Team Kawasaki Go Eleven	Kawasaki ZX-6R		<b>1'48.499</b>	3.413	0.061	8	152,363	<b>269,3</b>
25	25 A. BALDOLINI	ITA	Race Department ATK#25	MV Agusta F3 675		<b>1'48.575</b>	3.489	0.076	6	152,256	<b>266,0</b>
26	83 L. EPIS	AUS	Response RE Racing	Kawasaki ZX-6R		<b>1'48.737</b>	3.651	0.162	8	152,029	<b>267,3</b>
27	10 N. CALERO	ESP	Orelac Racing VerdNatura	Kawasaki ZX-6R		<b>1'48.880</b>	3.794	0.143	7	151,830	<b>270,0</b>
28	63 Z. KHAIRUDDIN	MAS	Orelac Racing VerdNatura	Kawasaki ZX-6R		<b>1'48.949</b>	3.863	0.069	7	151,733	<b>268,0</b>
29	48 G. SCARCELLA	AUS	GEMAR Team Lorini	Honda CBR600RR		<b>1'50.665</b>	5.579	1.716	7	149,381	<b>269,3</b>

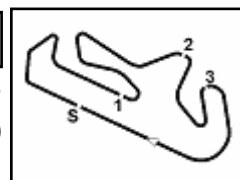
AIR	Humidity:	48%	Temp:	17°C
TRACK	Condition:	Dry	Temp:	21°C

Records	Pole (QP)	2015 J.Cluzel	1'44.554	158,110	Km/h
	Race (RC)	2010 M.Pirro	1'45.180	157,170	Km/h
	Circuit (QP)	2015 J.Cluzel	1'44.554	158,110	Km/h

Start 17/09/2017 09:00 End 09:16 The results are provisional until the end of the time limit for protests and appeals and the completion of the technical checks.

These data/results cannot be reproduced, stored and/or transmitted in whole or in part by any manner of electronic, mechanical, photocopying, recording, broadcasting or otherwise now known or herein after developed without the previous express consent by the copyright owner, except for reproduction in daily press and regular printed publications on sale to the public within 60 days of the event related to those data/results and always provided that copyright symbol appears together as follows below.

© DORNA WSBK ORGANIZATION Srl 2017



### Portuguese Round, 15-16-17 September 2017

### World Supersport - Results Warm Up

#### Session Highlights

Local Time	No. Rider	Description
09.00.00		Start
09.00.26		WorldSSP Pit Intervention Time: 1min 14secs
09.03.07	38 H. SOOMER	On the Gravel - Re-Joined - Turn 1
09.03.08	48 G. SCARCELLA	On the Gravel - Re-Joined - Turn 1
09.04.00	35 S. HILL	On the Gravel - Re-Joined - Turn 5
09.05.38	10 N. CALERO	On the Gravel - Re-Joined - Turn 1
09.05.39		On the Gravel - Re-Joined - Turn 1
09.06.31	38 H. SOOMER	On the Gravel - Re-Joined - Turn 1
09.06.42	78 H. OKUBO	On the Gravel - Turn 3
09.06.58	25 A. BALDOLINI	On the Gravel - Re-Joined - Turn 1
09.08.37	10 N. CALERO	On the Gravel - Re-Joined - Turn 5
09.09.00	11 C. GAMARINO	On the Gravel - Re-Joined - Turn 13
09.10.02	77 K. RYDE	On the Gravel - Re-Joined - Turn 13
09.10.35	11 C. GAMARINO	On the Gravel - Re-Joined - Turn 5
09.11.42	32 S. MORAIS	On the Gravel - Re-Joined - Turn 1
09.12.05	56 P. SEBESTYÉN	On the Gravel - Re-Joined - Turn 5
09.12.17	25 A. BALDOLINI	On the Gravel - Re-Joined - Turn 1
09.12.48	63 Z. KHAIRUDDIN	On the Gravel - Re-Joined - Turn 1
09.14.30	48 G. SCARCELLA	On the Gravel - Re-Joined - Turn 5
09.14.31	74 J. VAN SIKKELERUS	On the Gravel - Re-Joined - Turn 5
09.15.38	78 H. OKUBO	On the Gravel - Re-Joined - Turn 10
09.16.47		End Of Session

#### Fastest Laps Sequence

No.	Rider	Nat	Team	Bike	Local Time	Time	Gap	Avg
1	K. SOFUOGLU	TUR	Kawasaki Puccetti Racing	Kawasaki ZX-6R	09:03'36.943	<b>1'46.673</b>		154,971
1	K. SOFUOGLU	TUR	Kawasaki Puccetti Racing	Kawasaki ZX-6R	09:05'22.899	<b>1'45.956</b>	-0.717	156,019
1	K. SOFUOGLU	TUR	Kawasaki Puccetti Racing	Kawasaki ZX-6R	09:07'08.543	<b>1'45.644</b>	-0.312	156,480
1	K. SOFUOGLU	TUR	Kawasaki Puccetti Racing	Kawasaki ZX-6R	09:08'53.764	<b>1'45.221</b>	-0.423	157,109
1	K. SOFUOGLU	TUR	Kawasaki Puccetti Racing	Kawasaki ZX-6R	09:12'24.338	<b>1'45.086</b>	-0.135	157,311

Start 09:00 End 09:16 The results are provisional until the end of the time limit for protests and appeals and the completion of the technical checks.

These data/results cannot be reproduced, stored and/or transmitted in whole or in part by any manner of electronic, mechanical, photocopying, recording, broadcasting or otherwise now known or herein after developed without the previous express consent by the copyright owner, except for reproduction in daily press and regular printed publications on sale to the public within 60 days of the event related to those data/results and always provided that copyright symbol appears together as follows below.

© DORNA WSBK ORGANIZATION Srl 2017

## Portuguese Round, 15-16-17 September 2017

### World Supersport - Best Sector & Speed Warm Up

Portimao 4.592 m

BEST LAP		
1	1 K. SOFUOGLU	Kawasaki ZX-6R 1'45.086
2	99 P. JACOBSEN	MV Agusta F3 675 1'45.660
3	16 J. CLUZEL	Honda CBR600RR 1'45.832
4	144 L. MAHIAS	Yamaha YZF R6 1'46.186
5	111 K. SMITH	Honda CBR600RR 1'46.430
6	64 F. CARICASULO	Yamaha YZF R6 1'46.498
7	32 S. MORAIS	Yamaha YZF R6 1'46.548
8	66 N. TUULI	Yamaha YZF R6 1'46.938
9	61 A. ZACCONE	MV Agusta F3 675 1'47.055
10	87 L. ZANETTI	MV Agusta F3 675 1'47.123
11	4 G. REA	Kawasaki ZX-6R 1'47.277
12	11 C. GAMARINO	Honda CBR600RR 1'47.616
13	71 C. BERGMAN	Honda CBR600RR 1'47.677
14	23 M. ENDERLEIN	Yamaha YZF R6 1'47.682
15	47 R. HARTOG	Kawasaki ZX-6R 1'47.729
16	38 H. SOOMER	Honda CBR600RR 1'47.894
17	77 K. RYDE	Kawasaki ZX-6R 1'47.954
18	81 L. STAPLEFORD	Triumph Daytona 675 1'48.014
19	35 S. HILL	Triumph Daytona 675 1'48.136
20	56 P. SEBESTYÉN	Kawasaki ZX-6R 1'48.166
21	78 H. OKUBO	Honda CBR600RR 1'48.272
22	65 M. CANDUCCI	Kawasaki ZX-6R 1'48.355
23	74 J. VAN SIKKELERUS	Yamaha YZF R6 1'48.438
24	26 K. WATANABE	Kawasaki ZX-6R 1'48.499
25	25 A. BALDOLINI	MV Agusta F3 675 1'48.575
26	83 L. EPIS	Kawasaki ZX-6R 1'48.737
27	10 N. CALERO	Kawasaki ZX-6R 1'48.880
28	63 Z. KHAIRUDDIN	Kawasaki ZX-6R 1'48.949
29	48 G. SCARCELLA	Honda CBR600RR 1'50.665

SPEED		
1	64 F. CARICASULO	Yamaha YZF R6 279,1
2	65 M. CANDUCCI	Kawasaki ZX-6R 275,5
3	16 J. CLUZEL	Honda CBR600RR 275,5
4	38 H. SOOMER	Honda CBR600RR 274,1
5	66 N. TUULI	Yamaha YZF R6 274,1
6	87 L. ZANETTI	MV Agusta F3 675 274,1
7	1 K. SOFUOGLU	Kawasaki ZX-6R 273,4
8	11 C. GAMARINO	Honda CBR600RR 272,7
9	99 P. JACOBSEN	MV Agusta F3 675 272,7
10	32 S. MORAIS	Yamaha YZF R6 272,0
11	144 L. MAHIAS	Yamaha YZF R6 272,0
12	111 K. SMITH	Honda CBR600RR 271,4
13	78 H. OKUBO	Honda CBR600RR 270,7
14	71 C. BERGMAN	Honda CBR600RR 270,7
15	77 K. RYDE	Kawasaki ZX-6R 270,0
16	23 M. ENDERLEIN	Yamaha YZF R6 270,0
17	10 N. CALERO	Kawasaki ZX-6R 270,0
18	47 R. HARTOG	Kawasaki ZX-6R 269,3
19	48 G. SCARCELLA	Honda CBR600RR 269,3
20	4 G. REA	Kawasaki ZX-6R 269,3
21	26 K. WATANABE	Kawasaki ZX-6R 269,3
22	61 A. ZACCONE	MV Agusta F3 675 269,3
23	35 S. HILL	Triumph Daytona 675 269,3
24	81 L. STAPLEFORD	Triumph Daytona 675 268,7
25	63 Z. KHAIRUDDIN	Kawasaki ZX-6R 268,0
26	56 P. SEBESTYÉN	Kawasaki ZX-6R 267,3
27	83 L. EPIS	Kawasaki ZX-6R 267,3
28	25 A. BALDOLINI	MV Agusta F3 675 266,0
29	74 J. VAN SIKKELERUS	Yamaha YZF R6 264,1

SEG. 1			SEG. 2			SEG. 3			SEG. 4		
1	1 K. SOFUOGLU	33.567	1	99 P. JACOBSEN	30.387	1	1 K. SOFUOGLU	21.420	1	1 K. SOFUOGLU	19.608
2	64 F. CARICASULO	33.821	2	16 J. CLUZEL	30.434	2	99 P. JACOBSEN	21.583	2	99 P. JACOBSEN	19.723
3	16 J. CLUZEL	33.904	3	1 K. SOFUOGLU	30.478	3	144 L. MAHIAS	21.592	3	16 J. CLUZEL	19.759
4	144 L. MAHIAS	33.921	4	144 L. MAHIAS	30.619	4	16 J. CLUZEL	21.601	4	65 M. CANDUCCI	19.790
5	99 P. JACOBSEN	33.939	5	111 K. SMITH	30.656	5	64 F. CARICASULO	21.663	5	23 M. ENDERLEIN	19.811
6	32 S. MORAIS	33.971	6	32 S. MORAIS	30.659	6	4 G. REA	21.765	6	144 L. MAHIAS	19.832
7	111 K. SMITH	33.984	7	64 F. CARICASULO	30.755	7	61 A. ZACCONE	21.765	7	111 K. SMITH	19.837
8	87 L. ZANETTI	34.099	8	61 A. ZACCONE	30.854	8	111 K. SMITH	21.796	8	66 N. TUULI	19.857
9	66 N. TUULI	34.168	9	87 L. ZANETTI	30.920	9	32 S. MORAIS	21.797	9	32 S. MORAIS	19.863
10	61 A. ZACCONE	34.220	10	66 N. TUULI	30.947	10	87 L. ZANETTI	21.801	10	35 S. HILL	19.888
11	4 G. REA	34.266	11	71 C. BERGMAN	30.967	11	47 R. HARTOG	21.830	11	81 L. STAPLEFORD	19.894
12	77 K. RYDE	34.297	12	4 G. REA	30.969	12	11 C. GAMARINO	21.857	12	64 F. CARICASULO	19.917
13	47 R. HARTOG	34.306	13	23 M. ENDERLEIN	31.041	13	66 N. TUULI	21.963	13	4 G. REA	19.989
14	11 C. GAMARINO	34.338	14	35 S. HILL	31.055	14	23 M. ENDERLEIN	21.983	14	38 H. SOOMER	20.000
15	71 C. BERGMAN	34.433	15	11 C. GAMARINO	31.062	15	77 K. RYDE	22.005	15	11 C. GAMARINO	20.003
16	38 H. SOOMER	34.463	16	77 K. RYDE	31.079	16	26 K. WATANABE	22.019	16	61 A. ZACCONE	20.019
17	23 M. ENDERLEIN	34.467	17	38 H. SOOMER	31.122	17	78 H. OKUBO	22.029	17	10 N. CALERO	20.081
18	63 Z. KHAIRUDDIN	34.511	18	47 R. HARTOG	31.127	18	38 H. SOOMER	22.072	18	47 R. HARTOG	20.090
19	83 L. EPIS	34.514	19	81 L. STAPLEFORD	31.181	19	83 L. EPIS	22.079	19	83 L. EPIS	20.121
20	74 J. VAN SIKKELER	34.535	20	78 H. OKUBO	31.213	20	71 C. BERGMAN	22.079	20	87 L. ZANETTI	20.146
21	56 P. SEBESTYÉN	34.553	21	25 A. BALDOLINI	31.246	21	56 P. SEBESTYÉN	22.106	21	56 P. SEBESTYÉN	20.148
22	65 M. CANDUCCI	34.579	22	65 M. CANDUCCI	31.251	22	25 A. BALDOLINI	22.127	22	77 K. RYDE	20.152
23	78 H. OKUBO	34.595	23	56 P. SEBESTYÉN	31.296	23	65 M. CANDUCCI	22.131	23	63 Z. KHAIRUDDIN	20.155
24	26 K. WATANABE	34.638	24	74 J. VAN SIKKELER	31.362	24	35 S. HILL	22.178	24	71 C. BERGMAN	20.159
25	81 L. STAPLEFORD	34.638	25	26 K. WATANABE	31.420	25	74 J. VAN SIKKELER	22.194	25	48 G. SCARCELLA	20.166
26	10 N. CALERO	34.652	26	83 L. EPIS	31.427	26	81 L. STAPLEFORD	22.202	26	78 H. OKUBO	20.216
27	35 S. HILL	34.780	27	63 Z. KHAIRUDDIN	31.441	27	10 N. CALERO	22.318	27	25 A. BALDOLINI	20.229
28	25 A. BALDOLINI	34.936	28	10 N. CALERO	31.465	28	63 Z. KHAIRUDDIN	22.436	28	26 K. WATANABE	20.240
29	48 G. SCARCELLA	35.182	29	48 G. SCARCELLA	32.052	29	48 G. SCARCELLA	22.888	29	74 J. VAN SIKKELER	20.286

17/09/2017

These data/results cannot be reproduced, stored and/or transmitted in whole or in part by any manner of electronic, mechanical, photocopying, recording, broadcasting or otherwise now known or herein after developed without the previous express consent by the copyright owner, except for reproduction in daily press and regular printed publications on sale to the public within 60 days of the event related to those data/results and always provided that copyright symbol appears together as follows below.

© DORNA WSBK ORGANIZATION Srl 2017

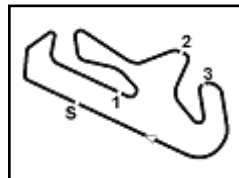
FICR PERUGIA TIMING



Official Tyre Supplier



Official Timekeeper



Portimao 4.592 m

## Portuguese Round, 15-16-17 September 2017

### World Supersport - Ideal Times Warm Up

Rider No.	Nat	Bike	Seg. 1 Diff. 1	Seg. 2 Diff. 2	Seg. 3 Diff. 3	Seg. 4 Diff. 4	Ideal Time			
							Best Lap	Pos.	Diff.	
1	1 K. SOFUOGLU	TUR	Kawasaki ZX-6R	<b>33.567</b>	30.478	<b>21.420</b>	<b>19.608</b> 0.013	<b>1'45.073</b> 1'45.086	1	0.013
2	99 P. JACOBSEN	USA	MV Agusta F3 675	33.939 0.016	<b>30.387</b>	21.583 0.012	19.723	<b>1'45.632</b> 1'45.660	2	0.028
3	16 J. CLUZEL	FRA	Honda CBR600RR	33.904 0.134	30.434	21.601	19.759	<b>1'45.698</b> 1'45.832	3	0.134
4	144 L. MAHIAS	FRA	Yamaha YZF R6	33.921	30.619 0.126	21.592 0.083	19.832 0.013	<b>1'45.964</b> 1'46.186	4	0.222
5	64 F. CARICASULO	ITA	Yamaha YZF R6	33.821 0.209	30.755	21.663	19.917 0.133	<b>1'46.156</b> 1'46.498	6	0.342
6	111 K. SMITH	GBR	Honda CBR600RR	33.984 0.079	30.656	21.796 0.078	19.837	<b>1'46.273</b> 1'46.430	5	0.157
7	32 S. MORAIS	RSA	Yamaha YZF R6	33.971 0.180	30.659	21.797 0.033	19.863 0.045	<b>1'46.290</b> 1'46.548	7	0.258
8	61 A. ZACCONE	ITA	MV Agusta F3 675	34.220	30.854 0.109	21.765 0.088	20.019	<b>1'46.858</b> 1'47.055	9	0.197
9	66 N. TUULI	FIN	Yamaha YZF R6	34.168	30.947 0.003	21.963	19.857	<b>1'46.935</b> 1'46.938	8	0.003
10	87 L. ZANETTI	ITA	MV Agusta F3 675	34.099 0.157	30.920	21.801	20.146	<b>1'46.966</b> 1'47.123	10	0.157
11	4 G. REA	GBR	Kawasaki ZX-6R	34.266 0.192	30.969 0.015	21.765	19.989 0.081	<b>1'46.989</b> 1'47.277	11	0.288
12	11 C. GAMARINO	ITA	Honda CBR600RR	34.338 0.239	31.062	21.857	20.003 0.117	<b>1'47.260</b> 1'47.616	12	0.356
13	23 M. ENDERLEIN	GER	Yamaha YZF R6	34.467	31.041	21.983 0.125	19.811 0.255	<b>1'47.302</b> 1'47.682	14	0.380
14	47 R. HARTOG	NED	Kawasaki ZX-6R	34.306 0.001	31.127 0.182	21.830 0.193	20.090	<b>1'47.353</b> 1'47.729	15	0.376
15	77 K. RYDE	GBR	Kawasaki ZX-6R	34.297	31.079 0.181	22.005 0.154	20.152 0.086	<b>1'47.533</b> 1'47.954	17	0.421
16	71 C. BERGMAN	SWE	Honda CBR600RR	34.433	30.967	22.079	20.159 0.039	<b>1'47.638</b> 1'47.677	13	0.039
17	38 H. SOOMER	EST	Honda CBR600RR	34.463 0.070	31.122	22.072 0.119	20.000 0.048	<b>1'47.657</b> 1'47.894	16	0.237
18	65 M. CANDUCCI	ITA	Kawasaki ZX-6R	34.579 0.099	31.251 0.032	22.131 0.200	19.790 0.273	<b>1'47.751</b> 1'48.355	22	0.604
19	35 S. HILL	GBR	Triumph Daytona 675	34.780 0.058	31.055 0.177	22.178	19.888	<b>1'47.901</b> 1'48.136	19	0.235
20	81 L. STAPLEFORD	GBR	Triumph Daytona 675	34.638 0.055	31.181 0.044	22.202	19.894	<b>1'47.915</b> 1'48.014	18	0.099
21	78 H. OKUBO	JPN	Honda CBR600RR	34.595 0.054	31.213	22.029 0.048	20.216 0.117	<b>1'48.053</b> 1'48.272	21	0.219
22	56 P. SEBESTYÉN	HUN	Kawasaki ZX-6R	34.553 0.012	31.296	22.106 0.008	20.148 0.043	<b>1'48.103</b> 1'48.166	20	0.063
23	83 L. EPIS	AUS	Kawasaki ZX-6R	34.514	31.427 0.227	22.079	20.121 0.369	<b>1'48.141</b> 1'48.737	26	0.596
24	26 K. WATANABE	JPN	Kawasaki ZX-6R	34.638	31.420	22.019 0.182	20.240	<b>1'48.317</b> 1'48.499	24	0.182
25	74 J. VAN SIKKELERUS	NED	Yamaha YZF R6	34.535	31.362	22.194	20.286 0.061	<b>1'48.377</b> 1'48.438	23	0.061
26	10 N. CALERO	ESP	Kawasaki ZX-6R	34.652 0.335	31.465	22.318 0.011	20.081 0.018	<b>1'48.516</b> 1'48.880	27	0.364
27	25 A. BALDOLINI	ITA	MV Agusta F3 675	34.936	31.246	22.127	20.229 0.037	<b>1'48.538</b> 1'48.575	25	0.037
28	63 Z. KHAIRUDDIN	MAS	Kawasaki ZX-6R	34.511 0.346	31.441	22.436	20.155 0.060	<b>1'48.543</b> 1'48.949	28	0.406
29	48 G. SCARCELLA	AUS	Honda CBR600RR	35.182	32.052 0.192	22.888 0.065	20.166 0.120	<b>1'50.288</b> 1'50.665	29	0.377
<b>Overall Ideal Time</b>				33.567	30.387	21.420	19.608	<b>1'44.982</b>		

17/09/2017

These data/results cannot be reproduced, stored and/or transmitted in whole or in part by any manner of electronic, mechanical, photocopying, recording, broadcasting or otherwise now known or herein after developed without the previous express consent by the copyright owner, except for reproduction in daily press and regular printed publications on sale to the public within 60 days of the event related to those data/results and always provided that copyright symbol appears together as follows below.

© DORNA WSBK ORGANIZATION Srl 2017

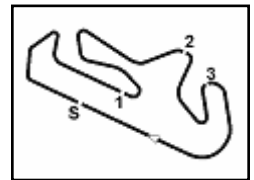
FICR PERUGIA TIMING



Official Tyre Supplier



Official Timekeeper



## Portuguese Round, 15-16-17 September 2017

### World Supersport - Chronological Analysis Warm Up

#### 1° 1 K. SOFUOGLU (1'45.086)

Lap	Seg.1	Seg.2	Seg.3	Seg.4	Lap Time	km/h	Local Time
1		31.606	22.471	19.859			9:01'50.270
2	34.191	30.930	21.773	19.779	1'46.673	270,0	9:03'36.943
3	33.964	30.749	21.611	19.632	1'45.956	272,0	9:05'22.899
4	33.792	30.597	21.619	19.636	1'45.644	272,7	9:07'08.543
5	33.595	30.484	21.534	<b>19.608</b>	1'45.221	272,7	9:08'53.764
6	33.644	30.562	21.590	19.692	1'45.488	<b>273,4</b>	9:10'39.252
7	<b>33.567</b>	<b>30.478</b>	<b>21.420</b>	19.621	<b>1'45.086</b>	272,7	9:12'24.338
8	37.415	33.148	24.892	30.926	2'06.381P	267,3	9:14'30.719

#### 2° 99 P. JACOBSEN (1'45.660)

Lap	Seg.1	Seg.2	Seg.3	Seg.4	Lap Time	km/h	Local Time
1		31.992	23.644	20.328			9:03'02.749
2	34.457	30.803	<b>21.583</b>	19.835	1'46.678	271,4	9:04'49.427
3	34.214	30.654	24.114	19.890	1'48.872	271,4	9:06'38.299
4	33.955	<b>30.387</b>	21.595	<b>19.723</b>	<b>1'45.660</b>	269,3	9:08'23.959
5	35.116	31.007	21.796	19.935	1'47.854	272,0	9:10'11.813
6	34.411	31.060	21.585	19.967	1'47.023	269,3	9:11'58.836
7	<b>33.939</b>	30.505	21.708	19.988	1'46.140	271,4	9:13'44.976
8	33.983	30.615	21.629	19.894	1'46.121	<b>272,7</b>	9:15'31.097

#### 3° 16 J. CLUZEL (1'45.832)

Lap	Seg.1	Seg.2	Seg.3	Seg.4	Lap Time	km/h	Local Time
1		32.861	22.651	20.756			9:02'45.101
2	34.933	31.187	22.067	20.079	1'48.266	270,0	9:04'33.367
3	34.280	30.605	21.632	19.867	1'46.384	272,7	9:06'19.751
4	34.533	31.104	22.534	26.741	1'54.912P	270,0	9:08'14.663
5	2'13.195	32.088	22.310	19.826	3'27.419P		9:11'42.082
6	34.038	<b>30.434</b>	<b>21.601</b>	<b>19.759</b>	<b>1'45.832</b>	273,4	9:13'27.914
7	<b>33.904</b>	30.733	21.626	19.907	1'46.170	<b>275,5</b>	9:15'14.084

#### 4° 144 L. MAHIAS (1'46.186)

Lap	Seg.1	Seg.2	Seg.3	Seg.4	Lap Time	km/h	Local Time
1		32.618	22.635	20.121			9:03'19.355
2	34.386	30.854	21.613	19.977	1'46.830	268,7	9:05'06.185
3	34.238	30.668	<b>21.592</b>	<b>19.832</b>	1'46.330	270,0	9:06'52.515
4	34.146	<b>30.619</b>	21.727	20.053	1'46.545	270,7	9:08'39.060
5	34.449	30.773	21.845	19.915	1'46.982	269,3	9:10'26.042
6	<b>33.921</b>	30.745	21.675	19.845	<b>1'46.186</b>	271,4	9:12'12.228
7	33.949	30.801	22.129	20.256	1'47.135	271,4	9:13'59.363
8	33.943	30.670	21.858	19.852	1'46.323	<b>272,0</b>	9:15'45.686

#### 5° 111 K. SMITH (1'46.430)

Lap	Seg.1	Seg.2	Seg.3	Seg.4	Lap Time	km/h	Local Time
1		31.552	22.493	20.076			9:01'52.934
2	35.172	31.403	21.811	20.013	1'48.399	270,0	9:03'41.333
3	34.228	30.697	21.843	19.926	1'46.694	270,7	9:05'28.027
4	34.142	30.792	21.800	19.844	1'46.578	270,7	9:07'14.605
5	34.180	30.879	22.078	19.838	1'46.975	270,7	9:09'01.580
6	34.179	30.704	<b>21.796</b>	19.908	1'46.587	270,0	9:10'48.167
7	34.063	<b>30.656</b>	21.874	<b>19.837</b>	<b>1'46.430</b>	270,7	9:12'34.597
8	<b>33.984</b>	30.763	22.166	19.871	1'46.784	<b>271,4</b>	9:14'21.381
9	34.009	30.934	21.921	19.839	1'46.703	268,7	9:16'08.084

#### 6° 64 F. CARICASULO (1'46.498)

Lap	Seg.1	Seg.2	Seg.3	Seg.4	Lap Time	km/h	Local Time
1		32.279	22.153	20.080			9:02'07.088
2	34.888	31.923	22.090	20.141	1'49.042	274,8	9:03'56.130
3	34.351	31.230	21.796	<b>19.917</b>	1'47.294	273,4	9:05'43.424
4	35.207	31.372	22.022	20.044	1'48.645	277,6	9:07'32.069
5	34.109	31.075	22.581	20.271	1'48.036	274,8	9:09'20.105
6	<b>33.821</b>	31.136	21.824	20.123	1'46.904	<b>279,1</b>	9:11'07.009
7	33.924	30.986	21.809	20.001	1'46.720	272,7	9:12'53.729

8	33.940	31.302	21.952	20.194	1'47.388	274,1	9:14'41.117
9	34.030	<b>30.755</b>	<b>21.663</b>	20.050	<b>1'46.498</b>	272,0	9:16'27.615

#### 7° 32 S. MORAIS (1'46.548)

Lap	Seg.1	Seg.2	Seg.3	Seg.4	Lap Time	km/h	Local Time
1		32.411	22.888	19.948			9:02'59.279
2	34.526	31.110	<b>21.797</b>	<b>19.863</b>	1'47.296	270,0	9:04'46.575
3	34.147	30.915	21.868	19.937	1'46.867	267,3	9:06'33.442
4	34.151	<b>30.659</b>	21.830	19.908	<b>1'46.548</b>	266,7	9:08'19.990
5	34.081	31.023	22.606	19.879	1'47.589	269,3	9:10'07.579
6	34.123	30.876	21.814	19.927	1'46.740	268,0	9:11'54.319
7	<b>33.971</b>	31.137	21.874	20.017	1'46.999	268,7	9:13'41.318
8	39.006	32.956	22.984	28.672	2'03.618P	<b>272,0</b>	9:15'44.936

#### 8° 66 N. TUULI (1'46.938)

Lap	Seg.1	Seg.2	Seg.3	Seg.4	Lap Time	km/h	Local Time
1		32.795	22.828	19.879			9:02'04.066
2	34.664	31.332	22.273	19.909	1'48.178	<b>274,1</b>	9:03'52.244
3	<b>34.168</b>	30.950	<b>21.963</b>	<b>19.857</b>	<b>1'46.938</b>	272,0	9:05'39.182
4	38.001	<b>30.947</b>	22.258	27.938	1'59.144P	<b>274,1</b>	9:07'38.326
5	1'53.489	31.343	22.480	20.082	3'07.394P		9:10'45.720
6	34.617	31.201	22.048	20.023	1'47.889	270,0	9:12'33.609
7	34.382	31.130	22.098	20.078	1'47.688	269,3	9:14'21.297
8	34.694	31.526	22.436	29.914	1'58.570P	260,9	9:16'19.867

#### 9° 61 A. ZACCONE (1'47.055)

Lap	Seg.1	Seg.2	Seg.3	Seg.4	Lap Time	km/h	Local Time
1		33.033	22.985	21.617			9:02'58.130
2	35.731	31.368	22.032	20.130	1'49.261	265,4	9:04'47.391
3	34.623	30.970	21.883	20.065	1'47.541	<b>269,3</b>	9:06'34.932
4	34.385	30.895	<b>21.765</b>	20.210	1'47.255	<b>269,3</b>	9:08'22.187
5	<b>34.220</b>	30.963	21.853	<b>20.019</b>	<b>1'47.055</b>	268,7	9:10'09.242
6	34.265	30.934	21.784	20.199	1'47.182	<b>269,3</b>	9:11'56.424
7	34.300	<b>30.854</b>	21.810	20.250	1'47.214	267,3	9:13'43.638
8	35.021	31.624	22.126	20.469	1'49.240	266,7	9:15'32.878

#### 10° 87 L. ZANETTI (1'47.123)

Lap	Seg.1	Seg.2	Seg.3	Seg.4	Lap Time	km/h	Local Time
1		32.017	22.354	20.293			9:02'08.332
2	34.437	31.252	22.580	20.303	1'48.572	272,0	9:03'56.904
3	34.256	<b>30.920</b>	<b>21.801</b>	<b>20.146</b>	<b>1'47.123</b>	272,7	9:05'44.027
4	35.110	31.144	22.376	20.246	1'48.876	272,7	9:07'32.903
5	38.633	39.000	29.278	28.191	2'15.102P	272,7	9:09'48.005
6	1'53.076	32.329	21.888	20.275	3'07.568P		9:12'55.573
7	<b>34.099</b>	31.002	21.942	20.285	1'47.328	273,4	9:14'22.901
8	34.617	31.242	21.896	20.460	1'48.215	<b>274,1</b>	9:16'31.116

#### 11° 4 G. REA (1'47.277)

Lap	Seg.1	Seg.2	Seg.3	Seg.4	Lap Time	km/h	Local Time
1		32.793	22.762	20.049			9:02'04.546
2	35.226	31.274	21.838	20.052	1'48.390	<b>269,3</b>	9:03'52.936
3	34.458	30.984	<b>21.765</b>	20.070	<b>1'47.277</b>	268,0	9:05'40.213
4	37.349	31.200	21.994	20.502	1'51.045	268,0	9:07'31.258
5	34.406	31.318	22.544	20.316	1'48.584	266,7	9:09'19.842
6	34.750	<b>30.969</b>	21.870	<b>19.989</b>	1'47.578	265,4	9:11'07.420
7	<b>34.266</b>	31.407	21.832	20.149	1'47.654	<b>269,3</b>	9:12'55.074
8	34.362	30.970	22.002	20.240	1'47.574	266,7	9:14'42.648
9	35.033	34.352	23.094	20.384	1'52.863	<b>269,3</b>	9:16'35.511

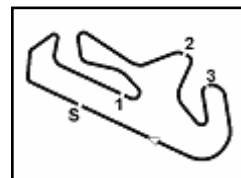
#### 12° 11 C. GAMARINO (1'47.616)

Lap	Seg.1	Seg.2	Seg.3	Seg.4	Lap Time	km/h	Local Time
1		31.801	22.387	20.096			9:01'54.612
2	35.050	31.425	22.203	<b>20.003</b>	1'48.681	267,3	9:03'43.293
3	34.577	<b>31.062</b>	<b>21.857</b>	20.120	<b>1'47.616</b>	272,0	9:05'30.909
4	34.463	31.460	21.933	20.281	1'48.137	269,3	9:07'19.046

17/09/2017 P = Pits In/Out - C = Lap-Time Cancelled

These data/results cannot be reproduced, stored and/or transmitted in whole or in part by any manner of electronic, mechanical, photocopying, recording, broadcasting or otherwise now known or herein after developed without the previous express consent by the copyright owner, except for reproduction in daily press and regular printed publications on sale to the public within 60 days of the event related to those data/results and always provided that copyright symbol appears together as follows below.

© DORNA WSBK ORGANIZATION Srl 2017



Portimao 4.592 m

**2 / 3**

## Portuguese Round, 15-16-17 September 2017 World Supersport - Chronological Analysis Warm Up

5	34.569	32.831	28.194	21.670	1'57.264	265,4	9:09'16.310
6	35.065	35.776	22.259	20.034	1'53.134	268,7	9:11'09.444
7	34.417	31.892	22.442	20.111	1'48.862	<b>272,7</b>	9:12'58.306
8	<b>34.338</b>	31.430	22.172	20.243	1'48.183	270,7	9:14'46.489
9	34.444	31.337	22.530	20.324	1'48.635	268,0	9:16'35.124

9	34.375	31.329	22.134	20.260	1'48.098	268,7	9:16'25.771
---	--------	--------	--------	--------	----------	-------	-------------

### 13° 71 C. BERGMAN (1'47.677)

Lap	Seg.1	Seg.2	Seg.3	Seg.4	Lap Time	km/h	Local Time
1		33.290	23.522	20.347			9:02'05.548
2	36.537	32.387	22.956	20.179	1'52.059	<b>270,7</b>	9:03'57.607
3	35.219	31.676	22.514	20.414	1'49.823	269,3	9:05'47.430
4	34.974	31.484	22.372	20.240	1'49.070	266,7	9:07'36.500
5	34.875	31.348	22.276	<b>20.159</b>	1'48.658	267,3	9:09'25.158
6	34.655	31.362	22.133	20.402	1'48.552	268,7	9:11'13.710
7	35.880	32.396	24.002	20.450	1'52.728	262,8	9:13'06.438
8	34.700	31.272	22.104	20.229	1'48.305	266,7	9:14'54.743
9	<b>34.433</b>	<b>30.967</b>	<b>22.079</b>	20.198	<b>1'47.677</b>	268,0	9:16'42.420

### 18° 81 L. STAPLEFORD (1'48.014)

Lap	Seg.1	Seg.2	Seg.3	Seg.4	Lap Time	km/h	Local Time
1		32.156	22.859	19.974			9:03'00.425
2	39.044	32.013	22.899	20.089	1'54.045	<b>268,7</b>	9:04'54.470
3	35.007	31.518	22.505	20.007	1'49.037	267,3	9:06'43.507
4	34.961	31.446	22.298	19.941	1'48.646	268,0	9:08'32.153
5	34.824	31.751	22.305	20.042	1'48.922	266,7	9:10'21.075
6	34.693	31.225	<b>22.202</b>	<b>19.894</b>	<b>1'48.014</b>	264,1	9:12'09.089
7	39.876	31.921	22.667	20.038	1'54.502	267,3	9:14'03.591
8	<b>34.638</b>	<b>31.181</b>	22.599	19.957	1'48.375	257,8	9:15'51.966

### 19° 35 S. HILL (1'48.136)

Lap	Seg.1	Seg.2	Seg.3	Seg.4	Lap Time	km/h	Local Time
1		35.053	23.435	20.475			9:02'51.973
2	<b>34.780</b>	39.900	29.379	20.009	2'04.068	266,0	9:04'56.041
3	34.907	31.328	22.568	20.304	1'49.107	268,7	9:06'45.148
4	34.960	31.405	22.241	19.961	1'48.567	<b>269,3</b>	9:08'33.715
5	34.838	31.232	<b>22.178</b>	<b>19.888</b>	<b>1'48.136</b>	268,0	9:10'21.851
6	34.952	<b>31.055</b>	22.284	19.915	1'48.206	268,7	9:12'10.057
7	35.127	31.329	22.441	20.264	1'49.161	268,7	9:13'59.218
8	35.111	31.330	22.268	20.189	1'48.898	260,9	9:15'48.116

### 14° 23 M. ENDERLEIN (1'47.682)

Lap	Seg.1	Seg.2	Seg.3	Seg.4	Lap Time	km/h	Local Time
1		32.724	23.201	20.131			9:02'08.946
2	38.157	31.761	22.651	20.068	1'52.637	269,3	9:04'01.583
3	34.995	31.276	22.289	20.008	1'48.568	267,3	9:05'50.151
4	34.815	31.081	22.141	19.962	1'47.999	268,0	9:07'38.150
5	35.017	31.057	<b>21.983</b>	19.888	1'47.945	268,7	9:09'26.095
6	<b>34.467</b>	<b>31.041</b>	22.108	20.066	<b>1'47.682</b>	269,3	9:11'13.777
7	34.863	31.209	22.165	<b>19.811</b>	1'48.048	268,7	9:13'01.825
8	34.893	32.027	22.457	19.947	1'49.324	<b>270,0</b>	9:14'51.149
9	34.787	31.293	22.087	19.878	1'48.045	268,7	9:16'39.194

### 20° 56 P. SEBESTYÉN (1'48.166)

Lap	Seg.1	Seg.2	Seg.3	Seg.4	Lap Time	km/h	Local Time
1		32.565	22.982	20.513			9:01'57.244
2	35.071	31.722	22.305	20.302	1'49.400	266,7	9:03'46.644
3	37.254	31.634	22.225	20.504	1'51.617	<b>267,3</b>	9:05'38.261
4	35.051	31.455	22.141	20.262	1'48.909	266,0	9:07'27.170
5	34.770	31.304	<b>22.106</b>	20.340	1'48.520	264,7	9:09'15.690
6	34.614	31.486	22.143	20.241	1'48.484	264,7	9:11'04.174
7	<b>34.553</b>	37.375	22.384	20.346	1'54.658	266,0	9:12'58.832
8	34.719	31.406	22.527	<b>20.148</b>	1'48.800	266,0	9:14'47.632
9	34.565	<b>31.296</b>	22.114	20.191	<b>1'48.166</b>	266,7	9:16'35.798

### 15° 47 R. HARTOG (1'47.729)

Lap	Seg.1	Seg.2	Seg.3	Seg.4	Lap Time	km/h	Local Time
1		32.244	22.202	20.121			9:01'53.851
2	35.204	31.805	22.160	20.126	1'49.295	<b>269,3</b>	9:03'43.146
3	35.329	31.253	<b>21.830</b>	20.222	1'48.634	<b>269,3</b>	9:05'31.780
4	34.307	31.309	22.023	<b>20.090</b>	<b>1'47.729</b>	268,0	9:07'19.509
5	36.177	32.036	22.293	20.174	1'50.680	268,7	9:09'10.189
6	34.514	31.344	21.934	20.183	1'47.975	268,0	9:10'58.164
7	34.317	31.269	21.944	20.213	1'47.743	267,3	9:12'45.907
8	34.450	<b>31.127</b>	22.044	20.195	1'47.816	268,7	9:14'33.723
9	<b>34.306</b>	31.474	22.026	20.336	1'48.142	266,7	9:16'21.865

### 21° 78 H. OKUBO (1'48.272)

Lap	Seg.1	Seg.2	Seg.3	Seg.4	Lap Time	km/h	Local Time
1		31.958	22.536	<b>20.216</b>			9:01'52.503
2	34.790	31.469	22.273	20.328	1'48.860	268,0	9:03'41.363
3	34.649	<b>31.213</b>	22.077	20.333	<b>1'48.272</b>	<b>270,7</b>	9:05'29.635
4	39.061	31.264	23.621	28.822	2'02.768P	255,3	9:07'32.403
5	3'11.783	33.533	<b>22.029</b>	20.452	4'27.797P		9:12'00.200
6	<b>34.595</b>	32.238	22.999	20.536	1'50.368	266,0	9:13'50.568
7	34.931	32.041	29.287	33.903	2'10.162P	264,1	9:16'00.730

### 16° 38 H. SOOMER (1'47.894)

Lap	Seg.1	Seg.2	Seg.3	Seg.4	Lap Time	km/h	Local Time
1		32.591	22.980	20.472			9:01'56.969
2	36.360	32.000	22.221	20.345	1'50.926	<b>274,1</b>	9:03'47.895
3	34.616	31.498	<b>22.072</b>	20.155	1'48.341	273,4	9:05'36.236
4	43.297	31.251	22.401	<b>20.000</b>	1'56.949	273,4	9:07'33.185
5	34.616	31.967	22.188	20.188	1'48.959	270,0	9:09'22.144
6	34.533	<b>31.122</b>	22.191	20.048	<b>1'47.894</b>	270,7	9:11'10.038
7	37.255	31.364	22.491	20.340	1'51.450	273,4	9:13'01.488
8	34.785	31.459	22.266	20.216	1'48.726	270,7	9:14'50.214
9	<b>34.463</b>	31.248	22.203	20.047	1'47.961	270,7	9:16'38.175

### 22° 65 M. CANDUCCI (1'48.355)

Lap	Seg.1	Seg.2	Seg.3	Seg.4	Lap Time	km/h	Local Time
1		33.349	22.862	20.072			9:02'01.853
2	38.539	<b>31.251</b>	<b>22.131</b>	<b>19.790</b>	1'51.711	270,0	9:03'53.564
3	34.595	31.444	22.391	19.932	1'48.362	<b>275,5</b>	9:05'41.926
4	34.678	31.283	22.331	20.063	<b>1'48.355</b>	272,0	9:07'30.281
5	34.893	31.622	22.746	20.768	1'50.029	272,0	9:09'20.310
6	34.807	31.725	22.407	19.933	1'48.872	273,4	9:11'09.182
7	<b>34.579</b>	31.693	22.563	20.249	1'49.084	271,4	9:12'58.266
8	34.996	31.551	22.485	20.076	1'49.108	272,7	9:14'47.374
9	34.871	31.979	22.750	20.105	1'49.705	274,1	9:16'37.079

### 17° 77 K. RYDE (1'47.954)

Lap	Seg.1	Seg.2	Seg.3	Seg.4	Lap Time	km/h	Local Time
1		32.049	22.546	20.224			9:01'52.252
2	35.660	32.216	22.355	20.270	1'50.501	267,3	9:03'42.753
3	34.489	31.324	<b>22.005</b>	<b>20.152</b>	1'47.970	268,7	9:05'30.723
4	34.540	31.720	22.247	20.217	1'48.724	<b>270,0</b>	9:07'19.447
5	34.563	<b>31.079</b>	22.278	20.303	1'48.223	<b>270,0</b>	9:09'07.670
6	39.420	31.370	22.233	20.375	1'53.398	268,0	9:11'01.068
7	34.496	31.142	22.585	20.428	1'48.651	<b>270,0</b>	9:12'49.719
8	<b>34.297</b>	31.260	22.159	20.238	<b>1'47.954</b>	268,0	9:14'37.673

### 23° 74 J. VAN SIKKELERUS (1'48.438)

Lap	Seg.1	Seg.2	Seg.3	Seg.4	Lap Time	km/h	Local Time
1		35.614	24.069	21.165			9:02'26.533
2	35.479	31.670	22.277	20.301	1'49.727	262,8	9:04'16.260
3	34.943	31.407	22.307	<b>20.286</b>	1'48.943	<b>264,1</b>	9:06'05.203
4	34.870	31.753	22.279	20.321	1'49.223	263,4	9:07'54.426
5	34.596	33.878	24.340	20.602	1'53.416	262,1	9:09'47.842

17/09/2017

**P = Pits In/Out - C = Lap-Time Cancelled**

These data/results cannot be reproduced, stored and/or transmitted in whole or in part by any manner of electronic, mechanical, photocopying, recording, broadcasting or otherwise now known or herein after developed without the previous express consent by the copyright owner, except for reproduction in daily press and regular printed publications on sale to the public within 60 days of the event related to those data/results and always provided that copyright symbol appears together as follows below.

© DORNA WSBK ORGANIZATION Srl 2017

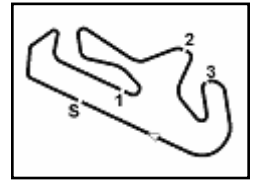
FICR PERUGIA TIMING



Official Tyre Supplier



Official Timekeeper



Portimao 4.592 m

**3 / 3**

6	<b>34.535</b>	<b>31.362</b>	<b>22.194</b>	20.347	<b>1'48.438</b>	263,4	9:11'36.280	4	35.599	<b>32.052</b>	<b>22.888</b>	20.451	1'50.990	268,0	9:07'41.952
7	34.642	31.461	22.273	20.385	1'48.761	<b>264,1</b>	9:13'25.041	5	<b>35.182</b>	32.244	22.953	20.286	<b>1'50.665</b>	266,0	9:09'32.617
8	34.538	39.949	23.348	20.804	1'58.639	263,4	9:15'23.680	6	35.824	32.240	25.132	21.132	1'54.328	264,1	9:11'26.945

**24° 26 K. WATANABE (1'48.499)**

Lap	Seg.1	Seg.2	Seg.3	Seg.4	Lap Time	km/h	Local Time
1		32.961	22.828	20.462			9:01'56.608
2	35.320	31.854	22.367	20.331	1'49.872	268,0	9:03'46.480
3	34.750	31.527	22.157	20.345	1'48.779	<b>269,3</b>	9:05'35.259
4	36.027	31.908	22.264	20.364	1'50.563	<b>269,3</b>	9:07'25.822
5	34.652	31.476	22.227	20.276	1'48.631	267,3	9:09'14.453
6	34.655	31.769	22.140	20.351	1'48.915	268,0	9:11'03.368
7	<b>34.638</b>	<b>31.420</b>	22.201	<b>20.240</b>	<b>1'48.499</b>	268,0	9:12'51.867
8	36.141	31.657	22.561	20.290	1'50.649	267,3	9:14'42.516
9	34.958	31.615	<b>22.019</b>	20.269	1'48.861	268,0	9:16'31.377

**25° 25 A. BALDOLINI (1'48.575)**

Lap	Seg.1	Seg.2	Seg.3	Seg.4	Lap Time	km/h	Local Time
1		34.482	23.858	20.775			9:02'32.962
2	37.162	32.147	22.834	20.595	1'52.738	262,1	9:04'25.700
3	35.154	31.536	22.228	<b>20.229</b>	1'49.147	263,4	9:06'14.847
4	37.416	34.037	22.365	20.948	1'54.766	265,4	9:08'09.613
5	<b>34.936</b>	<b>31.246</b>	<b>22.127</b>	20.266	<b>1'48.575</b>	260,9	9:09'58.188
6	35.070	31.405	22.189	20.374	1'49.038	265,4	9:11'47.226
7	36.334	32.239	26.020	32.441	2'07.034P	<b>266,0</b>	9:13'54.260

**26° 83 L. EPIS (1'48.737)**

Lap	Seg.1	Seg.2	Seg.3	Seg.4	Lap Time	km/h	Local Time
1		32.486	23.100	20.389			9:01'52.954
2	35.847	31.816	22.199	20.319	1'50.181	265,4	9:03'43.135
3	35.687	31.473	22.444	20.442	1'50.046	260,9	9:05'33.181
4	35.184	31.453	22.187	20.494	1'49.318	266,0	9:07'22.499
5	34.937	31.429	22.168	20.362	1'48.896	264,1	9:09'11.395
6	<b>34.514</b>	31.654	<b>22.079</b>	20.490	<b>1'48.737</b>	263,4	9:11'00.132
7	34.754	<b>31.427</b>	22.735	20.896	1'49.812	264,1	9:12'49.944
8	36.635	32.225	20.120	<b>20.121</b>	1'53.181	264,1	9:14'43.125
9	35.995	32.636	23.288	21.404	1'53.323	<b>267,3</b>	9:16'36.448

**27° 10 N. CALERO (1'48.880)**

Lap	Seg.1	Seg.2	Seg.3	Seg.4	Lap Time	km/h	Local Time
1		32.391	22.859	20.167			9:01'54.366
2	35.557	31.992	<b>22.318</b>	20.521	1'50.388	<b>270,0</b>	9:03'44.754
3	41.828	34.014	22.467	<b>20.081</b>	1'58.390	264,1	9:05'43.144
4	35.145	31.560	22.630	20.113	1'49.448	268,7	9:07'32.592
5	35.221	41.475	21.168	21.111	2'04.975	<b>270,0</b>	9:09'37.567
6	34.987	<b>31.465</b>	22.329	20.099	<b>1'48.880</b>	266,0	9:11'26.447
7	38.142	36.056	28.237	20.151	2'02.586	266,7	9:13'29.033
8	<b>34.652</b>	36.302	23.283	20.427	1'54.664	268,0	9:15'23.697

**28° 63 Z. KHAIRUDDIN (1'48.949)**

Lap	Seg.1	Seg.2	Seg.3	Seg.4	Lap Time	km/h	Local Time
1		33.122	23.560	20.316			9:02'14.443
2	35.141	31.817	22.609	<b>20.155</b>	1'49.722	266,0	9:04'04.165
3	34.857	<b>31.441</b>	<b>22.436</b>	20.215	<b>1'48.949</b>	267,3	9:05'53.114
4	34.754	31.456	22.495	20.413	1'49.118	267,3	9:07'42.232
5	36.481	34.229	23.901	20.357	1'54.968	246,6	9:09'37.200
6	34.777	31.444	22.547	20.441	1'49.209	264,7	9:11'26.409
7	35.687	41.072	22.506	20.321	1'59.586	259,0	9:13'25.995
8	<b>34.511</b>	36.970	23.400	21.074	1'55.955	<b>268,0</b>	9:15'21.950

**29° 48 G. SCARCELLA (1'50.665)**

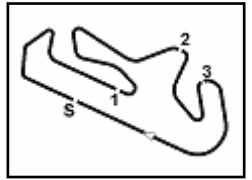
Lap	Seg.1	Seg.2	Seg.3	Seg.4	Lap Time	km/h	Local Time
1		33.438	23.874	20.448			9:02'02.918
2	38.434	32.389	23.419	<b>20.166</b>	1'54.408	<b>269,3</b>	9:03'57.326
3	37.786	32.433	23.111	20.306	1'53.636	268,7	9:05'50.962

17/09/2017 P = Pits In/Out - C = Lap-Time Cancelled

These data/results cannot be reproduced, stored and/or transmitted in whole or in part by any manner of electronic, mechanical, photocopying, recording, broadcasting or otherwise now known or herein after developed without the previous express consent by the copyright owner, except for reproduction in daily press and regular printed publications on sale to the public within 60 days of the event related to those data/results and always provided that copyright symbol appears together as follows below.

© DORNA WSBK ORGANIZATION Srl 2017





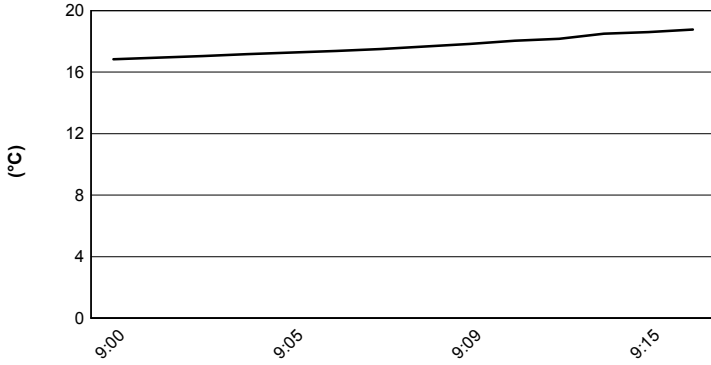
Portimao 4.592 m

**Portuguese Round, 15-16-17 September 2017**

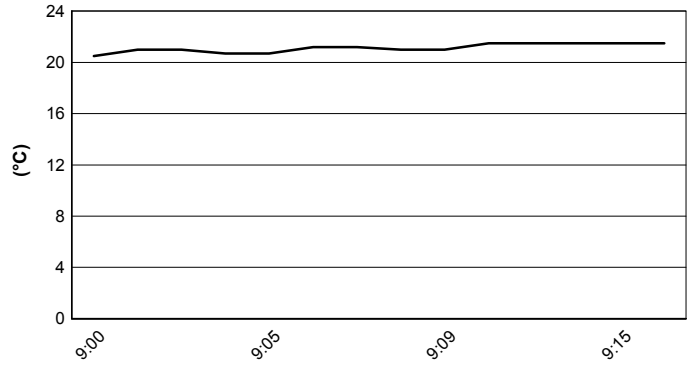
**World Supersport - Weather Report Warm Up**

Session started 09:00 - Session ended 9:16

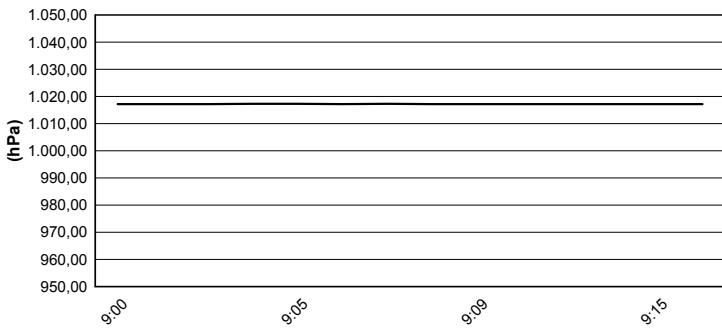
**Air Temperature**



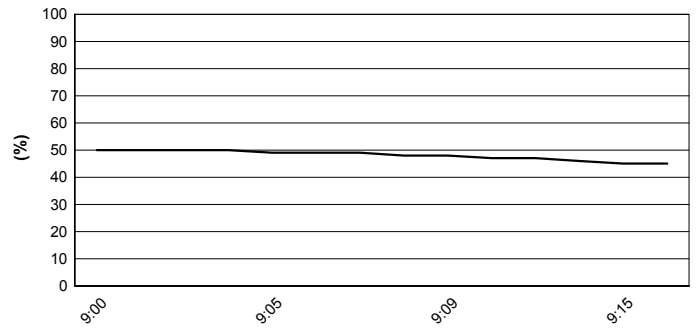
**Track Temperature**



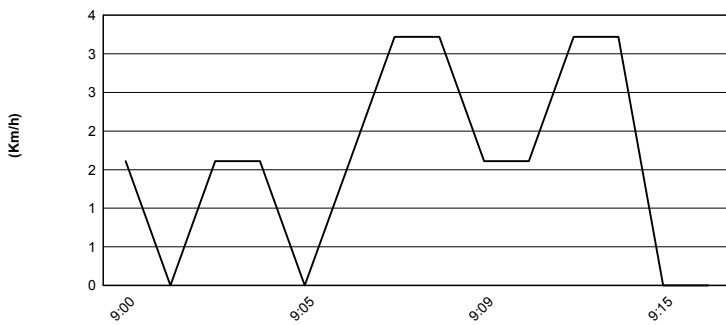
**Air Pressure**



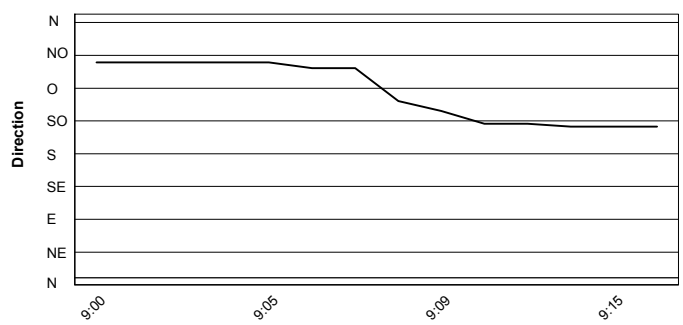
**Humidity**



**Wind Speed**



**Wind Direction**



17/09/2017

These data/results cannot be reproduced, stored and/or transmitted in whole or in part by any manner of electronic, mechanical, photocopying, recording, broadcasting or otherwise now known or herein after developed without the previous express consent by the copyright owner, except for reproduction in daily press and regular printed publications on sale to the public within 60 days of the event related to those data/results and always provided that copyright symbol appears together as follows below.

© DORNA WSBK ORGANIZATION Srl 2017

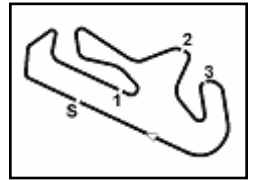


Official Tyre Supplier



Official Timekeeper





Portimao 4.592 m

## Portuguese Round, 15-16-17 September 2017

### World Supersport - Starting Grid

18 Laps x 4,592 km = 82,656 km

1	1 SOFUOGLU K. Kawasaki 1'45.541 SP2	2	144 MAHIAS L. Yamaha 1'45.576 SP2	3	99 JACOBSEN P. MV Agusta 1'45.591 SP2
2	32 MORAIS S. Yamaha 1'45.688 SP2	5	16 CLUZEL J. Honda 1'45.906 SP2	6	66 TUULI N. Yamaha 1'45.970 SP2
3	64 CARICASULO F. Yamaha 1'46.365 SP2	8	81 STAPLEFORD L. Triumph 1'46.638 SP2	9	4 REA G. Kawasaki 1'46.731 SP2
4	11 GAMARINO C. Honda 1'46.867 SP2	11	71 BERGMAN C. Honda 1'47.262 SP2	12	65 CANDUCCI M. Kawasaki 1'47.408 SP2
5	111 SMITH K. Honda 1'46.640 SP1	14	87 ZANETTI L. MV Agusta 1'46.834 SP1	15	77 RYDE K. Kawasaki 1'46.876 SP1
6	47 HARTOG R. Kawasaki 1'46.948 SP1	17	23 ENDERLEIN M. Yamaha 1'47.448 SP1	18	26 WATANABE K. Kawasaki 1'47.539 SP1
7	63 KHAIRUDDIN Z. Kawasaki 1'47.621 SP1	20	35 HILL S. Triumph 1'47.800 SP1	21	61 ZACCONE A. MV Agusta 1'47.873 SP1
8	78 OKUBO H. Honda 1'47.881 SP1	23	38 SOOMER H. Honda 1'48.317 SP1	24	56 SEBESTYÉN P. Kawasaki 1'48.369 SP1
9	83 EPIS L. Kawasaki 1'48.466 SP1	26	74 VAN SIKKELERUS J. Yamaha 1'48.630 SP1	27	48 SCARCELLA G. Honda 1'50.947 SP1
10	10 CALERO N. Kawasaki				

The N.25 (Baldolini A.) will not take part in the race (Technical Problems)

17/09/2017 Jury President .....

..... Race Director

These data/results cannot be reproduced, stored and/or transmitted in whole or in part by any manner of electronic, mechanical, photocopying, recording, broadcasting or otherwise now known or herein after developed without the previous express consent by the copyright owner, except for reproduction in daily press and regular printed publications on sale to the public within 60 days of the event related to those data/results and always provided that copyright symbol appears together as follows below.

© DORNA WSBK ORGANIZATION Srl 2017

FIKR PERUGIA TIMING



Official Tyre Supplier



Official Timekeeper