SUPERSPORT FIM WORLD CHAMPIONSHIP

7.4

WorldSSP 102/10

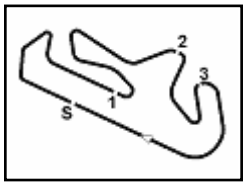

Portimao 4.592 m

Portuguese Round, 15-16-17 September 2017

World Supersport - Chronological Analysis Warm Up

1° 1 K. SOFUOGLU (1'45.086)

Lap	Seg.1	Seg.2	Seg.3	Seg.4	Lap Time	km/h	Local Time
1		31.606	22.471	19.859			9:01'50.270
2	34.191	30.930	21.773	19.779	1'46.673	270,0	9:03'36.943
3	33.964	30.749	21.611	19.632	1'45.956	272,0	9:05'22.899
4	33.792	30.597	21.619	19.636	1'45.644	272,7	9:07'08.543
5	33.595	30.484	21.534	**19.608**	1'45.221	272,7	9:08'53.764
6	33.644	30.562	21.590	19.692	1'45.488	**273,4**	9:10'39.252
7	**33.567**	**30.478**	**21.420**	19.621	**1'45.086**	272,7	9:12'24.338
8	37.415	33.148	24.892	30.926	2'06.381P	267,3	9:14'30.719

2° 99 P. JACOBSEN (1'45.660)

Lap	Seg.1	Seg.2	Seg.3	Seg.4	Lap Time	km/h	Local Time
1		31.992	23.644	20.328			9:03'02.749
2	34.457	30.803	**21.583**	19.835	1'46.678	271,4	9:04'49.427
3	34.214	30.654	24.114	19.890	1'48.872	271,4	9:06'38.299
4	33.955	**30.387**	21.595	**19.723**	**1'45.660**	269,3	9:08'23.959
5	35.116	31.007	21.796	19.935	1'47.854	272,0	9:10'11.813
6	34.411	31.060	21.585	19.967	1'47.023	269,3	9:11'58.836
7	**33.939**	30.505	21.708	19.988	1'46.140	271,4	9:13'44.976
8	33.983	30.615	21.629	19.894	1'46.121	**272,7**	9:15'31.097

3° 16 J. CLUZEL (1'45.832)

Lap	Seg.1	Seg.2	Seg.3	Seg.4	Lap Time	km/h	Local Time
1		32.861	22.651	20.756			9:02'45.101
2	34.933	31.187	22.067	20.079	1'48.266	270,0	9:04'33.367
3	34.280	30.605	21.632	19.867	1'46.384	272,7	9:06'19.751
4	34.533	31.104	22.534	26.741	1'54.912P	270,0	9:08'14.663
5	2'13.195	32.088	22.310	19.826	3'27.419P		9:11'42.082
6	34.038	**30.434**	**21.601**	**19.759**	**1'45.832**	273,4	9:13'27.914
7	**33.904**	30.733	21.626	19.907	1'46.170	**275,5**	9:15'14.084

4° 144 L. MAHIAS (1'46.186)

Lap	Seg.1	Seg.2	Seg.3	Seg.4	Lap Time	km/h	Local Time
1		32.618	22.635	20.121			9:03'19.355
2	34.386	30.854	21.613	19.977	1'46.830	268,7	9:05'06.185
3	34.238	30.668	**21.592**	**19.832**	1'46.330	270,0	9:06'52.515
4	34.146	**30.619**	21.727	20.053	1'46.545	270,7	9:08'39.060
5	34.449	30.773	21.845	19.915	1'46.982	269,3	9:10'26.042
6	**33.921**	30.745	21.675	19.845	**1'46.186**	271,4	9:12'12.228
7	33.949	30.801	22.129	20.256	1'47.135	271,4	9:13'59.363
8	33.943	30.670	21.858	19.852	1'46.323	**272,0**	9:15'45.686

5° 111 K. SMITH (1'46.430)

Lap	Seg.1	Seg.2	Seg.3	Seg.4	Lap Time	km/h	Local Time
1		31.552	22.493	20.076			9:01'52.934
2	35.172	31.403	21.811	20.013	1'48.399	270,0	9:03'41.333
3	34.228	30.697	21.843	19.926	1'46.694	270,7	9:05'28.027
4	34.142	30.792	21.800	19.844	1'46.578	270,7	9:07'14.605
5	34.180	30.879	22.078	19.838	1'46.975	270,7	9:09'01.580
6	34.179	30.704	**21.796**	19.908	1'46.587	270,0	9:10'48.167
7	34.063	**30.656**	21.874	**19.837**	**1'46.430**	270,7	9:12'34.597
8	**33.984**	30.763	22.166	19.871	1'46.784	**271,4**	9:14'21.381
9	34.009	30.934	21.921	19.839	1'46.703	268,7	9:16'08.084

6° 64 F. CARICASULO (1'46.498)

Lap	Seg.1	Seg.2	Seg.3	Seg.4	Lap Time	km/h	Local Time
1		32.279	22.153	20.080			9:02'07.088
2	34.888	31.923	22.090	20.141	1'49.042	274,8	9:03'56.130
3	34.351	31.230	21.796	**19.917**	1'47.294	273,4	9:05'43.424
4	35.207	31.372	22.022	20.044	1'48.645	277,6	9:07'32.069
5	34.109	31.075	22.581	20.271	1'48.036	274,8	9:09'20.105
6	**33.821**	31.136	21.824	20.123	1'46.904	**279,1**	9:11'07.009
7	33.924	30.986	21.809	20.001	1'46.720	272,7	9:12'53.729
8	33.940	31.302	21.952	20.194	1'47.388	274,1	9:14'41.117
9	34.030	**30.755**	**21.663**	20.050	**1'46.498**	272,0	9:16'27.615

7° 32 S. MORAIS (1'46.548)

Lap	Seg.1	Seg.2	Seg.3	Seg.4	Lap Time	km/h	Local Time
1		32.411	22.888	19.948			9:02'59.279
2	34.526	31.110	**21.797**	**19.863**	1'47.296	270,0	9:04'46.575
3	34.147	30.915	21.868	19.937	1'46.867	267,3	9:06'33.442
4	34.151	**30.659**	21.830	19.908	**1'46.548**	266,7	9:08'19.990
5	34.081	31.023	22.606	19.879	1'47.589	269,3	9:10'07.579
6	34.123	30.876	21.814	19.927	1'46.740	268,0	9:11'54.319
7	**33.971**	31.137	21.874	20.017	1'46.999	268,7	9:13'41.318
8	39.006	32.956	22.984	28.672	2'03.618P	**272,0**	9:15'44.936

8° 66 N. TUULI (1'46.938)

Lap	Seg.1	Seg.2	Seg.3	Seg.4	Lap Time	km/h	Local Time
1		32.795	22.828	19.879			9:02'04.066
2	34.664	31.332	22.273	19.909	1'48.178	**274,1**	9:03'52.244
3	**34.168**	30.950	**21.963**	**19.857**	**1'46.938**	272,0	9:05'39.182
4	38.001	**30.947**	22.258	27.938	1'59.144P	**274,1**	9:07'38.326
5	1'53.489	31.343	22.480	20.082	3'07.394P		9:10'45.720
6	34.617	31.201	22.048	20.023	1'47.889	270,0	9:12'33.609
7	34.382	31.130	22.098	20.078	1'47.688	269,3	9:14'21.297
8	34.694	31.526	22.436	29.914	1'58.570P	260,9	9:16'19.867

9° 61 A. ZACCONE (1'47.055)

Lap	Seg.1	Seg.2	Seg.3	Seg.4	Lap Time	km/h	Local Time
1		33.033	22.985	21.617			9:02'58.130
2	35.731	31.368	22.032	20.130	1'49.261	265,4	9:04'47.391
3	34.623	30.970	21.883	20.065	1'47.541	**269,3**	9:06'34.932
4	34.385	30.895	**21.765**	20.210	1'47.255	**269,3**	9:08'22.187
5	**34.220**	30.963	21.853	**20.019**	**1'47.055**	268,7	9:10'09.242
6	34.265	30.934	21.784	20.199	1'47.182	**269,3**	9:11'56.424
7	34.300	**30.854**	21.810	20.250	1'47.214	267,3	9:13'43.638
8	35.021	31.624	22.126	20.469	1'49.240	266,7	9:15'32.878

10° 87 L. ZANETTI (1'47.123)

Lap	Seg.1	Seg.2	Seg.3	Seg.4	Lap Time	km/h	Local Time
1		32.017	22.354	20.293			9:02'08.332
2	34.437	31.252	22.580	20.303	1'48.572	272,0	9:03'56.904
3	34.256	**30.920**	**21.801**	**20.146**	**1'47.123**	272,7	9:05'44.027
4	35.110	31.144	22.376	20.246	1'48.876	272,7	9:07'32.903
5	38.633	39.000	29.278	28.191	2'15.102P	272,7	9:09'48.005
6	1'53.076	32.329	21.888	20.275	3'07.568P		9:12'55.573
7	**34.099**	31.002	21.942	20.285	1'47.328	273,4	9:14'42.901
8	34.617	31.242	21.896	20.460	1'48.215	**274,1**	9:16'31.116

11° 4 G. REA (1'47.277)

Lap	Seg.1	Seg.2	Seg.3	Seg.4	Lap Time	km/h	Local Time
1		32.793	22.762	20.049			9:02'04.546
2	35.226	31.274	21.838	20.052	1'48.390	**269,3**	9:03'52.936
3	34.458	30.984	**21.765**	20.070	**1'47.277**	268,0	9:05'40.213
4	37.349	31.200	21.994	20.502	1'51.045	268,0	9:07'31.258
5	34.406	31.318	22.544	20.316	1'48.584	266,7	9:09'19.842
6	34.750	**30.969**	21.870	**19.989**	1'47.578	265,4	9:11'07.420
7	**34.266**	31.407	21.832	20.149	1'47.654	**269,3**	9:12'55.074
8	34.362	30.970	22.002	20.240	1'47.574	266,7	9:14'42.648
9	35.033	34.352	23.094	20.384	1'52.863	**269,3**	9:16'35.511

12° 11 C. GAMARINO (1'47.616)

Lap	Seg.1	Seg.2	Seg.3	Seg.4	Lap Time	km/h	Local Time
1		31.801	22.387	20.096			9:01'54.612
2	35.050	31.425	22.203	**20.003**	1'48.681	267,3	9:03'43.293
3	34.577	**31.062**	**21.857**	20.120	**1'47.616**	272,0	9:05'30.909
4	34.463	31.460	21.933	20.281	1'48.137	269,3	9:07'19.046

17/09/2017 **P = Pits In/Out - C = Lap-Time Cancelled**

These data/results cannot be reproduced, stored and/or transmitted in whole or in part by any manner of electronic, mechanical, photocopying, recording, broadcasting or otherwise now known or herein after developed without the previous express consent by the copyright owner, except for reproduction in daily press and regular printed publications on sale to the public within 60 days of the event related to those data/results and always provided that copyright symbol appears together as follows below.
© DORNA WSBK ORGANIZATION Srl 2017

PIRELLI Official Tyre Supplier
TISSOT SWISS WATCHES SINCE 1853 Official Timekeeper

SUPERSPORT FIM WORLD CHAMPIONSHIP

7.4

WorldSSP 102/10

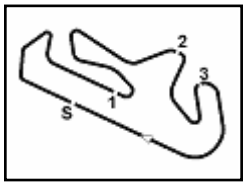

Portuguese Round, 15-16-17 September 2017

World Supersport - Chronological Analysis Warm Up

Portimao 4.592 m

5	34.569	32.831	28.194	21.670	1'57.264	265,4	9:09'16.310
6	35.065	35.776	22.259	20.034	1'53.134	268,7	9:11'09.444
7	34.417	31.892	22.442	20.111	1'48.862	**272,7**	9:12'58.306
8	**34.338**	31.430	22.172	20.243	1'48.183	270,7	9:14'46.489
9	34.444	31.337	22.530	20.324	1'48.635	268,0	9:16'35.124

13° 71 C. BERGMAN (1'47.677)

Lap	Seg.1	Seg.2	Seg.3	Seg.4	Lap Time	km/h	Local Time
1		33.290	23.522	20.347			9:02'05.548
2	36.537	32.387	22.956	20.179	1'52.059	**270,7**	9:03'57.607
3	35.219	31.676	22.514	20.414	1'49.823	269,3	9:05'47.430
4	34.974	31.484	22.372	20.240	1'49.070	266,7	9:07'36.500
5	34.875	31.348	22.276	**20.159**	1'48.658	267,3	9:09'25.158
6	34.655	31.362	22.133	20.402	1'48.552	268,7	9:11'13.710
7	35.880	32.396	24.002	20.450	1'52.728	262,8	9:13'06.438
8	34.700	31.272	22.104	20.229	1'48.305	266,7	9:14'54.743
9	**34.433**	**30.967**	**22.079**	20.198	**1'47.677**	268,0	9:16'42.420

14° 23 M. ENDERLEIN (1'47.682)

Lap	Seg.1	Seg.2	Seg.3	Seg.4	Lap Time	km/h	Local Time
1		32.724	23.201	20.131			9:02'08.946
2	38.157	31.761	22.651	20.068	1'52.637	269,3	9:04'01.583
3	34.995	31.276	22.289	20.008	1'48.568	267,3	9:05'50.151
4	34.815	31.081	22.141	19.962	1'47.999	268,0	9:07'38.150
5	35.017	31.057	**21.983**	19.888	1'47.945	268,7	9:09'26.095
6	**34.467**	**31.041**	22.108	20.066	**1'47.682**	269,3	9:11'13.777
7	34.863	31.209	22.165	**19.811**	1'48.048	268,7	9:13'01.825
8	34.893	32.027	22.457	19.947	1'49.324	**270,0**	9:14'51.149
9	34.787	31.293	22.087	19.878	1'48.045	268,7	9:16'39.194

15° 47 R. HARTOG (1'47.729)

Lap	Seg.1	Seg.2	Seg.3	Seg.4	Lap Time	km/h	Local Time
1		32.244	22.202	20.121			9:01'53.851
2	35.204	31.805	22.160	20.126	1'49.295	**269,3**	9:03'43.146
3	35.329	31.253	**21.830**	20.222	1'48.634	**269,3**	9:05'31.780
4	34.307	31.309	22.023	**20.090**	**1'47.729**	268,0	9:07'19.509
5	36.177	32.036	22.293	20.174	1'50.680	268,7	9:09'10.189
6	34.514	31.344	21.934	20.183	1'47.975	268,0	9:10'58.164
7	34.317	31.269	21.944	20.213	1'47.743	267,3	9:12'45.907
8	34.450	**31.127**	22.044	20.195	1'47.816	268,7	9:14'33.723
9	**34.306**	31.474	22.026	20.336	1'48.142	266,7	9:16'21.865

16° 38 H. SOOMER (1'47.894)

Lap	Seg.1	Seg.2	Seg.3	Seg.4	Lap Time	km/h	Local Time
1		32.591	22.980	20.472			9:01'56.969
2	36.360	32.000	22.221	20.345	1'50.926	**274,1**	9:03'47.895
3	34.616	31.498	**22.072**	20.155	1'48.341	273,4	9:05'36.236
4	43.297	31.251	22.401	**20.000**	1'56.949	273,4	9:07'33.185
5	34.616	31.967	22.188	20.188	1'48.959	270,0	9:09'22.144
6	34.533	**31.122**	22.191	20.048	**1'47.894**	270,7	9:11'10.038
7	37.255	31.364	22.491	20.340	1'51.450	273,4	9:13'01.488
8	34.785	31.459	22.266	20.216	1'48.726	270,7	9:14'50.214
9	**34.463**	31.248	22.203	20.047	1'47.961	270,7	9:16'38.175

17° 77 K. RYDE (1'47.954)

Lap	Seg.1	Seg.2	Seg.3	Seg.4	Lap Time	km/h	Local Time
1		32.049	22.546	20.224			9:01'52.252
2	35.660	32.216	22.355	20.270	1'50.501	267,3	9:03'42.753
3	34.489	31.324	**22.005**	**20.152**	1'47.970	268,7	9:05'30.723
4	34.540	31.720	22.247	20.217	1'48.724	**270,0**	9:07'19.447
5	34.563	**31.079**	22.278	20.303	1'48.223	**270,0**	9:09'07.670
6	39.420	31.370	22.233	20.375	1'53.398	268,0	9:11'01.068
7	34.496	31.142	22.585	20.428	1'48.651	**270,0**	9:12'49.719
8	**34.297**	31.260	22.159	20.238	**1'47.954**	268,0	9:14'37.673
9	34.375	31.329	22.134	20.260	1'48.098	268,7	9:16'25.771

18° 81 L. STAPLEFORD (1'48.014)

Lap	Seg.1	Seg.2	Seg.3	Seg.4	Lap Time	km/h	Local Time
1		32.156	22.859	19.974			9:03'00.425
2	39.044	32.013	22.899	20.089	1'54.045	**268,7**	9:04'54.470
3	35.007	31.518	22.505	20.007	1'49.037	267,3	9:06'43.507
4	34.961	31.446	22.298	19.941	1'48.646	268,0	9:08'32.153
5	34.824	31.751	22.305	20.042	1'48.922	266,7	9:10'21.075
6	34.693	31.225	**22.202**	**19.894**	**1'48.014**	264,1	9:12'09.089
7	39.876	31.921	22.667	20.038	1'54.502	267,3	9:14'03.591
8	**34.638**	**31.181**	22.599	19.957	1'48.375	257,8	9:15'51.966

19° 35 S. HILL (1'48.136)

Lap	Seg.1	Seg.2	Seg.3	Seg.4	Lap Time	km/h	Local Time
1		35.053	23.435	20.475			9:02'51.973
2	**34.780**	39.900	29.379	20.009	2'04.068	266,0	9:04'56.041
3	34.907	31.328	22.568	20.304	1'49.107	268,7	9:06'45.148
4	34.960	31.405	22.241	19.961	1'48.567	**269,3**	9:08'33.715
5	34.838	31.232	**22.178**	**19.888**	**1'48.136**	268,0	9:10'21.851
6	34.952	**31.055**	22.284	19.915	1'48.206	268,7	9:12'10.057
7	35.127	31.329	22.441	20.264	1'49.161	268,7	9:13'59.218
8	35.111	31.330	22.268	20.189	1'48.898	260,9	9:15'48.116

20° 56 P. SEBESTYÉN (1'48.166)

Lap	Seg.1	Seg.2	Seg.3	Seg.4	Lap Time	km/h	Local Time
1		32.565	22.982	20.513			9:01'57.244
2	35.071	31.722	22.305	20.302	1'49.400	266,7	9:03'46.644
3	37.254	31.634	22.225	20.504	1'51.617	**267,3**	9:05'38.261
4	35.051	31.455	22.141	20.262	1'48.909	266,0	9:07'27.170
5	34.770	31.304	**22.106**	20.340	1'48.520	264,7	9:09'15.690
6	34.614	31.486	22.143	20.241	1'48.484	264,7	9:11'04.174
7	**34.553**	37.375	22.384	20.346	1'54.658	266,0	9:12'58.832
8	34.719	31.406	22.527	**20.148**	1'48.800	266,0	9:14'47.632
9	34.565	**31.296**	22.114	20.191	**1'48.166**	266,7	9:16'35.798

21° 78 H. OKUBO (1'48.272)

Lap	Seg.1	Seg.2	Seg.3	Seg.4	Lap Time	km/h	Local Time
1		31.958	22.536	**20.216**			9:01'52.503
2	34.790	31.469	22.273	20.328	1'48.860	268,0	9:03'41.363
3	34.649	**31.213**	22.077	20.333	**1'48.272**	**270,7**	9:05'29.635
4	39.061	31.264	23.621	28.822	2'02.768P	255,3	9:07'32.403
5	3'11.783	33.533	**22.029**	20.452	4'27.797P		9:12'00.200
6	**34.595**	32.238	22.999	20.536	1'50.368	266,0	9:13'50.568
7	34.931	32.041	29.287	33.903	2'10.162P	264,1	9:16'00.730

22° 65 M. CANDUCCI (1'48.355)

Lap	Seg.1	Seg.2	Seg.3	Seg.4	Lap Time	km/h	Local Time
1		33.349	22.862	20.072			9:02'01.853
2	38.539	**31.251**	**22.131**	**19.790**	1'51.711	270,0	9:03'53.564
3	34.595	31.444	22.391	19.932	1'48.362	**275,5**	9:05'41.926
4	34.678	31.283	22.331	20.063	**1'48.355**	272,0	9:07'30.281
5	34.893	31.622	22.746	20.768	1'50.029	272,0	9:09'20.310
6	34.807	31.725	22.407	19.933	1'48.872	273,4	9:11'09.182
7	**34.579**	31.693	22.563	20.249	1'49.084	271,4	9:12'58.266
8	34.996	31.551	22.485	20.076	1'49.108	272,7	9:14'47.374
9	34.871	31.979	22.750	20.105	1'49.705	274,1	9:16'37.079

23° 74 J. VAN SIKKELERUS (1'48.438)

Lap	Seg.1	Seg.2	Seg.3	Seg.4	Lap Time	km/h	Local Time
1		35.614	24.069	21.165			9:02'26.533
2	35.479	31.670	22.277	20.301	1'49.727	262,8	9:04'16.260
3	34.943	31.407	22.307	**20.286**	1'48.943	**264,1**	9:06'05.203
4	34.870	31.753	22.279	20.321	1'49.223	263,4	9:07'54.426
5	34.596	33.878	24.340	20.602	1'53.416	262,1	9:09'47.842

17/09/2017 **P = Pits In/Out - C = Lap-Time Cancelled**

These data/results cannot be reproduced, stored and/or transmitted in whole or in part by any manner of electronic, mechanical, photocopying, recording, broadcasting or otherwise now known or herein after developed without the previous express consent by the copyright owner, except for reproduction in daily press and regular printed publications on sale to the public within 60 days of the event related to those data/results and always provided that copyright symbol appears together as follows below.
© DORNA WSBK ORGANIZATION Srl 2017

PIRELLI Official Tyre Supplier

TISSOT SWISS WATCHES SINCE 1853 Official Timekeeper

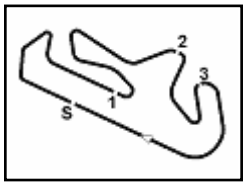

Portimao 4.592 m

Portuguese Round, 15-16-17 September 2017

World Supersport - Chronological Analysis Warm Up

6	**34.535**	**31.362**	**22.194**	20.347	**1'48.438**	263,4	9:11'36.280
7	34.642	31.461	22.273	20.385	1'48.761	**264,1**	9:13'25.041
8	34.538	39.949	23.348	20.804	1'58.639	263,4	9:15'23.680

24° 26 K. WATANABE (1'48.499)

Lap	Seg.1	Seg.2	Seg.3	Seg.4	Lap Time	km/h	Local Time
1		32.961	22.828	20.462			9:01'56.608
2	35.320	31.854	22.367	20.331	1'49.872	268,0	9:03'46.480
3	34.750	31.527	22.157	20.345	1'48.779	**269,3**	9:05'35.259
4	36.027	31.908	22.264	20.364	1'50.563	**269,3**	9:07'25.822
5	34.652	31.476	22.227	20.276	1'48.631	267,3	9:09'14.453
6	34.655	31.769	22.140	20.351	1'48.915	268,0	9:11'03.368
7	**34.638**	**31.420**	22.201	**20.240**	**1'48.499**	268,0	9:12'51.867
8	36.141	31.657	22.561	20.290	1'50.649	267,3	9:14'42.516
9	34.958	31.615	**22.019**	20.269	1'48.861	268,0	9:16'31.377

25° 25 A. BALDOLINI (1'48.575)

Lap	Seg.1	Seg.2	Seg.3	Seg.4	Lap Time	km/h	Local Time
1		34.482	23.858	20.775			9:02'32.962
2	37.162	32.147	22.834	20.595	1'52.738	262,1	9:04'25.700
3	35.154	31.536	22.228	**20.229**	1'49.147	263,4	9:06'14.847
4	37.416	34.037	22.365	20.948	1'54.766	265,4	9:08'09.613
5	**34.936**	**31.246**	**22.127**	20.266	**1'48.575**	260,9	9:09'58.188
6	35.070	31.405	22.189	20.374	1'49.038	265,4	9:11'47.226
7	36.334	32.239	26.020	32.441	2'07.034P	**266,0**	9:13'54.260

26° 83 L. EPIS (1'48.737)

Lap	Seg.1	Seg.2	Seg.3	Seg.4	Lap Time	km/h	Local Time
1		32.486	23.100	20.389			9:01'52.954
2	35.847	31.816	22.199	20.319	1'50.181	265,4	9:03'43.135
3	35.687	31.473	22.444	20.442	1'50.046	260,9	9:05'33.181
4	35.184	31.453	22.187	20.494	1'49.318	266,0	9:07'22.499
5	34.937	31.429	22.168	20.362	1'48.896	264,1	9:09'11.395
6	**34.514**	31.654	**22.079**	20.490	**1'48.737**	263,4	9:11'00.132
7	34.754	**31.427**	22.735	20.896	1'49.812	264,1	9:12'49.944
8	36.635	32.225	24.200	**20.121**	1'53.181	264,1	9:14'43.125
9	35.995	32.636	23.288	21.404	1'53.323	**267,3**	9:16'36.448

27° 10 N. CALERO (1'48.880)

Lap	Seg.1	Seg.2	Seg.3	Seg.4	Lap Time	km/h	Local Time
1		32.391	22.859	20.167			9:01'54.366
2	35.557	31.992	**22.318**	20.521	1'50.388	**270,0**	9:03'44.754
3	41.828	34.014	22.467	**20.081**	1'58.390	264,1	9:05'43.144
4	35.145	31.560	22.630	20.113	1'49.448	268,7	9:07'32.592
5	35.221	41.475	27.168	21.111	2'04.975	**270,0**	9:09'37.567
6	34.987	**31.465**	22.329	20.099	**1'48.880**	266,0	9:11'26.447
7	38.142	36.056	28.237	20.151	2'02.586	266,7	9:13'29.033
8	**34.652**	36.302	23.283	20.427	1'54.664	268,0	9:15'23.697

28° 63 Z. KHAIRUDDIN (1'48.949)

Lap	Seg.1	Seg.2	Seg.3	Seg.4	Lap Time	km/h	Local Time
1		33.122	23.560	20.316			9:02'14.443
2	35.141	31.817	22.609	**20.155**	1'49.722	266,0	9:04'04.165
3	34.857	**31.441**	**22.436**	20.215	**1'48.949**	267,3	9:05'53.114
4	34.754	31.456	22.495	20.413	1'49.118	267,3	9:07'42.232
5	36.481	34.229	23.901	20.357	1'54.968	246,6	9:09'37.200
6	34.777	31.444	22.547	20.441	1'49.209	264,7	9:11'26.409
7	35.687	41.072	22.506	20.321	1'59.586	259,0	9:13'25.995
8	**34.511**	36.970	23.400	21.074	1'55.955	**268,0**	9:15'21.950

29° 48 G. SCARCELLA (1'50.665)

Lap	Seg.1	Seg.2	Seg.3	Seg.4	Lap Time	km/h	Local Time
1		33.438	23.874	20.448			9:02'02.918
2	38.434	32.389	23.419	**20.166**	1'54.408	**269,3**	9:03'57.326
3	37.786	32.433	23.111	20.306	1'53.636	268,7	9:05'50.962
4	35.599	**32.052**	**22.888**	20.451	1'50.990	268,0	9:07'41.952
5	**35.182**	32.244	22.953	20.286	**1'50.665**	266,0	9:09'32.617
6	35.824	32.240	25.132	21.132	1'54.328	264,1	9:11'26.945
7	35.631	32.152	22.894	20.366	1'51.043	259,6	9:13'17.988
8	39.037	44.593			2'33.056P	266,0	9:15'51.044

17/09/2017 **P = Pits In/Out - C = Lap-Time Cancelled**

These data/results cannot be reproduced, stored and/or transmitted in whole or in part by any manner of electronic, mechanical, photocopying, recording, broadcasting or otherwise now known or herein after developed without the previous express consent by the copyright owner, except for reproduction in daily press and regular printed publications on sale to the public within 60 days of the event related to those data/results and always provided that copyright symbol appears together as follows below.
© DORNA WSBK ORGANIZATION Srl 2017

PIRELLI Official Tyre Supplier
TISSOT SWISS WATCHES SINCE 1853 Official Timekeeper