

Portuguese Round, 15-16-17 September 2017

World Supersport 300 - Results Race

Laps 11 = 50,512 Km - Time of Race 22'01.086 - Avg. 137,647 km/h

Pos	Race Grid	No. Rider	Nat	Team	Bike	LL	Gap	Fastest Lap	Speed	Qualifying		Ranking		
										Time	Speed	R	Tot	Pos
1	3	2 A. CARRASCO	ESP	ETG Racing	Kawasaki Ninja 300	11		1'59.280	194,2	2'00.612	183,1	25	57	7
2	1	15 A. COPPOLA	ITA	SK Racing	Yamaha YZF-R3	11	0.053	1'58.839	192,9	2'00.128	184,6	20	102	1
3	2	41 M. GARCIA	ESP	Halcourier Racing	Yamaha YZF-R3	11	0.062	1'59.296	187,8	2'00.162	184,0	16	101	2
4	8	33 D. VALLE	ESP	Halcourier Racing	Yamaha YZF-R3	11	0.167	1'59.070	193,9	2'01.523	176,5	13	63	6
5	11	88 M. PEREZ	ESP	WILSport Racedays	Honda CBR500R	11	0.338	1'58.675	193,5	2'03.217	184,6	11	83	4
6	5	25 B. SÁNCHEZ	ESP	Halcourier Racing	Yamaha YZF-R3	11	2.679	1'58.929	197,1	2'01.136	179,4	10	69	5
7	6	75 S. DEROUÉ	NED	MTM HS Kawasaki	Kawasaki Ninja 300	11	8.118	1'59.834	191,8	2'01.370	180,9	9	84	3
8	9	13 J. FACCO	ITA	SK Racing	Yamaha YZF-R3	11	8.170	1'59.119	192,9	2'01.898	181,8	8	12	20
9	4	6 R. SCHOTMAN	NED	GRT Yamaha WorldSSP300 Team	Yamaha YZF-R3	11	8.253	1'59.915	190,8	2'00.980	182,7	7	52	9
10	7	99 P. GRASSIA	ITA	3ENNE#Racing - Chiodo Moto	Honda CBR500R	11	8.256	2'00.232	196,0	2'01.445	184,0	6	29	12
11	22	54 H. CABUK	TUR	Kawasaki Puccetti Racing	Kawasaki Ninja 300	11	16.292	2'00.245	190,8	2'03.394	188,5	5	15	19
12	16	22 M. KALININ	UKR	Team MOTOXRACING	Yamaha YZF-R3	11	16.796	2'00.834	197,1	2'02.536	189,1	4	38	11
13	12	14 E. DE LA VEGA	FRA	GRT Yamaha WorldSSP300 Team	Yamaha YZF-R3	11	16.850	2'00.788	187,5	2'03.322	175,9	3	4	27
14	33	20 D. LOUREIRO	RSA	DS Junior Team	Yamaha YZF-R3	11	16.864	2'00.303	194,2	2'04.875	182,7	2	55	8
15	13	18 A. MURLEY	GBR	Team Toth	Yamaha YZF-R3	11	16.888	2'00.768	192,5	2'02.101	182,7	1	22	14
16	19	12 A. RUSMIPUTRO	INA	Pertamina Almeria Racing Team	Yamaha YZF-R3	11	17.674	2'00.808	197,8	2'02.765	190,1		16	18
17	17	27 F. ROVELLI	ITA	ParkinGO DS Junior Team	Yamaha YZF-R3	11	17.806	2'00.320	193,5	2'02.537	184,6		3	31
18	15	87 A. LICCIARDI	BEL	Team Trasimeno	Yamaha YZF-R3	11	17.884	2'00.298	197,8	2'02.398	187,8		19	16
19	18	80 A. PONTONE	ITA	IODARacing	Yamaha YZF-R3	11	18.534	2'00.802	197,1	2'02.733	184,9		41	10
20	20	61 D. BLIN	POL	Wojcik FHP YART Racing Team	Yamaha YZF-R3	11	32.357	2'01.792	195,7	2'03.069	190,1			
21	26	79 C. TAYLOR	GBR	MTM HS Kawasaki	Kawasaki Ninja 300	11	32.368	2'01.661	189,5	2'03.722	185,2			
22	25	66 T. TAYLOR	GBR	Hel Performance - Benjan Racing	Kawasaki Ninja 300	11	32.370	2'01.238	197,1	2'03.666	185,9			
23	14	84 M. CARBONERA	ITA	SK Racing	Yamaha YZF-R3	11	32.388	2'01.995	189,8	2'02.374	180,3		4	28
24	35	9 R. DOORAKKERS	NED	MVR Racing	Yamaha YZF-R3	11	32.421	2'01.677	198,9	2'05.502	188,2		7	24
25	32	49 M. CARUSI	ITA	3570 Made in CIV	Kawasaki Ninja 300	11	32.512	2'01.334	193,9	2'04.678	187,5			
26	23	17 G. NODERER	GER	Scuderia Maranga Racing	Honda CBR500R	11	32.809	2'01.524	190,8	2'03.448	182,1		4	29
27	21	19 E. ROVELLI	ITA	ParkinGO DS Junior Team	Yamaha YZF-R3	11	33.225	2'02.082	193,9	2'03.294	181,2			
28	30	44 S. LOCHOFF	RSA	Samurai Racing	Yamaha YZF-R3	11	34.150	2'01.503	189,5	2'04.344	178,2			
29	27	23 M. BASTIANELLI	ITA	3570 Made in CIV	Kawasaki Ninja 300	11	34.661	2'01.631	194,6	2'03.756	185,6		4	26
30	34	7 N. SETTIMO	ITA	2R Road Racing	Yamaha YZF-R3	11	39.596	2'02.363	198,5	2'05.445	190,5			
31	31	130 R. FERREIRA	BRA	Kallio Racing	Yamaha YZF-R3	11	39.686	2'02.379	193,2	2'04.665	179,4			
32	36	53 V. GRIMOUX	FRA	Team Toth	Yamaha YZF-R3	11	40.836	2'02.390	185,6	2'06.062	175,3			
33	28	121 K. PATOVA	FIN	Kallio Racing	Yamaha YZF-R3	11	49.708	2'02.566	196,0	2'03.886	186,5		5	25
34	37	58 T. FINOCCHIARO	GBR	2R Road Racing	Yamaha YZF-R3	11	57.808	2'03.607	188,2	2'06.240	180,9			
35	24	28 P. GIACOMINI	ITA	Terra e Moto	Yamaha YZF-R3	11	1'10.511	1'59.786	196,7	2'03.557	169,5		17	17
-----Not Classified-----														
RET	10	55 G. HENDRA	INA	Team MOTOXRACING	Yamaha YZF-R3	8	3 Laps	2'00.890	198,5	2'01.966	183,7			
RET	29	35 A. TRIGLIA	ITA	Scuderia Maranga Racing	Honda CBR500R	1	10 Laps		197,1	2'03.971	184,9		3	30

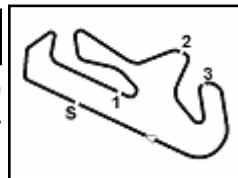
AIR	Humidity:	34%	Temp:	23°C
TRACK	Condition:	Dry	Temp:	36°C

Records	Pole (SP2)	2017	A.Coppola	2'00.128	137,61 Km/h
	Circuit (SP2)	2017	A.Coppola	2'00.128	137,61 Km/h
Race Fastest Lap	(New Record)	Lap 9	M.Perez	1'58.675	139,30 Km/h

Start 17/09/2017 11:07 End 11:32 The results are provisional until the end of the time limit for protests and appeals and the completion of the technical checks.

These data/results cannot be reproduced, stored and/or transmitted in whole or in part by any manner of electronic, mechanical, photocopying, recording, broadcasting or otherwise now known or herein after developed without the previous express consent by the copyright owner, except for reproduction in daily press and regular printed publications on sale to the public within 60 days of the event related to those data/results and always provided that copyright symbol appears together as follows below.

© DORNA WSBK ORGANIZATION Srl 2017



Portimao 4.592 m

2 / 2

Portuguese Round, 15-16-17 September 2017

World Supersport 300 - Results Race

LAP LEADERS

No.	Rider	From	To	Laps	Total
41	M. GARCIA	1	2	2	
33	D. VALLE	3	3	1	1
41	M. GARCIA	4	9	6	8
88	M. PEREZ	10	10	1	1
2	A. CARRASCO	11	11	1	1

TOTAL LEADER LAPS

No.	Rider	Laps	No.	Rider	Laps
88	M. PEREZ	28	75	S. DEROUE	3
15	A. COPPOLA	25	25	B. SÁNCHEZ	1
41	M. GARCIA	12	33	D. VALLE	1
22	M. KALININ	4			
2	A. CARRASCO	3			
6	R. SCHOTMAN	3			
20	D. LOUREIRO	3			

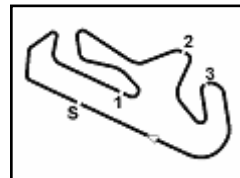
Race Highlights

Time	No. Rider	Description
10.50.00		Pit Lane Opened
10.55.00		Pit Lane Closed
11.03.15		Warm-up Lap Start
11.07.19		Start
11.10.23		No Jump Start
11.11.08	35 Triglia	Crashed - Turn 13
11.12.54	35 Triglia	Medical Centre
11.15.07	35 Triglia	Out
11.23.33	55 Hendra	Entered Pits
11.24.51	121 Patova	On the Gravel - Re-Joined - Turn 8
11.27.47	55 Hendra	Retired
11.29.26	28 Giacomini	Crashed - Turn 13
11.32.45		End Of Session

17/09/2017 Start End The results are provisional until the end of the time limit for protests and appeals and the completion of the technical checks.

These data/results cannot be reproduced, stored and/or transmitted in whole or in part by any manner of electronic, mechanical, photocopying, recording, broadcasting or otherwise now known or herein after developed without the previous express consent by the copyright owner, except for reproduction in daily press and regular printed publications on sale to the public within 60 days of the event related to those data/results and always provided that copyright symbol appears together as follows below.

© DORNA WSBK ORGANIZATION Srl 2017



Portimao 4.592 m

Portuguese Round, 15-16-17 September 2017

World Supersport 300 - Lap Chart Race

	Lap										
	1	2	3	4	5	6	7	8	9	10	11
1	41	41	33	41	41	41	41	41	41	88	2
2	25	33	41	33	2	33	2	2	33	41	15
3	2	2	2	2	33	2	33	33	2	2	41
4	33	25	75	75	88	88	88	88	88	15	33
5	6	6	99	88	15	15	15	15	15	33	88
6	99	15	25	25	25	25	25	25	25	25	25
7	15	99	6	99	99	99	6	75	75	75	75
8	75	75	15	6	75	75	75	6	6	13	13
9	55	22	88	15	6	6	99	99	99	6	6
10	13	88	13	13	13	13	13	13	13	99	99
11	88	55	22	22	22	14	14	14	54	54	54
12	22	13	55	55	18	18	22	87	14	14	22
13	14	80	80	14	14	80	87	28	28	20	14
14	80	14	14	27	80	22	18	18	20	22	20
15	18	18	27	18	27	87	28	22	22	18	18
16	27	27	18	80	87	27	80	54	18	28	12
17	87	87	87	87	55	55	27	20	27	12	27
18	12	28	28	28	28	28	55	80	87	27	87
19	61	12	12	20	20	20	20	27	12	80	80
20	28	84	20	54	12	54	54	12	80	87	61
21	84	20	54	12	54	12	12	66	61	84	79
22	79	54	84	84	84	66	61	79	9	66	66
23	17	17	17	79	79	61	66	9	66	79	84
24	20	79	79	17	17	79	79	84	84	17	9
25	54	61	61	61	66	84	9	61	79	9	49
26	19	19	19	66	61	9	84	17	17	61	17
27	9	9	9	19	9	17	17	19	19	49	19
28	66	66	66	9	19	19	19	49	49	19	44
29	35	53	53	53	121	44	44	23	23	44	23
30	121	121	121	121	53	49	49	44	44	23	7
31	53	130	44	44	49	121	23	130	53	130	130
32	130	44	23	23	44	23	121	53	130	53	53
33	44	23	49	49	130	53	130	121	7	7	121
34	23	49	130	130	23	130	53	7	121	121	58
35	49	7	7	7	7	7	7	55	58	58	28
36	7	58	58	58	58	58	58	58			
37	58										

Final Result		
1	2 A. CARRASCO	Laps 11
2	15 A. COPPOLA	0.053
3	41 M. GARCIA	0.062
4	33 D. VALLE	0.167
5	88 M. PEREZ	0.338
6	25 B. SANCHEZ	2.679
7	75 S. DEROUÉ	8.118
8	13 J. FACCO	8.170
9	6 R. SCHOTMAN	8.253
10	99 P. GRASSIA	8.256
11	54 H. CABUK	16.292
12	22 M. KALININ	16.796
13	14 E. DE LA VEGA	16.850
14	20 D. LOUREIRO	16.864
15	18 A. MURLEY	16.888
16	12 A. RUSMIPUTRO	17.674
17	27 F. ROVELLI	17.806
18	87 A. LICCIARDI	17.884
19	80 A. PONTONE	18.534
20	61 D. BLIN	32.357
21	79 C. TAYLOR	32.368
22	66 T. TAYLOR	32.370
23	84 M. CARBONERA	32.388
24	9 R. DOORAKKERS	32.421
25	49 M. CARUSI	32.512
26	17 G. NODERER	32.809
27	19 E. ROVELLI	33.225
28	44 S. LOCHOFF	34.150
29	23 M. BASTIANELLI	34.661
30	7 N. SETTIMO	39.596
31	130 R. FERREIRA	39.686
32	53 V. GRIMOUX	40.836
33	121 K. PATOVA	49.708
34	58 T. FINOCCHIARO	57.808
35	28 P. GIACOMINI	1'10.511
RET	55 G. HENDRA	3 Laps
RET	35 A. TRIGLIA	10 Laps

17/09/2017

These data/results cannot be reproduced, stored and/or transmitted in whole or in part by any manner of electronic, mechanical, photocopying, recording, broadcasting or otherwise now known or herein after developed without the previous express consent by the copyright owner, except for reproduction in daily press and regular printed publications on sale to the public within 60 days of the event related to those data/results and always provided that copyright symbol appears together as follows below.

© DORNA WSBK ORGANIZATION Srl 2017

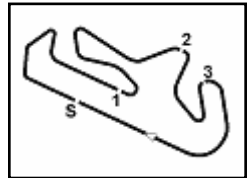
FCR PERUGIA TIMING



Official Tyre Supplier



Official Timekeeper



Portuguese Round, 15-16-17 September 2017

World Supersport 300 - Lap Chart Race

Portimao 4.592 m

2 / 3

Lap 1		Lap 3		Lap 5		Lap 7	
1 41 M. Garcia (ESP)		1 33 D. Valle (ESP)		1 41 M. Garcia (ESP)		1 41 M. Garcia (ESP)	
2 25 B. Sánchez (ESP)	0.075	2 41 M. Garcia (ESP)	0.008	2 2 A. Carrasco (ESP)	0.313	2 2 A. Carrasco (ESP)	0.528
3 2 A. Carrasco (ESP)	0.101	3 2 A. Carrasco (ESP)	0.641	3 33 D. Valle (ESP)	0.403	3 33 D. Valle (ESP)	0.596
4 33 D. Valle (ESP)	0.248	4 75 S. Deroue (NED)	1.500	4 88 M. Perez (ESP)	1.616	4 88 M. Perez (ESP)	1.700
5 6 R. Schotman (NED)	0.450	5 99 P. Grassia (ITA)	1.516	5 15 A. Coppola (ITA)	2.172	5 15 A. Coppola (ITA)	2.463
6 99 P. Grassia (ITA)	1.211	6 25 B. Sánchez (ESP)	1.526	6 25 B. Sánchez (ESP)	2.207	6 25 B. Sánchez (ESP)	2.717
7 15 A. Coppola (ITA)	1.230	7 6 R. Schotman (NED)	1.652	7 99 P. Grassia (ITA)	2.298	7 6 R. Schotman (NED)	4.318
8 75 S. Deroue (NED)	1.531	8 15 A. Coppola (ITA)	1.980	8 75 S. Deroue (NED)	2.739	8 75 S. Deroue (NED)	4.364
9 55 G. Hendra (INA)	1.606	9 88 M. Perez (ESP)	1.996	9 6 R. Schotman (NED)	2.798	9 99 P. Grassia (ITA)	4.733
10 13 J. Facco (ITA)	1.609	10 13 J. Facco (ITA)	2.529	10 13 J. Facco (ITA)	3.925	10 13 J. Facco (ITA)	4.820
11 88 M. Perez (ESP)	1.901	11 22 M. Kalinin (UKR)	2.544	11 22 M. Kalinin (UKR)	5.381	11 14 E. De La Vega (FRA)	10.186
12 22 M. Kalinin (UKR)	1.987	12 55 G. Hendra (INA)	2.678	12 18 A. Murley (GBR)	5.399	12 22 M. Kalinin (UKR)	10.430
13 14 E. De La Vega (FRA)	2.445	13 80 A. Pontone (ITA)	3.376	13 14 E. De La Vega (FRA)	5.414	13 87 A. Licciardi (BEL)	10.636
14 80 A. Pontone (ITA)	2.590	14 14 E. De La Vega (FRA)	3.408	14 80 A. Pontone (ITA)	5.955	14 18 A. Murley (GBR)	10.748
15 18 A. Murley (GBR)	2.710	15 27 F. Rovelli (ITA)	3.593	15 27 F. Rovelli (ITA)	6.133	15 28 P. Giacomini (ITA)	10.883
16 27 F. Rovelli (ITA)	3.522	16 18 A. Murley (GBR)	3.954	16 87 A. Licciardi (BEL)	6.551	16 80 A. Pontone (ITA)	10.969
17 87 A. Licciardi (BEL)	4.241	17 87 A. Licciardi (BEL)	5.666	17 55 G. Hendra (INA)	6.741	17 27 F. Rovelli (ITA)	11.549
18 12 A. Ruspiputro (INA)	4.379	18 28 P. Giacomini (ITA)	6.885	18 28 P. Giacomini (ITA)	8.651	18 55 G. Hendra (INA)	11.825
19 61 D. Blin (POL)	4.806	19 12 A. Ruspiputro (INA)	7.316	19 20 D. Loureiro (RSA)	9.836	19 20 D. Loureiro (RSA)	11.947
20 28 P. Giacomini (ITA)	4.837	20 20 D. Loureiro (RSA)	7.383	20 12 A. Ruspiputro (INA)	9.880	20 54 H. Cabuk (TUR)	12.063
21 84 M. Carbonera (ITA)	5.013	21 54 H. Cabuk (TUR)	7.456	21 54 H. Cabuk (TUR)	9.976	21 12 A. Ruspiputro (INA)	13.330
22 79 C. Taylor (GBR)	5.553	22 84 M. Carbonera (ITA)	7.769	22 84 M. Carbonera (ITA)	12.637	22 61 D. Blin (POL)	18.837
23 17 G. Noderer (GER)	5.580	23 17 G. Noderer (GER)	7.783	23 79 C. Taylor (GBR)	12.672	23 66 T. Taylor (GBR)	18.868
24 20 D. Loureiro (RSA)	5.637	24 79 C. Taylor (GBR)	8.461	24 17 G. Noderer (GER)	12.701	24 79 C. Taylor (GBR)	18.870
25 54 H. Cabuk (TUR)	5.657	25 61 D. Blin (POL)	9.723	25 66 T. Taylor (GBR)	13.081	25 9 R. Doorakkers (NED)	18.957
26 19 E. Rovelli (ITA)	6.261	26 19 E. Rovelli (ITA)	10.267	26 61 D. Blin (POL)	13.551	26 84 M. Carbonera (ITA)	19.556
27 9 R. Doorakkers (NED)	6.420	27 9 R. Doorakkers (NED)	10.736	27 9 R. Doorakkers (NED)	14.318	27 17 G. Noderer (GER)	19.606
28 66 T. Taylor (GBR)	7.000	28 66 T. Taylor (GBR)	10.741	28 19 E. Rovelli (ITA)	14.815	28 19 E. Rovelli (ITA)	21.731
29 35 A. Triglia (ITA)	7.003	29 53 V. Grimoux (FRA)	12.685	29 121 K. Patova (FIN)	19.144	29 44 S. Lochhoff (RSA)	25.596
30 121 K. Patova (FIN)	7.992	30 121 K. Patova (FIN)	13.215	30 53 V. Grimoux (FRA)	19.186	30 49 M. Carusi (ITA)	25.663
31 53 V. Grimoux (FRA)	8.295	31 44 S. Lochhoff (RSA)	13.274	31 49 M. Carusi (ITA)	19.351	31 23 M. Bastianelli (ITA)	26.979
32 130 R. Ferreira (BRA)	8.861	32 23 M. Bastianelli (ITA)	13.470	32 44 S. Lochhoff (RSA)	19.395	32 121 K. Patova (FIN)	27.416
33 44 S. Lochhoff (RSA)	8.926	33 49 M. Carusi (ITA)	13.791	33 130 R. Ferreira (BRA)	19.628	33 130 R. Ferreira (BRA)	27.510
34 23 M. Bastianelli (ITA)	9.348	34 130 R. Ferreira (BRA)	13.800	34 23 M. Bastianelli (ITA)	19.881	34 53 V. Grimoux (FRA)	27.621
35 49 M. Carusi (ITA)	9.421	35 7 N. Settimo (ITA)	14.101	35 7 N. Settimo (ITA)	20.465	35 7 N. Settimo (ITA)	28.062
36 7 N. Settimo (ITA)	9.636	36 58 T. Finocchiaro (GBR)	16.378	36 58 T. Finocchiaro (GBR)	26.222	36 58 T. Finocchiaro (GBR)	37.319
37 58 T. Finocchiaro (GBR)	9.722						

Lap 2		Lap 4		Lap 6		Lap 8	
1 41 M. Garcia (ESP)		1 41 M. Garcia (ESP)		1 41 M. Garcia (ESP)		1 41 M. Garcia (ESP)	
2 33 D. Valle (ESP)	0.028	2 33 D. Valle (ESP)	0.027	2 33 D. Valle (ESP)	0.099	2 2 A. Carrasco (ESP)	0.576
3 2 A. Carrasco (ESP)	0.487	3 2 A. Carrasco (ESP)	0.208	3 2 A. Carrasco (ESP)	0.509	3 33 D. Valle (ESP)	0.619
4 25 B. Sánchez (ESP)	0.876	4 75 S. Deroue (NED)	1.653	4 88 M. Perez (ESP)	1.748	4 88 M. Perez (ESP)	1.224
5 6 R. Schotman (NED)	0.884	5 88 M. Perez (ESP)	1.707	5 15 A. Coppola (ITA)	2.542	5 15 A. Coppola (ITA)	2.006
6 15 A. Coppola (ITA)	0.901	6 25 B. Sánchez (ESP)	1.729	6 25 B. Sánchez (ESP)	2.562	6 25 B. Sánchez (ESP)	2.350
7 99 P. Grassia (ITA)	0.945	7 99 P. Grassia (ITA)	1.824	6 25 B. Sánchez (ESP)	2.562	7 75 S. Deroue (NED)	5.387
8 75 S. Deroue (NED)	1.049	8 6 R. Schotman (NED)	1.980	7 99 P. Grassia (ITA)	2.955	8 6 R. Schotman (NED)	5.722
9 22 M. Kalinin (UKR)	1.552	9 15 A. Coppola (ITA)	2.033	8 75 S. Deroue (NED)	2.998	9 99 P. Grassia (ITA)	5.765
10 88 M. Perez (ESP)	1.780	10 13 J. Facco (ITA)	3.803	9 6 R. Schotman (NED)	3.138	10 13 J. Facco (ITA)	5.830
11 55 G. Hendra (INA)	1.842	11 22 M. Kalinin (UKR)	3.944	10 13 J. Facco (ITA)	3.469	11 14 E. De La Vega (FRA)	12.802
12 13 J. Facco (ITA)	1.844	12 55 G. Hendra (INA)	3.961	11 14 E. De La Vega (FRA)	7.726	12 87 A. Licciardi (BEL)	12.806
13 80 A. Pontone (ITA)	2.628	13 14 E. De La Vega (FRA)	4.271	12 18 A. Murley (GBR)	7.794	13 28 P. Giacomini (ITA)	12.867
14 14 E. De La Vega (FRA)	2.674	14 27 F. Rovelli (ITA)	4.323	13 80 A. Pontone (ITA)	7.967	14 18 A. Murley (GBR)	12.880
15 18 A. Murley (GBR)	2.985	15 18 A. Murley (GBR)	4.394	14 22 M. Kalinin (UKR)	8.047	15 22 M. Kalinin (UKR)	12.897
16 27 F. Rovelli (ITA)	3.327	16 80 A. Pontone (ITA)	4.621	15 87 A. Licciardi (BEL)	8.424	16 54 H. Cabuk (TUR)	13.012
17 87 A. Licciardi (BEL)	4.674	17 87 A. Licciardi (BEL)	5.938	16 27 F. Rovelli (ITA)	8.573	17 20 D. Loureiro (RSA)	13.125
18 28 P. Giacomini (ITA)	5.045	18 28 P. Giacomini (ITA)	7.607	17 55 G. Hendra (INA)	8.770	18 80 A. Pontone (ITA)	14.149
19 12 A. Ruspiputro (INA)	5.113	19 20 D. Loureiro (RSA)	8.243	18 28 P. Giacomini (ITA)	8.862	19 27 F. Rovelli (ITA)	14.149
20 84 M. Carbonera (ITA)	5.652	20 54 H. Cabuk (TUR)	8.255	19 20 D. Loureiro (RSA)	11.058	20 12 A. Ruspiputro (INA)	15.140
21 20 D. Loureiro (RSA)	6.076	21 12 A. Ruspiputro (INA)	8.450	20 54 H. Cabuk (TUR)	11.112	21 66 T. Taylor (GBR)	22.847
22 54 H. Cabuk (TUR)	6.087	22 84 M. Carbonera (ITA)	9.776	21 12 A. Ruspiputro (INA)	11.609	22 79 C. Taylor (GBR)	22.896
23 17 G. Noderer (GER)	6.313	23 79 C. Taylor (GBR)	10.137	22 66 T. Taylor (GBR)	15.619	23 79 C. Taylor (GBR)	22.896
24 79 C. Taylor (GBR)	6.854	24 17 G. Noderer (GER)	10.147	23 61 D. Blin (POL)	15.872	24 9 R. Doorakkers (NED)	22.898
25 61 D. Blin (POL)	7.281	25 61 D. Blin (POL)	11.641	24 79 C. Taylor (GBR)	16.046	25 61 D. Blin (POL)	23.273
26 19 E. Rovelli (ITA)	7.460	26 66 T. Taylor (GBR)	11.725	25 84 M. Carbonera (ITA)	16.226	26 17 G. Noderer (GER)	23.365
27 9 R. Doorakkers (NED)	8.466	27 19 E. Rovelli (ITA)	12.021	26 9 R. Doorakkers (NED)	16.459	27 19 E. Rovelli (ITA)	25.524
28 66 T. Taylor (GBR)	8.928	28 9 R. Doorakkers (NED)	12.085	27 17 G. Noderer (GER)	16.463	28 49 M. Carusi (ITA)	28.222
29 53 V. Grimoux (FRA)	10.274	29 53 V. Grimoux (FRA)	15.363	28 19 E. Rovelli (ITA)	18.111	29 23 M. Bastianelli (ITA)	29.494
30 121 K. Patova (FIN)	10.703	30 121 K. Patova (FIN)	15.714	29 44 S. Lochhoff (RSA)	22.488	30 44 S. Lochhoff (RSA)	29.683
31 130 R. Ferreira (BRA)	10.919	31 44 S. Lochhoff (RSA)	15.780	30 49 M. Carusi (ITA)	22.537	31 130 R. Ferreira (BRA)	30.593
32 44 S. Lochhoff (RSA)	10.985	32 23 M. Bastianelli (ITA)	15.968	31 121 K. Patova (FIN)	23.906	32 53 V. Grimoux (FRA)	30.715
33 23 M. Bastianelli (ITA)	11.062	33 49 M. Carusi (ITA)	16.217	32 23 M. Bastianelli (ITA)	24.103		
34 49 M. Carusi (ITA)	11.467	34 130 R. Ferreira (BRA)	16.303	33 53 V. Grimoux (FRA)	24.283		
35 7 N. Settimo (ITA)	11.573						

17/09/2017

These data/results cannot be reproduced, stored and/or transmitted in whole or in part by any manner of electronic, mechanical, photocopying, recording, broadcasting or otherwise now known or herein after developed without the previous express consent by the copyright owner, except for reproduction in daily press and regular printed publications on sale to the public within 60 days of the event related to those data/results and always provided that copyright symbol appears together as follows below.

© DORNA WSBK ORGANIZATION Srl 2017

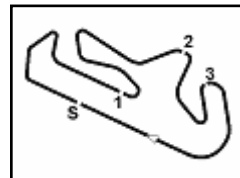
FCR PERIGIA TIMING



Official Tyre Supplier



Official Timekeeper



Portimao 4.592 m

Portuguese Round, 15-16-17 September 2017

World Supersport 300 - Lap Chart Race

33	121 K.Patova (FIN)	30.752	33	7 N.Settimo (ITA)	36.587
34	7 N.Settimo (ITA)	31.168	34	121 K.Patova (FIN)	44.718
35	55 G.Hendra (INA)	32.781	35	58 T.Finocchiaro (GBR)	52.830
36	58 T.Finocchiaro (GBR)	42.424			

Lap 9	
1	41 M.Garcia (ESP) 0.055
2	33 D.Valle (ESP) 0.222
3	2 A.Carrasco (ESP) 0.265
4	88 M.Perez (ESP) 1.366
5	15 A.Coppola (ITA) 2.034
6	25 B.Sánchez (ESP) 6.463
7	75 S.Deroue (NED) 6.609
8	6 R.Schotman (NED) 6.944
9	99 P.Grassia (ITA) 7.049
10	13 J.Facco (ITA) 14.506
11	54 H.Cabuk (TUR) 14.586
12	14 E.De La Vega (FRA) 14.876
13	28 P.Giacomini (ITA) 15.016
14	20 D.Loureiro (RSA) 15.386
15	22 M.Kalinin (UKR) 15.399
16	18 A.Murley (GBR) 15.991
17	27 F.Rovelli (ITA) 16.344
18	87 A.Licciardi (BEL) 16.360
19	12 A.Rusmiputro (INA) 16.519
20	80 A.Pontone (ITA) 26.389
21	61 D.Blin (POL) 26.450
22	9 R.Doorakkers (NED) 26.485
23	66 T.Taylor (GBR) 26.662
24	84 M.Carbonera (ITA) 26.727
25	79 C.Taylor (GBR) 26.773
26	17 G.Noderer (GER) 28.733
27	19 E.Rovelli (ITA) 30.101
28	49 M.Carusi (ITA) 31.555
29	23 M.Bastianelli (ITA) 31.574
30	44 S.Lochoff (RSA) 33.915
31	53 V.Grimoux (FRA) 33.918
32	130 R.Ferreira (BRA) 34.568
33	7 N.Settimo (ITA) 41.125
34	121 K.Patova (FIN) 48.266
35	58 T.Finocchiaro (GBR)

Lap 11	
1	2 A.Carrasco (ESP) 0.053
2	15 A.Coppola (ITA) 0.062
3	41 M.Garcia (ESP) 0.167
4	33 D.Valle (ESP) 0.338
5	88 M.Perez (ESP) 2.679
6	25 B.Sánchez (ESP) 8.118
7	75 S.Deroue (NED) 8.170
8	13 J.Facco (ITA) 8.253
9	6 R.Schotman (NED) 8.256
10	99 P.Grassia (ITA) 16.292
11	54 H.Cabuk (TUR) 16.796
12	22 M.Kalinin (UKR) 16.850
13	14 E.De La Vega (FRA) 16.864
14	20 D.Loureiro (RSA) 16.888
15	18 A.Murley (GBR) 17.674
16	12 A.Rusmiputro (INA) 17.806
17	27 F.Rovelli (ITA) 17.884
18	87 A.Licciardi (BEL) 18.534
19	80 A.Pontone (ITA) 32.357
20	61 D.Blin (POL) 32.368
21	79 C.Taylor (GBR) 32.370
22	66 T.Taylor (GBR) 32.388
23	84 M.Carbonera (ITA) 32.421
24	9 R.Doorakkers (NED) 32.512
25	49 M.Carusi (ITA) 32.809
26	17 G.Noderer (GER) 33.225
27	19 E.Rovelli (ITA) 34.150
28	44 S.Lochoff (RSA) 34.661
29	23 M.Bastianelli (ITA) 39.596
30	7 N.Settimo (ITA) 39.686
31	130 R.Ferreira (BRA) 40.836
32	53 V.Grimoux (FRA) 49.708
33	121 K.Patova (FIN) 57.808
34	58 T.Finocchiaro (GBR) 1'10.511
35	28 P.Giacomini (ITA)

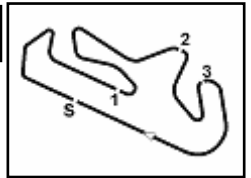
Lap 10	
1	88 M.Perez (ESP) 0.053
2	41 M.Garcia (ESP) 0.152
3	2 A.Carrasco (ESP) 0.213
4	15 A.Coppola (ITA) 0.240
5	33 D.Valle (ESP) 2.323
6	25 B.Sánchez (ESP) 7.253
7	75 S.Deroue (NED) 7.263
8	13 J.Facco (ITA) 7.322
9	6 R.Schotman (NED) 7.662
10	99 P.Grassia (ITA) 15.328
11	54 H.Cabuk (TUR) 15.397
12	14 E.De La Vega (FRA) 15.809
13	20 D.Loureiro (RSA) 15.876
14	22 M.Kalinin (UKR) 16.256
15	18 A.Murley (GBR) 16.457
16	28 P.Giacomini (ITA) 17.030
17	12 A.Rusmiputro (INA) 17.155
18	27 F.Rovelli (ITA) 17.520
19	80 A.Pontone (ITA) 17.750
20	87 A.Licciardi (BEL) 29.390
21	84 M.Carbonera (ITA) 29.451
22	66 T.Taylor (GBR) 29.743
23	79 C.Taylor (GBR) 29.776
24	17 G.Noderer (GER) 29.805
25	9 R.Doorakkers (NED) 29.944
26	61 D.Blin (POL) 31.091
27	49 M.Carusi (ITA) 31.269
28	19 E.Rovelli (ITA) 32.811
29	44 S.Lochoff (RSA) 33.194
30	23 M.Bastianelli (ITA) 36.109
31	130 R.Ferreira (BRA) 36.566
32	53 V.Grimoux (FRA)

17/09/2017

These data/results cannot be reproduced, stored and/or transmitted in whole or in part by any manner of electronic, mechanical, photocopying, recording, broadcasting or otherwise now known or herein after developed without the previous express consent by the copyright owner, except for reproduction in daily press and regular printed publications on sale to the public within 60 days of the event related to those data/results and always provided that copyright symbol appears together as follows below.

© DORNA WSBK ORGANIZATION Srl 2017





Portuguese Round, 15-16-17 September 2017
World Supersport 300 - Best Sector & Speed Race

Portimao 4.592 m

RESULTS

Pos	Rider	Motorcycle	Laps
1	2 A. CARRASCO	Kawasaki Ninja 300	11
2	15 A. COPPOLA	Yamaha YZF-R3	0.053
3	41 M. GARCIA	Yamaha YZF-R3	0.062
4	33 D. VALLE	Yamaha YZF-R3	0.167
5	88 M. PEREZ	Honda CBR500R	0.338
6	25 B. SANCHEZ	Yamaha YZF-R3	2.679
7	75 S. DEROUE	Kawasaki Ninja 300	8.118
8	13 J. FACCO	Yamaha YZF-R3	8.170
9	6 R. SCHOTMAN	Yamaha YZF-R3	8.253
10	99 P. GRASSIA	Honda CBR500R	8.256
11	54 H. CABUK	Kawasaki Ninja 300	16.292
12	22 M. KALININ	Yamaha YZF-R3	16.796
13	14 E. DE LA VEGA	Yamaha YZF-R3	16.850
14	20 D. LOUREIRO	Yamaha YZF-R3	16.864
15	18 A. MURLEY	Yamaha YZF-R3	16.888
16	12 A. RUSMIPUTRO	Yamaha YZF-R3	17.674
17	27 F. ROVELLI	Yamaha YZF-R3	17.806
18	87 A. LICCIARDI	Yamaha YZF-R3	17.884
19	80 A. PONTONE	Yamaha YZF-R3	18.534
20	61 D. BLIN	Yamaha YZF-R3	32.357
21	79 C. TAYLOR	Kawasaki Ninja 300	32.368
22	66 T. TAYLOR	Kawasaki Ninja 300	32.370
23	84 M. CARBONERA	Yamaha YZF-R3	32.388
24	9 R. DOORAKKERS	Yamaha YZF-R3	32.421
25	49 M. CARUSI	Kawasaki Ninja 300	32.512
26	17 G. NODERER	Honda CBR500R	32.809
27	19 E. ROVELLI	Yamaha YZF-R3	33.225
28	44 S. LOCHOFF	Yamaha YZF-R3	34.150
29	23 M. BASTIANELLI	Kawasaki Ninja 300	34.661
30	7 N. SETTIMO	Yamaha YZF-R3	39.596
31	130 R. FERREIRA	Yamaha YZF-R3	39.686
32	53 V. GRIMOUX	Yamaha YZF-R3	40.836
33	121 K. PATOVA	Yamaha YZF-R3	49.708
34	58 T. FINOCCHIARO	Yamaha YZF-R3	57.808
35	28 P. GIACOMINI	Yamaha YZF-R3	1'10.511
RET	55 G. HENDRA	Yamaha YZF-R3	3 Laps
RET	35 A. TRIGLIA	Honda CBR500R	10 Laps

SPEED

Pos	Rider	Motorcycle	Time
1	9 R. DOORAKKERS	Yamaha YZF-R3	198,9
2	7 N. SETTIMO	Yamaha YZF-R3	198,5
3	55 G. HENDRA	Yamaha YZF-R3	198,5
4	12 A. RUSMIPUTRO	Yamaha YZF-R3	197,8
5	87 A. LICCIARDI	Yamaha YZF-R3	197,8
6	66 T. TAYLOR	Kawasaki Ninja 300	197,1
7	80 A. PONTONE	Yamaha YZF-R3	197,1
8	25 B. SANCHEZ	Yamaha YZF-R3	197,1
9	22 M. KALININ	Yamaha YZF-R3	197,1
10	35 A. TRIGLIA	Honda CBR500R	197,1
11	28 P. GIACOMINI	Yamaha YZF-R3	196,7
12	121 K. PATOVA	Yamaha YZF-R3	196,0
13	99 P. GRASSIA	Honda CBR500R	196,0
14	61 D. BLIN	Yamaha YZF-R3	195,7
15	23 M. BASTIANELLI	Kawasaki Ninja 300	194,6
16	20 D. LOUREIRO	Yamaha YZF-R3	194,2
17	2 A. CARRASCO	Kawasaki Ninja 300	194,2
18	33 D. VALLE	Yamaha YZF-R3	193,9
19	49 M. CARUSI	Kawasaki Ninja 300	193,9
20	19 E. ROVELLI	Yamaha YZF-R3	193,9
21	88 M. PEREZ	Honda CBR500R	193,5
22	27 F. ROVELLI	Yamaha YZF-R3	193,5
23	130 R. FERREIRA	Yamaha YZF-R3	193,2
24	15 A. COPPOLA	Yamaha YZF-R3	192,9
25	13 J. FACCO	Yamaha YZF-R3	192,9
26	18 A. MURLEY	Yamaha YZF-R3	192,5
27	75 S. DEROUE	Kawasaki Ninja 300	191,8
28	17 G. NODERER	Honda CBR500R	190,8
29	54 H. CABUK	Kawasaki Ninja 300	190,8
30	6 R. SCHOTMAN	Yamaha YZF-R3	190,8
31	84 M. CARBONERA	Yamaha YZF-R3	189,8
32	79 C. TAYLOR	Kawasaki Ninja 300	189,5
33	44 S. LOCHOFF	Yamaha YZF-R3	189,5
34	58 T. FINOCCHIARO	Yamaha YZF-R3	188,2
35	41 M. GARCIA	Yamaha YZF-R3	187,8
36	14 E. DE LA VEGA	Yamaha YZF-R3	187,5
37	53 V. GRIMOUX	Yamaha YZF-R3	185,6

SEG. 1

1	15 A. COPPOLA	39.021
2	2 A. CARRASCO	39.143
3	33 D. VALLE	39.171
4	99 P. GRASSIA	39.172
5	88 M. PEREZ	39.175
6	25 B. SANCHEZ	39.281
7	13 J. FACCO	39.416
8	41 M. GARCIA	39.423
9	75 S. DEROUE	39.424
10	12 A. RUSMIPUTRO	39.505
11	87 A. LICCIARDI	39.548
12	28 P. GIACOMINI	39.595
13	18 A. MURLEY	39.628
14	6 R. SCHOTMAN	39.638
15	20 D. LOUREIRO	39.674
16	27 F. ROVELLI	39.709
17	49 M. CARUSI	39.748
18	54 H. CABUK	39.826
19	19 E. ROVELLI	39.915
20	66 T. TAYLOR	39.942
21	14 E. DE LA VEGA	39.967
22	44 S. LOCHOFF	39.970
23	80 A. PONTONE	39.971
24	55 G. HENDRA	39.990
25	79 C. TAYLOR	39.990
26	61 D. BLIN	39.998
27	22 M. KALININ	40.039
28	9 R. DOORAKKERS	40.056
29	130 R. FERREIRA	40.057
30	23 M. BASTIANELLI	40.093
31	17 G. NODERER	40.153
32	84 M. CARBONERA	40.161
33	121 K. PATOVA	40.191
34	35 A. TRIGLIA	40.442
35	53 V. GRIMOUX	40.452
36	7 N. SETTIMO	40.550
37	58 T. FINOCCHIARO	41.057

SEG. 2

1	88 M. PEREZ	33.861
2	41 M. GARCIA	33.930
3	2 A. CARRASCO	33.984
4	25 B. SANCHEZ	33.986
5	33 D. VALLE	34.041
6	6 R. SCHOTMAN	34.080
7	15 A. COPPOLA	34.095
8	13 J. FACCO	34.153
9	27 F. ROVELLI	34.313
10	75 S. DEROUE	34.368
11	87 A. LICCIARDI	34.381
12	28 P. GIACOMINI	34.449
13	14 E. DE LA VEGA	34.454
14	80 A. PONTONE	34.459
15	20 D. LOUREIRO	34.467
16	54 H. CABUK	34.483
17	22 M. KALININ	34.496
18	55 G. HENDRA	34.506
19	18 A. MURLEY	34.536
20	99 P. GRASSIA	34.593
21	12 A. RUSMIPUTRO	34.701
22	66 T. TAYLOR	34.731
23	61 D. BLIN	34.735
24	44 S. LOCHOFF	34.780
25	23 M. BASTIANELLI	34.840
26	84 M. CARBONERA	34.859
27	9 R. DOORAKKERS	34.903
28	7 N. SETTIMO	34.972
29	79 C. TAYLOR	34.983
30	49 M. CARUSI	34.984
31	17 G. NODERER	34.987
32	53 V. GRIMOUX	35.007
33	121 K. PATOVA	35.047
34	19 E. ROVELLI	35.072
35	130 R. FERREIRA	35.116
36	35 A. TRIGLIA	35.271
37	58 T. FINOCCHIARO	35.328

SEG. 3

1	88 M. PEREZ	23.143
2	41 M. GARCIA	23.183
3	15 A. COPPOLA	23.258
4	25 B. SANCHEZ	23.274
5	33 D. VALLE	23.317
6	99 P. GRASSIA	23.320
7	28 P. GIACOMINI	23.345
8	87 A. LICCIARDI	23.350
9	54 H. CABUK	23.352
10	13 J. FACCO	23.387
11	20 D. LOUREIRO	23.410
12	84 M. CARBONERA	23.438
13	55 G. HENDRA	23.446
14	6 R. SCHOTMAN	23.448
15	75 S. DEROUE	23.482
16	2 A. CARRASCO	23.487
17	18 A. MURLEY	23.499
18	22 M. KALININ	23.516
19	14 E. DE LA VEGA	23.531
20	12 A. RUSMIPUTRO	23.535
21	17 G. NODERER	23.597
22	27 F. ROVELLI	23.603
23	49 M. CARUSI	23.623
24	80 A. PONTONE	23.637
25	44 S. LOCHOFF	23.637
26	79 C. TAYLOR	23.663
27	23 M. BASTIANELLI	23.699
28	53 V. GRIMOUX	23.705
29	61 D. BLIN	23.747
30	19 E. ROVELLI	23.779
31	7 N. SETTIMO	23.831
32	66 T. TAYLOR	23.858
33	35 A. TRIGLIA	23.915
34	58 T. FINOCCHIARO	23.953
35	9 R. DOORAKKERS	24.026
36	130 R. FERREIRA	24.040
37	121 K. PATOVA	24.044

SEG. 4

1	13 J. FACCO	21.993
2	22 M. KALININ	22.116
3	75 S. DEROUE	22.122
4	15 A. COPPOLA	22.127
5	33 D. VALLE	22.135
6	49 M. CARUSI	22.165
7	54 H. CABUK	22.167
8	6 R. SCHOTMAN	22.197
9	25 B. SANCHEZ	22.212
10	88 M. PEREZ	22.221
11	28 P. GIACOMINI	22.260
12	9 R. DOORAKKERS	22.273
13	99 P. GRASSIA	22.277
14	2 A. CARRASCO	22.332
15	17 G. NODERER	22.349
16	18 A. MURLEY	22.350
17	20 D. LOUREIRO	22.362
18	27 F. ROVELLI	22.366
19	14 E. DE LA VEGA	22.377
20	44 S. LOCHOFF	22.396
21	80 A. PONTONE	22.402
22	66 T. TAYLOR	22.464
23	84 M. CARBONERA	22.491
24	87 A. LICCIARDI	22.500
25	79 C. TAYLOR	22.515
26	41 M. GARCIA	22.522
27	12 A. RUSMIPUTRO	22.540
28	121 K. PATOVA	22.542
29	23 M. BASTIANELLI	22.572
30	61 D. BLIN	22.618
31	53 V. GRIMOUX	22.623
32	7 N. SETTIMO	22.641
33	19 E. ROVELLI	22.642
34	130 R. FERREIRA	22.648
35	55 G. HENDRA	22.664
36	35 A. TRIGLIA	22.847
37	58 T. FINOCCHIARO	22.939

17/09/2017

These data/results cannot be reproduced, stored and/or transmitted in whole or in part by any manner of electronic, mechanical, photocopying, recording, broadcasting or otherwise now known or herein after developed without the previous express consent by the copyright owner, except for reproduction in daily press and regular printed publications on sale to the public within 60 days of the event related to those data/results and always provided that copyright symbol appears together as follows below.

© DORNA WSBK ORGANIZATION Srl 2017

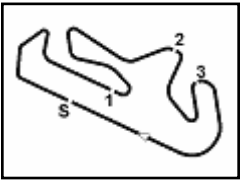
FICR PERUGIA TIMING



Official Tyre Supplier



Official Timekeeper



Portuguese Round, 15-16-17 September 2017 World Supersport 300 - Chronological Analysis Race

Start at 11:07'04.345

Portimao 4.592 m

1 / 4

2 A. CARRASCO (1'59.280)

Lap	Seg.1	Seg.2	Seg.3	Seg.4	Lap Time	km/h	Local Time
1		34.741	23.797	22.781	2'01.140		11:09'05.485
2	40.815	34.687	23.501	22.739	2'01.742	184,9	11:11'07.227
3	39.717	34.154	23.487	22.850	2'00.208	192,9	11:13'07.435
4	39.428	34.390	23.616	22.461	1'59.895	190,5	11:15'07.330
5	39.701	34.108	23.589	22.589	1'59.987	182,7	11:17'07.317
6	39.645	34.028	23.528	22.570	1'59.771	185,9	11:19'07.088
7	39.235	34.098	23.497	22.603	1'59.433	194,2	11:21'06.521
8	39.143	34.077	23.526	22.598	1'59.344	192,2	11:23'05.865
9	39.391	33.984	23.570	22.335	1'59.280	192,9	11:25'05.145
10	39.894	34.433	23.575	22.372	2'00.274	188,8	11:27'05.419
11	39.402	34.470	23.808	22.322	2'00.012	189,8	11:29'05.431

7	39.334	34.228	23.157	22.647	1'59.366	193,5	11:21'07.693
8	39.176	34.059	23.143	22.442	1'58.820	192,2	11:23'06.513
9	39.175	33.861	23.414	22.225	1'58.675	192,5	11:25'05.188
10	39.643	34.487	23.445	22.504	2'00.079	190,8	11:27'05.267
11	40.564	34.284	23.433	22.221	2'00.502	187,8	11:29'05.769

25 B. SÁNCHEZ (1'58.929)

Lap	Seg.1	Seg.2	Seg.3	Seg.4	Lap Time	km/h	Local Time
1		34.724	23.915	22.532	2'01.114		11:09'05.459
2	40.595	35.038	23.791	22.733	2'02.157	183,1	11:11'07.616
3	40.033	34.742	23.643	22.286	2'00.704	192,5	11:13'08.320
4	39.632	34.631	23.512	22.756	2'00.531	192,2	11:15'08.851
5	39.678	34.560	23.493	22.629	2'00.360	192,5	11:17'09.211
6	39.863	34.433	23.422	22.212	1'59.930	197,1	11:19'09.141
7	39.712	34.226	23.382	22.249	1'59.569	188,8	11:21'08.710
8	39.281	34.109	23.280	22.259	1'58.929	197,1	11:23'07.639
9	39.609	33.986	23.274	22.449	1'59.318	193,9	11:25'06.957
10	39.731	34.110	24.075	22.717	2'00.633	190,5	11:27'07.590
11	39.939	34.313	23.516	22.752	2'00.520	185,2	11:29'08.110

15 A. COPPOLA (1'58.839)

Lap	Seg.1	Seg.2	Seg.3	Seg.4	Lap Time	km/h	Local Time
1		34.939	23.700	22.638	2'02.269		11:09'06.614
2	39.938	35.064	23.641	22.384	2'01.027	192,9	11:11'07.641
3	40.224	34.670	23.878	22.361	2'01.133	189,5	11:13'08.774
4	39.760	34.777	23.717	22.127	2'00.381	191,2	11:15'09.155
5	39.839	34.303	23.423	22.456	2'00.021	188,5	11:17'09.176
6	39.706	34.313	23.499	22.427	1'59.945	192,5	11:19'09.121
7	39.466	34.337	23.297	22.235	1'59.335	189,1	11:21'08.456
8	39.272	34.095	23.277	22.195	1'58.839	191,8	11:23'07.295
9	39.162	34.337	23.258	22.237	1'58.994	191,5	11:25'06.289
10	39.021	34.266	23.639	22.265	1'59.191	192,5	11:27'05.480
11	39.614	34.342	23.849	22.199	2'00.004	188,5	11:29'05.484

75 S. DEROUÉ (1'59.834)

Lap	Seg.1	Seg.2	Seg.3	Seg.4	Lap Time	km/h	Local Time
1		34.905	23.930	22.122	2'02.570		11:09'06.915
2	39.931	35.307	23.505	22.131	2'00.874	191,5	11:11'07.789
3	39.894	34.611	23.559	22.441	2'00.505	191,8	11:13'08.294
4	39.908	34.464	23.689	22.420	2'00.481	191,2	11:15'08.775
5	40.061	34.407	23.887	22.613	2'00.968	188,5	11:17'09.743
6	39.751	34.368	23.482	22.233	1'59.834	190,5	11:19'09.577
7	40.102	34.619	23.748	22.311	2'00.780	191,8	11:21'10.357
8	39.424	34.604	23.646	22.645	2'00.319	191,5	11:23'10.676
9	39.675	34.764	23.617	22.654	2'00.710	186,9	11:25'11.386
10	39.826	34.838	23.887	22.583	2'01.134	186,5	11:27'12.520
11	39.759	35.106	23.587	22.577	2'01.029	188,2	11:29'13.549

41 M. GARCIA (1'59.296)

Lap	Seg.1	Seg.2	Seg.3	Seg.4	Lap Time	km/h	Local Time
1		34.751	23.721	22.896	2'01.039		11:09'05.384
2	40.480	34.998	23.305	22.573	2'01.356	187,5	11:11'06.740
3	39.941	34.153	23.316	22.652	2'00.062	182,1	11:13'06.802
4	39.812	34.376	23.451	22.681	2'00.320	180,9	11:15'07.122
5	39.639	34.213	23.369	22.661	1'59.882	182,1	11:17'07.004
6	39.573	34.157	23.305	22.540	1'59.575	184,3	11:19'06.579
7	39.496	34.173	23.206	22.539	1'59.414	185,2	11:21'05.993
8	39.423	34.168	23.183	22.522	1'59.296	184,3	11:23'05.289
9	39.625	34.106	23.279	22.624	1'59.634	183,7	11:25'04.923
10	40.014	34.207	23.451	22.725	2'00.397	187,5	11:27'05.320
11	40.316	33.930	23.383	22.544	2'00.173	187,8	11:29'05.493

13 J. FACCO (1'59.119)

Lap	Seg.1	Seg.2	Seg.3	Seg.4	Lap Time	km/h	Local Time
1		34.898	23.739	22.454	2'02.648		11:09'06.993
2	40.790	34.890	23.680	22.231	2'01.591	192,2	11:11'08.584
3	40.087	34.870	23.789	21.993	2'00.739	191,2	11:13'09.323
4	40.563	34.496	23.981	22.562	2'01.602	191,2	11:15'10.925
5	39.740	34.512	23.387	22.365	2'00.004	189,8	11:17'10.929
6	39.530	34.153	23.395	22.041	1'59.119	192,2	11:19'10.048
7	40.070	34.586	23.694	22.415	2'00.765	191,8	11:21'10.813
8	39.416	34.856	23.631	22.403	2'00.306	192,2	11:23'11.119
9	40.006	34.397	23.751	22.699	2'00.853	192,9	11:25'11.972
10	39.751	34.604	23.708	22.495	2'00.558	192,9	11:27'12.530
11	39.859	35.088	23.561	22.563	2'01.071	187,2	11:29'13.601

33 D. VALLE (1'59.070)

Lap	Seg.1	Seg.2	Seg.3	Seg.4	Lap Time	km/h	Local Time
1		34.769	23.703	22.588	2'01.287		11:09'05.632
2	39.786	34.716	23.724	22.910	2'01.136	185,6	11:11'06.768
3	40.017	34.166	23.367	22.476	2'00.026	183,1	11:13'06.794
4	39.695	34.665	23.440	22.555	2'00.355	180,3	11:15'07.149
5	40.163	34.361	23.374	22.360	2'00.258	178,8	11:17'07.407
6	39.332	34.137	23.318	22.484	1'59.271	186,2	11:19'06.678
7	39.772	34.177	23.448	22.514	1'59.911	184,3	11:21'06.589
8	39.359	34.175	23.317	22.468	1'59.319	190,8	11:23'05.908
9	39.171	34.041	23.342	22.516	1'59.070	193,9	11:25'04.978
10	40.202	34.401	23.791	22.135	2'00.529	186,2	11:27'05.507
11	40.149	34.171	23.603	22.168	2'00.091	190,1	11:29'05.598

6 R. SCHOTMAN (1'59.915)

Lap	Seg.1	Seg.2	Seg.3	Seg.4	Lap Time	km/h	Local Time
1		34.765	23.983	22.604	2'01.489		11:09'05.834
2	40.374	35.141	23.685	22.590	2'01.790	187,5	11:11'07.624
3	40.445	34.639	23.493	22.245	2'00.822	190,8	11:13'08.446
4	40.021	34.667	23.674	22.294	2'00.656	190,1	11:15'09.102
5	40.119	34.292	23.761	22.528	2'00.700	187,5	11:17'09.802
6	40.059	34.080	23.579	22.197	1'59.915	190,1	11:19'09.717
7	40.147	34.538	23.448	22.461	2'00.594	190,5	11:21'10.311
7	39.638	34.532	23.681	22.849	2'00.700	189,8	11:23'11.011
8	39.736	34.648	23.481	22.656	2'00.521	188,2	11:25'11.532
9	39.757	34.913	23.533	22.854	2'01.057	188,2	11:27'12.589
10	40.235	34.790	23.620	22.450	2'01.095	190,5	11:29'13.684

88 M. PEREZ (1'58.675)

Lap	Seg.1	Seg.2	Seg.3	Seg.4	Lap Time	km/h	Local Time
1		34.801	23.930	22.324	2'02.940		11:09'07.285
2	40.333	34.820	23.726	22.356	2'01.235	192,2	11:11'08.520
3	39.847	34.598	23.603	22.222	2'00.270	191,8	11:13'08.790
4	39.688	34.515	23.495	22.341	2'00.039	191,5	11:15'08.829
5	39.455	34.376	23.300	22.660	1'59.791	192,2	11:17'08.620
6	39.498	34.286	23.263	22.660	1'59.707	193,5	11:19'08.327

99 P. GRASSIA (2'00.232)

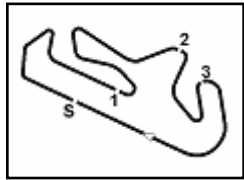
Lap	Seg.1	Seg.2	Seg.3	Seg.4	Lap Time	km/h	Local Time
-----	-------	-------	-------	-------	----------	------	------------

17/09/2017

P = Pits In/Out - C = Lap-Time Cancelled

These data/results cannot be reproduced, stored and/or transmitted in whole or in part by any manner of electronic, mechanical, photocopying, recording, broadcasting or otherwise now known or herein after developed without the previous express consent by the copyright owner, except for reproduction in daily press and regular printed publications on sale to the public within 60 days of the event related to those data/results and always provided that copyright symbol appears together as follows below.

© DORNA WSBK ORGANIZATION Srl 2017



Portuguese Round, 15-16-17 September 2017

World Supersport 300 - Chronological Analysis Race

Portimao 4.592 m

Start at 11:07'04.345

2 / 4

1	39.845	35.564	23.404	22.277	2'01.090	194,6	11:09'06.595	9	40.691	34.807	23.654	22.483	2'01.635	183,1	11:25'19.939
2	39.789	34.691	23.320	22.825	2'00.625	194,6	11:13'08.310	10	40.025	34.569	23.752	22.791	2'01.137	193,2	11:27'21.076
3	39.683	34.834	23.831	22.288	2'00.636	192,9	11:15'08.946	11	39.879	34.726	23.831	22.783	2'01.219	192,2	11:29'22.295
4	39.456	34.593	23.848	22.459	2'00.356	194,2	11:17'09.302	18 A. MURLEY (2'00.768)							
5	39.645	34.800	23.330	22.457	2'00.232	194,9	11:19'09.534	Lap	Seg.1	Seg.2	Seg.3	Seg.4	Lap Time	km/h	Local Time
6	40.235	34.765	23.633	22.559	2'01.192	196,0	11:21'10.726	1		34.983	24.092	22.350	2'03.749		11:09'08.094
7	39.172	34.982	23.411	22.763	2'00.328	195,7	11:23'11.054	2	39.871	34.982	24.277	22.501	2'01.631	192,5	11:11'09.725
8	39.475	34.683	23.810	22.845	2'00.813	191,5	11:25'11.867	3	40.279	34.605	23.561	22.578	2'01.023	191,2	11:13'10.748
9	39.633	34.975	23.780	22.674	2'01.062	194,2	11:27'12.929	4	39.889	34.610	23.913	22.356	2'00.768	192,5	11:15'11.516
10	39.823	35.084	23.534	22.317	2'00.758	195,3	11:29'13.687	5	39.628	34.794	23.499	22.966	2'00.887	191,8	11:17'12.403

54 H. CABUK (2'00.245)							
Lap	Seg.1	Seg.2	Seg.3	Seg.4	Lap Time	km/h	Local Time
1		36.229	24.042	22.465	2'06.696		11:09'11.041
2	40.238	35.224	23.838	22.486	2'01.786	190,8	11:11'12.827
3	39.826	35.121	23.864	22.612	2'01.423	190,8	11:13'14.250
4	40.056	34.942	23.587	22.542	2'01.127	190,8	11:15'15.377
5	40.607	34.618	23.714	22.664	2'01.603	189,8	11:17'16.980
6	39.922	34.483	23.648	22.658	2'00.711	190,8	11:19'17.691
7	39.828	34.766	23.358	22.413	2'00.365	189,8	11:21'18.056
8	40.042	34.573	23.463	22.167	2'00.245	190,1	11:23'18.301
9	40.026	34.867	23.411	22.824	2'01.128	189,1	11:25'19.429
10	40.153	34.649	23.352	23.012	2'01.166	185,6	11:27'20.595
11	40.127	34.683	23.554	22.764	2'01.128	182,4	11:29'21.723

22 M. KALININ (2'00.834)							
Lap	Seg.1	Seg.2	Seg.3	Seg.4	Lap Time	km/h	Local Time
1		34.711	23.876	22.213	2'03.026		11:09'07.371
2	40.238	34.844	23.551	22.288	2'00.921	195,7	11:11'08.292
3	40.301	34.789	23.645	22.311	2'01.046	197,1	11:13'09.338
4	40.656	34.496	24.035	22.541	2'01.728	191,5	11:15'11.066
5	40.039	35.043	23.527	22.710	2'01.319	186,5	11:17'12.385
6	40.522	35.059	24.071	22.589	2'02.241	188,8	11:19'14.626
7	40.518	34.800	23.745	22.734	2'01.797	189,1	11:21'16.423
8	40.614	34.643	23.741	22.765	2'01.763	185,9	11:23'18.186
9	40.659	35.010	23.983	22.471	2'02.123	182,7	11:25'20.309
10	40.094	34.722	23.516	22.502	2'00.834	193,2	11:27'21.143
11	40.091	34.676	24.201	22.116	2'01.084	190,8	11:29'22.227

14 E. DE LA VEGA (2'00.788)							
Lap	Seg.1	Seg.2	Seg.3	Seg.4	Lap Time	km/h	Local Time
1		35.027	24.022	22.411	2'03.484		11:09'07.829
2	40.256	34.959	23.993	22.377	2'01.585	187,5	11:11'09.414
3	40.125	34.512	23.747	22.404	2'00.788	187,5	11:13'10.202
4	40.206	34.454	23.878	22.653	2'01.191	187,2	11:15'11.393
5	40.011	34.833	23.781	22.400	2'01.025	187,2	11:17'12.418
6	40.243	35.052	23.977	22.615	2'01.887	187,2	11:19'14.305
7	40.440	34.809	23.812	22.813	2'01.874	186,2	11:21'16.179
8	39.968	34.723	24.206	23.015	2'01.912	185,2	11:23'18.091
9	40.287	34.975	23.626	22.530	2'01.418	187,2	11:25'19.509
10	40.040	34.779	23.531	22.805	2'01.155	185,6	11:27'20.664
11	39.967	34.941	24.114	22.595	2'01.617	184,9	11:29'22.281

20 D. LOUREIRO (2'00.303)							
Lap	Seg.1	Seg.2	Seg.3	Seg.4	Lap Time	km/h	Local Time
1		35.930	24.028	22.598	2'06.676		11:09'11.021
2	40.313	34.973	23.785	22.724	2'01.795	183,7	11:11'12.816
3	40.127	34.584	23.770	22.880	2'01.361	184,0	11:13'14.177
4	39.674	34.611	23.869	23.034	2'01.188	191,2	11:15'15.365
5	40.379	34.467	23.752	22.877	2'01.475	192,5	11:17'16.840
6	39.865	34.552	23.587	22.793	2'00.797	194,2	11:19'17.637
7	39.836	34.562	23.410	22.495	2'00.303	191,8	11:21'17.940
8	40.069	34.472	23.461	22.362	2'00.364	193,2	11:23'18.304

Lap	Seg.1	Seg.2	Seg.3	Seg.4	Lap Time	km/h	Local Time
1			34.983	24.092	22.350		11:09'08.094
2	39.871	34.982	24.277	22.501	2'01.631	192,5	11:11'09.725
3	40.279	34.605	23.561	22.578	2'01.023	191,2	11:13'10.748
4	39.889	34.610	23.913	22.356	2'00.768	192,5	11:15'11.516
5	39.628	34.794	23.499	22.966	2'00.887	191,8	11:17'12.403
6	40.175	34.990	23.876	22.929	2'01.970	191,5	11:19'14.373
7	41.134	35.034	23.673	22.527	2'02.368	184,6	11:21'16.741
8	40.293	34.536	24.055	22.544	2'01.428	190,1	11:23'18.169
9	40.383	35.162	23.957	22.651	2'02.153	189,1	11:25'20.322
10	40.025	34.725	23.751	22.700	2'01.201	192,5	11:27'21.523
11	39.990	34.658	23.716	22.432	2'00.796	192,5	11:29'22.319

12 A. RUSMIPUTRO (2'00.808)							
Lap	Seg.1	Seg.2	Seg.3	Seg.4	Lap Time	km/h	Local Time
1			35.305	24.161	22.994		11:09'09.763
2	40.438	34.775	23.727	23.150	2'02.090	194,9	11:11'11.853
3	40.114	35.052	24.044	23.047	2'02.257	187,5	11:13'14.110
4	40.078	34.756	23.656	22.972	2'01.462	191,5	11:15'15.572
5	39.862	34.770	23.964	22.716	2'01.312	197,8	11:17'16.884
6	39.983	34.950	23.535	22.836	2'01.304	194,6	11:19'18.188
7	39.804	34.986	23.540	22.805	2'01.135	196,7	11:21'19.323
8	39.833	34.758	23.727	22.788	2'01.106	193,2	11:23'20.429
9	39.546	34.795	23.973	22.540	2'00.854	197,4	11:25'21.283
10	39.505	35.061	23.627	22.821	2'01.014	194,6	11:27'22.297
11	39.766	34.701	23.628	22.713	2'00.808	195,7	11:29'23.105

27 F. ROVELLI (2'00.320)							
Lap	Seg.1	Seg.2	Seg.3	Seg.4	Lap Time	km/h	Local Time
1			35.020	23.624	22.775		11:09'08.906
2	40.137	34.861	23.603	22.560	2'01.161	187,2	11:11'10.067
3	39.709	34.472	23.773	22.366	2'00.320	192,5	11:13'10.387
4	39.872	34.313	24.338	22.535	2'01.058	192,2	11:15'11.445
5	39.941	35.078	24.211	22.462	2'01.692	189,1	11:17'13.137
6	40.035	35.052	24.065	22.863	2'02.015	189,8	11:19'15.152
7	40.828	34.970	23.990	22.602	2'02.390	191,8	11:21'17.542
8	40.646	34.861	23.793	22.596	2'01.896	190,8	11:23'19.438
9	39.910	34.803	23.960	22.803	2'01.476	192,5	11:25'20.914
10	39.821	35.238	23.730	22.719	2'01.508	192,2	11:27'22.422
11	39.824	34.703	23.701	22.587	2'00.815	193,5	11:29'23.237

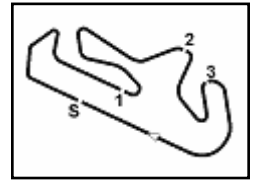
87 A. LICCIARDI (2'00.298)							
Lap	Seg.1	Seg.2	Seg.3	Seg.4	Lap Time	km/h	Local Time
1			35.049	23.677	22.984		11:09'09.625
2	40.371	34.713	23.561	23.144	2'01.789	189,8	11:11'11.414
3	40.165	34.639	23.350	22.892	2'01.046	184,0	11:13'12.460
4	39.956	34.456	23.401	22.787	2'00.600	186,2	11:15'13.060
5	39.769	34.381	23.613	22.732	2'00.495	191,8	11:17'13.555
6	39.874	34.545	23.880	23.149	2'01.448	195,3	11:19'15.003
7	40.476	34.694	23.722	22.734	2'01.626	195,3	11:21'16.629
8	39.803	34.507	23.933	23.223	2'01.466	193,2	11:23'18.095
9	41.042	34.923	24.168	23.039	2'03.172	183,1	11:25'21.267
10	39.664	35.047	24.203	22.836	2'01.750	196,0	11:27'23.017
11	39.548	34.533	23.717	22.500	2'00.298	197,8	11:29'23.315

80 A. PONTONE (2'00.802)							
Lap	Seg.1	Seg.2	Seg.3	Seg.4	Lap Time	km/h	Local Time
1			34.871	23.657	22.408		11:09'07.974
2	40.181	35.043	23.637	22.533	2'01.394	194,9	11:11'09.368

17/09/2017

P = Pits In/Out - C = Lap-Time Cancelled

These data/results cannot be reproduced, stored and/or transmitted in whole or in part by any manner of electronic, mechanical, photocopying, recording, broadcasting or otherwise now known or herein after developed without the previous express consent by the copyright owner, except for reproduction in daily press and regular printed publications on sale to the public within 60 days of the event related to those data/results and always provided that copyright symbol appears together as follows below.



Portimao 4.592 m

Portuguese Round, 15-16-17 September 2017

World Supersport 300 - Chronological Analysis Race

Start at 11:07'04.345

3 / 4

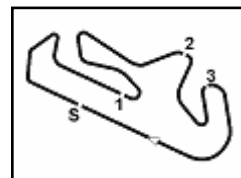
Lap	Seg.1	Seg.2	Seg.3	Seg.4	Lap Time	km/h	Local Time
3	40.033	34.459	23.767	22.543	2'00.802	187,8	11:13'10.170
4	40.404	34.933	23.834	22.402	2'01.573	187,8	11:15'11.743
5	40.039	34.892	23.738	22.547	2'01.216	194,2	11:17'12.959
6	39.971	34.904	23.803	22.909	2'01.587	191,5	11:19'14.546
7	40.774	35.373	23.739	22.530	2'02.416	184,9	11:21'16.962
8	40.710	35.260	23.709	22.797	2'02.476	182,1	11:23'19.438
9	40.216	35.030	23.852	22.962	2'02.004	197,1	11:25'21.442
10	40.050	34.865	23.645	22.785	2'01.345	196,7	11:27'22.787
11	40.078	34.757	23.703	22.640	2'01.178	190,8	11:29'23.965
9 R. DOORAKKERS (2'01.677)							
Lap	Seg.1	Seg.2	Seg.3	Seg.4	Lap Time	km/h	Local Time
1							
2	40.939	35.249	24.391	22.823	2'03.402	198,9	11:11'15.206
3	40.274	35.095	24.099	22.856	2'02.324	187,5	11:13'17.530
4	40.063	35.037	24.066	22.511	2'01.677	196,7	11:15'19.207
5	40.173	34.903	24.368	22.671	2'02.115	197,1	11:17'21.322
6	40.056	35.090	24.132	22.438	2'01.716	190,5	11:19'23.038
7	40.382	34.983	24.153	22.394	2'01.912	190,5	11:21'24.950
8	40.246	35.610	24.280	23.101	2'03.237	188,2	11:23'28.187
9	40.675	35.327	24.026	23.158	2'03.186	191,2	11:25'31.373
10	41.310	35.517	24.359	22.513	2'03.699	184,6	11:27'35.072
11	40.559	35.647	24.301	22.273	2'02.780	190,5	11:29'37.852
49 M. CARUSI (2'01.334)							
Lap	Seg.1	Seg.2	Seg.3	Seg.4	Lap Time	km/h	Local Time
1							
2	40.981	35.350	24.200	22.871	2'03.402	192,5	11:11'18.207
3	40.347	35.098	24.019	22.914	2'02.378	189,8	11:13'20.585
4	40.381	35.232	24.406	22.735	2'02.754	189,5	11:15'23.339
5	40.221	35.420	24.379	22.996	2'03.016	193,9	11:17'26.355
6	40.711	35.169	24.104	22.777	2'02.761	192,2	11:19'29.116
7	40.408	35.414	23.951	22.767	2'02.540	187,5	11:21'31.656
8	39.983	35.290	23.738	22.844	2'01.855	189,1	11:23'33.511
9	40.049	35.089	23.623	22.752	2'01.513	188,5	11:25'35.024
10	39.913	34.984	23.768	22.669	2'01.334	190,5	11:27'36.358
11	39.748	35.455	24.217	22.165	2'01.585	193,2	11:29'37.943
17 G. NODERER (2'01.524)							
Lap	Seg.1	Seg.2	Seg.3	Seg.4	Lap Time	km/h	Local Time
1							
2	40.786	34.987	23.928	22.388	2'02.089	186,2	11:11'13.053
3	40.153	34.995	23.597	22.779	2'01.524	186,9	11:13'14.577
4	40.565	35.647	23.914	22.566	2'02.692	186,2	11:15'17.269
5	40.285	35.387	23.943	22.821	2'02.436	185,6	11:17'19.705
6	41.286	35.220	24.066	22.765	2'03.337	184,3	11:19'23.042
7	40.915	35.028	24.135	22.479	2'02.557	188,8	11:21'25.599
8	40.463	35.491	24.427	22.674	2'03.055	186,2	11:23'28.654
9	41.061	35.372	24.130	22.479	2'03.042	186,2	11:25'31.696
10	40.467	35.919	24.299	22.662	2'03.347	190,8	11:27'35.043
11	40.793	35.551	24.504	22.349	2'03.197	185,2	11:29'38.240
19 E. ROVELLI (2'02.082)							
Lap	Seg.1	Seg.2	Seg.3	Seg.4	Lap Time	km/h	Local Time
1							
2	40.483	35.072	24.044	22.956	2'02.555	193,9	11:11'14.200
3	39.915	35.882	23.779	23.285	2'02.861	193,2	11:13'17.061
4	40.142	35.202	24.069	22.669	2'02.082	191,2	11:15'19.143
5	40.448	35.167	24.139	22.922	2'02.676	192,2	11:17'21.819
6	40.145	35.413	24.101	23.212	2'02.871	193,5	11:19'24.690
7	40.478	35.620	23.929	23.007	2'03.034	190,5	11:21'27.724
8	40.343	35.362	24.146	23.238	2'03.089	187,5	11:23'30.813
9	40.449	35.368	23.981	23.045	2'02.843	189,8	11:25'33.656
10	40.367	35.529	24.328	22.656	2'02.880	189,5	11:27'36.536
11	40.204	35.236	24.038	22.642	2'02.120	192,9	11:29'38.656
44 S. LOCHOFF (2'01.503)							
Lap	Seg.1	Seg.2	Seg.3	Seg.4	Lap Time	km/h	Local Time
1							
2	40.755	35.557	24.244	22.859	2'03.415	186,9	11:11'17.725
3	40.416	35.157	23.785	22.985	2'02.343	189,5	11:13'20.068
4	40.533	35.329	24.233	22.739	2'02.834	186,9	11:15'22.902

17/09/2017

P = Pits In/Out - C = Lap-Time Cancelled

These data/results cannot be reproduced, stored and/or transmitted in whole or in part by any manner of electronic, mechanical, photocopying, recording, broadcasting or otherwise now known or herein after developed without the previous express consent by the copyright owner, except for reproduction in daily press and regular printed publications on sale to the public within 60 days of the event related to those data/results and always provided that copyright symbol appears together as follows below.

© DORNA WSBK ORGANIZATION Srl 2017



Portimao 4.592 m

Portuguese Round, 15-16-17 September 2017

World Supersport 300 - Chronological Analysis Race

Start at 11:07'04.345

4 / 4

Lap	Seg.1	Seg.2	Seg.3	Seg.4	Lap Time	km/h	Local Time
5	40.339	35.993	24.372	22.793	2'03.497	186,9	11:17'26.399
6	40.450	34.944	24.176	23.098	2'02.668	186,5	11:19'29.067
7	40.660	34.804	24.047	23.011	2'02.522	185,2	11:21'31.589
8	39.970	36.908	24.051	22.454	2'03.383	187,5	11:23'34.972
9	40.305	34.947	23.877	22.396	2'01.525	188,5	11:25'36.497
10	40.280	34.780	23.687	22.834	2'01.581	185,9	11:27'38.078
11	40.363	34.837	23.637	22.666	2'01.503	186,2	11:29'39.581

23 M. BASTIANELLI (2'01.631)

Lap	Seg.1	Seg.2	Seg.3	Seg.4	Lap Time	km/h	Local Time
1		36.872	24.922	23.097	2'10.387		11:09'14.732
2	40.903	35.366	24.098	22.703	2'03.070	192,5	11:11'17.802
3	40.471	35.229	23.969	22.793	2'02.462	193,5	11:13'20.264
4	40.493	35.337	24.299	22.697	2'02.826	194,6	11:15'23.090
5	40.837	35.669	24.570	22.719	2'03.795	193,2	11:17'26.885
6	40.745	35.778	24.323	22.951	2'03.797	193,9	11:19'30.682
7	40.354	35.179	23.782	22.975	2'02.290	193,9	11:21'32.972
8	40.093	35.107	23.881	22.730	2'01.811	191,2	11:23'34.783
9	40.328	34.840	23.699	22.828	2'01.695	190,8	11:25'36.478
10	40.599	34.982	23.748	22.654	2'01.983	187,2	11:27'38.461
11	40.291	35.061	23.707	22.572	2'01.631	193,2	11:29'40.092

7 N. SETTIMO (2'02.363)

Lap	Seg.1	Seg.2	Seg.3	Seg.4	Lap Time	km/h	Local Time
1		37.010	24.980	23.093	2'10.675		11:09'15.020
2	41.017	35.447	24.050	22.779	2'03.293	194,2	11:11'18.313
3	40.791	34.972	24.038	22.781	2'02.582	186,5	11:13'20.895
4	40.550	35.182	24.266	22.736	2'02.734	192,2	11:15'23.629
5	40.616	35.591	24.471	23.162	2'03.840	198,5	11:17'27.469
6	40.974	35.270	24.637	22.912	2'03.793	191,5	11:19'31.262
7	40.604	35.460	23.831	22.898	2'02.793	196,7	11:21'34.055
8	40.639	35.232	23.890	22.641	2'02.402	195,3	11:23'36.457
9	40.715	35.285	24.014	23.020	2'03.034	194,2	11:25'39.491
10	40.577	35.099	23.965	22.722	2'02.363	191,8	11:27'41.854
11	41.108	35.276	23.970	22.819	2'03.173	184,6	11:29'45.027

130 R. FERREIRA (2'02.379)

Lap	Seg.1	Seg.2	Seg.3	Seg.4	Lap Time	km/h	Local Time
1		36.889	24.639	23.137	2'09.900		11:09'14.245
2	40.620	35.601	24.188	23.005	2'03.414	188,8	11:11'17.659
3	41.047	35.129	24.111	22.648	2'02.935	191,8	11:13'20.594
4	40.448	35.337	24.339	22.707	2'02.831	191,2	11:15'23.425
5	40.460	35.381	24.699	22.667	2'03.207	191,5	11:17'26.632
6	41.471	35.379	24.663	22.811	2'04.324	189,5	11:19'30.956
7	40.271	35.274	24.276	22.726	2'02.547	193,2	11:21'33.503
8	40.057	35.116	24.268	22.938	2'02.379	190,8	11:23'35.882
9	40.473	35.413	24.114	22.959	2'02.959	190,8	11:25'38.841
10	40.211	35.260	24.040	23.024	2'02.535	190,5	11:27'41.376
11	41.042	35.383	24.237	23.079	2'03.741	183,1	11:29'45.117

53 V. GRIMOUX (2'02.390)

Lap	Seg.1	Seg.2	Seg.3	Seg.4	Lap Time	km/h	Local Time
1		36.711	24.675	23.045	2'09.334		11:09'13.679
2	40.883	35.345	23.905	23.202	2'03.335	185,2	11:11'17.014
3	40.452	35.243	23.705	23.065	2'02.465	185,2	11:13'19.479
4	40.528	35.364	24.010	23.104	2'03.006	184,3	11:15'22.485
5	40.857	35.379	24.392	23.077	2'03.705	185,6	11:17'26.190
6	41.080	35.999	24.693	22.900	2'04.672	185,6	11:19'30.862
7	40.998	35.021	24.110	22.623	2'02.752	185,2	11:21'33.614
8	40.599	35.007	24.014	22.770	2'02.390	184,0	11:23'36.004
9	40.936	35.076	24.071	22.751	2'02.834	185,2	11:25'38.838
10	40.913	35.136	23.990	22.956	2'02.995	184,6	11:27'41.833
11	41.521	35.617	24.162	23.134	2'04.434	184,9	11:29'46.267

121 K. PATOVA (2'02.566)

17/09/2017

P = Pits In/Out - C = Lap-Time Cancelled

These data/results cannot be reproduced, stored and/or transmitted in whole or in part by any manner of electronic, mechanical, photocopying, recording, broadcasting or otherwise now known or herein after developed without the previous express consent by the copyright owner, except for reproduction in daily press and regular printed publications on sale to the public within 60 days of the event related to those data/results and always provided that copyright symbol appears together as follows below.

© DORNA WSBK ORGANIZATION Srl 2017

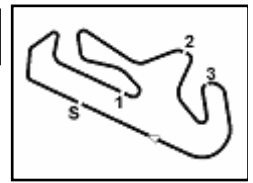
FICR PERUGIA TIMING



Official Tyre Supplier



Official Timekeeper



Portimao 4.592 m

1 / 2

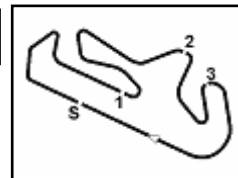
Portuguese Round, 15-16-17 September 2017

World Supersport 300 - Championship Standings

Points	Points From First	Points From Previous	April 2	April 30	May 14	May 28	June 18	August 20	September 17	October 1	October 22								
			ARAGÓN	ASSEN	IMOLA	DONINGTON PARK	MISANO	LAUSITZRING	PORTIMÃO	MAGNY COURS	JEREZ								
1 COPPOLA	102		5	16	20	0	16	25	20										
Alfonso (ITA)			11	3	2	4	4	2	1										
2 GARCIA	101	1	0	10	25	20	10	20	16										
Marc (ESP)			11	4	2	3	1	2											
3 DEROUE	84	18	17	25	25	5	16	4	0	9									
Scott (NED)			1	1	1	1	1	3	3										
4 PEREZ	83	19	1	16	0	6	25	25	0	11									
Mika (ESP)			3	7	8	3	2	4	4										
5 SÁNCHEZ	69	33	14	13	13	13	0	9	11	10									
Borja (ESP)			4	2	3	5	5	5	5										
6 VALLE	63	39	6	20	0	3	8	6	13	13									
Daniel (ESP)			2	4	6	7	7	7	6										
7 CARRASCO	57	45	6	6	9	4	7	2	4	25									
Ana (ESP)			10	8	10	8	10	11	7										
8 LOUREIRO	55	47	2	8	11	10	4	13	7	2									
Dorren (RSA)			8	6	5	6	6	6	8										
9 SCHOTMAN	52	50	3	0	0	7	11	11	16	7									
Robert (NED)					17	12	9	8	9										
10 PONTONE	41	61	11	1	1	0	13	20	6	0									
Armando (ITA)			15	20	23	16	8	9	10										
11 KALININ	38	64	3	0	0	16	0	8	10	4									
Mykyta (UKR)					12	14	12	10	11										
12 GRASSIA	29	73	9	10	0	8	5	0	0	6									
Paolo (ITA)			6	11	11	10	13	13	12										
13 DE GRUTTOLA	25	77	4	9	3	11	2	0	0	0									
Giuseppe (ITA)			7	9	6	9	11	12	13										
14 MURLEY	22	80	3	3	6	1	6	5	0	1									
Alex (GBR)			13	14	14	14	14	14	14										
15 VAN STRAALLEN	20	82	2	0	20	0	0	0	0	0									
Glenn (NED)			4	9	11	15	15	15	15										
16 LICCIARDI	19	83	1	11	0	0	0	7	1	0									
Angelo (BEL)			5	10	13	17	16	16	16										
17 GIACOMINI	17	85	2	7	0	0	10	0	0	0									
Paolo (ITA)			9	15	17	13	17	17	17										
18 RUSMIPUTRO	16	86	1	0	0	2	9	0	5	0									
Ali Adriansyah (INA)					23	17	18	18	18										
19 CABUK	15	87	1	2	8	0	0	0	0	5									
Harun (TUR)			14	11	14	19	19	19	19										
20 FACCO	12	90	3	0	4	0	0	0	0	8									
Jacopo (ITA)			18	21	23	23	25	20											
21 GEORGI	9	93	3	0	0	0	0	9	0										
Tim (GER)								20	21										
22 BERNARDI	9	93	0	0	0	9	0	0	0	0									
Luca (RSM)					16	20	20	20	21										
23 KAPPLER	8	94	1	0	0	0	0	0	8	0									
Maximilian (GER)								22	23										
24 DOORAKKERS	7	95	1	0	7	0	0	0	0	0									
Ruben (NED)			15	17	21	21	23	24											

17/09/2017 First Line: Championship Standings - Second Line: Ranking Progression
 These data/results cannot be reproduced, stored and/or transmitted in whole or in part by any manner of electronic, mechanical, photocopying, recording, broadcasting or otherwise now known or herein after developed without the previous express consent by the copyright owner, except for reproduction in daily press and regular printed publications on sale to the public within 60 days of the event related to those data/results and always provided that copyright symbol appears together as follows below.
 © DORNA WSBK ORGANIZATION Srl 2017





Portimao 4.592 m

2 / 2

Portuguese Round, 15-16-17 September 2017

World Supersport 300 - Championship Standings

	Points	Points From First	Points From Previous	April 2 ARAGÓN	April 30 ASSEN	May 14 IMOLA	May 28 DONINGTON PARK	June 18 MISANO	August 20 LAUSITZRING	September 17 PORTIMÃO	October 1 MAGNY COURS	October 22 JEREZ						
25 PATOVA Kimi (FIN)	5	97	2	0	5	0	0	0	0	0								
26 BASTIANELLI Manuel (ITA)	4	98	1	4	0	0	0	0	0	0								
27 DE LA VEGA Enzo (FRA)	4	98	0	0	0	0	0	1	0	3								
28 CARBONERA Michael (ITA)	4	98	0	0	0	0	1	3	0	0								
29 NODERER Gabriel (GER)	4	98	0	0	2	0	0	0	2	0								
30 TRIGLIA Alex (ITA)	3	99	1	0	0	0	0	0	3	0								
31 ROVELLI Filippo (ITA)	3	99	0	0	0	0	3	0	0	0								

17/09/2017

First Line: Championship Standings - Second Line: Ranking Progression

These data/results cannot be reproduced, stored and/or transmitted in whole or in part by any manner of electronic, mechanical, photocopying, recording, broadcasting or otherwise now known or herein after developed without the previous express consent by the copyright owner, except for reproduction in daily press and regular printed publications on sale to the public within 60 days of the event related to those data/results and always provided that copyright symbol appears together as follows below.

© DORNA WSBK ORGANIZATION Srl 2017

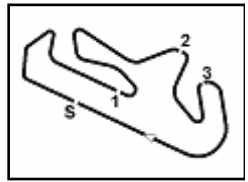
FICR PERUGIA TIMING



Official Tyre Supplier



Official Timekeeper



Portimao 4.592 m

Portuguese Round, 15-16-17 September 2017

World Supersport 300 - Manufacturers Standings

	Points	Points From First	Points From Previous	April 2 ARAGÓN	April 30 ASSEN	May 14 IMOLA	May 28 DONINGTON PARK	June 18 MISANO	August 20 LAUSITZRING	September 17 PORTIMÃO	October 1 MAGNY COURS	October 22 JEREZ							
1 YAMAHA	146			20 2	16 2	25 1	20 1	20 1	25 1	20 1									
2 KAWASAKI	107	39		25 1	25 1	8 2	16 2	4 3	4 3	25 2									
3 HONDA	106	40	1	16 3	20 2	6 3	25 3	25 2	3 2	11 3									

17/09/2017

First Line: Championship Standings - Second Line: Ranking Progression

These data/results cannot be reproduced, stored and/or transmitted in whole or in part by any manner of electronic, mechanical, photocopying, recording, broadcasting or otherwise now known or herein after developed without the previous express consent by the copyright owner, except for reproduction in daily press and regular printed publications on sale to the public within 60 days of the event related to those data/results and always provided that copyright symbol appears together as follows below.

© DORNA WSBK ORGANIZATION Srl 2017

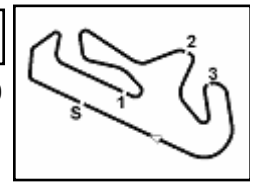
FIAT PERUGIA TIMING



Official Tyre Supplier



Official Timekeeper



Portimao 4.592 m

Portuguese Round, 15-16-17 September 2017
World Supersport 300 - Pirelli Best Lap Award

Points	Points From First	Points From Previous	April 2	April 30	May 14	May 28	June 18	August 20	September 17	October 1	October 22					
			ARAGÓN	ASSEN	IMOLA	DONINGTON PARK	MISANO	LAUSITZRING	PORTIMÃO	MAGNY COURS	JEREZ					
Fastest Laps																
1	PEREZ Mika (ESP)	3	1			1			1							
2	COPPOLA Alfonso (ITA)	1 2		1												
3	GARCIA Marc (ESP)	1 2 0						1								
4	LOUREIRO Dorren (RSA)	1 2 0			1											
5	PONTONE Armando (ITA)	1 2 0					1									

17/09/2017

These data/results cannot be reproduced, stored and/or transmitted in whole or in part by any manner of electronic, mechanical, photocopying, recording, broadcasting or otherwise now known or herein after developed without the previous express consent by the copyright owner, except for reproduction in daily press and regular printed publications on sale to the public within 60 days of the event related to those data/results and always provided that copyright symbol appears together as follows below.

© DORNA WSBK ORGANIZATION Srl 2017

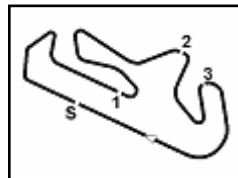
FIKR PERUGIA TIMING



Official Tyre Supplier



Official Timekeeper



Portimao 4.592 m

Portuguese Round, 15-16-17 September 2017

World Supersport 300 - Rider's Performance

Points	Points From First	Points From Previous	April 2 ARAGÓN		April 30 ASSEN		May 14 IMOLA		May 28 DONINGTON PARK		June 18 MISANO		August 20 LAUSITZRING		September 17 PORTIMAO		October 1 MAGNY COURS		October 22 JEREZ								
			G	R	G	R	G	R	G	R	G	R	G	R	G	R	G	R	G	R	G	R	G	R	G	R	G
1	COPPOLA	102	22	11	6	3	2	2	1	Ex	5	3	1	1	1	2											
2	GARCIA	101	1	7	Rt	20	6	5	1	6	2	2	6	3	2	2	3										
3	DEROUE	84	18	17	1	1	2	1	21	11	8	3	14	12	7	Ex	6	7									
4	PEREZ	83	19	1	2	3	4	24	1	10	3	1	1	1	2	3	11	5									
5	SÁNCHEZ	69	33	14	6	4	1	4	3	4	2	22	10	7	9	6	5	6									
6	VALLE	63	39	6	4	2	21	Rt	31	13	17	8	8	10	16	5	8	4									
7	CARRASCO	57	45	6	14	10	13	7	13	12	14	9	15	14	5	13	3	1									
8	LOUREIRO	55	47	2	20	8	10	5	7	6	5	12	11	4	22	10	33	14									
9	SCHOTMAN	52	50	3	5	Rt	11	Rt	10	9	11	5	3	5	8	4	4	9									
10	PONTONE	41	61	11	11	15	24	15	22	21	21	4	9	2	25	11	18	19									
11	KALININ	38	64	3	3	Rt	5	Rt	9	3	12	Rt	13	8	13	7	16	12									
12	GRASSIA	29	73	9	9	6	3	23	8	8	7	11					7	10									
13	DE GRUTTOLA	25	77	4	8	7	7	13	6	5	9	14	4	Rt	4	26											
14	MURLEY	22	80	3	17	13	14	10	12	15	16	10	12	11	18	Rt	13	15									
15	VAN STRAALEN	20	82	2			16	2																			
16	LICCIARDI	19	83	1	15	5	22	Rt	16	22	22	Rt	16	9	30	16	15	18									
17	GIACOMINI	17	85	2	23	9	19	Rt	4	Rt	15	6	18	Rt	23	20	24	35									
18	RUSMIPUTRO	16	86	1	25	Rt	25	Rt	26	14	13	7	22	Rt	12	12	19	16									
19	CABUK	15	87	1	12	14	23	8	37						28	18	22	11									
20	FACCO	12	90	3	30	21	18	12	11	19	23	17	24	Rt			9	8									
21	GEORGI	9	93	3											10	8											
22	BERNARDI	9	93	0					14	7			6	Rt													
23	KAPPLER	8	94	1											14	9											
24	DOORAKKERS	7	95	1	24	Rt	17	9	34	27	26	Rt	36	21	31	19	35	24									
25	PATOVA	5	97	2	21	Rt	28	11	19	Rt	30	20	32	Rt	32	Rt	28	33									
26	BASTIANELLI	4	98	1	18	12	9	Rt	25	17	10	Rt	25	18	20	Rt	27	29									
27	CARBONERA	4	98	0	26	20	26	17	24	23	18	15	20	13	15	Rt	14	23									
28	NODERER	4	98	0	10	19	29	14	29	25	24	19	23	Rt	6	15	23	26									
29	DE LA VEGA	4	98	0	16	Rt	31	Rt	18	18	19	16	17	15	19	Rt	12	13									
30	TRIGLIA	3	99	1	31	23	15	Rt	15	24	25	18	21	28	11	14	29	Rt									
31	ROVELLI	3	99	0	27	17	37	16	27	20	20	13	19	16	17	17	17	17									

G = Grid - 1 = Race 1 - 2 = Race 2

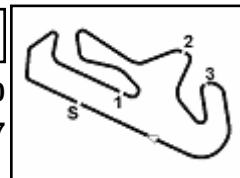
Ns = Did Not Start - Rt = Retired - Ex = Excluded

17/09/2017

These data/results cannot be reproduced, stored and/or transmitted in whole or in part by any manner of electronic, mechanical, photocopying, recording, broadcasting or otherwise now known or herein after developed without the previous express consent by the copyright owner, except for reproduction in daily press and regular printed publications on sale to the public within 60 days of the event related to those data/results and always provided that copyright symbol appears together as follows below.

© DORNA WSBK ORGANIZATION Srl 2017





Portimao 4.592 m

Portuguese Round, 15-16-17 September 2017

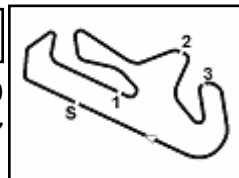
World Supersport 300 - Best Laps & Speeds

No.	Rider		Best Lap		FP1		FP2		QP1		QP2		RC	
	Nat	Bike	laps	speed	laps	speed	laps	speed	laps	speed	laps	speed	laps	speed
1	88	M. PEREZ	39	193,5	12	183,9	11	186,8			5	184,6	11	193,5
		ESP Honda CBR500R												
2	15	A. COPPOLA	49	192,8	13	185,2	13	185,2	6	182,4	6	184,6	11	192,8
		ITA Yamaha YZF-R3												
3	25	B. SÁNCHEZ	42	197,0	13	181,5	12	175,6			6	179,4	11	197,0
		ESP Yamaha YZF-R3												
4	33	D. VALLE	41	193,9	13	177,6	11	181,8			6	176,4	11	193,9
		ESP Yamaha YZF-R3												
5	13	J. FACCO	40	192,8	6	182,1	11	182,4	6	181,8	6	180,3	11	192,8
		ITA Yamaha YZF-R3												
6	2	A. CARRASCO	42	194,2	13	183,0	13	186,2			5	183,0	11	194,2
		ESP Kawasaki Ninja 300												
7	41	M. GARCIA	40	187,8	13	180,0	11	179,7			5	183,9	11	187,8
		ESP Yamaha YZF-R3												
8	28	P. GIACOMINI	41	196,7	12	180,3	12	184,3	6	169,5			11	196,7
		ITA Yamaha YZF-R3												
9	75	S. DEROUÉ	38	191,8	12	189,8	9	180,3			6	180,9	11	191,8
		NED Kawasaki Ninja 300												
10	6	R. SCHOTMAN	42	190,8	13	177,3	12	183,0			6	182,7	11	190,8
		NED Yamaha YZF-R3												
11	99	P. GRASSIA	40	196,0	11	181,2	12	184,9			6	183,9	11	196,0
		ITA Honda CBR500R												
12	54	H. CABUK	43	190,8	12	180,6	13	180,6	7	188,4			11	190,8
		TUR Kawasaki Ninja 300												
13	87	A. LICCIARDI	44	197,8	13	179,4	13	184,3	7	187,8			11	197,8
		BEL Yamaha YZF-R3												
14	20	D. LOUREIRO	35	194,2	7	182,4	12	180,9	5	182,7			11	194,2
		RSA Yamaha YZF-R3												
15	27	F. ROVELLI	39	193,5	9	173,6	12	179,7	7	184,6			11	193,5
		ITA Yamaha YZF-R3												
16	18	A. MURLEY	41	192,5	12	174,4	12	182,7	6	182,7			11	192,5
		GBR Yamaha YZF-R3												
17	14	E. DE LA VEGA	42	187,5	13	178,2	13	183,0			5	175,9	11	187,5
		FRA Yamaha YZF-R3												
18	80	A. PONTONE	41	197,0	12	178,5	12	180,3	6	184,9			11	197,0
		ITA Yamaha YZF-R3												
19	12	A. RUSMIPUTRO	34	197,8	7	183,0	10	177,9	6	190,1			11	197,8
		INA Yamaha YZF-R3												
20	22	M. KALININ	27	197,0	4	175,3	5	180,0	7	189,1			11	197,0
		UKR Yamaha YZF-R3												

17/09/2017

These data/results cannot be reproduced, stored and/or transmitted in whole or in part by any manner of electronic, mechanical, photocopying, recording, broadcasting or otherwise now known or herein after developed without the previous express consent by the copyright owner, except for reproduction in daily press and regular printed publications on sale to the public within 60 days of the event related to those data/results and always provided that copyright symbol appears together as follows below.

© DORNA WSBK ORGANIZATION Srl 2017



Portimao 4.592 m

Portuguese Round, 15-16-17 September 2017

World Supersport 300 - Best Laps & Speeds

No.	Rider		Best Lap		FP1		FP2		QP1		QP2		RC	
	Nat	Bike	laps	speed	laps	speed	laps	speed	laps	speed	laps	speed	laps	speed
21	55 G. HENDRA		2'00.890		2'04.883		2'01.551				2'01.966		2'00.890	
	INA	Yamaha YZF-R3	35	198,5	9	177,3	12	187,1			6	183,6	8	198,5
22	66 T. TAYLOR		2'01.238		2'05.051		2'02.853		2'03.666				2'01.238	
	GBR	Kawasaki Ninja 300	44	197,0	13	174,4	13	183,3	7	185,8			11	197,0
23	49 M. CARUSI		2'01.334		2'05.404		2'04.219		2'04.678				2'01.334	
	ITA	Kawasaki Ninja 300	39	193,9	13	180,0	13	181,2	2	187,5			11	193,9
24	44 S. LOCHOFF		2'01.503		2'04.247		2'05.151		2'04.344				2'01.503	
	RSA	Yamaha YZF-R3	26	189,4	12	173,3	1	172,8	2	178,2			11	189,4
25	17 G. NODERER		2'01.524		2'04.443		2'04.236		2'03.448				2'01.524	
	GER	Honda CBR500R	43	190,8	13	179,7	13	183,9	6	182,1			11	190,8
26	23 M. BASTIANELLI		2'01.631		2'05.478		2'05.103		2'03.756				2'01.631	
	ITA	Kawasaki Ninja 300	42	194,6	12	174,4	13	180,0	6	185,5			11	194,6
27	79 C. TAYLOR		2'01.661		2'07.060		2'03.774		2'03.722				2'01.661	
	GBR	Kawasaki Ninja 300	42	189,4	12	177,3	12	182,1	7	185,2			11	189,4
28	9 R. DOORAKKERS		2'01.677		2'05.229		2'03.945		2'05.502				2'01.677	
	NED	Yamaha YZF-R3	42	198,9	12	169,0	13	179,7	6	188,1			11	198,9
29	61 D. BLIN		2'01.792		2'05.773		2'03.676		2'03.069				2'01.792	
	POL	Yamaha YZF-R3	43	195,6	12	180,9	13	184,6	7	190,1			11	195,6
30	84 M. CARBONERA		2'01.995		2'05.977		2'03.195		2'02.374				2'01.995	
	ITA	Yamaha YZF-R3	43	189,8	13	178,8	13	179,7	6	180,3			11	189,8
31	19 E. ROVELLI		2'02.082		2'05.043		2'03.561		2'03.294				2'02.082	
	ITA	Yamaha YZF-R3	41	193,9	11	181,5	12	186,5	7	181,2			11	193,9
32	7 N. SETTIMO		2'02.363		2'06.831		2'05.199		2'05.445				2'02.363	
	ITA	Yamaha YZF-R3	42	198,5	13	182,1	12	182,4	6	190,4			11	198,5
33	130 R. FERREIRA		2'02.379		2'05.699		2'04.857		2'04.665				2'02.379	
	BRA	Yamaha YZF-R3	43	193,2	11	180,6	14	178,8	7	179,4			11	193,2
34	53 V. GRIMOUX		2'02.390		2'05.723		2'03.867		2'06.062				2'02.390	
	FRA	Yamaha YZF-R3	39	185,5	12	176,7	13	180,0	3	175,3			11	185,5
35	121 K. PATOVA		2'02.566		2'05.297		2'03.973		2'03.886				2'02.566	
	FIN	Yamaha YZF-R3	44	196,0	13	182,7	13	186,8	7	186,5			11	196,0
36	58 T. FINOCCHIARO		2'03.607		2'08.900		2'05.340		2'06.240				2'03.607	
	GBR	Yamaha YZF-R3	42	188,1	12	179,4	13	178,8	6	180,9			11	188,1
37	35 A. TRIGLIA		2'03.971		2'07.061		2'04.866		2'03.971					
	ITA	Honda CBR500R	32	184,9	13	177,9	13	182,7	6	184,9				

17/09/2017

These data/results cannot be reproduced, stored and/or transmitted in whole or in part by any manner of electronic, mechanical, photocopying, recording, broadcasting or otherwise now known or herein after developed without the previous express consent by the copyright owner, except for reproduction in daily press and regular printed publications on sale to the public within 60 days of the event related to those data/results and always provided that copyright symbol appears together as follows below.

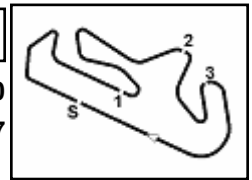
© DORNA WSBK ORGANIZATION Srl 2017

FIAT PERUGIA TIMING


Official Tyre Supplier



Official Timekeeper



Portimao 4.592 m

Portuguese Round, 15-16-17 September 2017

World Supersport 300 - Race Winners

Motorland Aragon

	2017
01 Motorland Aragon	Deroue S. (Ned) Kaw
02 TT Circuit Assen	Deroue S. (Ned) Kaw
03 Autodromo Imola	Garcia M. (Esp) Yam
04 Donington Park	Perez M. (Esp) Hon
05 Misano World Circuit	Perez M. (Esp) Hon
06 Lausitzring	Coppola A. (Ita) Yam
07 Portimão	Carrasco A. (Esp) Kaw

2017

- 2 S. Deroue
- 2 M. Perez
- 1 A. Carrasco
- 1 A. Coppola
- 1 M. Garcia

ALL TIMES

- 2 M. Perez
- 2 S. Deroue
- 1 A. Carrasco
- 1 A. Coppola
- 1 M. Garcia

02/04/2017

These data/results cannot be reproduced, stored and/or transmitted in whole or in part by any manner of electronic, mechanical, photocopying, recording, broadcasting or otherwise now known or herein after developed without the previous express consent by the copyright owner, except for reproduction in daily press and regular printed publications on sale to the public within 60 days of the event related to those data/results and always provided that copyright symbol appears together as follows below.

© DORNA WSBK ORGANIZATION Srl 2017

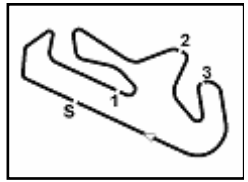
FKR PERUGIA TIMING



Official Tyre Supplier



Official Timekeeper



Portuguese Round, 15-16-17 September 2017

World Supersport 300 - Team Standings

	April 2 ARAGÓN	April 30 ASSEN	May 14 IMOLA	May 28 DONINGTON PARK	June 18 MISANO	August 20 LAUSITZRING	September 17 PORTIMÃO	October 1 MAGNY COURS	October 22 JEREZ									
1 Halcourier Racing	203																	
GARCIA Marc	101		10	25	20	10	20	16										
VALLE Daniel	54	20			8		13	13										
SÁNCHEZ Borja	48	13	13	13		9												
2 SK Racing	139																	
COPPOLA Alfonso	102	5	16	20		16	25	20										
DE GRUTTOLA Giuseppe	25	9	3	11	2													
FACCO Jacopo	8							8										
CARBONERA Michael	4				1	3												
3 MTM HS Kawasaki	84																	
DEROUE Scott	84	25	25	5	16	4		9										
4 WILSport Racedays	83																	
PEREZ Mika	83	16		6	25	25		11										
5 ETG Racing	57																	
CARRASCO Ana	57	6	9	4	7	2	4	25										
6 GRT Yamaha WorldSSP300 Team	56																	
SCHOTMAN Robert	52			7	11	11	16	7										
DE LA VEGA Enzo	4					1		3										
7 DS Junior Team	55																	
LOUREIRO Dorren	55	8	11	10	4	13	7	2										
8 IODARacing	41																	
PONTONE Armando	41	1	1		13	20	6											
9 Team MOTOXRACING	38																	
KALININ Mykyta	38			16		8	10	4										
10 3570 Made in CIV	27																	
GRASSIA Paolo	23	10		8	5													
BASTIANELLI Manuel	4	4																
11 Team Toth	22																	
MURLEY Alex	22	3	6	1	6	5		1										
12 Vos - TKR Racing	20																	
VAN STRAALLEN Glenn	20		20															
13 Team Trasimeno	19																	
LICCIARDI Angelo	19	11				7	1											
14 Freudenberg Racing-Team	17																	
GEORGI Tim	9						9											
KAPPLER Maximilian	8						8											
15 Terra e Moto	17																	
GIACOMINI Paolo	17	7			10													
16 Pertamina Almeria Racing Team	16																	
RUSMIPUTRO Ali Adriansyah	16			2	9		5											
17 Kawasaki Puccetti Racing	15																	
CABUK Harun	15	2	8					5										
18 MotorZenit	9																	
BERNARDI Luca	9			9														
19 Scuderia Maranga Racing	7																	
NODERER Gabriel	4		2				2											
TRIGLIA Alex	3						3											
20 MVR Racing	7																	
DOORAKKERS Ruben	7		7															
21 3ENNE#Racing - Chiodo Moto	6																	
GRASSIA Paolo	6							6										

17/09/2017

These data/results cannot be reproduced, stored and/or transmitted in whole or in part by any manner of electronic, mechanical, photocopying, recording, broadcasting or otherwise now known or herein after developed without the previous express consent by the copyright owner, except for reproduction in daily press and regular printed publications on sale to the public within 60 days of the event related to those data/results and always provided that copyright symbol appears together as follows below.

© DORNA WSBK ORGANIZATION Srl 2017

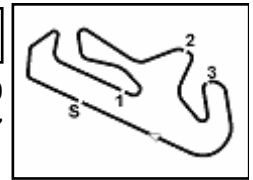
FIGR PERUGIA TIMING



Official Tyre Supplier



Official Timekeeper



Portimao 4.592 m

Portuguese Round, 15-16-17 September 2017

World Supersport 300 - Team Standings

2 / 2

	April 2 ARAGÓN	April 30 ASSEN	May 14 IMOLA	May 28 DONINGTON PARK	June 18 MISANO	August 20 LAUSITZRING	September 17 PORTIMÃO	October 1 MAGNY COURS	October 22 JEREZ					
22 Kallio Racing				5										
PATOVA Kimi	5		5											
23 Bierreti By 2R				4										
FACCO Jacopo	4		4											
24 ParkinGO DS Junior Team				3										
ROVELLI Filippo	3			3										

17/09/2017

These data/results cannot be reproduced, stored and/or transmitted in whole or in part by any manner of electronic, mechanical, photocopying, recording, broadcasting or otherwise now known or herein after developed without the previous express consent by the copyright owner, except for reproduction in daily press and regular printed publications on sale to the public within 60 days of the event related to those data/results and always provided that copyright symbol appears together as follows below.

© DORNA WSBK ORGANIZATION Srl 2017

FIGR PERUGIA TIMING



Official Tyre Supplier



Official Timekeeper