

## Portuguese Round, 15-16-17 September 2017

### World Supersport 300 - Chronological Analysis Race

Start at 11:07'04.345

1 / 4

2 A. CARRASCO (1'59.280)							
Lap	Seg.1	Seg.2	Seg.3	Seg.4	Lap Time	km/h	Local Time
1		34.741	23.797	22.781	2'01.140		11:09'05.485
2	40.815	34.687	23.501	22.739	2'01.742	184,9	11:11'07.227
3	39.717	34.154	<b>23.487</b>	22.850	2'00.208	192,9	11:13'07.435
4	39.428	34.390	23.616	22.461	1'59.895	190,5	11:15'07.330
5	39.701	34.108	23.589	22.589	1'59.987	182,7	11:17'07.317
6	39.645	34.028	23.528	22.570	1'59.771	185,9	11:19'07.088
7	39.235	34.098	23.497	22.603	1'59.433	<b>194,2</b>	11:21'06.521
8	<b>39.143</b>	34.077	23.526	22.598	1'59.344	192,2	11:23'05.865
9	39.391	<b>33.984</b>	23.570	22.335	<b>1'59.280</b>	192,9	11:25'05.145
10	39.894	34.433	23.575	22.372	2'00.274	188,8	11:27'05.419
11	39.402	34.470	23.808	<b>22.322</b>	2'00.012	189,8	11:29'05.431

15 A. COPPOLA (1'58.839)							
Lap	Seg.1	Seg.2	Seg.3	Seg.4	Lap Time	km/h	Local Time
1		34.939	23.700	22.638	2'02.269		11:09'06.614
2	39.938	35.064	23.641	22.384	2'01.027	<b>192,9</b>	11:11'07.641
3	40.224	34.670	23.878	22.361	2'01.133	189,5	11:13'08.774
4	39.760	34.777	23.717	<b>22.127</b>	2'00.381	191,2	11:15'09.155
5	39.839	34.303	23.423	22.456	2'00.021	188,5	11:17'09.176
6	39.706	34.313	23.499	22.427	1'59.945	192,5	11:19'09.121
7	39.466	34.337	23.297	22.235	1'59.335	189,1	11:21'08.456
8	39.272	<b>34.095</b>	23.277	22.195	<b>1'58.839</b>	191,8	11:23'07.295
9	39.162	34.337	<b>23.258</b>	22.237	1'58.994	191,5	11:25'06.289
10	<b>39.021</b>	34.266	23.639	22.265	1'59.191	192,5	11:27'05.480
11	39.614	34.342	23.849	22.199	2'00.004	188,5	11:29'05.484

41 M. GARCIA (1'59.296)							
Lap	Seg.1	Seg.2	Seg.3	Seg.4	Lap Time	km/h	Local Time
1		34.751	23.721	22.896	2'01.039		11:09'05.384
2	40.480	34.998	23.305	22.573	2'01.356	187,5	11:11'06.740
3	39.941	34.153	23.316	22.652	2'00.062	182,1	11:13'06.802
4	39.812	34.376	23.451	22.681	2'00.320	180,9	11:15'07.122
5	39.639	34.213	23.369	22.661	1'59.882	182,1	11:17'07.004
6	39.573	34.157	23.305	22.540	1'59.575	184,3	11:19'06.579
7	39.496	34.173	23.206	22.539	1'59.414	185,2	11:21'05.993
8	<b>39.423</b>	34.168	<b>23.183</b>	<b>22.522</b>	<b>1'59.296</b>	184,3	11:23'05.289
9	39.625	34.106	23.279	22.624	1'59.634	183,7	11:25'04.923
10	40.014	34.207	23.451	22.725	2'00.397	187,5	11:27'05.320
11	40.316	<b>33.930</b>	23.383	22.544	2'00.173	<b>187,8</b>	11:29'05.493

33 D. VALLE (1'59.070)							
Lap	Seg.1	Seg.2	Seg.3	Seg.4	Lap Time	km/h	Local Time
1		34.769	23.703	22.588	2'01.287		11:09'05.632
2	39.786	34.716	23.724	22.910	2'01.136	185,6	11:11'06.768
3	40.017	34.166	23.367	22.476	2'00.026	183,1	11:13'06.794
4	39.695	34.665	23.440	22.555	2'00.355	180,3	11:15'07.149
5	40.163	34.361	23.374	22.360	2'00.258	178,8	11:17'07.407
6	39.332	34.137	23.318	22.484	1'59.271	186,2	11:19'06.678
7	39.772	34.177	23.448	22.514	1'59.911	184,3	11:21'06.589
8	39.359	34.175	<b>23.317</b>	22.468	1'59.319	190,8	11:23'05.908
9	<b>39.171</b>	<b>34.041</b>	23.342	22.516	<b>1'59.070</b>	<b>193,9</b>	11:25'04.978
10	40.202	34.401	23.791	<b>22.135</b>	2'00.529	186,2	11:27'05.507
11	40.149	34.171	23.603	22.168	2'00.091	190,1	11:29'05.598

88 M. PEREZ (1'58.675)							
Lap	Seg.1	Seg.2	Seg.3	Seg.4	Lap Time	km/h	Local Time
1		34.801	23.930	22.324	2'02.940		11:09'07.285
2	40.333	34.820	23.726	22.356	2'01.235	192,2	11:11'08.520
3	39.847	34.598	23.603	22.222	2'00.270	191,8	11:13'08.790
4	39.688	34.515	23.495	22.341	2'00.039	191,5	11:15'08.829
5	39.455	34.376	23.300	22.660	1'59.791	192,2	11:17'08.620
6	39.498	34.286	23.263	22.660	1'59.707	<b>193,5</b>	11:19'08.327

7	39.334	34.228	23.157	22.647	1'59.366	<b>193,5</b>	11:21'07.693
8	39.176	34.059	<b>23.143</b>	22.442	1'58.820	192,2	11:23'06.513
9	<b>39.175</b>	<b>33.861</b>	23.414	22.225	<b>1'58.675</b>	192,5	11:25'05.188
10	39.643	34.487	23.445	22.504	2'00.079	190,8	11:27'05.267
11	40.564	34.284	23.433	<b>22.221</b>	2'00.502	187,8	11:29'05.769

25 B. SÁNCHEZ (1'58.929)							
Lap	Seg.1	Seg.2	Seg.3	Seg.4	Lap Time	km/h	Local Time
1		34.724	23.915	22.532	2'01.114		11:09'05.459
2	40.595	35.038	23.791	22.733	2'02.157	183,1	11:11'07.616
3	40.033	34.742	23.643	22.286	2'00.704	192,5	11:13'08.320
4	39.632	34.631	23.512	22.756	2'00.531	192,2	11:15'08.851
5	39.678	34.560	23.493	22.629	2'00.360	192,5	11:17'09.211
6	39.863	34.433	23.422	<b>22.212</b>	1'59.930	<b>197,1</b>	11:19'09.141
7	39.712	34.226	23.382	22.249	1'59.569	188,8	11:21'08.710
8	<b>39.281</b>	34.109	23.280	22.259	<b>1'58.929</b>	<b>197,1</b>	11:23'07.639
9	39.609	<b>33.986</b>	<b>23.274</b>	22.449	1'59.318	193,9	11:25'06.957
10	39.731	34.110	24.075	22.717	2'00.633	190,5	11:27'07.590
11	39.939	34.313	23.516	22.752	2'00.520	185,2	11:29'08.110

75 S. DEROUÉ (1'59.834)							
Lap	Seg.1	Seg.2	Seg.3	Seg.4	Lap Time	km/h	Local Time
1		34.905	23.930	<b>22.122</b>	2'02.570		11:09'06.915
2	39.931	35.307	23.505	22.131	2'00.874	191,5	11:11'07.789
3	39.894	34.611	23.559	22.441	2'00.505	<b>191,8</b>	11:13'08.294
4	39.908	34.464	23.689	22.420	2'00.481	191,2	11:15'08.775
5	40.061	34.407	23.887	22.613	2'00.968	188,5	11:17'09.743
6	39.751	<b>34.368</b>	<b>23.482</b>	22.233	<b>1'59.834</b>	190,5	11:19'09.577
7	40.102	34.619	23.748	22.311	2'00.780	<b>191,8</b>	11:21'10.357
8	<b>39.424</b>	34.604	23.646	22.645	2'00.319	191,5	11:23'10.676
9	39.675	34.764	23.617	22.654	2'00.710	186,9	11:25'11.386
10	39.826	34.838	23.887	22.583	2'01.134	186,5	11:27'12.520
11	39.759	35.106	23.587	22.577	2'01.029	188,2	11:29'13.549

13 J. FACCO (1'59.119)							
Lap	Seg.1	Seg.2	Seg.3	Seg.4	Lap Time	km/h	Local Time
1		34.898	23.739	22.454	2'02.648		11:09'06.993
2	40.790	34.890	23.680	22.231	2'01.591	192,2	11:11'08.584
3	40.087	34.870	23.789	<b>21.993</b>	2'00.739	191,2	11:13'09.323
4	40.563	34.496	23.981	22.562	2'01.602	191,2	11:15'10.925
5	39.740	34.512	<b>23.387</b>	22.365	2'00.004	189,8	11:17'10.929
6	39.530	<b>34.153</b>	23.395	22.041	<b>1'59.119</b>	192,2	11:19'10.048
7	40.070	34.586	23.694	22.415	2'00.765	191,8	11:21'10.813
8	<b>39.416</b>	34.856	23.631	22.403	2'00.306	192,2	11:23'11.119
9	40.006	34.397	23.751	22.699	2'00.853	<b>192,9</b>	11:25'11.972
10	39.751	34.604	23.708	22.495	2'00.558	<b>192,9</b>	11:27'12.530
11	39.859	35.088	23.561	22.563	2'01.071	187,2	11:29'13.601

6 R. SCHOTMAN (1'59.915)							
Lap	Seg.1	Seg.2	Seg.3	Seg.4	Lap Time	km/h	Local Time
1		34.765	23.983	22.604	2'01.489		11:09'05.834
2	40.374	35.141	23.685	22.590	2'01.790	187,5	11:11'07.624
3	40.445	34.639	23.493	22.245	2'00.822	<b>190,8</b>	11:13'08.446
4	40.021	34.667	23.674	22.294	2'00.656	190,1	11:15'09.102
5	40.119	34.292	23.761	22.528	2'00.700	187,5	11:17'09.802
6	40.059	<b>34.080</b>	23.579	<b>22.197</b>	<b>1'59.915</b>	190,1	11:19'09.717
7	40.147	34.538	<b>23.448</b>	22.461	2'00.594	190,5	11:21'10.311
7	<b>39.638</b>	34.532	23.681	22.849	2'00.700	189,8	11:23'11.011
8	39.736	34.648	23.481	22.656	2'00.521	188,2	11:25'11.532
9	39.757	34.913	23.533	22.854	2'01.057	188,2	11:27'12.589
10	40.235	34.790	23.620	22.450	2'01.095	190,5	11:29'13.684

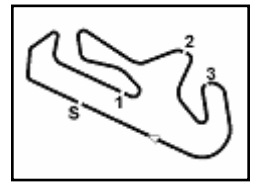
99 P. GRASSIA (2'00.232)							
Lap	Seg.1	Seg.2	Seg.3	Seg.4	Lap Time	km/h	Local Time

17/09/2017

P = Pits In/Out - C = Lap-Time Cancelled

These data/results cannot be reproduced, stored and/or transmitted in whole or in part by any manner of electronic, mechanical, photocopying, recording, broadcasting or otherwise now known or herein after developed without the previous express consent by the copyright owner, except for reproduction in daily press and regular printed publications on sale to the public within 60 days of the event related to those data/results and always provided that copyright symbol appears together as follows below.

© DORNA WSBK ORGANIZATION Srl 2017



Portimao 4.592 m

## Portuguese Round, 15-16-17 September 2017

### World Supersport 300 - Chronological Analysis Race

Start at 11:07'04.345

2 / 4

1	39.845	35.564	23.404	22.277	2'01.090	194,6	11:11'07.685	9	40.691	34.807	23.654	22.483	2'01.635	183,1	11:25'19.939
2	39.789	34.691	<b>23.320</b>	22.825	2'00.625	194,6	11:13'08.310	10	40.025	34.569	23.752	22.791	2'01.137	193,2	11:27'21.076
3	39.683	34.834	23.831	22.288	2'00.636	192,9	11:15'08.946	11	39.879	34.726	23.831	22.783	2'01.219	192,2	11:29'22.295
4	39.456	<b>34.593</b>	23.848	22.459	2'00.356	194,2	11:17'09.302	<b>18 A. MURLEY (2'00.768)</b>							
5	39.645	34.800	23.330	22.457	<b>2'00.232</b>	194,9	11:19'09.534	Lap	Seg.1	Seg.2	Seg.3	Seg.4	Lap Time	km/h	Local Time
6	40.235	34.765	23.633	22.559	2'01.192	<b>196,0</b>	11:21'10.726	1		34.983	24.092	<b>22.350</b>	2'03.749		11:09'08.094
7	<b>39.172</b>	34.982	23.411	22.763	2'00.328	195,7	11:23'11.054	2	39.871	34.982	24.277	22.501	2'01.631	<b>192,5</b>	11:11'09.725
8	39.475	34.683	23.810	22.845	2'00.813	191,5	11:25'11.867	3	40.279	34.605	23.561	22.578	2'01.023	191,2	11:13'10.748
9	39.633	34.975	23.780	22.674	2'01.062	194,2	11:27'12.929	4	39.889	34.610	23.913	22.356	<b>2'00.768</b>	<b>192,5</b>	11:15'11.516
10	39.823	35.084	23.534	22.317	2'00.758	195,3	11:29'13.687	5	<b>39.628</b>	34.794	<b>23.499</b>	22.966	2'00.887	191,8	11:17'12.403

<b>54 H. CABUK (2'00.245)</b>							
Lap	Seg.1	Seg.2	Seg.3	Seg.4	Lap Time	km/h	Local Time
1		36.229	24.042	22.465	2'06.696		11:09'11.041
2	40.238	35.224	23.838	22.486	2'01.786	<b>190,8</b>	11:11'12.827
3	<b>39.826</b>	35.121	23.864	22.612	2'01.423	<b>190,8</b>	11:13'14.250
4	40.056	34.942	23.587	22.542	2'01.127	<b>190,8</b>	11:15'15.377
5	40.607	34.618	23.714	22.664	2'01.603	189,8	11:17'16.980
6	39.922	<b>34.483</b>	23.648	22.658	2'00.711	<b>190,8</b>	11:19'17.691
7	39.828	34.766	23.358	22.413	2'00.365	189,8	11:21'18.056
8	40.042	34.573	23.463	<b>22.167</b>	<b>2'00.245</b>	190,1	11:23'18.301
9	40.026	34.867	23.411	22.824	2'01.128	189,1	11:25'19.429
10	40.153	34.649	<b>23.352</b>	23.012	2'01.166	185,6	11:27'20.595
11	40.127	34.683	23.554	22.764	2'01.128	182,4	11:29'21.723

<b>22 M. KALININ (2'00.834)</b>							
Lap	Seg.1	Seg.2	Seg.3	Seg.4	Lap Time	km/h	Local Time
1		34.711	23.876	22.213	2'03.026		11:09'07.371
2	40.238	34.844	23.551	22.288	2'00.921	195,7	11:11'08.292
3	40.301	34.789	23.645	22.311	2'01.046	<b>197,1</b>	11:13'09.338
4	40.656	<b>34.496</b>	24.035	22.541	2'01.728	191,5	11:15'11.066
5	<b>40.039</b>	35.043	23.527	22.710	2'01.319	186,5	11:17'12.385
6	40.522	35.059	24.071	22.589	2'02.241	188,8	11:19'14.626
7	40.518	34.800	23.745	22.734	2'01.797	189,1	11:21'16.423
8	40.614	34.643	23.741	22.765	2'01.763	185,9	11:23'18.186
9	40.659	35.010	23.983	22.471	2'02.123	182,7	11:25'20.309
10	40.094	34.722	<b>23.516</b>	22.502	<b>2'00.834</b>	193,2	11:27'21.143
11	40.091	34.676	24.201	<b>22.116</b>	2'01.084	190,8	11:29'22.227

<b>14 E. DE LA VEGA (2'00.788)</b>							
Lap	Seg.1	Seg.2	Seg.3	Seg.4	Lap Time	km/h	Local Time
1		35.027	24.022	22.411	2'03.484		11:09'07.829
2	40.256	34.959	23.993	<b>22.377</b>	2'01.585	<b>187,5</b>	11:11'09.414
3	40.125	34.512	23.747	22.404	<b>2'00.788</b>	<b>187,5</b>	11:13'10.202
4	40.206	<b>34.454</b>	23.878	22.653	2'01.191	187,2	11:15'11.393
5	40.011	34.833	23.781	22.400	2'01.025	187,2	11:17'12.418
6	40.243	35.052	23.977	22.615	2'01.887	187,2	11:19'14.305
7	40.440	34.809	23.812	22.813	2'01.874	186,2	11:21'16.179
8	39.968	34.723	24.206	23.015	2'01.912	185,2	11:23'18.091
9	40.287	34.975	23.626	22.530	2'01.418	187,2	11:25'19.509
10	40.040	34.779	<b>23.531</b>	22.805	2'01.155	185,6	11:27'20.664
11	<b>39.967</b>	34.941	24.114	22.595	2'01.617	184,9	11:29'22.281

<b>20 D. LOUREIRO (2'00.303)</b>							
Lap	Seg.1	Seg.2	Seg.3	Seg.4	Lap Time	km/h	Local Time
1		35.930	24.028	22.598	2'06.676		11:09'11.021
2	40.313	34.973	23.785	22.724	2'01.795	183,7	11:11'12.816
3	40.127	34.584	23.770	22.880	2'01.361	184,0	11:13'14.177
4	<b>39.674</b>	34.611	23.869	23.034	2'01.188	191,2	11:15'15.365
5	40.379	<b>34.467</b>	23.752	22.877	2'01.475	192,5	11:17'16.840
6	39.865	34.552	23.587	22.793	2'00.797	<b>194,2</b>	11:19'17.637
7	39.836	34.562	<b>23.410</b>	22.495	<b>2'00.303</b>	191,8	11:21'17.940
8	40.069	34.472	23.461	<b>22.362</b>	2'00.364	193,2	11:23'18.304

<b>12 A. RUSMIPUTRO (2'00.808)</b>							
Lap	Seg.1	Seg.2	Seg.3	Seg.4	Lap Time	km/h	Local Time
1		35.305	24.161	22.994	2'05.418		11:09'09.763
2	40.438	34.775	23.727	23.150	2'02.090	194,9	11:11'11.853
3	40.114	35.052	24.044	23.047	2'02.257	187,5	11:13'14.110
4	40.078	34.756	23.656	22.972	2'01.462	191,5	11:15'15.572
5	39.862	34.770	23.964	22.716	2'01.312	<b>197,8</b>	11:17'16.884
6	39.983	34.950	<b>23.535</b>	22.836	2'01.304	194,6	11:19'18.188
7	39.804	34.986	23.540	22.805	2'01.135	196,7	11:21'19.323
8	39.833	34.758	23.727	22.788	2'01.106	193,2	11:23'20.429
9	39.546	34.795	23.973	<b>22.540</b>	2'00.854	197,4	11:25'21.283
10	<b>39.505</b>	35.061	23.627	22.821	2'01.014	194,6	11:27'22.297
11	39.766	<b>34.701</b>	23.628	22.713	<b>2'00.808</b>	195,7	11:29'23.105

<b>27 F. ROVELLI (2'00.320)</b>							
Lap	Seg.1	Seg.2	Seg.3	Seg.4	Lap Time	km/h	Local Time
1		35.020	23.624	22.775	2'04.561		11:09'08.906
2	40.137	34.861	<b>23.603</b>	22.560	2'01.161	187,2	11:11'10.067
3	<b>39.709</b>	34.472	23.773	<b>22.366</b>	<b>2'00.320</b>	192,5	11:13'10.387
4	39.872	<b>34.313</b>	24.338	22.535	2'01.058	192,2	11:15'11.445
5	39.941	35.078	24.211	22.462	2'01.692	189,1	11:17'13.137
6	40.035	35.052	24.065	22.863	2'02.015	189,8	11:19'15.152
7	40.828	34.970	23.990	22.602	2'02.390	191,8	11:21'17.542
8	40.646	34.861	23.793	22.596	2'01.896	190,8	11:23'19.438
9	39.910	34.803	23.960	22.803	2'01.476	192,5	11:25'20.914
10	39.821	35.238	23.730	22.719	2'01.508	192,2	11:27'22.422
11	39.824	34.703	23.701	22.587	2'00.815	<b>193,5</b>	11:29'23.237

<b>87 A. LICCIARDI (2'00.298)</b>							
Lap	Seg.1	Seg.2	Seg.3	Seg.4	Lap Time	km/h	Local Time
1		35.049	23.677	22.984	2'05.280		11:09'09.625
2	40.371	34.713	23.561	23.144	2'01.789	189,8	11:11'11.414
3	40.165	34.639	<b>23.350</b>	22.892	2'01.046	184,0	11:13'12.460
4	39.956	34.456	23.401	22.787	2'00.600	186,2	11:15'13.060
5	39.769	<b>34.381</b>	23.613	22.732	2'00.495	191,8	11:17'13.555
6	39.874	34.545	23.880	23.149	2'01.448	195,3	11:19'15.003
7	40.476	34.694	23.722	22.734	2'01.626	195,3	11:21'16.629
8	39.803	34.507	23.933	23.223	2'01.466	193,2	11:23'18.095
9	41.042	34.923	24.168	23.039	2'03.172	183,1	11:25'21.267
10	39.664	35.047	24.203	22.836	2'01.750	196,0	11:27'23.017
11	<b>39.548</b>	34.533	23.717	<b>22.500</b>	<b>2'00.298</b>	<b>197,8</b>	11:29'23.315

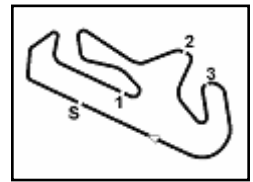
<b>80 A. PONTONE (2'00.802)</b>							
Lap	Seg.1	Seg.2	Seg.3	Seg.4	Lap Time	km/h	Local Time
1		34.871	23.657	22.408	2'03.629		11:09'07.974
2	40.181	35.043	<b>23.637</b>	22.533	2'01.394	194,9	11:11'09.368

17/09/2017

P = Pits In/Out - C = Lap-Time Cancelled

These data/results cannot be reproduced, stored and/or transmitted in whole or in part by any manner of electronic, mechanical, photocopying, recording, broadcasting or otherwise now known or herein after developed without the previous express consent by the copyright owner, except for reproduction in daily press and regular printed publications on sale to the public within 60 days of the event related to those data/results and always provided that copyright symbol appears together as follows below.

© DORNA WSBK ORGANIZATION Srl 2017



Portimao 4.592 m

## Portuguese Round, 15-16-17 September 2017

### World Supersport 300 - Chronological Analysis Race

Start at 11:07'04.345

3 / 4

Lap	Seg.1	Seg.2	Seg.3	Seg.4	Lap Time	km/h	Local Time
3	40.033	<b>34.459</b>	23.767	22.543	<b>2'00.802</b>	187,8	11:13'10.170
4	40.404	34.933	23.834	<b>22.402</b>	2'01.573	187,8	11:15'11.743
5	40.039	34.892	23.738	22.547	2'01.216	194,2	11:17'12.959
6	<b>39.971</b>	34.904	23.803	22.909	2'01.587	191,5	11:19'14.546
7	40.774	35.373	23.739	22.530	2'02.416	184,9	11:21'16.962
8	40.710	35.260	23.709	22.797	2'02.476	182,1	11:23'19.438
9	40.216	35.030	23.852	22.962	2'02.004	<b>197,1</b>	11:25'21.442
10	40.050	34.865	23.645	22.785	2'01.345	196,7	11:27'22.787
11	40.078	34.757	23.703	22.640	2'01.178	190,8	11:29'23.965
<b>9 R. DOORAKKERS (2'01.677)</b>							
Lap	Seg.1	Seg.2	Seg.3	Seg.4	Lap Time	km/h	Local Time
1							
2	40.939	35.249	24.391	22.823	2'03.402	<b>198,9</b>	11:11'15.206
3	40.274	35.095	24.099	22.856	2'02.324	187,5	11:13'17.530
4	40.063	35.037	24.066	22.511	<b>2'01.677</b>	196,7	11:15'19.207
5	40.173	<b>34.903</b>	24.368	22.671	2'02.115	197,1	11:17'21.322
6	<b>40.056</b>	35.090	24.132	22.438	2'01.716	190,5	11:19'23.038
7	40.382	34.983	24.153	22.394	2'01.912	190,5	11:21'24.950
8	40.246	35.610	24.280	23.101	2'03.237	188,2	11:23'28.187
9	40.675	35.327	<b>24.026</b>	23.158	2'03.186	191,2	11:25'31.373
10	41.310	35.517	24.359	22.513	2'03.699	184,6	11:27'35.072
11	40.559	35.647	24.301	<b>22.273</b>	2'02.780	190,5	11:29'37.852
<b>49 M. CARUSI (2'01.334)</b>							
Lap	Seg.1	Seg.2	Seg.3	Seg.4	Lap Time	km/h	Local Time
1							
2	40.981	35.350	24.200	22.871	2'03.402	192,5	11:11'18.207
3	40.347	35.098	24.019	22.914	2'02.378	189,8	11:13'20.585
4	40.381	35.232	24.406	22.735	2'02.754	189,5	11:15'23.339
5	40.221	35.420	24.379	22.996	2'03.016	<b>193,9</b>	11:17'26.355
6	40.711	35.169	24.104	22.777	2'02.761	192,2	11:19'29.116
7	40.408	35.414	23.951	22.767	2'02.540	187,5	11:21'31.656
8	39.983	35.290	23.738	22.844	2'01.855	189,1	11:23'33.511
9	40.049	35.089	<b>23.623</b>	22.752	2'01.513	188,5	11:25'35.024
10	39.913	<b>34.984</b>	23.768	22.669	<b>2'01.334</b>	190,5	11:27'36.358
11	<b>39.748</b>	35.455	24.217	<b>22.165</b>	2'01.585	193,2	11:29'37.943
<b>17 G. NODERER (2'01.524)</b>							
Lap	Seg.1	Seg.2	Seg.3	Seg.4	Lap Time	km/h	Local Time
1							
2	40.786	<b>34.987</b>	23.928	22.388	2'02.089	186,2	11:11'13.053
3	<b>40.153</b>	34.995	<b>23.597</b>	22.779	<b>2'01.524</b>	186,9	11:13'14.577
4	40.565	35.647	23.914	22.566	2'02.692	186,2	11:15'17.269
5	40.285	35.387	23.943	22.821	2'02.436	185,6	11:17'19.705
6	41.286	35.220	24.066	22.765	2'03.337	184,3	11:19'23.042
7	40.915	35.028	24.135	22.479	2'02.557	188,8	11:21'25.599
8	40.463	35.491	24.427	22.674	2'03.055	186,2	11:23'28.654
9	41.061	35.372	24.130	22.479	2'03.042	186,2	11:25'31.696
10	40.467	35.919	24.299	22.662	2'03.347	<b>190,8</b>	11:27'35.043
11	40.793	35.551	24.504	<b>22.349</b>	2'03.197	185,2	11:29'38.240
<b>19 E. ROVELLI (2'02.082)</b>							
Lap	Seg.1	Seg.2	Seg.3	Seg.4	Lap Time	km/h	Local Time
1							
2	40.483	<b>35.072</b>	24.044	22.956	2'02.555	<b>193,9</b>	11:11'14.200
3	<b>39.915</b>	35.882	<b>23.779</b>	23.285	2'02.861	193,2	11:13'17.061
4	40.142	35.202	24.069	22.669	<b>2'02.082</b>	191,2	11:15'19.143
5	40.448	35.167	24.139	22.922	2'02.676	192,2	11:17'21.819
6	40.145	35.413	24.101	23.212	2'02.871	193,5	11:19'24.690
7	40.478	35.620	23.929	23.007	2'03.034	190,5	11:21'27.724
8	40.343	35.362	24.146	23.238	2'03.089	187,5	11:23'30.813
9	40.449	35.368	23.981	23.045	2'02.843	189,8	11:25'33.656
10	40.367	35.529	24.328	22.656	2'02.880	189,5	11:27'36.536
11	40.204	35.236	24.038	<b>22.642</b>	2'02.120	192,9	11:29'38.656
<b>44 S. LOCHOFF (2'01.503)</b>							
Lap	Seg.1	Seg.2	Seg.3	Seg.4	Lap Time	km/h	Local Time
1							
2	40.755	35.557	24.244	22.859	2'03.415	186,9	11:11'17.725
3	40.416	35.157	23.785	22.985	2'02.343	<b>189,5</b>	11:13'20.068
4	40.533	35.329	24.233	22.739	2'02.834	186,9	11:15'22.902
<b>61 D. BLIN (2'01.792)</b>							
Lap	Seg.1	Seg.2	Seg.3	Seg.4	Lap Time	km/h	Local Time
1							
2	40.985	35.342	24.368	23.136	2'03.831	193,5	11:11'14.021
3	40.081	35.243	23.781	23.391	2'02.496	194,9	11:13'16.517
4	40.270	35.037	23.812	23.127	2'02.246	190,5	11:15'18.763
5	40.499	<b>34.735</b>	23.781	22.777	<b>2'01.792</b>	188,8	11:17'20.555
6	<b>39.998</b>	35.059	23.967	22.872	2'01.896	<b>195,7</b>	11:19'22.451
7	40.179	35.189	<b>23.747</b>	23.264	2'02.379	193,2	11:21'24.830
8	40.679	35.528	24.750	22.775	2'03.732	188,2	11:23'28.562
9	40.158	35.071	23.977	23.544	2'02.750	191,2	11:25'31.312
10	41.407	35.558	24.316	<b>22.618</b>	2'03.899	184,6	11:27'35.211
11	40.021	35.390	23.766	23.400	2'02.577	189,8	11:29'37.788
<b>79 C. TAYLOR (2'01.661)</b>							
Lap	Seg.1	Seg.2	Seg.3	Seg.4	Lap Time	km/h	Local Time
1							
2	40.920	35.141	23.931	22.665	2'02.657	189,1	11:11'13.594
3	40.177	35.052	<b>23.663</b>	22.769	<b>2'01.661</b>	<b>189,5</b>	11:13'15.255
4	40.208	35.267	23.869	22.660	2'02.004	189,1	11:15'17.259
5	<b>39.990</b>	35.434	23.797	23.196	2'02.417	189,1	11:17'19.676
6	40.759	35.293	24.172	22.725	2'02.949	189,1	11:19'22.625
7	40.470	<b>34.983</b>	24.270	<b>22.515</b>	2'02.238	189,1	11:21'24.863
8	40.483	35.558	23.984	23.297	2'03.322	186,9	11:23'28.185
9	41.081	35.231	24.574	22.579	2'03.465	189,1	11:25'31.650
10	40.838	35.468	24.299	22.755	2'03.360	188,8	11:27'35.010
11	40.281	35.652	24.257	22.599	2'02.789	<b>189,5</b>	11:29'37.799
<b>66 T. TAYLOR (2'01.238)</b>							
Lap	Seg.1	Seg.2	Seg.3	Seg.4	Lap Time	km/h	Local Time
1							
2	40.786	35.385	24.450	22.663	2'03.284	195,3	11:11'15.668
3	<b>39.942</b>	35.262	24.000	22.663	2'01.867	192,5	11:13'17.535
4	39.994	34.863	<b>23.858</b>	22.597	2'01.312	195,7	11:15'18.847
5	40.143	<b>34.731</b>	23.900	<b>22.464</b>	<b>2'01.238</b>	190,1	11:17'20.085
6	40.107	35.159	24.002	22.845	2'02.113	<b>197,1</b>	11:19'22.198
7	40.599	35.181	24.090	22.793	2'02.663	187,5	11:21'24.861
8	40.513	35.795	24.259	22.708	2'03.275	191,5	11:23'28.136
9	40.774	35.529	24.146	22.823	2'03.272	183,7	11:25'31.408
10	40.718	35.526	24.168	22.898	2'03.310	188,5	11:27'34.718
11	40.424	35.661	24.185	22.813	2'03.083	186,2	11:29'37.801
<b>84 M. CARBONERA (2'01.995)</b>							
Lap	Seg.1	Seg.2	Seg.3	Seg.4	Lap Time	km/h	Local Time
1							
2	40.680	34.871	23.661	22.783	<b>2'01.995</b>	188,8	11:11'12.392
3	<b>40.161</b>	<b>34.859</b>	23.912	23.239	2'02.171	189,5	11:13'14.563
4	40.687	35.339	<b>23.438</b>	22.871	2'02.335	187,2	11:15'16.898
5	40.517	35.407	23.853	22.966	2'02.743	188,2	11:17'19.641
6	41.091	35.242	24.119	22.712	2'03.164	187,2	11:19'22.805
7	40.548	35.394	24.187	22.615	2'02.744	187,5	11:21'25.549
8	40.379	35.314	24.385	22.803	2'02.881	<b>189,8</b>	11:23'28.430
9	41.063	35.216	24.110	22.766	2'03.155	187,5	11:25'31.585
10	40.623	35.641	24.127	22.681	2'03.072	188,5	11:27'34.657

17/09/2017

P = Pits In/Out - C = Lap-Time Cancelled

These data/results cannot be reproduced, stored and/or transmitted in whole or in part by any manner of electronic, mechanical, photocopying, recording, broadcasting or otherwise now known or herein after developed without the previous express consent by the copyright owner, except for reproduction in daily press and regular printed publications on sale to the public within 60 days of the event related to those data/results and always provided that copyright symbol appears together as follows below.

© DORNA WSBK ORGANIZATION Srl 2017

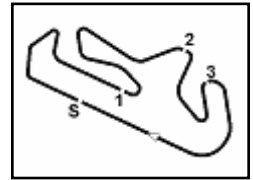
FICR PERUGIA TIMING



Official Tyre Supplier



Official Timekeeper



Portimao 4.592 m

## Portuguese Round, 15-16-17 September 2017

### World Supersport 300 - Chronological Analysis Race

Start at 11:07'04.345

4 / 4

Lap	Seg.1	Seg.2	Seg.3	Seg.4	Lap Time	km/h	Local Time
5	40.339	35.993	24.372	22.793	2'03.497	186,9	11:17'26.399
6	40.450	34.944	24.176	23.098	2'02.668	186,5	11:19'29.067
7	40.660	34.804	24.047	23.011	2'02.522	185,2	11:21'31.589
8	<b>39.970</b>	36.908	24.051	22.454	2'03.383	187,5	11:23'34.972
9	40.305	34.947	23.877	<b>22.396</b>	2'01.525	188,5	11:25'36.497
10	40.280	<b>34.780</b>	23.687	22.834	2'01.581	185,9	11:27'38.078
11	40.363	34.837	<b>23.637</b>	22.666	<b>2'01.503</b>	186,2	11:29'39.581

Lap	Seg.1	Seg.2	Seg.3	Seg.4	Lap Time	km/h	Local Time
1		37.018	24.522	23.075	2'09.031		11:09'13.376
2	41.021	35.737	24.288	23.021	2'04.067	190,5	11:11'17.443
3	40.428	<b>35.047</b>	<b>24.044</b>	23.047	<b>2'02.566</b>	192,9	11:13'20.009
4	40.332	35.266	24.414	22.815	2'02.827	193,5	11:15'22.836
5	40.208	35.352	24.463	23.289	2'03.312	<b>196,0</b>	11:17'26.148
6	41.039	35.786	24.495	23.017	2'04.337	185,2	11:19'30.485
7	40.590	35.244	24.172	22.918	2'02.924	190,8	11:21'33.409
8	40.919	35.065	24.106	<b>22.542</b>	2'02.632	195,7	11:23'36.041
9	<b>40.191</b>	42.124	24.552	23.140	2'10.007	193,9	11:25'46.048
10	40.926	35.599	24.381	23.031	2'03.937	186,5	11:27'49.985
11	41.181	35.919	24.732	23.322	2'05.154	184,3	11:29'55.139

23 M. BASTIANELLI (2'01.631)							
Lap	Seg.1	Seg.2	Seg.3	Seg.4	Lap Time	km/h	Local Time
1		36.872	24.922	23.097	2'10.387		11:09'14.732
2	40.903	35.366	24.098	22.703	2'03.070	192,5	11:11'17.802
3	40.471	35.229	23.969	22.793	2'02.462	193,5	11:13'20.264
4	40.493	35.337	24.299	22.697	2'02.826	<b>194,6</b>	11:15'23.090
5	40.837	35.669	24.570	22.719	2'03.795	193,2	11:17'26.885
6	40.745	35.778	24.323	22.951	2'03.797	193,9	11:19'30.682
7	40.354	35.179	23.782	22.975	2'02.290	193,9	11:21'32.972
8	<b>40.093</b>	35.107	23.881	22.730	2'01.811	191,2	11:23'34.783
9	40.328	<b>34.840</b>	<b>23.699</b>	22.828	2'01.695	190,8	11:25'36.478
10	40.599	34.982	23.748	22.654	2'01.983	187,2	11:27'38.461
11	40.291	35.061	23.707	<b>22.572</b>	<b>2'01.631</b>	193,2	11:29'40.092

58 T. FINOCCHIARO (2'03.607)							
Lap	Seg.1	Seg.2	Seg.3	Seg.4	Lap Time	km/h	Local Time
1		37.326	24.502	<b>22.939</b>	2'10.761		11:09'15.106
2	41.185	35.990	24.295	22.989	2'04.459	<b>188,2</b>	11:11'19.565
3	<b>41.057</b>	<b>35.328</b>	24.189	23.033	<b>2'03.607</b>	187,2	11:13'23.172
4	41.213	36.154	24.109	23.247	2'04.723	185,2	11:15'27.895
5	41.620	35.844	24.398	23.469	2'05.331	184,9	11:17'33.226
6	41.898	36.229	24.126	23.427	2'05.680	183,7	11:19'38.906
7	41.442	35.562	24.057	23.345	2'04.406	182,7	11:21'43.312
8	41.268	35.695	<b>23.953</b>	23.485	2'04.401	182,7	11:23'47.713
9	41.737	36.159	24.081	23.499	2'05.476	182,1	11:25'53.189
10	41.379	36.124	23.989	23.416	2'04.908	181,8	11:27'58.097
11	41.406	36.168	24.117	23.451	2'05.142	180,6	11:30'03.239

7 N. SETTIMO (2'02.363)							
Lap	Seg.1	Seg.2	Seg.3	Seg.4	Lap Time	km/h	Local Time
1		37.010	24.980	23.093	2'10.675		11:09'15.020
2	41.017	35.447	24.050	22.779	2'03.293	194,2	11:11'18.313
3	40.791	<b>34.972</b>	24.038	22.781	2'02.582	186,5	11:13'20.895
4	<b>40.550</b>	35.182	24.266	22.736	2'02.734	192,2	11:15'23.629
5	40.616	35.591	24.471	23.162	2'03.840	<b>198,5</b>	11:17'27.469
6	40.974	35.270	24.637	22.912	2'03.793	191,5	11:19'31.262
7	40.604	35.460	<b>23.831</b>	22.898	2'02.793	196,7	11:21'34.055
8	40.639	35.232	23.890	<b>22.641</b>	2'02.402	195,3	11:23'36.457
9	40.715	35.285	24.014	23.020	2'03.034	194,2	11:25'39.491
10	40.577	35.099	23.965	22.722	<b>2'02.363</b>	191,8	11:27'41.854
11	41.108	35.276	23.970	22.819	2'03.173	184,6	11:29'45.027

28 P. GIACOMINI (1'59.786)							
Lap	Seg.1	Seg.2	Seg.3	Seg.4	Lap Time	km/h	Local Time
1		35.331	23.865	23.124	2'05.876		11:09'10.221
2	40.164	34.732	23.790	22.878	2'01.564	193,9	11:11'11.785
3	40.439	34.898	23.656	22.901	2'01.894	185,2	11:13'13.679
4	39.921	34.853	23.526	22.750	2'01.050	186,9	11:15'14.729
5	39.880	34.543	23.627	22.876	2'00.926	188,5	11:17'15.655
6	<b>39.595</b>	<b>34.449</b>	<b>23.345</b>	22.397	<b>1'59.786</b>	188,5	11:19'15.441
7	40.222	35.200	23.753	<b>22.260</b>	2'01.435	<b>196,7</b>	11:21'16.876
8	39.752	34.548	24.029	22.951	2'01.280	191,5	11:23'18.156
9	40.371	35.028	23.572	22.672	2'01.643	183,4	11:25'19.799
10	40.330	34.654	23.660	23.281	2'01.925	192,5	11:27'21.724
11	39.672	34.675	1'11.430	28.441	2'54.218	195,3	11:30'15.942

130 R. FERREIRA (2'02.379)							
Lap	Seg.1	Seg.2	Seg.3	Seg.4	Lap Time	km/h	Local Time
1		36.889	24.639	23.137	2'09.900		11:09'14.245
2	40.620	35.601	24.188	23.005	2'03.414	188,8	11:11'17.659
3	41.047	35.129	24.111	<b>22.648</b>	2'02.935	191,8	11:13'20.594
4	40.448	35.337	24.339	22.707	2'02.831	191,2	11:15'23.425
5	40.460	35.381	24.699	22.667	2'03.207	191,5	11:17'26.632
6	41.471	35.379	24.663	22.811	2'04.324	189,5	11:19'30.956
7	40.271	35.274	24.276	22.726	2'02.547	<b>193,2</b>	11:21'33.503
8	<b>40.057</b>	<b>35.116</b>	24.268	22.938	<b>2'02.379</b>	190,8	11:23'35.882
9	40.473	35.413	24.114	22.959	2'02.959	190,8	11:25'38.841
10	40.211	35.260	<b>24.040</b>	23.024	2'02.535	190,5	11:27'41.376
11	41.042	35.383	24.237	23.079	2'03.741	183,1	11:29'45.117

55 G. HENDRA (2'00.890)							
Lap	Seg.1	Seg.2	Seg.3	Seg.4	Lap Time	km/h	Local Time
1		34.945	23.651	22.697	2'02.645		11:09'06.990
2	40.338	35.037	<b>23.446</b>	22.771	2'01.592	197,4	11:11'08.582
3	<b>39.990</b>	34.768	23.456	22.676	<b>2'00.890</b>	197,8	11:13'09.472
4	40.251	<b>34.506</b>	23.884	22.970	2'01.611	196,0	11:15'11.083
5	41.151	34.768	23.991	22.752	2'02.662	178,2	11:17'13.745
6	40.145	34.807	23.822	22.830	2'01.604	197,8	11:19'15.349
7	40.397	35.767	23.641	<b>22.664</b>	2'02.469	<b>198,5</b>	11:21'17.818
8	40.679	35.304	25.309	38.960	2'20.252P	186,2	11:23'38.070

53 V. GRIMOUX (2'02.390)							
Lap	Seg.1	Seg.2	Seg.3	Seg.4	Lap Time	km/h	Local Time
1		36.711	24.675	23.045	2'09.334		11:09'13.679
2	40.883	35.345	23.905	23.202	2'03.335	185,2	11:11'17.014
3	<b>40.452</b>	35.243	<b>23.705</b>	23.065	2'02.465	185,2	11:13'19.479
4	40.528	35.364	24.010	23.104	2'03.006	184,3	11:15'22.485
5	40.857	35.379	24.392	23.077	2'03.705	<b>185,6</b>	11:17'26.190
6	41.080	35.999	24.693	22.900	2'04.672	<b>185,6</b>	11:19'30.862
7	40.998	35.021	24.110	<b>22.623</b>	2'02.752	185,2	11:21'33.614
8	40.599	<b>35.007</b>	24.014	22.770	<b>2'02.390</b>	184,0	11:23'36.004
9	40.936	35.076	24.071	22.751	2'02.834	185,2	11:25'38.838
10	40.913	35.136	23.990	22.956	2'02.995	184,6	11:27'41.833
11	41.521	35.617	24.162	23.134	2'04.434	184,9	11:29'46.267

35 A. TRIGLIA ()							
Lap	Seg.1	Seg.2	Seg.3	Seg.4	Lap Time	km/h	Local Time
1		36.788	<b>23.915</b>	<b>22.847</b>	2'08.042		11:09'12.387

121 K. PATOVA (2'02.566)

17/09/2017

P = Pits In/Out - C = Lap-Time Cancelled

These data/results cannot be reproduced, stored and/or transmitted in whole or in part by any manner of electronic, mechanical, photocopying, recording, broadcasting or otherwise now known or herein after developed without the previous express consent by the copyright owner, except for reproduction in daily press and regular printed publications on sale to the public within 60 days of the event related to those data/results and always provided that copyright symbol appears together as follows below.

© DORNA WSBK ORGANIZATION Srl 2017

FKR PERUGIA TIMING



Official Tyre Supplier



Official Timekeeper