

Portimao 4.592 m

## Portuguese Round, 15-16-17 September 2017

### World Supersport 300 - Biographical Entry List

No.	Rider (Abbreviation)	Nat	Bike	Wins	Podiums	Pole	Races	Tyres
	Age Date of Birth Place of Birth		Team	2017	2017	2017	2017	
1	<b>2 CARRASCO Ana</b> (Car) 20 10/03/1997 Murcia	ESP	<b>Kawasaki Ninja 300</b> ETG Racing				6	Pirelli
2	<b>6 SCHOTMAN Robert</b> (Sch) 18 03/12/1998 Dordrecht	NED	<b>Yamaha YZF-R3</b> GRT Yamaha WorldSSP300 Team				6	Pirelli
3	<b>7 SETTIMO Nicola</b> (Set) 16 01/11/2000 Camposampietro	ITA	<b>Yamaha YZF-R3</b> 2R Road Racing				5	Pirelli
4	<b>9 DOORAKKERS Ruben</b> (Doo) 16 04/08/2001 Breda	NED	<b>Yamaha YZF-R3</b> MVR Racing				6	Pirelli
5	<b>12 RUSMIPUTRO Ali Adriansyah</b> (Rus) 23 29/09/1993 Jakarta	INA	<b>Yamaha YZF-R3</b> Pertamina Almeria Racing Team				6	Pirelli
6	<b>13 FACCÒ Jacopo</b> (Fac) 17 10/02/2000 Monselice (PD)	ITA	<b>Yamaha YZF-R3</b> SK Racing				5	Pirelli
7	<b>14 DE LA VEGA Enzo</b> (DeL) 18 27/08/1997 Cagnes Sur-Mer	FRA	<b>Yamaha YZF-R3</b> GRT Yamaha WorldSSP300 Team				6	Pirelli
8	<b>15 COPPOLA Alfonso</b> (Cop) 20 15/09/1997 Scafati (SA)	ITA	<b>Yamaha YZF-R3</b> SK Racing	1	4	2	6	Pirelli
9	<b>17 NODERER Gabriel</b> (Nod) 20 31/12/1996 Roth	GER	<b>Honda CBR500R</b> Scuderia Maranga Racing				6	Pirelli
10	<b>18 MURLEY Alex</b> (Mur) 18 20/06/1999 Solihull	GBR	<b>Yamaha YZF-R3</b> Team Toth				6	Pirelli
11	<b>19 ROVELLI Edoardo</b> (RoE) 21 26/01/1996 Gallarate (VA)	ITA	<b>Yamaha YZF-R3</b> ParkinGO DS Junior Team				6	Pirelli
12	<b>20 LOUREIRO Dorren</b> (Lou) 18 21/06/1999 Johannesburg	RSA	<b>Yamaha YZF-R3</b> DS Junior Team				6	Pirelli
13	<b>22 KALININ Mykyta</b> (KaM) 18 22/02/1999 Odessa	UKR	<b>Yamaha YZF-R3</b> Team MOTOXRACING		1		6	Pirelli
14	<b>23 BASTIANELLI Manuel</b> (Bas) 17 15/05/2000 Rome	ITA	<b>Kawasaki Ninja 300</b> 3570 Made in CIV		1		6	Pirelli
15	<b>25 SÁNCHEZ Borja</b> (Sán) 17 21/01/2000 La Coruña	ESP	<b>Yamaha YZF-R3</b> Halcourier Racing			1	6	Pirelli
16	<b>27 ROVELLI Filippo</b> (RoF) 16 02/02/2001 Gallarate (VA)	ITA	<b>Yamaha YZF-R3</b> ParkinGO DS Junior Team			1	6	Pirelli
17	<b>28 GIACOMINI Paolo</b> (Gia) 24 10/02/1993 Macerata	ITA	<b>Yamaha YZF-R3</b> Terra e Moto				6	Pirelli
18	<b>33 VALLE Daniel</b> (Val) 17 29/09/1999 Madrid	ESP	<b>Yamaha YZF-R3</b> Halcourier Racing		1		6	Pirelli
19	<b>35 TRIGLIA Alex</b> (Tri) 17 22/02/2000 Massa	ITA	<b>Honda CBR500R</b> Scuderia Maranga Racing		1		6	Pirelli
20*	<b>41 GARCIA Marc</b> (Gar) 17 01/11/1999 Barcelona	ESP	<b>Yamaha YZF-R3</b> Halcourier Racing	1	3		6	Pirelli
21*	<b>44 LOCHOFF Samuel Aaron</b> (Loc) 15 07/05/2002 Cape Town	RSA	<b>Yamaha YZF-R3</b> Samurai Racing	1	3		6	Pirelli
22	<b>49 CARUSI Marco</b> (Cau) 16 07/01/2001 Imola	ITA	<b>Kawasaki Ninja 300</b> 3570 Made in CIV				2	Pirelli
23	<b>53 GRIMOUX Valentin</b> (Gri) 21 09/08/1996 Laval	FRA	<b>Yamaha YZF-R3</b> Team Toth				3	Pirelli
24	<b>54 CABUK Harun</b> (Cab) 20 01/01/1997 Sakarya	TUR	<b>Kawasaki Ninja 300</b> Kawasaki Puccetti Racing				3	Pirelli
25*	<b>55 HENDRA PRATAMA Galang</b> (Hen) 18 10/03/1999 Yogyakarta	INA	<b>Yamaha YZF-R3</b> Team MOTOXRACING					Pirelli
26	<b>58 FINOCCHIARO Trystan</b> (Fin) 18 27/10/1998 Leicester	GBR	<b>Yamaha YZF-R3</b> 2R Road Racing				1	Pirelli
27*	<b>61 BLIN Daniel</b> (Bli) 15 11/10/2001 Torun	POL	<b>Yamaha YZF-R3</b> Wojcik FHP YART Racing Team				1	Pirelli
28	<b>66 TAYLOR Taz</b> (Tay) 19 29/01/1998 Sutton in Ashfield	GBR	<b>Kawasaki Ninja 300</b> Hel Performance - Benjan Racing					Pirelli
29	<b>75 DEROUE Scott</b> (Der) 21 23/12/1995 Nijkerkerveen	NED	<b>Kawasaki Ninja 300</b> MTM HS Kawasaki	2	3	1	6	Pirelli
30	<b>79 TAYLOR Chris</b> (Tay) 18 28/07/1999 Herley in Arden	GBR	<b>Kawasaki Ninja 300</b> MTM HS Kawasaki	2	3	1	6	Pirelli
31	<b>80 PONTONE Armando</b> (Pon) 25 03/07/1992 Pontecorvo (FR)	ITA	<b>Yamaha YZF-R3</b> IODARacing			1	6	Pirelli
32	<b>84 CARBONERA Michael</b> (Cao) 22 19/07/1995 Cento Di Ferrara	ITA	<b>Yamaha YZF-R3</b> SK Racing			1	6	Pirelli
33	<b>87 LICCIARDI Angelo</b> (Lic) 20 06/10/1996 Genk	BEL	<b>Yamaha YZF-R3</b> Team Trasimeno				6	Pirelli
34	<b>88 PEREZ Mika</b> (Per) 17 05/10/1999 Altea	ESP	<b>Honda CBR500R</b> WILSport Racedays	2	4	2	6	Pirelli
35	<b>99 GRASSIA Paolo</b> (Gra) 17 10/11/1999 S.Maria Capua Vetere (CE)	ITA	<b>Honda CBR500R</b> 3ENNE#Racing			2	4	Pirelli
36	<b>121 PATOVA Kimi</b> (Pat) 15 20/11/2001 Hyvinkää	FIN	<b>Yamaha YZF-R3</b> Kallio Racing				6	Pirelli
37	<b>130 FERREIRA Renzo</b> (Fer) 16 30/07/2001 Campinas	BRA	<b>Yamaha YZF-R3</b> Kallio Racing				6	Pirelli

15/09/2017

\* = Wild Card

These data/results cannot be reproduced, stored and/or transmitted in whole or in part by any manner of electronic, mechanical, photocopying, recording, broadcasting or otherwise now known or herein after developed without the previous express consent by the copyright owner, except for reproduction in daily press and regular printed publications on sale to the public within 60 days of the event related to those data/results and always provided that copyright symbol appears together as follows below.

© DORNA WSBK ORGANIZATION Srl 2017

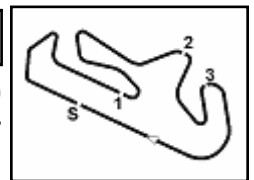
FICR PERUGIA TIMING



Official Tyre Supplier



Official Timekeeper



## Portuguese Round, 15-16-17 September 2017

### World Supersport 300 - Results Free Practice 1st Session

No.	Rider	Nat	Team	Bike	Time	Gap	Rel.	Laps	Speed	
									Avg	Max
1	41 M. GARCIA	ESP	Halcourier Racing	Yamaha YZF-R3	<b>2'01.883</b>			13	135,632	<b>180,0</b>
2	25 B. SÁNCHEZ	ESP	Halcourier Racing	Yamaha YZF-R3	<b>2'02.033</b>	0.150	0.150	13	135,465	<b>181,5</b>
3	33 D. VALLE	ESP	Halcourier Racing	Yamaha YZF-R3	<b>2'02.063</b>	0.180	0.030	13	135,432	<b>177,6</b>
4	75 S. DEROUE	NED	MTM HS Kawasaki	Kawasaki Ninja 300	<b>2'02.273</b>	0.390	0.210	12	135,199	<b>189,8</b>
5	87 A. LICCIARDI	BEL	Team Trasimeno	Yamaha YZF-R3	<b>2'02.541</b>	0.658	0.268	13	134,903	<b>179,4</b>
6	99 P. GRASSIA	ITA	3ENNE#Racing	Honda CBR500R	<b>2'02.721</b>	0.838	0.180	11	134,706	<b>181,2</b>
7	28 P. GIACOMINI	ITA	Terra e Moto	Yamaha YZF-R3	<b>2'02.832</b>	0.949	0.111	12	134,584	<b>180,3</b>
8	6 R. SCHOTMAN	NED	GRT Yamaha WorldSSP300 Team	Yamaha YZF-R3	<b>2'02.853</b>	0.970	0.021	13	134,561	<b>177,3</b>
9	15 A. COPPOLA	ITA	SK Racing	Yamaha YZF-R3	<b>2'02.871</b>	0.988	0.018	13	134,541	<b>185,2</b>
10	88 M. PEREZ	ESP	WILSport Racedays	Honda CBR500R	<b>2'03.053</b>	1.170	0.182	12	134,342	<b>184,0</b>
11	14 E. DE LA VEGA	FRA	GRT Yamaha WorldSSP300 Team	Yamaha YZF-R3	<b>2'03.257</b>	1.374	0.204	13	134,120	<b>178,2</b>
12	80 A. PONTONE	ITA	IODARacing	Yamaha YZF-R3	<b>2'04.057</b>	2.174	0.800	12	133,255	<b>178,5</b>
13	44 S. LOCHOFF	RSA	Samurai Racing	Yamaha YZF-R3	<b>2'04.247</b>	2.364	0.190	12	133,051	<b>173,4</b>
14	2 A. CARRASCO	ESP	ETG Racing	Kawasaki Ninja 300	<b>2'04.394</b>	2.511	0.147	13	132,894	<b>183,1</b>
15	17 G. NODERER	GER	Scuderia Maranga Racing	Honda CBR500R	<b>2'04.443</b>	2.560	0.049	13	132,842	<b>179,7</b>
16	13 J. FACCO	ITA	SK Racing	Yamaha YZF-R3	<b>2'04.739</b>	2.856	0.296	6	132,526	<b>182,1</b>
17	54 H. CABUK	TUR	Kawasaki Puccetti Racing	Kawasaki Ninja 300	<b>2'04.778</b>	2.895	0.039	12	132,485	<b>180,6</b>
18	20 D. LOUREIRO	RSA	DS Junior Team	Yamaha YZF-R3	<b>2'04.782</b>	2.899	0.004	7	132,481	<b>182,4</b>
19	55 G. HENDRA PRATAMA	INA	Team MOTOXRACING	Yamaha YZF-R3	<b>2'04.883</b>	3.000	0.101	9	132,374	<b>177,3</b>
20	19 E. ROVELLI	ITA	ParkinGO DS Junior Team	Yamaha YZF-R3	<b>2'05.043</b>	3.160	0.160	11	132,204	<b>181,5</b>
21	66 T. TAYLOR	GBR	Hel Performance - Benjan Racing	Kawasaki Ninja 300	<b>2'05.051</b>	3.168	0.008	13	132,196	<b>174,5</b>
22	9 R. DOORAKKERS	NED	MVR Racing	Yamaha YZF-R3	<b>2'05.229</b>	3.346	0.178	12	132,008	<b>169,0</b>
23	121 K. PATOVA	FIN	Kallio Racing	Yamaha YZF-R3	<b>2'05.297</b>	3.414	0.068	13	131,936	<b>182,7</b>
24	49 M. CARUSI	ITA	3570 Made in CIV	Kawasaki Ninja 300	<b>2'05.404</b>	3.521	0.107	13	131,824	<b>180,0</b>
25	23 M. BASTIANELLI	ITA	3570 Made in CIV	Kawasaki Ninja 300	<b>2'05.478</b>	3.595	0.074	12	131,746	<b>174,5</b>
26	12 A. RUSMIPUTRO	INA	Pertamina Almeria Racing Team	Yamaha YZF-R3	<b>2'05.498</b>	3.615	0.020	7	131,725	<b>183,1</b>
27	22 M. KALININ	UKR	Team MOTOXRACING	Yamaha YZF-R3	<b>2'05.530</b>	3.647	0.032	4	131,691	<b>175,3</b>
28	130 R. FERREIRA	BRA	Kallio Racing	Yamaha YZF-R3	<b>2'05.699</b>	3.816	0.169	11	131,514	<b>180,6</b>
29	18 A. MURLEY	GBR	Team Toth	Yamaha YZF-R3	<b>2'05.717</b>	3.834	0.018	12	131,495	<b>174,5</b>
30	53 V. GRIMOUX	FRA	Team Toth	Yamaha YZF-R3	<b>2'05.723</b>	3.840	0.006	12	131,489	<b>176,8</b>
31	61 D. BLIN	POL	Wojcik FHP YART Racing Team	Yamaha YZF-R3	<b>2'05.773</b>	3.890	0.050	12	131,437	<b>180,9</b>
32	84 M. CARBONERA	ITA	SK Racing	Yamaha YZF-R3	<b>2'05.977</b>	4.094	0.204	13	131,224	<b>178,8</b>
33	27 F. ROVELLI	ITA	ParkinGO DS Junior Team	Yamaha YZF-R3	<b>2'06.043</b>	4.160	0.066	9	131,155	<b>173,6</b>
34	7 N. SETTIMO	ITA	2R Road Racing	Yamaha YZF-R3	<b>2'06.831</b>	4.948	0.788	13	130,340	<b>182,1</b>
35	79 C. TAYLOR	GBR	MTM HS Kawasaki	Kawasaki Ninja 300	<b>2'07.060</b>	5.177	0.229	12	130,105	<b>177,3</b>
36	35 A. TRIGLIA	ITA	Scuderia Maranga Racing	Honda CBR500R	<b>2'07.061</b>	5.178	0.001	13	130,104	<b>177,9</b>
37	58 T. FINOCCHIARO	GBR	2R Road Racing	Yamaha YZF-R3	<b>2'08.900</b>	7.017	1.839	12	128,248	<b>179,4</b>

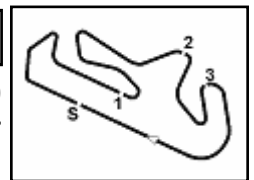
Qualifying Lap Time (107% of 2'01.883): 2'10.416

AIR	Humidity:	52%	Temp:	20°C
TRACK	Condition:	Dry	Temp:	34°C

15/09/2017 Start 12.15 End 12:48 The results are provisional until the end of the time limit for protests and appeals and the completion of the technical checks.

These data/results cannot be reproduced, stored and/or transmitted in whole or in part by any manner of electronic, mechanical, photocopying, recording, broadcasting or otherwise now known or herein after developed without the previous express consent by the copyright owner, except for reproduction in daily press and regular printed publications on sale to the public within 60 days of the event related to those data/results and always provided that copyright symbol appears together as follows below.

© DORNA WSBK ORGANIZATION Srl 2017



## Portuguese Round, 15-16-17 September 2017

### World Supersport 300 - Results Free Practice 1st Session

#### Session Highlights

Local Time	No. Rider	Description
12.15.00		Start
12.34.55	22 M. KALININ	Crashed - Turn 9
12.48.45		End Of Session

#### Fastest Laps Sequence

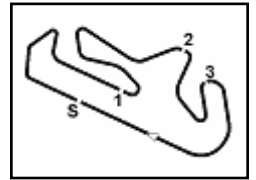
No.	Rider	Nat	Team	Bike	Local Time	Time	Gap	Avg
6	R. SCHOTMAN	NED	GRT Yamaha WorldSSP300 Team	Yamaha YZF-R3	12:19'21.842	<b>2'07.974</b>		129,176
88	M. PEREZ	ESP	WILSport Racedays	Honda CBR500R	12:19'32.186	<b>2'07.293</b>	-0.681	129,867
75	S. DEROUE	NED	MTM HS Kawasaki	Kawasaki Ninja 300	12:19'34.597	<b>2'05.935</b>	-1.358	131,268
41	M. GARCIA	ESP	Halcourier Racing	Yamaha YZF-R3	12:20'08.431	<b>2'05.563</b>	-0.372	131,657
88	M. PEREZ	ESP	WILSport Racedays	Honda CBR500R	12:21'37.643	<b>2'05.457</b>	-0.106	131,768
75	S. DEROUE	NED	MTM HS Kawasaki	Kawasaki Ninja 300	12:21'37.929	<b>2'03.332</b>	-2.125	134,038
33	D. VALLE	ESP	Halcourier Racing	Yamaha YZF-R3	12:24'15.213	<b>2'03.251</b>	-0.081	134,126
41	M. GARCIA	ESP	Halcourier Racing	Yamaha YZF-R3	12:26'18.451	<b>2'03.220</b>	-0.031	134,160
41	M. GARCIA	ESP	Halcourier Racing	Yamaha YZF-R3	12:28'20.826	<b>2'02.375</b>	-0.845	135,086
33	D. VALLE	ESP	Halcourier Racing	Yamaha YZF-R3	12:28'21.030	<b>2'02.063</b>	-0.312	135,432
25	B. SÁNCHEZ	ESP	Halcourier Racing	Yamaha YZF-R3	12:30'24.362	<b>2'02.033</b>	-0.030	135,465
41	M. GARCIA	ESP	Halcourier Racing	Yamaha YZF-R3	12:32'25.305	<b>2'01.883</b>	-0.150	135,632

Start 15/09/2017 12:15 End 12:48 The results are provisional until the end of the time limit for protests and appeals and the completion of the technical checks.

These data/results cannot be reproduced, stored and/or transmitted in whole or in part by any manner of electronic, mechanical, photocopying, recording, broadcasting or otherwise now known or herein after developed without the previous express consent by the copyright owner, except for reproduction in daily press and regular printed publications on sale to the public within 60 days of the event related to those data/results and always provided that copyright symbol appears together as follows below.

© DORNA WSBK ORGANIZATION Srl 2017





## Portuguese Round, 15-16-17 September 2017

### World Supersport 300 - Ideal Times Free Practice 1st Session

Portimao 4.592 m  
1 / 2

Rider No.	Nat	Bike	Seg. 1 Diff. 1	Seg. 2 Diff. 2	Seg. 3 Diff. 3	Seg. 4 Diff. 4	Ideal Time			
							Best Lap	Pos.	Diff.	
1	41 M. GARCIA	ESP	Yamaha YZF-R3	40.306 0.107	<b>34.350</b>	23.875 0.088	<b>22.910</b> 0.247	<b>2'01.441</b> 2'01.883	1	0.442
2	33 D. VALLE	ESP	Yamaha YZF-R3	40.318 0.436	34.378 0.077	23.680	23.174	<b>2'01.550</b> 2'02.063	3	0.513
3	25 B. SÁNCHEZ	ESP	Yamaha YZF-R3	40.342	34.561 0.074	23.557 0.381	23.118	<b>2'01.578</b> 2'02.033	2	0.455
4	75 S. DEROUE	NED	Kawasaki Ninja 300	<b>40.279</b>	34.761 0.338	23.620	23.161 0.114	<b>2'01.821</b> 2'02.273	4	0.452
5	99 P. GRASSIA	ITA	Honda CBR500R	40.400	34.913 0.304	<b>23.511</b>	23.328 0.265	<b>2'02.152</b> 2'02.721	6	0.569
6	15 A. COPPOLA	ITA	Yamaha YZF-R3	40.769 0.247	34.429	23.811 0.276	23.294 0.045	<b>2'02.303</b> 2'02.871	9	0.568
7	87 A. LICCIARDI	BEL	Yamaha YZF-R3	40.615 0.199	34.672 0.035	23.557	23.463	<b>2'02.307</b> 2'02.541	5	0.234
8	28 P. GIACOMINI	ITA	Yamaha YZF-R3	40.618 0.141	34.797 0.201	23.776 0.064	23.235	<b>2'02.426</b> 2'02.832	7	0.406
9	88 M. PEREZ	ESP	Honda CBR500R	40.715 0.066	34.737 0.128	23.728 0.052	23.481 0.146	<b>2'02.661</b> 2'03.053	10	0.392
10	6 R. SCHOTMAN	NED	Yamaha YZF-R3	40.590	34.958	23.759 0.079	23.385 0.082	<b>2'02.692</b> 2'02.853	8	0.161
11	14 E. DE LA VEGA	FRA	Yamaha YZF-R3	41.006 0.252	34.802	23.856	23.341	<b>2'03.005</b> 2'03.257	11	0.252
12	80 A. PONTONE	ITA	Yamaha YZF-R3	40.934 0.309	35.200 0.013	23.979	23.532 0.090	<b>2'03.645</b> 2'04.057	12	0.412
13	44 S. LOCHOFF	RSA	Yamaha YZF-R3	40.953 0.337	34.998	24.280 0.048	23.500 0.131	<b>2'03.731</b> 2'04.247	13	0.516
14	2 A. CARRASCO	ESP	Kawasaki Ninja 300	40.900 0.303	35.151	24.247 0.183	23.519 0.091	<b>2'03.817</b> 2'04.394	14	0.577
15	54 H. CABUK	TUR	Kawasaki Ninja 300	41.124 0.101	35.128 0.105	23.979 0.238	23.678 0.425	<b>2'03.909</b> 2'04.778	17	0.869
16	13 J. FACCO	ITA	Yamaha YZF-R3	41.037 0.183	35.025 0.414	24.470	23.458 0.152	<b>2'03.990</b> 2'04.739	16	0.749
17	55 G. HENDRA PRATAMA	INA	Yamaha YZF-R3	41.171	35.128 0.427	24.046 0.201	23.910	<b>2'04.255</b> 2'04.883	19	0.628
18	17 G. NODERER	GER	Honda CBR500R	41.354	35.339	24.050 0.077	23.623	<b>2'04.366</b> 2'04.443	15	0.077
19	19 E. ROVELLI	ITA	Yamaha YZF-R3	41.052 0.465	35.504 0.090	24.172	23.724 0.036	<b>2'04.452</b> 2'05.043	20	0.591
20	20 D. LOUREIRO	RSA	Yamaha YZF-R3	41.490	35.251	24.174	23.567 0.300	<b>2'04.482</b> 2'04.782	18	0.300
21	9 R. DOORAKKERS	NED	Yamaha YZF-R3	41.358	35.376 0.237	24.374 0.230	23.413 0.241	<b>2'04.521</b> 2'05.229	22	0.708
22	121 K. PATOVA	FIN	Yamaha YZF-R3	41.390	35.470 0.090	24.398 0.393	23.430 0.126	<b>2'04.688</b> 2'05.297	23	0.609
23	23 M. BASTIANELLI	ITA	Kawasaki Ninja 300	41.510	35.619	24.242 0.084	23.355 0.668	<b>2'04.726</b> 2'05.478	25	0.752
24	66 T. TAYLOR	GBR	Kawasaki Ninja 300	41.628 0.138	35.393	24.480	23.230 0.182	<b>2'04.731</b> 2'05.051	21	0.320
25	22 M. KALININ	UKR	Yamaha YZF-R3	41.720	35.447 0.113	24.110 0.659	23.481	<b>2'04.758</b> 2'05.530	27	0.772
26	27 F. ROVELLI	ITA	Yamaha YZF-R3	41.543 0.497	35.052	24.316 0.246	23.927 0.462	<b>2'04.838</b> 2'06.043	33	1.205
27	130 R. FERREIRA	BRA	Yamaha YZF-R3	41.656 0.059	35.489 0.589	24.385	23.357 0.164	<b>2'04.887</b> 2'05.699	28	0.812
28	61 D. BLIN	POL	Yamaha YZF-R3	41.604	35.454 0.318	24.290 0.045	23.707 0.355	<b>2'05.055</b> 2'05.773	31	0.718
29	53 V. GRIMOUX	FRA	Yamaha YZF-R3	41.565 0.025	35.342 0.400	24.113 0.085	24.055 0.138	<b>2'05.075</b> 2'05.723	30	0.648
30	49 M. CARUSI	ITA	Kawasaki Ninja 300	41.710	35.571	24.233 0.036	23.601 0.253	<b>2'05.115</b> 2'05.404	24	0.289
31	84 M. CARBONERA	ITA	Yamaha YZF-R3	41.580 0.318	35.663	24.237	23.777 0.402	<b>2'05.257</b> 2'05.977	32	0.720

15/09/2017

These data/results cannot be reproduced, stored and/or transmitted in whole or in part by any manner of electronic, mechanical, photocopying, recording, broadcasting or otherwise now known or herein after developed without the previous express consent by the copyright owner, except for reproduction in daily press and regular printed publications on sale to the public within 60 days of the event related to those data/results and always provided that copyright symbol appears together as follows below.

© DORNA WSBK ORGANIZATION Srl 2017

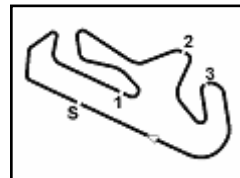
FICR PERUGIA TIMING



Official Tyre Supplier



Official Timekeeper



## Portuguese Round, 15-16-17 September 2017

### World Supersport 300 - Ideal Times Free Practice 1st Session

Portimao 4.592 m

2 / 2

Rider No.	No.	Rider Name	Nat	Bike	Seg. 1 Diff. 1	Seg. 2 Diff. 2	Seg. 3 Diff. 3	Seg. 4 Diff. 4	Ideal Time		
									Best Lap	Pos.	Diff.
32	12	A. RUSMIPUTRO	INA	Yamaha YZF-R3	41.520	35.533	24.197	24.149 0.099	<b>2'05.399</b> 2'05.498	26	0.099
33	18	A. MURLEY	GBR	Yamaha YZF-R3	41.494	35.495	24.511	24.120 0.097	<b>2'05.620</b> 2'05.717	29	0.097
34	35	A. TRIGLIA	ITA	Honda CBR500R	41.890 0.134	35.957	24.209 0.805	24.038 0.028	<b>2'06.094</b> 2'07.061	36	0.967
35	79	C. TAYLOR	GBR	Kawasaki Ninja 300	41.709 0.303	36.073 0.437	24.507 0.158	23.873	<b>2'06.162</b> 2'07.060	35	0.898
36	7	N. SETTIMO	ITA	Yamaha YZF-R3	41.529	36.276	24.736	23.946 0.344	<b>2'06.487</b> 2'06.831	34	0.344
37	58	T. FINOCCHIARO	GBR	Yamaha YZF-R3	42.696 0.286	36.047 0.190	24.964	24.289 0.428	<b>2'07.996</b> 2'08.900	37	0.904
<b>Overall Ideal Time</b>					40.279	34.350	23.511	22.910	<b>2'01.050</b>		

15/09/2017

These data/results cannot be reproduced, stored and/or transmitted in whole or in part by any manner of electronic, mechanical, photocopying, recording, broadcasting or otherwise now known or herein after developed without the previous express consent by the copyright owner, except for reproduction in daily press and regular printed publications on sale to the public within 60 days of the event related to those data/results and always provided that copyright symbol appears together as follows below.

© DORNA WSBK ORGANIZATION Srl 2017

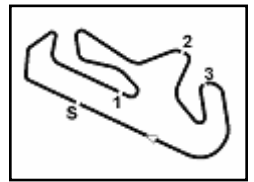
FKR PERUGIA TIMING



Official Tyre Supplier



Official Timekeeper



## Portuguese Round, 15-16-17 September 2017

### World Supersport 300 - Chronological Analysis Free Practice 1st Session

<b>1° 41 M. GARCIA (2'01.883)</b>								12	40.615	35.243	23.891	23.327	2'03.076	177,3	12:44'09.860	
Lap	Seg.1	Seg.2	Seg.3	Seg.4	Lap Time	km/h	Local Time	13	40.286	<b>34.761</b>	23.806	23.522	2'02.375	177,3	12:46'12.235	
1		46.642	30.347	28.601			12:18'02.868									
2	42.036	35.574	24.525	23.428	2'05.563	171,7	12:20'08.431									
3	41.155	35.238	24.086	<b>22.910</b>	2'03.389	<b>180,0</b>	12:22'11.820									
4	40.869	34.866	24.245	23.431	2'03.411	173,9	12:24'15.231									
5	40.520	35.384	23.952	23.364	2'03.220	177,3	12:26'18.451									
6	40.604	34.480	24.039	23.252	2'02.375	170,6	12:28'20.826									
7	40.798	34.629	23.959	23.210	2'02.596	178,2	12:30'23.422									
8	40.413	<b>34.350</b>	23.963	23.157	<b>2'01.883</b>	176,8	12:32'25.305									
9	40.556	34.531	23.986	24.056	2'03.129	171,7	12:34'28.434									
10	40.614	34.436	24.523	25.133	2'04.706	177,6	12:36'33.140									
11	<b>40.306</b>	47.325	35.790	32.922	2'36.343	174,2	12:39'09.483									
12	40.664	34.852	23.932	23.432	2'02.880	172,0	12:41'12.363									
13	40.466	34.945	25.686	24.715	2'05.812	172,2	12:43'18.175									
14	40.559	34.533	<b>23.875</b>	23.292	2'02.259	173,1	12:45'20.434									
								<b>5° 87 A. LICCIARDI (2'02.541)</b>								
Lap	Seg.1	Seg.2	Seg.3	Seg.4	Lap Time	km/h	Local Time	1 <td></td> <td>37.144</td> <td>25.307</td> <td>23.950</td> <td></td> <td></td> <td>12:17'45.202</td>		37.144	25.307	23.950			12:17'45.202	
2	42.196	36.054	24.976	23.757	2'06.983	176,5	12:19'52.185									
3	41.048	35.282	24.066	23.633	2'04.029	177,3	12:21'56.214									
4	41.513	35.383	23.978	23.776	2'04.660	173,9	12:24'00.864									
5	41.161	35.086	24.077	31.922	2'12.246P	176,2	12:26'13.110									
6	2'10.736	35.743	24.095	23.653	3'34.227P											
7	40.815	35.171	24.057	23.471	2'03.514	<b>179,4</b>	12:31'50.851									
8	<b>40.615</b>	35.330	24.261	24.659	2'04.865	176,5	12:33'55.716									
9	41.521	34.873	23.999	23.772	2'04.165	169,5	12:35'59.881									
10	40.850	34.804	23.882	23.973	2'03.509	175,3	12:38'03.390									
11	40.869	34.791	23.711	24.103	2'03.474	173,4	12:40'06.864									
12	40.814	34.707	<b>23.557</b>	<b>23.463</b>	<b>2'02.541</b>	174,2	12:42'09.405									
13	40.642	<b>34.672</b>	23.827	23.834	2'02.975	<b>179,4</b>	12:44'12.380									
14	40.808	34.682	23.900	24.076	2'03.466	171,7	12:46'15.846									
								<b>6° 99 P. GRASSIA (2'02.721)</b>								
Lap	Seg.1	Seg.2	Seg.3	Seg.4	Lap Time	km/h	Local Time	1 <td></td> <td>45.906</td> <td>33.497</td> <td>26.710</td> <td></td> <td></td> <td>12:17'55.688</td>		45.906	33.497	26.710			12:17'55.688	
2	42.915	36.632	24.003	24.004	2'07.554	172,8	12:20'03.242									
3	41.151	35.222	23.797	23.653	2'03.823	178,2	12:22'07.065									
4	40.876	35.944	24.205	23.935	2'04.960	176,5	12:24'12.025									
5	40.836	35.162	23.812	23.499	2'03.309	176,2	12:26'15.334									
6	41.155	<b>34.913</b>	24.214	40.466	2'20.748P	179,7	12:28'36.082									
7	4'23.322	38.798	23.912	<b>23.328</b>	5'49.360P		12:34'25.442									
8	40.489	35.097	23.836	23.460	2'02.882	<b>181,2</b>	12:36'28.324									
9	44.620	41.979	27.818	23.977	2'18.394	176,5	12:38'46.718									
10	40.796	35.069	23.775	23.660	2'03.300	175,9	12:40'50.018									
11	47.949	35.268	25.379	23.421	2'12.017	175,0	12:43'02.035									
12	<b>40.400</b>	35.217	<b>23.511</b>	23.593	<b>2'02.721</b>	179,4	12:45'04.756									
								<b>7° 28 P. GIACOMINI (2'02.832)</b>								
Lap	Seg.1	Seg.2	Seg.3	Seg.4	Lap Time	km/h	Local Time	1 <td></td> <td>41.915</td> <td>28.137</td> <td>25.444</td> <td></td> <td></td> <td>12:17'42.978</td>		41.915	28.137	25.444			12:17'42.978	
2	43.510	36.753	24.686	24.117	2'09.066	176,5	12:19'52.044									
3	41.512	35.627	24.475	23.693	2'05.307	174,8	12:21'57.351									
4	41.275	34.962	24.143	23.668	2'04.048	171,7	12:24'01.399									
5	40.838	37.753	24.446	23.794	2'06.831	176,5	12:26'08.230									
6	41.517	40.159	28.432	23.812	2'13.920	174,5	12:28'22.150									
7	40.759	34.998	23.840	<b>23.235</b>	<b>2'02.832</b>	175,9	12:30'24.982									
8	41.134	35.322	24.144	23.834	2'04.434	<b>180,3</b>	12:32'29.416									
9	<b>40.618</b>	42.646	24.457	31.770	2'19.491P	170,9	12:34'48.907									
10	2'38.097	35.636	25.088	24.383	4'03.204P		12:38'52.111									
11	41.144	34.970	24.025	23.582	2'03.721	169,0	12:40'55.832									
12	40.893	35.894	24.153	23.558	2'04.498	173,1	12:43'00.330									
13	40.890	<b>34.797</b>	<b>23.776</b>	23.978	2'03.441	175,0	12:45'03.771									
								<b>8° 6 R. SCHOTMAN (2'02.853)</b>								
Lap	Seg.1	Seg.2	Seg.3	Seg.4	Lap Time	km/h	Local Time	1 <td></td> <td>37.477</td> <td>25.460</td> <td>24.617</td> <td></td> <td></td> <td>12:17'13.868</td>		37.477	25.460	24.617			12:17'13.868	
2	43.263	35.952	24.566	24.193	2'07.974	169,3	12:19'21.842									
3	42.407	35.665	24.365	23.738	2'06.175	171,7	12:21'28.017									
4	41.579	35.361	24.241	23.865	2'05.046	170,6	12:23'33.063									
5	43.292	50.157	31.544	24.062	2'29.055	170,9	12:26'02.118									
6	40.896	35.178	24.614	23.606	2'04.294	<b>177,3</b>	12:28'06.412									
7	41.245	35.211	24.097	23.477	2'04.030	173,6	12:30'10.442									
8	41.844	39.156	24.220	24.045	2'09.265	172,5	12:32'19.707									
9	41.132	35.059	23.845	23.725	2'03.761	172,2	12:34'23.468									
10	42.695	35.552	24.226	<b>23.385</b>	2'05.858	171,2	12:36'29.326									
11	42.975	44.929	29.349	23.927	2'21.180	175,3	12:38'50.506									

15/09/2017

**P = Pits In/Out - C = Lap-Time Cancelled**

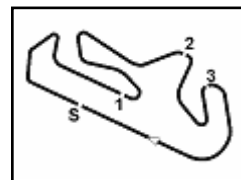
These data/results cannot be reproduced, stored and/or transmitted in whole or in part by any manner of electronic, mechanical, photocopying, recording, broadcasting or otherwise now known or herein after developed without the previous express consent by the copyright owner, except for reproduction in daily press and regular printed publications on sale to the public within 60 days of the event related to those data/results and always provided that copyright symbol appears together as follows below.

© DORNA WSBK ORGANIZATION Srl 2017









Portimao 4.592 m

## Portuguese Round, 15-16-17 September 2017

### World Supersport 300 - Chronological Analysis Free Practice 1st Session

4 / 5

3	43.460	37.050	25.271	24.575	2'10.356	<b>174,5</b>	12:22'16.791	1		39.608	26.929	25.231				12:17'37.597
4	42.653	37.053	24.951	24.891	2'09.548	173,4	12:24'26.339	2	44.087	37.417	25.495	24.908	2'11.907	168,2	12:19'49.504	
5	42.753	36.806	24.764	24.445	2'08.768	167,4	12:26'35.107	3	42.592	36.977	25.108	24.181	2'08.858	173,1	12:21'58.362	
6	45.813	39.941	25.284	34.372	2'25.410P	169,3	12:29'00.517	4	42.329	36.374	24.790	24.685	2'08.178	172,0	12:24'06.540	
7	1'54.170	36.410	24.401	24.259	3'19.240P		12:32'19.757	5	42.640	36.152	24.550	24.618	2'07.960	169,5	12:26'14.500	
8	41.951	35.750	24.955	23.728	2'06.384	174,2	12:34'26.141	6	42.611	35.772	25.048	24.187	2'07.618	167,4	12:28'22.118	
9	<b>41.510</b>	<b>35.619</b>	24.326	24.023	<b>2'05.478</b>	174,2	12:36'31.169	7	41.590	35.742	24.198	24.193	<b>2'05.723</b>	<b>176,8</b>	12:30'27.841	
10	41.787	36.514	26.108	24.127	2'08.536	171,2	12:38'40.155	8	41.839	36.020	24.439	24.530	2'06.828	173,4	12:32'34.669	
11	47.405	36.085	<b>24.242</b>	23.726	2'11.458	167,4	12:40'51.613	9	<b>41.565</b>	35.943	<b>24.113</b>	24.326	2'05.947	174,2	12:34'40.616	
12	41.791	36.242	24.267	23.736	2'06.036	172,2	12:42'57.649	10	43.332	36.144	24.420	31.151	2'15.047P	169,8	12:36'55.663	
13	41.518	35.900	26.360	<b>23.355</b>	2'07.133	174,2	12:45'04.782	11	2'45.211	35.802	24.291	24.517	4'09.821P		12:41'05.484	
								12	42.197	35.536	24.571	<b>24.055</b>	2'06.359	170,6	12:43'11.843	
								13	42.127	<b>35.342</b>	24.232	24.201	2'05.902	172,8	12:45'17.745	
<b>26° 12 A. RUSMIPUTRO (2'05.498)</b>																
Lap	Seg.1	Seg.2	Seg.3	Seg.4	Lap Time	km/h	Local Time									
1		39.825	26.857	26.164			12:17'42.897									
2	44.097	37.108	25.155	24.586	2'10.946	176,2	12:19'53.843									
3	42.041	35.862	25.570	41.515	2'24.988P	<b>163,1</b>	12:22'18.831									
4	13'23.221	36.323	25.405	24.938	14'49.887P		12:37'08.718									
5	42.292	35.616	24.710	24.264	2'06.882	170,3	12:39'15.600									
6	41.592	35.619	24.579	<b>24.149</b>	2'05.939	173,1	12:41'21.539									
7	41.540	35.539	24.599	24.191	2'05.869	170,1	12:43'27.408									
8	<b>41.520</b>	<b>35.533</b>	<b>24.197</b>	24.248	<b>2'05.498</b>	171,2	12:45'32.906									
<b>31° 61 D. BLIN (2'05.773)</b>																
Lap	Seg.1	Seg.2	Seg.3	Seg.4	Lap Time	km/h	Local Time									
1							12:17'21.903									
2	43.802	37.725	25.777	24.688	2'11.992	168,5	12:19'33.895									
3	42.389	36.326	24.863	23.918	2'07.496	<b>180,9</b>	12:21'41.391									
4	43.220	36.415	25.042	24.513	2'09.190	170,3	12:23'50.581									
5	41.868	36.764	25.960	24.368	2'08.960	177,6	12:25'59.541									
6	42.431	36.952	24.636	<b>23.707</b>	2'07.726	173,1	12:28'07.267									
7	42.907	36.599	25.719	23.980	2'09.205	173,1	12:30'16.472									
8	41.898	35.662	24.969	32.666	2'15.195P	172,2	12:32'31.667									
9	3'56.909	35.987	25.103	24.489	5'22.488P		12:37'54.155									
10	41.950	<b>35.454</b>	27.076	24.384	2'08.864	171,7	12:40'03.019									
11	42.039	36.191	<b>24.290</b>	23.900	2'06.420	171,7	12:42'09.439									
12	<b>41.604</b>	35.772	24.335	24.062	<b>2'05.773</b>	176,2	12:44'15.212									
13	41.734	35.625	24.488	24.313	2'06.160	170,1	12:46'21.372									
<b>32° 84 M. CARBONERA (2'05.977)</b>																
Lap	Seg.1	Seg.2	Seg.3	Seg.4	Lap Time	km/h	Local Time									
1							12:17'29.206									
2	43.062	37.547	25.210	24.662	2'10.481	<b>178,8</b>	12:19'39.687									
3	43.243	36.520	25.348	24.332	2'09.443	174,5	12:21'49.130									
4	42.658	36.925	25.246	24.502	2'09.331	173,1	12:23'58.461									
5	42.813	36.506	24.714	24.210	2'08.243	173,6	12:26'06.704									
6	42.630	36.493	35.886	24.261	2'19.270	174,2	12:28'25.974									
7	42.782	36.044	25.056	24.224	2'08.106	172,0	12:30'34.080									
8	42.095	35.849	25.648	24.471	2'08.063	168,0	12:32'42.143									
9	45.407	36.104	24.519	24.509	2'10.539	164,4	12:34'52.682									
10	42.619	35.888	24.245	<b>23.777</b>	2'06.529	165,9	12:36'59.211									
11	<b>41.580</b>	35.818	24.449	24.181	2'06.028	176,5	12:39'05.239									
12	43.522	38.780	27.559	26.712	2'16.573	170,1	12:41'21.812									
13	42.167	35.896	24.649	24.492	2'07.204	166,7	12:43'29.016									
14	41.898	<b>35.663</b>	<b>24.237</b>	24.179	<b>2'05.977</b>	168,5	12:45'34.993									
<b>33° 27 F. ROVELLI (2'06.043)</b>																
Lap	Seg.1	Seg.2	Seg.3	Seg.4	Lap Time	km/h	Local Time									
1							12:17'49.725									
2	42.903	36.617	25.184	24.426	2'09.130	169,8	12:19'58.855									
3	43.311	47.381	27.943	30.197	2'28.832P	<b>173,6</b>	12:22'27.687									
4	6'26.793	38.525	24.762	24.112	7'54.192P		12:30'21.879									
5	46.383	35.791	24.664	24.377	2'11.215	172,5	12:32'33.094									
6	42.306	35.626	<b>24.316</b>	<b>23.927</b>	2'06.175	170,9	12:34'39.269									
7	<b>41.543</b>	36.663	24.635	24.264	2'07.105	169,8	12:36'46.374									
8	42.027	35.975	25.454	29.320	2'12.776P	170,9	12:38'59.150									
9	3'53.941	37.446	24.571	24.217	5'20.175P		12:44'19.325									
10	42.040	<b>35.052</b>	24.562	24.389	<b>2'06.043</b>	168,5	12:46'25.368									
<b>34° 7 N. SETTIMO (2'06.831)</b>																
Lap	Seg.1	Seg.2	Seg.3	Seg.4	Lap Time	km/h	Local Time									
1							12:17'43.940									
2	43.343	37.348	25.187	24.485	2'10.363	177,0	12:19'54.303									

15/09/2017

P = Pits In/Out - C = Lap-Time Cancelled

These data/results cannot be reproduced, stored and/or transmitted in whole or in part by any manner of electronic, mechanical, photocopying, recording, broadcasting or otherwise now known or herein after developed without the previous express consent by the copyright owner, except for reproduction in daily press and regular printed publications on sale to the public within 60 days of the event related to those data/results and always provided that copyright symbol appears together as follows below.

© DORNA WSBK ORGANIZATION Srl 2017

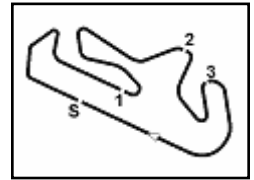
PIRELLI PERUGIA TIMING



Official Tyre Supplier



Official Timekeeper



## Portuguese Round, 15-16-17 September 2017

### World Supersport 300 - Chronological Analysis Free Practice 1st Session

3	42.196	36.793	25.663	24.462	2'09.114	<b>182,1</b>	12:22'03.417
4	42.344	37.064	25.157	24.530	2'09.095	177,0	12:24'12.512
5	42.566	37.129	24.764	24.523	2'08.982	169,5	12:26'21.494
6	41.758	36.429	24.749	24.306	2'07.242	175,6	12:28'28.736
7	41.647	36.504	24.744	<b>23.946</b>	2'06.841	177,9	12:30'35.577
8	<b>41.529</b>	<b>36.276</b>	<b>24.736</b>	24.290	<b>2'06.831</b>	177,0	12:32'42.408
9	42.606	37.101	26.982	33.642	2'20.331P	170,6	12:35'02.739
10	1'58.907	36.318	24.982	24.710	3'24.917P		12:38'27.656
11	42.822	37.078	25.020	24.798	2'09.718	168,5	12:40'37.374
12	42.887	37.115	24.983	24.777	2'09.762	167,4	12:42'47.136
13	42.761	37.222	24.841	24.759	2'09.583	168,5	12:44'56.719
14	45.903	40.604	25.279	25.155	2'16.941	164,1	12:47'13.660

35° 79 C. TAYLOR (2'07.060)							
Lap	Seg.1	Seg.2	Seg.3	Seg.4	Lap Time	km/h	Local Time
1		40.254	27.635	25.176			12:17'39.774
2	44.733	38.441	26.117	24.414	2'13.705	171,2	12:19'53.479
3	42.525	37.120	25.573	24.523	2'09.741	<b>177,3</b>	12:22'03.220
4	42.833	37.104	25.461	24.216	2'09.614	173,4	12:24'12.834
5	42.152	36.814	24.866	24.066	2'07.898	177,0	12:26'20.732
6	42.144	36.334	24.759	24.124	2'07.361	171,2	12:28'28.093
7	42.012	36.510	24.665	<b>23.873</b>	<b>2'07.060</b>	175,6	12:30'35.153
8	41.788	37.233	25.137	35.120	2'19.278P	175,3	12:32'54.431
9	1'53.347	36.716	24.999	24.629	3'19.691P		12:36'14.122
10	42.882	36.597	<b>24.507</b>	24.772	2'08.758	167,7	12:38'22.880
11	42.039	37.294	24.549	24.284	2'08.166	168,0	12:40'31.046
12	<b>41.709</b>	36.332	24.810	32.386	2'15.237P	174,8	12:42'46.283
13	1'10.092	<b>36.073</b>	24.761	24.089	2'35.015P		12:45'21.298

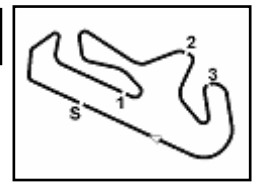
36° 35 A. TRIGLIA (2'07.061)							
Lap	Seg.1	Seg.2	Seg.3	Seg.4	Lap Time	km/h	Local Time
1		38.654	26.676	25.345			12:17'21.795
2	43.413	37.779	25.480	24.659	2'11.331	173,9	12:19'33.126
3	42.204	36.710	25.091	<b>24.038</b>	2'08.043	174,2	12:21'41.169
4	43.078	36.436	24.848	24.328	2'08.690	175,3	12:23'49.859
5	42.161	36.535	27.307	24.639	2'10.642	172,0	12:26'00.501
6	42.417	36.723	25.077	25.192	2'09.409	173,9	12:28'09.910
7	42.024	<b>35.957</b>	25.014	24.066	<b>2'07.061</b>	174,2	12:30'16.971
8	41.936	35.984	25.136	35.687	2'18.743P	<b>177,9</b>	12:32'35.714
9	2'12.245	36.916	25.621	24.782	3'39.564P		12:36'15.278
10	42.383	36.430	24.633	24.708	2'08.154	169,5	12:38'23.432
11	<b>41.890</b>	36.604	24.318	24.505	2'07.317	171,4	12:40'30.749
12	42.496	38.981	24.499	24.876	2'10.852	170,3	12:42'41.601
13	42.295	36.441	<b>24.209</b>	24.515	2'07.460	167,7	12:44'49.061
14	42.509	36.771	26.793	24.717	2'10.790	166,9	12:46'59.851

37° 58 T. FINOCCHIARO (2'08.900)							
Lap	Seg.1	Seg.2	Seg.3	Seg.4	Lap Time	km/h	Local Time
1		40.819	28.172	25.237			12:18'10.179
2	45.709	38.345	27.318	25.106	2'16.478	169,0	12:20'26.657
3	44.645	37.437	27.016	45.071	2'34.169P	168,5	12:23'00.826
4	1'23.146	38.702	27.154	25.052	2'54.054P		12:25'54.880
5	43.965	37.040	26.825	24.549	2'12.379	165,6	12:28'07.259
6	<b>42.696</b>	36.624	26.629	<b>24.289</b>	2'10.238	176,8	12:30'17.497
7	43.043	36.714	25.638	24.418	2'09.813	175,6	12:32'27.310
8	42.774	36.677	25.275	24.393	2'09.119	177,0	12:34'36.429
9	42.982	36.237	<b>24.964</b>	24.717	<b>2'08.900</b>	169,8	12:36'45.329
10	43.056	36.571	26.272	24.299	2'10.198	166,9	12:38'55.527
11	43.976	36.540	25.284	24.363	2'10.163	<b>179,4</b>	12:41'05.690
12	42.845	<b>36.047</b>	25.146	34.908	2'18.946P	173,9	12:43'24.636
13	1'56.258	36.245	25.269	24.889	3'22.661P		12:46'47.297

15/09/2017 P = Pits In/Out - C = Lap-Time Cancelled

These data/results cannot be reproduced, stored and/or transmitted in whole or in part by any manner of electronic, mechanical, photocopying, recording, broadcasting or otherwise now known or herein after developed without the previous express consent by the copyright owner, except for reproduction in daily press and regular printed publications on sale to the public within 60 days of the event related to those data/results and always provided that copyright symbol appears together as follows below.

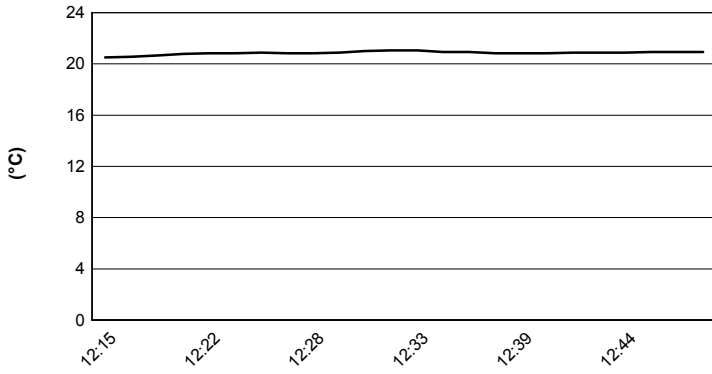
© DORNA WSBK ORGANIZATION Srl 2017



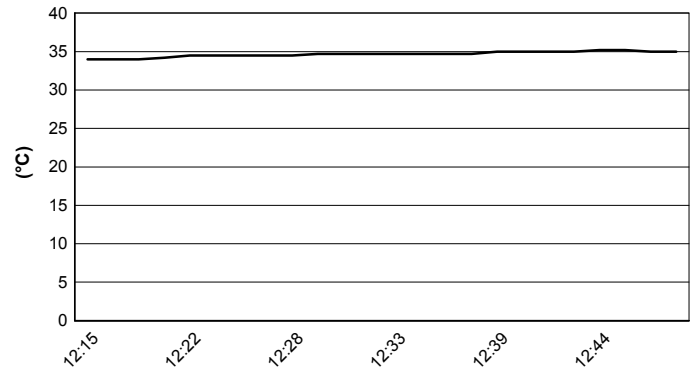
Portimao 4.592 m

**Portuguese Round, 15-16-17 September 2017**  
**World Supersport 300 - Weather Report Free Practice 1st Session**  
 Session started 12:15 - Session ended 12:48

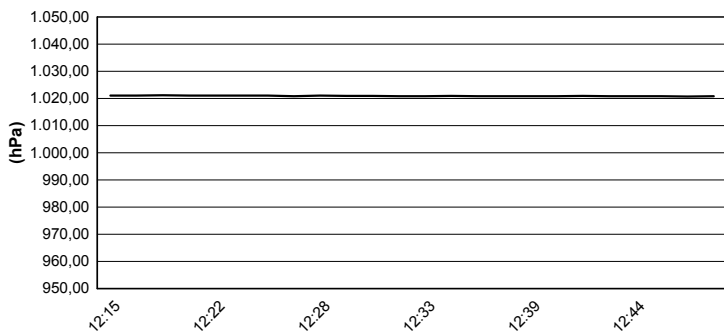
**Air Temperature**



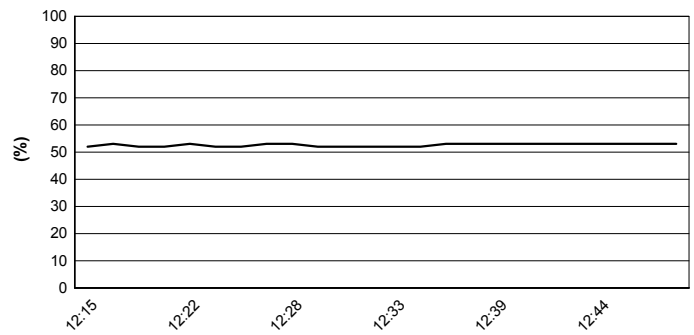
**Track Temperature**



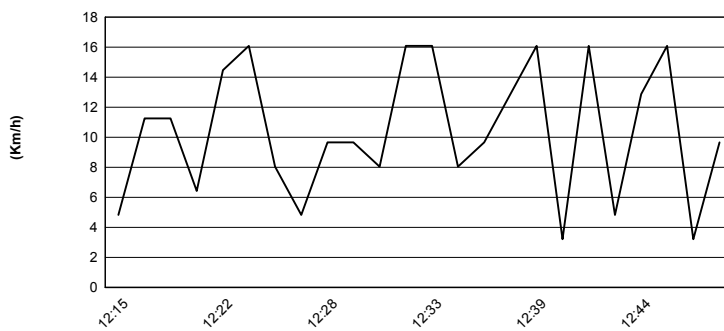
**Air Pressure**



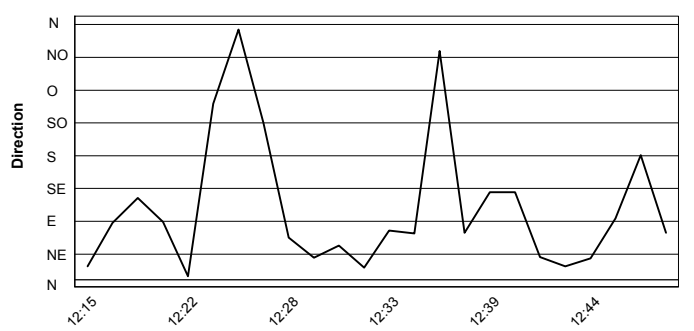
**Humidity**



**Wind Speed**



**Wind Direction**



15/09/2017

These data/results cannot be reproduced, stored and/or transmitted in whole or in part by any manner of electronic, mechanical, photocopying, recording, broadcasting or otherwise now known or herein after developed without the previous express consent by the copyright owner, except for reproduction in daily press and regular printed publications on sale to the public within 60 days of the event related to those data/results and always provided that copyright symbol appears together as follows below.

© DORNA WSBK ORGANIZATION Srl 2017



Official Tyre Supplier



Official Timekeeper