

Portuguese Round, 15-16-17 September 2017

World Supersport 300 - Chronological Analysis Free Practice 1st Session

1° 41 M. GARCIA (2'01.883)

Lap	Seg.1	Seg.2	Seg.3	Seg.4	Lap Time	km/h	Local Time
1		46.642	30.347	28.601			12:18'02.868
2	42.036	35.574	24.525	23.428	2'05.563	171,7	12:20'08.431
3	41.155	35.238	24.086	22.910	2'03.389	180,0	12:22'11.820
4	40.869	34.866	24.245	23.431	2'03.411	173,9	12:24'15.231
5	40.520	35.384	23.952	23.364	2'03.220	177,3	12:26'18.451
6	40.604	34.480	24.039	23.252	2'02.375	170,6	12:28'20.826
7	40.798	34.629	23.959	23.210	2'02.596	178,2	12:30'23.422
8	40.413	34.350	23.963	23.157	2'01.883	176,8	12:32'25.305
9	40.556	34.531	23.986	24.056	2'03.129	171,7	12:34'28.434
10	40.614	34.436	24.523	25.133	2'04.706	177,6	12:36'33.140
11	40.306	47.325	35.790	32.922	2'36.343	174,2	12:39'09.483
12	40.664	34.852	23.932	23.432	2'02.880	172,0	12:41'12.363
13	40.466	34.945	25.686	24.715	2'05.812	172,2	12:43'18.175
14	40.559	34.533	23.875	23.292	2'02.259	173,1	12:45'20.434

12	40.615	35.243	23.891	23.327	2'03.076	177,3	12:44'09.860
13	40.286	34.761	23.806	23.522	2'02.375	177,3	12:46'12.235

5° 87 A. LICCIARDI (2'02.541)

Lap	Seg.1	Seg.2	Seg.3	Seg.4	Lap Time	km/h	Local Time
1		37.144	25.307	23.950			12:17'45.202
2	42.196	36.054	24.976	23.757	2'06.983	176,5	12:19'52.185
3	41.048	35.282	24.066	23.633	2'04.029	177,3	12:21'56.214
4	41.513	35.383	23.978	23.776	2'04.650	173,9	12:24'00.864
5	41.161	35.086	24.077	31.922	2'12.246P	176,2	12:26'13.110
6	2'10.736	35.743	24.095	23.653	3'34.227P		12:29'47.337
7	40.815	35.171	24.057	23.471	2'03.514	179,4	12:31'50.851
8	40.615	35.330	24.261	24.659	2'04.865	176,5	12:33'55.716
9	41.521	34.873	23.999	23.772	2'04.165	169,5	12:35'59.881
10	40.850	34.804	23.882	23.973	2'03.509	175,3	12:38'03.390
11	40.869	34.791	23.711	24.103	2'03.474	173,4	12:40'06.864
12	40.814	34.707	23.557	23.463	2'02.541	174,2	12:42'09.405
13	40.642	34.672	23.827	23.834	2'02.975	179,4	12:44'12.380
14	40.808	34.682	23.900	24.076	2'03.466	171,7	12:46'15.846

2° 25 B. SÁNCHEZ (2'02.033)

Lap	Seg.1	Seg.2	Seg.3	Seg.4	Lap Time	km/h	Local Time
1		43.347	28.463	23.895			12:17'42.860
2	41.971	35.866	24.412	24.237	2'06.486	176,8	12:19'49.346
3	41.880	35.327	24.382	23.707	2'05.296	171,7	12:21'54.642
4	41.496	35.183	23.923	23.390	2'03.992	170,6	12:23'58.634
5	45.286	35.390	24.524	23.356	2'08.556	177,9	12:26'07.190
6	41.218	46.915	23.872	23.134	2'15.139	180,0	12:28'22.329
7	40.342	34.635	23.938	23.118	2'02.033	181,5	12:30'24.362
8	41.183	34.561	23.852	23.239	2'02.835	181,2	12:32'27.197
9	41.033	34.655	23.557	23.343	2'02.588	172,5	12:34'29.785
10	40.598	34.627	23.848	24.178	2'03.251	174,5	12:36'33.036
11	40.784	35.399	26.026	26.682	2'08.891	175,3	12:38'41.927
12	55.589	35.667	24.680	23.254	2'19.190	169,5	12:41'01.117
13	40.649	34.728	23.708	23.556	2'02.641	180,6	12:43'03.758
14	41.773	34.819	24.456	23.648	2'04.696	171,4	12:45'08.454

6° 99 P. GRASSIA (2'02.721)

Lap	Seg.1	Seg.2	Seg.3	Seg.4	Lap Time	km/h	Local Time
1		45.906	33.497	26.710			12:17'55.688
2	42.915	36.632	24.003	24.004	2'07.554	172,8	12:20'03.242
3	41.151	35.222	23.797	23.653	2'03.823	178,2	12:22'07.065
4	40.876	35.944	24.205	23.935	2'04.960	176,5	12:24'12.025
5	40.836	35.162	23.812	23.499	2'03.309	176,2	12:26'15.334
6	41.155	34.913	24.214	40.466	2'20.748P	179,7	12:28'36.082
7	4'23.322	38.798	23.912	23.328	5'49.360P		12:34'25.442
8	40.489	35.097	23.836	23.460	2'02.882	181,2	12:36'28.324
9	44.620	41.979	27.818	23.977	2'18.394	176,5	12:38'46.718
10	40.796	35.069	23.775	23.660	2'03.300	175,9	12:40'50.018
11	47.949	35.268	25.379	23.421	2'12.017	175,0	12:43'02.035
12	40.400	35.217	23.511	23.593	2'02.721	179,4	12:45'04.756

3° 33 D. VALLE (2'02.063)

Lap	Seg.1	Seg.2	Seg.3	Seg.4	Lap Time	km/h	Local Time
1		46.139	29.663	28.748			12:18'01.654
2	42.517	35.276	24.714	23.685	2'06.192	168,0	12:20'07.846
3	41.482	35.077	24.027	23.530	2'04.116	174,2	12:22'11.962
4	41.180	34.660	24.179	23.232	2'03.251	175,9	12:24'15.213
5	40.776	35.718	23.805	23.455	2'03.754	174,2	12:26'18.967
6	40.754	34.455	23.680	23.174	2'02.063	174,2	12:28'21.030
7	40.332	34.763	23.833	23.529	2'02.457	177,6	12:30'23.487
8	40.497	34.402	24.169	23.185	2'02.253	174,8	12:32'25.740
9	40.337	34.533	23.939	23.429	2'02.238	175,6	12:34'27.978
10	40.926	34.378	24.893	25.402	2'05.599	171,4	12:36'33.577
11	40.318	46.413	36.844	31.568	2'35.143	176,5	12:39'08.720
12	41.067	35.048	23.860	23.657	2'03.632	168,5	12:41'12.352
13	40.822	34.800	24.964	24.337	2'04.923	175,6	12:43'17.275
14	40.862	34.719	23.893	23.758	2'03.232	170,9	12:45'20.507

7° 28 P. GIACOMINI (2'02.832)

Lap	Seg.1	Seg.2	Seg.3	Seg.4	Lap Time	km/h	Local Time
1		41.915	28.137	25.444			12:17'42.978
2	43.510	36.753	24.686	24.117	2'09.066	176,5	12:19'52.044
3	41.512	35.627	24.475	23.693	2'05.307	174,8	12:21'57.351
4	41.275	34.962	24.143	23.668	2'04.048	171,7	12:24'01.399
5	40.838	37.753	24.446	23.794	2'06.831	176,5	12:26'08.230
6	41.517	40.159	28.432	23.812	2'13.920	174,5	12:28'22.150
7	40.759	34.998	23.840	23.235	2'02.832	175,9	12:30'24.982
8	41.134	35.322	24.144	23.834	2'04.434	180,3	12:32'29.416
9	40.618	42.646	24.457	31.770	2'19.491P	170,9	12:34'48.907
10	2'38.097	35.636	25.088	24.383	4'03.204P		12:38'52.111
11	41.144	34.970	24.025	23.582	2'03.721	169,0	12:40'55.832
12	40.893	35.894	24.153	23.558	2'04.498	173,1	12:43'00.330
13	40.890	34.797	23.776	23.978	2'03.441	175,0	12:45'03.771

4° 75 S. DEROUE (2'02.273)

Lap	Seg.1	Seg.2	Seg.3	Seg.4	Lap Time	km/h	Local Time
1		37.093	25.011	23.792			12:17'28.662
2	41.917	36.276	24.391	23.351	2'05.935	183,7	12:19'34.597
3	40.725	35.353	24.093	23.161	2'03.332	189,8	12:21'37.929
4	43.504	37.028	24.484	32.438	2'17.454P	179,4	12:23'55.383
5	4'28.264	35.796	24.035	23.496	5'51.591P		12:29'46.974
6	40.881	35.367	23.951	23.562	2'03.761	177,9	12:31'50.735
7	40.750	35.584	24.755	24.268	2'05.357	176,2	12:33'56.092
8	40.315	34.982	24.213	23.596	2'03.106	177,9	12:35'59.198
9	40.692	34.980	23.777	23.510	2'02.959	177,0	12:38'02.157
10	40.505	34.973	23.660	23.216	2'02.354	178,2	12:40'04.511
11	40.279	35.099	23.620	23.275	2'02.273	180,6	12:42'06.784

8° 6 R. SCHOTMAN (2'02.853)

Lap	Seg.1	Seg.2	Seg.3	Seg.4	Lap Time	km/h	Local Time
1		37.477	25.460	24.617			12:17'13.868
2	43.263	35.952	24.566	24.193	2'07.974	169,3	12:19'21.842
3	42.407	35.665	24.365	23.738	2'06.175	171,7	12:21'28.017
4	41.579	35.361	24.241	23.865	2'05.046	170,6	12:23'33.063
5	43.292	50.157	31.544	24.062	2'29.055	170,9	12:26'02.118
6	40.896	35.178	24.614	23.606	2'04.294	177,3	12:28'06.412
7	41.245	35.211	24.097	23.477	2'04.030	173,6	12:30'10.442
8	41.844	39.156	24.220	24.045	2'09.265	172,5	12:32'19.707
9	41.132	35.059	23.845	23.725	2'03.761	172,2	12:34'23.468
10	42.695	35.552	24.226	23.385	2'05.858	171,2	12:36'29.326
11	42.975	44.929	29.349	23.927	2'21.180	175,3	12:38'50.506

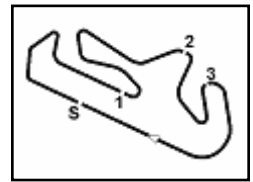
15/09/2017

P = Pits In/Out - C = Lap-Time Cancelled

These data/results cannot be reproduced, stored and/or transmitted in whole or in part by any manner of electronic, mechanical, photocopying, recording, broadcasting or otherwise now known or herein after developed without the previous express consent by the copyright owner, except for reproduction in daily press and regular printed publications on sale to the public within 60 days of the event related to those data/results and always provided that copyright symbol appears together as follows below.

© DORNA WSBK ORGANIZATION Srl 2017

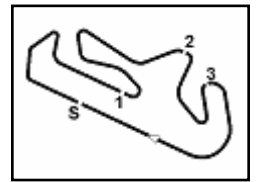




Portuguese Round, 15-16-17 September 2017

World Supersport 300 - Chronological Analysis Free Practice 1st Session

Lap	Seg.1	Seg.2	Seg.3	Seg.4	Lap Time	km/h	Local Time										
12	41.142	35.002	24.027	23.495	2'03.666	173,6	12:40'54.172	9	41.711	35.517	24.255	24.007	2'05.490	168,5	12:36'56.401		
13	41.128	35.018	23.759	23.562	2'03.467	173,4	12:42'57.639	10	1'01.730	58.550	27.135	23.839	2'51.254	169,3	12:39'47.655		
14	40.590	34.958	23.838	23.467	2'02.853	177,0	12:45'00.492	11	41.270	35.678	23.984	23.640	2'04.572	174,8	12:41'52.227		
9° 15 A. COPPOLA (2'02.871)								13° 44 S. LOCHOFF (2'04.247)									
Lap	Seg.1	Seg.2	Seg.3	Seg.4	Lap Time	km/h	Local Time	Lap	Seg.1	Seg.2	Seg.3	Seg.4	Lap Time	km/h	Local Time		
1		40.174	26.943	24.301			12:17'35.190	1		38.928	26.327	24.291			12:18'07.502		
2	41.775	35.758	24.823	24.033	2'06.389	176,8	12:19'41.579	2	42.547	35.782	24.796	23.574	2'06.699	167,7	12:20'14.201		
3	41.581	36.984	25.384	23.757	2'07.706	182,4	12:21'49.285	3	41.667	35.413	24.527	23.561	2'05.168	169,0	12:22'19.369		
4	40.769	35.449	24.324	23.733	2'04.275	180,6	12:23'53.560	4	41.598	35.747	25.105	24.559	2'07.009	169,0	12:24'26.378		
5	42.105	35.047	25.945	24.003	2'07.100	169,0	12:26'00.660	5	41.394	35.227	24.481	23.667	2'04.769	169,8	12:26'31.147		
6	41.667	34.941	24.269	24.097	2'04.974	178,5	12:28'05.634	6	41.483	35.080	24.280	23.566	2'04.409	166,7	12:28'35.556		
7	43.510	36.601	28.248	24.475	2'12.834	169,8	12:30'18.468	7	41.622	35.195	24.387	23.500	2'04.704	171,2	12:30'40.260		
8	41.030	34.511	24.253	23.508	2'03.302	185,2	12:32'21.770	8	41.290	34.998	24.328	23.631	2'04.247	169,3	12:32'44.507		
9	40.909	34.890	24.085	23.294	2'03.178	174,2	12:34'24.948	9	41.401	36.518	25.332	34.215	2'17.466P	170,6	12:35'01.973		
10	41.166	34.656	23.941	23.820	2'03.583	174,8	12:36'28.531	10	1'59.477	35.273	24.383	23.779	3'22.912P		12:38'24.885		
11	44.297	41.423	34.808	26.425	2'26.953	175,9	12:38'55.484	11	41.311	36.211	24.761	23.812	2'06.095	171,7	12:40'30.980		
12	40.956	34.790	23.811	23.500	2'03.057	175,6	12:40'58.541	12	40.953	35.456	24.408	23.815	2'04.632	173,4	12:42'35.612		
13	41.016	34.429	24.087	23.339	2'02.871	173,1	12:43'01.412	13	43.872	36.533	25.971	30.931	2'17.307P	165,9	12:44'52.919		
14	41.387	35.158	24.194	23.372	2'04.111	175,3	12:45'05.523										
10° 88 M. PEREZ (2'03.053)								14° 2 A. CARRASCO (2'04.394)									
Lap	Seg.1	Seg.2	Seg.3	Seg.4	Lap Time	km/h	Local Time	Lap	Seg.1	Seg.2	Seg.3	Seg.4	Lap Time	km/h	Local Time		
1		38.161	25.802	24.412			12:17'24.893	1		39.384	26.911	25.599			12:17'42.683		
2	42.097	36.372	24.804	24.020	2'07.293	179,1	12:19'32.186	2	43.716	37.265	25.802	24.718	2'11.501	171,7	12:19'54.184		
3	41.599	35.567	24.321	23.970	2'05.457	177,9	12:21'37.643	3	42.609	36.731	25.608	24.296	2'09.244	183,1	12:22'03.428		
4	42.060	36.049	28.711	30.830	2'17.650	174,8	12:23'55.293	4	42.945	37.123	25.476	24.347	2'09.891	173,9	12:24'13.319		
5	41.669	35.270	24.119	24.041	2'05.099	181,5	12:26'00.392	5	41.966	37.123	24.712	24.303	2'08.104	180,3	12:26'21.423		
6	41.360	35.837	28.758	24.370	2'10.325	183,4	12:28'10.717	6	41.470	36.504	24.725	23.924	2'06.623	177,6	12:28'28.046		
7	41.038	35.116	23.848	23.481	2'03.483	184,0	12:30'14.200	7	41.790	35.978	24.314	23.929	2'06.011	178,2	12:30'34.057		
8	40.715	35.510	24.077	32.574	2'12.876P	179,4	12:32'27.076	8	41.328	35.807	30.155	24.126	2'11.416	173,9	12:32'45.473		
9	4'06.495	35.581	24.092	23.672	5'29.840P		12:37'56.916	9	41.024	36.084	24.749	24.285	2'06.142	176,8	12:34'51.615		
10	40.781	34.865	23.780	23.627	2'03.053	177,3	12:39'59.969	10	41.262	35.618	24.309	24.025	2'05.214	174,2	12:36'56.829		
11	40.907	35.036	23.828	23.790	2'03.561	176,5	12:42'03.530	11	40.911	35.434	24.247	24.127	2'04.719	176,8	12:39'01.548		
12	41.038	35.058	23.801	23.701	2'03.598	175,9	12:44'07.128	12	41.203	35.151	24.430	23.610	2'04.394	172,2	12:41'05.942		
13	40.851	34.737	23.728	24.104	2'03.420	175,3	12:46'10.548	13	40.900	35.250	25.257	24.447	2'05.854	177,3	12:43'11.796		
11° 14 E. DE LA VEGA (2'03.257)								15° 17 G. NODERER (2'04.443)									
Lap	Seg.1	Seg.2	Seg.3	Seg.4	Lap Time	km/h	Local Time	Lap	Seg.1	Seg.2	Seg.3	Seg.4	Lap Time	km/h	Local Time		
1		39.634	26.081	26.353			12:17'21.368	1		38.638	25.839	25.080			12:17'27.174		
2	43.663	38.866	25.597	24.084	2'12.210	169,0	12:19'33.578	2	43.687	37.635	25.773	24.880	2'11.975	178,2	12:19'39.149		
3	42.075	35.999	24.501	23.919	2'06.494	178,2	12:21'40.072	3	42.980	37.027	25.894	24.254	2'10.155	176,5	12:21'49.304		
4	42.130	36.028	24.358	23.919	2'06.435	173,4	12:23'46.507	4	42.021	36.851	25.095	24.488	2'08.455	179,7	12:23'57.759		
5	42.823	38.301	29.282	23.680	2'14.086	174,5	12:26'00.593	5	42.628	36.313	24.949	24.762	2'08.652	175,6	12:26'06.411		
6	41.977	35.388	24.686	23.739	2'05.790	177,0	12:28'06.383	6	43.303	37.100	24.837	24.315	2'09.555	174,2	12:28'15.966		
7	41.567	35.370	24.062	23.591	2'04.590	175,3	12:30'10.973	7	42.024	36.390	24.946	24.067	2'07.427	177,3	12:30'23.393		
8	41.071	40.548	24.075	23.782	2'09.476	175,0	12:32'20.449	8	42.971	35.817	24.417	24.183	2'07.388	177,3	12:32'30.781		
9	41.226	34.988	23.933	23.529	2'03.676	175,6	12:34'24.125	9	41.685	35.928	24.367	23.734	2'05.714	176,8	12:34'36.495		
10	42.962	34.904	24.247	23.393	2'05.506	174,5	12:36'29.631	10	41.954	35.993	24.735	24.013	2'06.695	174,5	12:36'43.190		
11	43.456	40.828	32.807	29.909	2'27.000	178,2	12:38'56.631	11	42.059	35.611	24.407	24.312	2'06.389	172,2	12:38'49.579		
12	41.094	35.324	24.171	23.630	2'04.219	174,5	12:41'00.850	12	41.789	35.931	24.128	23.695	2'05.543	172,2	12:40'55.122		
13	41.258	34.802	23.856	23.341	2'03.257	173,4	12:43'04.107	13	41.454	35.727	24.050	23.631	2'04.862	176,8	12:42'59.984		
14	41.006	35.077	23.991	23.454	2'03.528	176,2	12:45'07.635	14	41.354	35.339	24.127	23.623	2'04.443	175,0	12:45'04.427		
12° 80 A. PONTONE (2'04.057)								16° 13 J. FACCO (2'04.739)									
Lap	Seg.1	Seg.2	Seg.3	Seg.4	Lap Time	km/h	Local Time	Lap	Seg.1	Seg.2	Seg.3	Seg.4	Lap Time	km/h	Local Time		
1		38.985	25.874	24.943			12:17'34.865	1		39.229	26.629	24.066			12:17'34.971		
2	42.576	36.046	24.693	23.532	2'06.847	171,2	12:19'41.712	2	43.049	35.880	25.327	23.647	2'07.903	173,9	12:19'42.874		
3	41.843	36.338	24.519	23.893	2'06.593	178,5	12:21'48.305	3	41.037	36.632	25.261	23.458	2'06.388	182,1	12:21'49.262		
4	41.522	36.524	24.498	23.803	2'06.347	173,1	12:23'54.652	4	41.162	16'27.430	25.007	23.658	17'57.257	178,8	12:23'46.519		
5	41.464	35.200	24.298	23.726	2'04.688	176,8	12:25'59.340	5	41.220	35.439	24.470	23.610	2'04.739	179,4	12:41'51.258		
6	41.273	35.704	24.667	32.170	2'13.814P	173,4	12:28'13.154	6	41.408	35.025	24.669	23.806	2'04.908	171,7	12:43'56.166		
7	3'06.019	35.726	26.377	24.690	4'32.812P		12:32'45.966										
8	40.934	35.735	24.123	24.153	2'04.945	176,8	12:34'5										



Portuguese Round, 15-16-17 September 2017

World Supersport 300 - Chronological Analysis Free Practice 1st Session

Portimao 4.592 m

3 / 5

17° 54 H. CABUK (2'04.778)							
Lap	Seg.1	Seg.2	Seg.3	Seg.4	Lap Time	km/h	Local Time
1		38.012	25.750	24.492			12:17'27.119
2	43.294	36.587	25.191	24.244	2'09.316	177,9	12:19'36.435
3	41.945	35.929	24.363	23.719	2'05.956	178,2	12:21'42.391
4	42.592	36.265	25.149	24.251	2'08.257	180,6	12:23'50.648
5	41.724	43.135	24.525	33.641	2'23.025P	180,0	12:26'13.673
6	2'38.911	35.919	25.901	23.678	4'04.409P		12:30'18.082
7	42.235	35.341	24.257	24.196	2'06.029	177,6	12:32'24.111
8	41.890	35.128	24.574	24.118	2'05.710	171,4	12:34'29.821
9	41.225	35.233	24.217	24.103	2'04.778	176,5	12:36'34.599
10	41.124	35.683	24.300	24.110	2'05.217	174,5	12:38'39.816
11	59.455	37.900	25.931	23.773	2'27.059	145,2	12:41'06.875
12	41.584	35.401	24.301	23.782	2'05.068	174,5	12:43'11.943
13	41.571	35.597	23.979	23.919	2'05.066	174,5	12:45'17.009

18° 20 D. LOUREIRO (2'04.782)							
Lap	Seg.1	Seg.2	Seg.3	Seg.4	Lap Time	km/h	Local Time
1		38.561	26.005	24.259			12:17'46.670
2	42.543	36.321	24.759	23.847	2'07.470	173,1	12:19'54.140
3	41.960	36.021	25.052	23.771	2'06.804	182,4	12:22'00.944
4	41.967	35.921	24.500	23.669	2'06.057	174,8	12:24'07.001
5	42.615	37.762	25.869	33.204	2'19.450P	175,6	12:26'26.451
6	7'03.117	35.754	24.699	23.567	8'27.137P		12:34'53.588
7	41.490	35.251	24.174	23.867	2'04.782	171,7	12:36'58.370
8	53.802	48.678	31.607	36.390	2'50.477P	172,0	12:39'48.847

19° 55 G. HENDRA PRATAMA (2'04.883)							
Lap	Seg.1	Seg.2	Seg.3	Seg.4	Lap Time	km/h	Local Time
1		49.245	25.803	24.717			12:17'28.757
2	42.148	36.126	24.357	24.030	2'06.661	176,8	12:19'35.418
3	41.171	35.555	24.247	23.910	2'04.883	177,3	12:21'40.301
4	41.727	35.356	24.046	24.330	2'05.459	177,0	12:23'45.760
5	43.971	36.819	32.549	35.793	2'29.132P	165,9	12:26'12.892
6	8'07.257	43.209	27.541	28.307	9'46.314P		12:36'01.206
7	41.588	35.128	32.251	33.853	2'22.820	172,2	12:38'24.026
8	41.532	35.501	24.046	24.655	2'05.734	174,5	12:40'29.760
9	42.578	39.570	24.113	30.777	2'17.038P	170,6	12:42'46.798
10	1'08.992	35.358	24.060	24.056	2'32.466P		12:45'19.264

20° 19 E. ROVELLI (2'05.043)							
Lap	Seg.1	Seg.2	Seg.3	Seg.4	Lap Time	km/h	Local Time
1		38.458	25.721	24.565			12:17'33.638
2	42.743	36.582	24.992	23.724	2'08.041	171,2	12:19'41.679
3	41.052	36.025	24.851	23.759	2'05.687	181,5	12:21'47.366
4	41.714	35.783	24.544	24.171	2'06.212	173,1	12:23'53.578
5	44.555	35.854	24.745	33.966	2'19.120P	171,7	12:26'12.698
6	3'51.063	39.344	25.037	24.036	5'19.480P		12:31'32.178
7	41.652	35.722	24.272	24.011	2'05.657	170,6	12:33'37.835
8	41.297	35.504	24.379	23.921	2'05.101	171,2	12:35'42.936
9	41.315	38.053	27.465	24.399	2'11.232	172,2	12:37'54.168
10	47.306	44.847	25.835	30.834	2'28.822P	172,5	12:40'22.990
11	2'57.028	36.836	25.771	23.753	4'23.388P		12:44'46.378
12	41.517	35.594	24.172	23.760	2'05.043	168,5	12:46'51.421

21° 66 T. TAYLOR (2'05.051)							
Lap	Seg.1	Seg.2	Seg.3	Seg.4	Lap Time	km/h	Local Time
1		39.756	27.502	24.975			12:17'51.352
2	43.848	38.767	26.278	24.556	2'13.449	173,9	12:20'04.801
3	43.117	37.566	25.140	24.284	2'10.107	174,5	12:22'14.908
4	42.740	44.184	25.296	24.415	2'16.635	173,4	12:24'31.543
5	42.780	36.838	24.829	24.146	2'08.593	170,1	12:26'40.136

22° 9 R. DOORAKKERS (2'05.229)							
Lap	Seg.1	Seg.2	Seg.3	Seg.4	Lap Time	km/h	Local Time
1		39.688	27.132	24.508			12:18'08.766
2	48.109	36.990	25.788	24.034	2'14.921	169,0	12:20'23.687
3	42.941	36.870	25.832	32.674	2'18.317P	166,9	12:22'42.004
4	2'43.655	39.412	25.078	23.783	4'11.928P		12:26'53.932
5	44.159	36.018	25.699	24.627	2'10.503	164,6	12:29'04.435
6	41.917	35.796	24.630	23.631	2'05.974	168,0	12:31'10.409
7	41.427			24.817	2'11.085	167,4	12:33'21.494
8	45.140	35.666	24.807	23.777	2'09.390	168,0	12:35'30.884
9	42.021	36.036	24.827	23.771	2'06.655	166,4	12:37'37.539
10	43.381	35.376	24.374	23.413	2'06.544	165,9	12:39'44.083
11	41.358	35.613	24.604	23.654	2'05.229	167,7	12:41'49.312
12	41.450	35.778	28.767	25.100	2'11.095	167,4	12:44'00.407
13	41.889	35.678	24.464	23.782	2'05.813	167,4	12:46'06.220

23° 121 K. PATOVA (2'05.297)							
Lap	Seg.1	Seg.2	Seg.3	Seg.4	Lap Time	km/h	Local Time
1		39.970	26.730	25.116			12:17'26.171
2	44.326	37.983	25.634	25.643	2'13.586	172,8	12:19'39.757
3	43.107	37.452	25.799	24.106	2'10.464	176,2	12:21'50.221
4	42.161	36.808	25.285	24.250	2'08.504	182,7	12:23'58.725
5	41.993	36.559	24.821	24.456	2'07.829	181,5	12:26'06.554
6	42.838	37.111	24.887	24.291	2'09.127	175,0	12:28'15.681
7	42.644	36.276	25.119	23.668	2'07.707	172,8	12:30'23.388
8	42.389	35.470	28.494	24.392	2'10.745	173,6	12:32'34.133
9	41.561	35.958	24.840	24.156	2'06.515	175,3	12:34'40.648
10	42.534	35.906	24.642	24.147	2'07.229	170,6	12:36'47.877
11	42.377	35.660	25.030	24.218	2'07.285	172,2	12:38'55.162
12	41.946	35.658	25.351	23.430	2'06.385	171,4	12:41'01.547
13	41.390	35.560	24.791	23.556	2'05.297	180,6	12:43'06.844
14	41.852	35.759	24.398	23.956	2'05.965	174,2	12:45'12.809

24° 49 M. CARUSI (2'05.404)							
Lap	Seg.1	Seg.2	Seg.3	Seg.4	Lap Time	km/h	Local Time
1		41.256	27.652	25.861			12:17'40.205
2	46.576	38.877	26.154	24.443	2'16.050	158,6	12:19'56.255
3	43.925	37.508	25.134	24.516	2'11.083	173,9	12:22'07.338
4	42.498	36.743	24.916	24.144	2'08.301	175,6	12:24'15.639
5	42.065	36.661	24.940	23.964	2'07.630	179,7	12:26'23.269
6	42.676	36.028	24.725	23.784	2'07.213	170,1	12:28'30.482
7	42.056	36.075	24.596	23.601	2'06.328	175,0	12:30'36.810
8	42.815	35.874	25.120	25.638	2'09.447	171,4	12:32'46.257
9	41.848	35.808	24.796	23.932	2'06.384	180,0	12:34'52.641
10	42.218	36.128	24.233	23.605	2'06.184	166,9	12:36'58.825
11	41.710	35.571	24.269	23.854	2'05.404	174,5	12:39'04.229
12	41.994	35.609	24.409	23.754	2'05.766	168,2	12:41'09.995
13	42.014	36.401	25.386	24.561	2'08.362	171,7	12:43'18.357
14	41.759	38.630	34.020	25.505	2'19.914	170,9	12:45'38.271

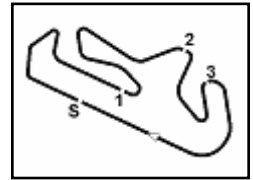
25° 23 M. BASTIANELLI (2'05.478)							
Lap	Seg.1	Seg.2	Seg.3	Seg.4	Lap Time	km/h	Local Time
1		44.175	29.026	26.254			12:17'51.148
2	45.657	38.738	26.010	24.882	2'15.287	171,7	12:20'06.435

15/09/2017

P = Pits In/Out - C = Lap-Time Cancelled

These data/results cannot be reproduced, stored and/or transmitted in whole or in part by any manner of electronic, mechanical, photocopying, recording, broadcasting or otherwise now known or herein after developed without the previous express consent by the copyright owner, except for reproduction in daily press and regular printed publications on sale to the public within 60 days of the event related to those data/results and always provided that copyright symbol appears together as follows below.

© DORNA WSBK ORGANIZATION Srl 2017



Portuguese Round, 15-16-17 September 2017

World Supersport 300 - Chronological Analysis Free Practice 1st Session

Portimao 4.592 m

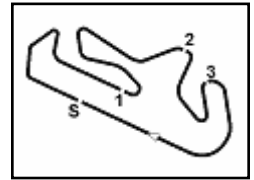
4 / 5

3	43.460	37.050	25.271	24.575	2'10.356	174,5	12:22'16.791	1		39.608	26.929	25.231			12:17'37.597
4	42.653	37.053	24.951	24.891	2'09.548	173,4	12:24'26.339	2	44.087	37.417	25.495	24.908	2'11.907	168,2	12:19'49.504
5	42.753	36.806	24.764	24.445	2'08.768	167,4	12:26'35.107	3	42.592	36.977	25.108	24.181	2'08.858	173,1	12:21'58.362
6	45.813	39.941	25.284	34.372	2'25.410P	169,3	12:29'00.517	4	42.329	36.374	24.790	24.685	2'08.178	172,0	12:24'06.540
7	1'54.170	36.410	24.401	24.259	3'19.240P		12:32'19.757	5	42.640	36.152	24.550	24.618	2'07.960	169,5	12:26'14.500
8	41.951	35.750	24.955	23.728	2'06.384	174,2	12:34'26.141	6	42.611	35.772	25.048	24.187	2'07.618	167,4	12:28'22.118
9	41.510	35.619	24.326	24.023	2'05.478	174,2	12:36'31.169	7	41.590	35.742	24.198	24.193	2'05.723	176,8	12:30'27.841
10	41.787	36.514	26.108	24.127	2'08.536	171,2	12:38'40.155	8	41.839	36.020	24.439	24.530	2'06.828	173,4	12:32'34.669
11	47.405	36.085	24.242	23.726	2'11.458	167,4	12:40'51.613	9	41.565	35.943	24.113	24.326	2'05.947	174,2	12:34'40.616
12	41.791	36.242	24.267	23.736	2'06.036	172,2	12:42'57.649	10	43.332	36.144	24.420	31.151	2'15.047P	169,8	12:36'55.663
13	41.518	35.900	26.360	23.355	2'07.133	174,2	12:45'04.782	11	2'45.211	35.802	24.291	24.517	4'09.821P		12:41'05.484
								12	42.197	35.536	24.571	24.055	2'06.359	170,6	12:43'11.843
								13	42.127	35.342	24.232	24.201	2'05.902	172,8	12:45'17.745
26° 12 A. RUSMIPUTRO (2'05.498)															
Lap	Seg.1	Seg.2	Seg.3	Seg.4	Lap Time	km/h	Local Time								
1		39.825	26.857	26.164			12:17'42.897								
2	44.097	37.108	25.155	24.586	2'10.946	176,2	12:19'53.843								
3	42.041	35.862	25.570	41.515	2'24.988P	183,1	12:22'18.831								
4	13'23.221	36.323	25.405	24.938	14'49.887P		12:37'08.718								
5	42.292	35.616	24.710	24.264	2'06.882	170,3	12:39'15.600								
6	41.592	35.619	24.579	24.149	2'05.939	173,1	12:41'21.539								
7	41.540	35.539	24.599	24.191	2'05.869	170,1	12:43'27.408								
8	41.520	35.533	24.197	24.248	2'05.498	171,2	12:45'32.906								
31° 61 D. BLIN (2'05.773)															
Lap	Seg.1	Seg.2	Seg.3	Seg.4	Lap Time	km/h	Local Time								
1		39.918	28.261	25.065			12:17'21.903								
2	43.802	37.725	25.777	24.688	2'11.992	168,5	12:19'33.895								
3	42.389	36.326	24.863	23.918	2'07.496	180,9	12:21'41.391								
4	43.220	36.415	25.042	24.513	2'09.190	170,3	12:23'50.581								
5	41.868	36.764	25.960	24.368	2'08.960	177,6	12:25'59.541								
6	42.431	36.952	24.636	23.707	2'07.726	173,1	12:28'07.267								
7	42.907	36.599	25.719	23.980	2'09.205	173,1	12:30'16.472								
8	41.898	35.662	24.969	32.666	2'15.195P	172,2	12:32'31.667								
9	3'56.909	35.987	25.103	24.489	5'22.488P		12:37'54.155								
10	41.950	35.454	27.076	24.384	2'08.864	171,7	12:40'03.019								
11	42.039	36.191	24.290	23.900	2'06.420	171,7	12:42'09.439								
12	41.604	35.772	24.335	24.062	2'05.773	176,2	12:44'15.212								
13	41.734	35.625	24.488	24.313	2'06.160	170,1	12:46'21.372								
32° 84 M. CARBONERA (2'05.977)															
Lap	Seg.1	Seg.2	Seg.3	Seg.4	Lap Time	km/h	Local Time								
1		38.893	25.775	25.350			12:17'29.206								
2	43.062	37.547	25.210	24.662	2'10.481	178,8	12:19'39.687								
3	43.243	36.520	25.348	24.332	2'09.443	174,5	12:21'49.130								
4	42.658	36.925	25.246	24.502	2'09.331	173,1	12:23'58.461								
5	42.813	36.506	24.714	24.210	2'08.243	173,6	12:26'06.704								
6	42.630	36.493	35.886	24.261	2'19.270	174,2	12:28'25.974								
7	42.782	36.044	25.056	24.224	2'08.106	172,0	12:30'34.080								
8	42.095	35.849	25.648	24.471	2'08.063	168,0	12:32'42.143								
9	45.407	36.104	24.519	24.509	2'10.539	164,4	12:34'52.682								
10	42.619	35.888	24.245	23.777	2'06.529	165,9	12:36'59.211								
11	41.580	35.818	24.449	24.181	2'06.028	176,5	12:39'05.239								
12	43.522	38.780	27.559	26.712	2'16.573	170,1	12:41'21.812								
13	42.167	35.896	24.649	24.492	2'07.204	166,7	12:43'29.016								
14	41.898	35.663	24.237	24.179	2'05.977	168,5	12:45'34.993								
33° 27 F. ROVELLI (2'06.043)															
Lap	Seg.1	Seg.2	Seg.3	Seg.4	Lap Time	km/h	Local Time								
1		39.414	27.279	25.250			12:17'49.725								
2	42.903	36.617	25.184	24.426	2'09.130	169,8	12:19'58.855								
3	43.311	47.381	27.943	30.197	2'28.832P	173,6	12:22'27.687								
4	6'26.793	38.525	24.762	24.112	7'54.192P		12:30'21.879								
5	46.383	35.791	24.664	24.377	2'11.215	172,5	12:32'33.094								
6	42.306	35.626	24.316	23.927	2'06.175	170,9	12:34'39.269								
7	41.543	36.663	24.635	24.264	2'07.105	169,8	12:36'46.374								
8	42.027	35.975	25.454	29.320	2'12.776P	170,9	12:38'59.150								
9	3'53.941	37.446	24.571	24.217	5'20.175P		12:44'19.325								
10	42.040	35.052	24.562	24.389	2'06.043	168,5	12:46'25.368								
34° 7 N. SETTIMO (2'06.831)															
Lap	Seg.1	Seg.2	Seg.3	Seg.4	Lap Time	km/h	Local Time								
1		39.577	28.310	24.691			12:17'43.940								
2	43.343	37.348	25.187	24.485	2'10.363	177,0	12:19'54.303								

15/09/2017 P = Pits In/Out - C = Lap-Time Cancelled

These data/results cannot be reproduced, stored and/or transmitted in whole or in part by any manner of electronic, mechanical, photocopying, recording, broadcasting or otherwise now known or herein after developed without the previous express consent by the copyright owner, except for reproduction in daily press and regular printed publications on sale to the public within 60 days of the event related to those data/results and always provided that copyright symbol appears together as follows below.

© DORNA WSBK ORGANIZATION Srl 2017



Portuguese Round, 15-16-17 September 2017

World Supersport 300 - Chronological Analysis Free Practice 1st Session

3	42.196	36.793	25.663	24.462	2'09.114	182,1	12:22'03.417
4	42.344	37.064	25.157	24.530	2'09.095	177,0	12:24'12.512
5	42.566	37.129	24.764	24.523	2'08.982	169,5	12:26'21.494
6	41.758	36.429	24.749	24.306	2'07.242	175,6	12:28'28.736
7	41.647	36.504	24.744	23.946	2'06.841	177,9	12:30'35.577
8	41.529	36.276	24.736	24.290	2'06.831	177,0	12:32'42.408
9	42.606	37.101	26.982	33.642	2'20.331P	170,6	12:35'02.739
10	1'58.907	36.318	24.982	24.710	3'24.917P		12:38'27.656
11	42.822	37.078	25.020	24.798	2'09.718	168,5	12:40'37.374
12	42.887	37.115	24.983	24.777	2'09.762	167,4	12:42'47.136
13	42.761	37.222	24.841	24.759	2'09.583	168,5	12:44'56.719
14	45.903	40.604	25.279	25.155	2'16.941	164,1	12:47'13.660

35° 79 C. TAYLOR (2'07.060)							
Lap	Seg.1	Seg.2	Seg.3	Seg.4	Lap Time	km/h	Local Time
1		40.254	27.635	25.176			12:17'39.774
2	44.733	38.441	26.117	24.414	2'13.705	171,2	12:19'53.479
3	42.525	37.120	25.573	24.523	2'09.741	177,3	12:22'03.220
4	42.833	37.104	25.461	24.216	2'09.614	173,4	12:24'12.834
5	42.152	36.814	24.866	24.066	2'07.898	177,0	12:26'20.732
6	42.144	36.334	24.759	24.124	2'07.361	171,2	12:28'28.093
7	42.012	36.510	24.665	23.873	2'07.060	175,6	12:30'35.153
8	41.788	37.233	25.137	35.120	2'19.278P	175,3	12:32'54.431
9	1'53.347	36.716	24.999	24.629	3'19.691P		12:36'14.122
10	42.882	36.597	24.507	24.772	2'08.758	167,7	12:38'22.880
11	42.039	37.294	24.549	24.284	2'08.166	168,0	12:40'31.046
12	41.709	36.332	24.810	32.386	2'15.237P	174,8	12:42'46.283
13	1'10.092	36.073	24.761	24.089	2'35.015P		12:45'21.298

36° 35 A. TRIGLIA (2'07.061)							
Lap	Seg.1	Seg.2	Seg.3	Seg.4	Lap Time	km/h	Local Time
1		38.654	26.676	25.345			12:17'21.795
2	43.413	37.779	25.480	24.659	2'11.331	173,9	12:19'33.126
3	42.204	36.710	25.091	24.038	2'08.043	174,2	12:21'41.169
4	43.078	36.436	24.848	24.328	2'08.690	175,3	12:23'49.859
5	42.161	36.535	27.307	24.639	2'10.642	172,0	12:26'00.501
6	42.417	36.723	25.077	25.192	2'09.409	173,9	12:28'09.910
7	42.024	35.957	25.014	24.066	2'07.061	174,2	12:30'16.971
8	41.936	35.984	25.136	35.687	2'18.743P	177,9	12:32'35.714
9	2'12.245	36.916	25.621	24.782	3'39.564P		12:36'15.278
10	42.383	36.430	24.633	24.708	2'08.154	169,5	12:38'23.432
11	41.890	36.604	24.318	24.505	2'07.317	171,4	12:40'30.749
12	42.496	38.981	24.499	24.876	2'10.852	170,3	12:42'41.601
13	42.295	36.441	24.209	24.515	2'07.460	167,7	12:44'49.061
14	42.509	36.771	26.793	24.717	2'10.790	166,9	12:46'59.851

37° 58 T. FINOCCHIARO (2'08.900)							
Lap	Seg.1	Seg.2	Seg.3	Seg.4	Lap Time	km/h	Local Time
1		40.819	28.172	25.237			12:18'10.179
2	45.709	38.345	27.318	25.106	2'16.478	169,0	12:20'26.657
3	44.645	37.437	27.016	45.071	2'34.169P	168,5	12:23'00.826
4	1'23.146	38.702	27.154	25.052	2'54.054P		12:25'54.880
5	43.965	37.040	26.825	24.549	2'12.379	165,6	12:28'07.259
6	42.696	36.624	26.629	24.289	2'10.238	176,8	12:30'17.497
7	43.043	36.714	25.638	24.418	2'09.813	175,6	12:32'27.310
8	42.774	36.677	25.275	24.393	2'09.119	177,0	12:34'36.429
9	42.982	36.237	24.964	24.717	2'08.900	169,8	12:36'45.329
10	43.056	36.571	26.272	24.299	2'10.198	166,9	12:38'55.527
11	43.976	36.540	25.284	24.363	2'10.163	179,4	12:41'05.690
12	42.845	36.047	25.146	34.908	2'18.946P	173,9	12:43'24.636
13	1'56.258	36.245	25.269	24.889	3'22.661P		12:46'47.297

15/09/2017 P = Pits In/Out - C = Lap-Time Cancelled

These data/results cannot be reproduced, stored and/or transmitted in whole or in part by any manner of electronic, mechanical, photocopying, recording, broadcasting or otherwise now known or herein after developed without the previous express consent by the copyright owner, except for reproduction in daily press and regular printed publications on sale to the public within 60 days of the event related to those data/results and always provided that copyright symbol appears together as follows below.

© DORNA WSBK ORGANIZATION Srl 2017