

Portimao 4.592 m

1 / 2

Portuguese Round, 15-16-17 September 2017

World Supersport 300 - Results Superpole 1

No.	Rider	Nat	Team	Bike	Time	Gap	Rel.	Laps	Speed	
									Avg	Max
1*	13 J. FACCO	ITA	SK Racing	Yamaha YZF-R3	2'01.035			6	136,582	181,8
2*	15 A. COPPOLA	ITA	SK Racing	Yamaha YZF-R3	2'01.816	0.781	0.781	6	135,706	182,4
3	18 A. MURLEY	GBR	Team Toth	Yamaha YZF-R3	2'02.101	1.066	0.285	6	135,390	182,7
4	84 M. CARBONERA	ITA	SK Racing	Yamaha YZF-R3	2'02.374	1.339	0.273	6	135,088	180,3
5	87 A. LICCIARDI	BEL	Team Trasimeno	Yamaha YZF-R3	2'02.398	1.363	0.024	7	135,061	187,8
6	22 M. KALININ	UKR	Team MOTOXRACING	Yamaha YZF-R3	2'02.536	1.501	0.138	7	134,909	189,1
7	27 F. ROVELLI	ITA	ParkinGO DS Junior Team	Yamaha YZF-R3	2'02.537	1.502	0.001	7	134,908	184,6
8	80 A. PONTONE	ITA	IODARacing	Yamaha YZF-R3	2'02.733	1.698	0.196	6	134,692	184,9
9	12 A. RUSMIPUTRO	INA	Pertamina Almeria Racing Team	Yamaha YZF-R3	2'02.765	1.730	0.032	6	134,657	190,1
10	61 D. BLIN	POL	Wojcik FHP YART Racing Team	Yamaha YZF-R3	2'03.069	2.034	0.304	7	134,325	190,1
11	19 E. ROVELLI	ITA	ParkinGO DS Junior Team	Yamaha YZF-R3	2'03.294	2.259	0.225	7	134,080	181,2
12	54 H. CABUK	TUR	Kawasaki Puccetti Racing	Kawasaki Ninja 300	2'03.394	2.359	0.100	7	133,971	188,5
13	17 G. NODERER	GER	Scuderia Maranga Racing	Honda CBR500R	2'03.448	2.413	0.054	6	133,912	182,1
14	28 P. GIACOMINI	ITA	Terra e Moto	Yamaha YZF-R3	2'03.557	2.522	0.109	6	133,794	169,5
15	66 T. TAYLOR	GBR	Hel Performance - Benjan Racing	Kawasaki Ninja 300	2'03.666	2.631	0.109	7	133,676	185,9
16	79 C. TAYLOR	GBR	MTM HS Kawasaki	Kawasaki Ninja 300	2'03.722	2.687	0.056	7	133,616	185,2
17	23 M. BASTIANELLI	ITA	3570 Made in CIV	Kawasaki Ninja 300	2'03.756	2.721	0.034	6	133,579	185,6
18	121 K. PATOVA	FIN	Kallio Racing	Yamaha YZF-R3	2'03.886	2.851	0.130	7	133,439	186,5
19	35 A. TRIGLIA	ITA	Scuderia Maranga Racing	Honda CBR500R	2'03.971	2.936	0.085	6	133,347	184,9
20	44 S. LOCHOFF	RSA	Samurai Racing	Yamaha YZF-R3	2'04.344	3.309	0.373	2	132,947	178,2
21	130 R. FERREIRA	BRA	Kallio Racing	Yamaha YZF-R3	2'04.665	3.630	0.321	7	132,605	179,4
22	49 M. CARUSI	ITA	3570 Made in CIV	Kawasaki Ninja 300	2'04.678	3.643	0.013	2	132,591	187,5
23	20 D. LOUREIRO	RSA	DS Junior Team	Yamaha YZF-R3	2'04.875	3.840	0.197	5	132,382	182,7
24	7 N. SETTIMO	ITA	2R Road Racing	Yamaha YZF-R3	2'05.445	4.410	0.570	6	131,780	190,5
25	9 R. DOORAKKERS	NED	MVR Racing	Yamaha YZF-R3	2'05.502	4.467	0.057	6	131,721	188,2
26	53 V. GRIMOUX	FRA	Team Toth	Yamaha YZF-R3	2'06.062	5.027	0.560	3	131,135	175,3
27	58 T. FINOCCHIARO	GBR	2R Road Racing	Yamaha YZF-R3	2'06.240	5.205	0.178	6	130,951	180,9

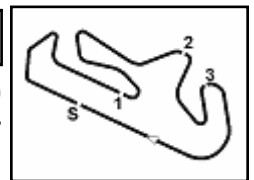
* Qualified to Superpole 2

AIR	Humidity:	52%	Temp:	21°C
TRACK	Condition:	Dry	Temp:	38°C

16/09/2017 Start End The results are provisional until the end of the time limit for protests and appeals and the completion of the technical checks.

These data/results cannot be reproduced, stored and/or transmitted in whole or in part by any manner of electronic, mechanical, photocopying, recording, broadcasting or otherwise now known or herein after developed without the previous express consent by the copyright owner, except for reproduction in daily press and regular printed publications on sale to the public within 60 days of the event related to those data/results and always provided that copyright symbol appears together as follows below.

© DORNA WSBK ORGANIZATION Srl 2017



Portuguese Round, 15-16-17 September 2017

World Supersport 300 - Results Superpole 1

Session Highlights

Local Time	No. Rider	Description
13.30.00		Start
13.33.15	9 R. DOORAKKERS	On the Gravel - Re-Joined - Turn 1
13.34.15	26 L. HOPKINS	On the Gravel - Re-Joined - Turn 5
13.34.19	28 P. GIACOMINI	On the Gravel - Re-Joined - Turn 1
13.35.37	17 G. NODERER	On the Gravel - Re-Joined - Turn 1
13.35.57	61 D. BLIN	On the Gravel - Re-Joined - Turn 5
13.36.12	61 D. BLIN	On the Gravel - Re-Joined - Turn 10
13.38.36	44 S. LOCHOFF	Crashed - Turn 11
13.38.37	49 M. CARUSI	Crashed - Turn 11
13.38.55	53 V. GRIMOUX	Crashed - Turn 14
13.39.13	53 V. GRIMOUX	Re-joined
13.42.14	49 M. CARUSI	Medical Centre
13.43.21	28 P. GIACOMINI	Technical Problem - Turn 5
13.47.13		End Of Session

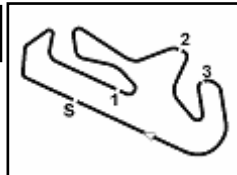
Fastest Laps Sequence

No.	Rider	Nat	Team	Bike	Local Time	Time	Gap	Avg
53	V. GRIMOUX	FRA	Team Toth	Yamaha YZF-R3	13:34'16.340	2'06.062		131,135
61	D. BLIN	POL	Wojcik FHP YART Racing Team	Yamaha YZF-R3	13:34'16.798	2'05.689	-0.373	131,525
19	E. ROVELLI	ITA	ParkinGO DS Junior Team	Yamaha YZF-R3	13:34'28.253	2'04.625	-1.064	132,648
87	A. LICCIARDI	BEL	Team Trasimeno	Yamaha YZF-R3	13:34'33.321	2'04.048	-0.577	133,265
80	A. PONTONE	ITA	IODARacing	Yamaha YZF-R3	13:34'38.306	2'03.113	-0.935	134,277
15	A. COPPOLA	ITA	SK Racing	Yamaha YZF-R3	13:35'33.058	2'02.175	-0.938	135,308
15	A. COPPOLA	ITA	SK Racing	Yamaha YZF-R3	13:37'34.987	2'01.929	-0.246	135,581
13	J. FACCO	ITA	SK Racing	Yamaha YZF-R3	13:43'42.797	2'01.035	-0.894	136,582

Start 13:30 End 13:47 The results are provisional until the end of the time limit for protests and appeals and the completion of the technical checks.

These data/results cannot be reproduced, stored and/or transmitted in whole or in part by any manner of electronic, mechanical, photocopying, recording, broadcasting or otherwise now known or herein after developed without the previous express consent by the copyright owner, except for reproduction in daily press and regular printed publications on sale to the public within 60 days of the event related to those data/results and always provided that copyright symbol appears together as follows below.

© DORNA WSBK ORGANIZATION Srl 2017



Portuguese Round, 15-16-17 September 2017

World Supersport 300 - Best Sector & Speed Superpole 1

BEST LAP			
1	13 J. FACCO	Yamaha YZF-R3	2'01.035
2	15 A. COPPOLA	Yamaha YZF-R3	2'01.816
3	18 A. MURLEY	Yamaha YZF-R3	2'02.101
4	84 M. CARBONERA	Yamaha YZF-R3	2'02.374
5	87 A. LICCIARDI	Yamaha YZF-R3	2'02.398
6	22 M. KALININ	Yamaha YZF-R3	2'02.536
7	27 F. ROVELLI	Yamaha YZF-R3	2'02.537
8	80 A. PONTONE	Yamaha YZF-R3	2'02.733
9	12 A. RUSMIPUTRO	Yamaha YZF-R3	2'02.765
10	61 D. BLIN	Yamaha YZF-R3	2'03.069
11	19 E. ROVELLI	Yamaha YZF-R3	2'03.294
12	54 H. CABUK	Kawasaki Ninja 300	2'03.394
13	17 G. NODERER	Honda CBR500R	2'03.448
14	28 P. GIACOMINI	Yamaha YZF-R3	2'03.557
15	66 T. TAYLOR	Kawasaki Ninja 300	2'03.666
16	79 C. TAYLOR	Kawasaki Ninja 300	2'03.722
17	23 M. BASTIANELLI	Kawasaki Ninja 300	2'03.756
18	121 K. PATOVA	Yamaha YZF-R3	2'03.886
19	35 A. TRIGLIA	Honda CBR500R	2'03.971
20	44 S. LOCHOFF	Yamaha YZF-R3	2'04.344
21	130 R. FERREIRA	Yamaha YZF-R3	2'04.665
22	49 M. CARUSI	Kawasaki Ninja 300	2'04.678
23	20 D. LOUREIRO	Yamaha YZF-R3	2'04.875
24	7 N. SETTIMO	Yamaha YZF-R3	2'05.445
25	9 R. DOORAKKERS	Yamaha YZF-R3	2'05.502
26	53 V. GRIMOUX	Yamaha YZF-R3	2'06.062
27	58 T. FINOCCHIARO	Yamaha YZF-R3	2'06.240

SPEED			
1	7 N. SETTIMO	Yamaha YZF-R3	190,5
2	61 D. BLIN	Yamaha YZF-R3	190,1
3	12 A. RUSMIPUTRO	Yamaha YZF-R3	190,1
4	22 M. KALININ	Yamaha YZF-R3	189,1
5	54 H. CABUK	Kawasaki Ninja 300	188,5
6	9 R. DOORAKKERS	Yamaha YZF-R3	188,2
7	87 A. LICCIARDI	Yamaha YZF-R3	187,8
8	49 M. CARUSI	Kawasaki Ninja 300	187,5
9	121 K. PATOVA	Yamaha YZF-R3	186,5
10	66 T. TAYLOR	Kawasaki Ninja 300	185,9
11	23 M. BASTIANELLI	Kawasaki Ninja 300	185,6
12	79 C. TAYLOR	Kawasaki Ninja 300	185,2
13	80 A. PONTONE	Yamaha YZF-R3	184,9
14	35 A. TRIGLIA	Honda CBR500R	184,9
15	27 F. ROVELLI	Yamaha YZF-R3	184,6
16	20 D. LOUREIRO	Yamaha YZF-R3	182,7
17	18 A. MURLEY	Yamaha YZF-R3	182,7
18	15 A. COPPOLA	Yamaha YZF-R3	182,4
19	17 G. NODERER	Honda CBR500R	182,1
20	13 J. FACCO	Yamaha YZF-R3	181,8
21	19 E. ROVELLI	Yamaha YZF-R3	181,2
22	58 T. FINOCCHIARO	Yamaha YZF-R3	180,9
23	84 M. CARBONERA	Yamaha YZF-R3	180,3
24	130 R. FERREIRA	Yamaha YZF-R3	179,4
25	44 S. LOCHOFF	Yamaha YZF-R3	178,2
26	53 V. GRIMOUX	Yamaha YZF-R3	175,3
27	28 P. GIACOMINI	Yamaha YZF-R3	169,5

SEG. 1			SEG. 2			SEG. 3			SEG. 4		
1	27 F. ROVELLI	40.050	1	15 A. COPPOLA	34.375	1	84 M. CARBONERA	23.594	1	19 E. ROVELLI	22.455
2	54 H. CABUK	40.070	2	13 J. FACCO	34.502	2	87 A. LICCIARDI	23.642	2	13 J. FACCO	22.524
3	13 J. FACCO	40.123	3	28 P. GIACOMINI	34.589	3	15 A. COPPOLA	23.655	3	18 A. MURLEY	22.657
4	18 A. MURLEY	40.205	4	84 M. CARBONERA	34.665	4	13 J. FACCO	23.690	4	66 T. TAYLOR	22.664
5	12 A. RUSMIPUTRO	40.303	5	27 F. ROVELLI	34.721	5	27 F. ROVELLI	23.714	5	17 G. NODERER	22.664
6	61 D. BLIN	40.391	6	22 M. KALININ	34.746	6	80 A. PONTONE	23.792	6	22 M. KALININ	22.774
7	15 A. COPPOLA	40.397	7	18 A. MURLEY	34.803	7	28 P. GIACOMINI	23.909	7	121 K. PATOVA	22.784
8	87 A. LICCIARDI	40.406	8	87 A. LICCIARDI	34.857	8	22 M. KALININ	23.938	8	12 A. RUSMIPUTRO	22.793
9	19 E. ROVELLI	40.465	9	80 A. PONTONE	34.859	9	18 A. MURLEY	23.996	9	54 H. CABUK	22.882
10	80 A. PONTONE	40.490	10	12 A. RUSMIPUTRO	34.935	10	53 V. GRIMOUX	24.013	10	15 A. COPPOLA	22.963
11	22 M. KALININ	40.498	11	54 H. CABUK	34.974	11	79 C. TAYLOR	24.035	11	49 M. CARUSI	22.989
12	84 M. CARBONERA	40.517	12	66 T. TAYLOR	35.054	12	19 E. ROVELLI	24.051	12	80 A. PONTONE	23.043
13	66 T. TAYLOR	40.583	13	20 D. LOUREIRO	35.058	13	61 D. BLIN	24.055	13	84 M. CARBONERA	23.065
14	79 C. TAYLOR	40.732	14	130 R. FERREIRA	35.086	14	17 G. NODERER	24.065	14	44 S. LOCHOFF	23.120
15	17 G. NODERER	40.739	15	9 R. DOORAKKERS	35.123	15	23 M. BASTIANELLI	24.116	15	7 N. SETTIMO	23.139
16	35 A. TRIGLIA	40.843	16	23 M. BASTIANELLI	35.153	16	121 K. PATOVA	24.136	16	79 C. TAYLOR	23.150
17	23 M. BASTIANELLI	40.979	17	35 A. TRIGLIA	35.154	17	49 M. CARUSI	24.152	17	23 M. BASTIANELLI	23.167
18	121 K. PATOVA	40.988	18	19 E. ROVELLI	35.180	18	12 A. RUSMIPUTRO	24.173	18	61 D. BLIN	23.177
19	9 R. DOORAKKERS	41.039	19	79 C. TAYLOR	35.190	19	35 A. TRIGLIA	24.222	19	9 R. DOORAKKERS	23.182
20	28 P. GIACOMINI	41.062	20	121 K. PATOVA	35.206	20	7 N. SETTIMO	24.235	20	87 A. LICCIARDI	23.226
21	53 V. GRIMOUX	41.207	21	61 D. BLIN	35.209	21	130 R. FERREIRA	24.245	21	130 R. FERREIRA	23.256
22	44 S. LOCHOFF	41.221	22	17 G. NODERER	35.268	22	20 D. LOUREIRO	24.332	22	27 F. ROVELLI	23.304
23	49 M. CARUSI	41.282	23	49 M. CARUSI	35.307	23	66 T. TAYLOR	24.332	23	20 D. LOUREIRO	23.364
24	20 D. LOUREIRO	41.289	24	53 V. GRIMOUX	35.437	24	44 S. LOCHOFF	24.437	24	35 A. TRIGLIA	23.368
25	130 R. FERREIRA	41.355	25	7 N. SETTIMO	35.451	25	54 H. CABUK	24.466	25	28 P. GIACOMINI	23.581
26	7 N. SETTIMO	41.569	26	44 S. LOCHOFF	35.453	26	58 T. FINOCCHIARO	24.543	26	58 T. FINOCCHIARO	23.663
27	58 T. FINOCCHIARO	41.982	27	58 T. FINOCCHIARO	35.693	27	9 R. DOORAKKERS	24.808	27	53 V. GRIMOUX	23.999

16/09/2017

These data/results cannot be reproduced, stored and/or transmitted in whole or in part by any manner of electronic, mechanical, photocopying, recording, broadcasting or otherwise now known or herein after developed without the previous express consent by the copyright owner, except for reproduction in daily press and regular printed publications on sale to the public within 60 days of the event related to those data/results and always provided that copyright symbol appears together as follows below.

© DORNA WSBK ORGANIZATION Srl 2017

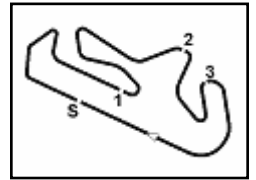
FICR PERUGIA TIMING



Official Tyre Supplier



Official Timekeeper



Portimao 4.592 m

Portuguese Round, 15-16-17 September 2017

World Supersport 300 - Ideal Times Superpole 1

Rider No.	Nat	Bike	Seg. 1 Diff. 1	Seg. 2 Diff. 2	Seg. 3 Diff. 3	Seg. 4 Diff. 4	Ideal Time			
							Best Lap	Pos.	Diff.	
1	13 J. FACCO	ITA	Yamaha YZF-R3	40.123 0.196	34.502	23.690	22.524	2'00.839 2'01.035	1	0.196
2	15 A. COPPOLA	ITA	Yamaha YZF-R3	40.397 0.209	34.375 0.150	23.655	22.963 0.067	2'01.390 2'01.816	2	0.426
3	18 A. MURLEY	GBR	Yamaha YZF-R3	40.205	34.803	23.996	22.657 0.440	2'01.661 2'02.101	3	0.440
4	27 F. ROVELLI	ITA	Yamaha YZF-R3	40.050	34.721	23.714 0.319	23.304 0.429	2'01.789 2'02.537	7	0.748
5	84 M. CARBONERA	ITA	Yamaha YZF-R3	40.517	34.665 0.362	23.594	23.065 0.171	2'01.841 2'02.374	4	0.533
6	22 M. KALININ	UKR	Yamaha YZF-R3	40.498 0.115	34.746 0.004	23.938	22.774 0.461	2'01.956 2'02.536	6	0.580
7	87 A. LICCIARDI	BEL	Yamaha YZF-R3	40.406	34.857	23.642 0.267	23.226	2'02.131 2'02.398	5	0.267
8	19 E. ROVELLI	ITA	Yamaha YZF-R3	40.465 0.001	35.180	24.051 0.174	22.455 0.968	2'02.151 2'03.294	11	1.143
9	80 A. PONTONE	ITA	Yamaha YZF-R3	40.490 0.319	34.859 0.230	23.792	23.043	2'02.184 2'02.733	8	0.549
10	12 A. RUSMIPUTRO	INA	Yamaha YZF-R3	40.303 0.136	34.935 0.103	24.173 0.322	22.793	2'02.204 2'02.765	9	0.561
11	54 H. CABUK	TUR	Kawasaki Ninja 300	40.070 0.263	34.974 0.616	24.466 0.026	22.882 0.097	2'02.392 2'03.394	12	1.002
12	66 T. TAYLOR	GBR	Kawasaki Ninja 300	40.583 0.310	35.054 0.019	24.332 0.061	22.664 0.643	2'02.633 2'03.666	15	1.033
13	17 G. NODERER	GER	Honda CBR500R	40.739 0.078	35.268 0.077	24.065 0.140	22.717 0.364	2'02.789 2'03.448	13	0.659
14	61 D. BLIN	POL	Yamaha YZF-R3	40.391	35.209 0.194	24.055	23.177 0.043	2'02.832 2'03.069	10	0.237
15	79 C. TAYLOR	GBR	Kawasaki Ninja 300	40.732 0.202	35.190	24.035 0.022	23.150 0.391	2'03.107 2'03.722	16	0.615
16	121 K. PATOVA	FIN	Yamaha YZF-R3	40.988 0.115	35.206 0.061	24.136	22.784 0.596	2'03.114 2'03.886	18	0.772
17	28 P. GIACOMINI	ITA	Yamaha YZF-R3	41.062 0.183	34.589 0.156	23.909 0.077	23.581	2'03.141 2'03.557	14	0.416
18	23 M. BASTIANELLI	ITA	Kawasaki Ninja 300	40.979	35.153	24.116 0.076	23.167 0.265	2'03.415 2'03.756	17	0.341
19	35 A. TRIGLIA	ITA	Honda CBR500R	40.843	35.154 0.121	24.222 0.246	23.368 0.017	2'03.587 2'03.971	19	0.384
20	49 M. CARUSI	ITA	Kawasaki Ninja 300	41.282	35.307 0.295	24.152 0.653	22.989	2'03.730 2'04.678	22	0.948
21	130 R. FERREIRA	BRA	Yamaha YZF-R3	41.355	35.086 0.621	24.245 0.102	23.256	2'03.942 2'04.665	21	0.723
22	20 D. LOUREIRO	RSA	Yamaha YZF-R3	41.289 0.143	35.058 0.689	24.332	23.364	2'04.043 2'04.875	23	0.832
23	9 R. DOORAKKERS	NED	Yamaha YZF-R3	41.039	35.123 0.478	24.808 0.261	23.182 0.611	2'04.152 2'05.502	25	1.350
24	44 S. LOCHOFF	RSA	Yamaha YZF-R3	41.221	35.453 0.043	24.437 0.070	23.120	2'04.231 2'04.344	20	0.113
25	7 N. SETTIMO	ITA	Yamaha YZF-R3	41.569 0.175	35.451 0.596	24.235 0.031	23.139 0.249	2'04.394 2'05.445	24	1.051
26	53 V. GRIMOUX	FRA	Yamaha YZF-R3	41.207 0.745	35.437 0.488	24.013 0.173	23.999	2'04.656 2'06.062	26	1.406
27	58 T. FINOCCHIARO	GBR	Yamaha YZF-R3	41.982 0.023	35.693 0.140	24.543	23.663 0.196	2'05.881 2'06.240	27	0.359
Overall Ideal Time				40.050	34.375	23.594	22.455	2'00.474		

16/09/2017

These data/results cannot be reproduced, stored and/or transmitted in whole or in part by any manner of electronic, mechanical, photocopying, recording, broadcasting or otherwise now known or herein after developed without the previous express consent by the copyright owner, except for reproduction in daily press and regular printed publications on sale to the public within 60 days of the event related to those data/results and always provided that copyright symbol appears together as follows below.

© DORNA WSBK ORGANIZATION Srl 2017

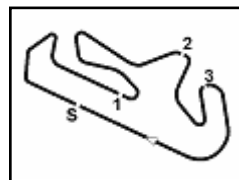
FICR PERUGIA TIMING



Official Tyre Supplier



Official Timekeeper



Portuguese Round, 15-16-17 September 2017 World Supersport 300 - Chronological Analysis Superpole 1

1° 13 J. FACCO (2'01.035)								8° 80 A. PONTONE (2'02.733)							
Lap	Seg.1	Seg.2	Seg.3	Seg.4	Lap Time	km/h	Local Time	Lap	Seg.1	Seg.2	Seg.3	Seg.4	Lap Time	km/h	Local Time
1		38.601	27.272	25.846			13:33'27.656	1		37.468	27.634	23.255			13:32'35.193
2	41.269	34.864	24.271	23.243	2'03.647	176,2	13:35'31.303	2	40.594	35.247	24.192	23.080	2'03.113	184,3	13:34'38.306
3	40.898	35.001	24.069	23.149	2'03.117	175,9	13:37'34.420	3	41.291	34.859	23.912	23.089	2'03.151	184,9	13:36'41.457
4	41.849	34.883	24.195	23.279	2'04.206	175,6	13:39'38.626	4	40.490	35.180	24.039	23.247	2'02.956	177,9	13:38'44.413
5	41.608	34.881	23.778	22.869	2'03.136	178,2	13:41'41.762	5	46.318	35.398	24.013	23.089	2'08.818	176,5	13:40'53.231
6	40.319	34.502	23.690	22.524	2'01.035	181,8	13:43'42.797	6	40.565	37.471	29.289	26.257	2'13.582	179,4	13:43'06.813
7	40.123	34.558	23.963	23.294	2'01.938	178,5	13:45'44.735	7	40.809	35.089	23.792	23.043	2'02.733	179,7	13:45'09.546

2° 15 A. COPPOLA (2'01.816)								9° 12 A. RUSMIPUTRO (2'02.765)							
Lap	Seg.1	Seg.2	Seg.3	Seg.4	Lap Time	km/h	Local Time	Lap	Seg.1	Seg.2	Seg.3	Seg.4	Lap Time	km/h	Local Time
1		39.885	29.381	25.824			13:33'30.883	1		43.428	25.967	24.050			13:32'33.272
2	40.717	34.647	23.800	23.011	2'02.175	176,5	13:35'33.058	2	41.838	35.761	24.312	23.101	2'05.012	179,4	13:34'38.284
3	40.606	34.539	23.821	22.963	2'01.929	177,3	13:37'34.987	3	41.132	34.935	24.313	23.085	2'03.465	187,5	13:36'41.749
4	40.522	34.375	23.732	25.356	2'03.985	177,6	13:39'38.972	4	40.439	35.038	24.495	22.793	2'02.765	179,1	13:38'44.514
5	40.637	34.547	23.788	23.172	2'02.144	182,4	13:41'41.116	5	45.988	35.806	24.262	22.948	2'09.004	175,6	13:40'53.518
6	40.606	34.525	23.655	23.030	2'01.816	175,0	13:43'42.932	6	40.303	37.886	26.200	29.761	2'14.150	190,1	13:43'07.668
7	40.397	34.558	24.305	24.108	2'03.368	177,6	13:45'46.300	7	40.651	35.025	24.173	23.315	2'03.164	187,2	13:45'10.832

3° 18 A. MURLEY (2'02.101)								10° 61 D. BLIN (2'03.069)							
Lap	Seg.1	Seg.2	Seg.3	Seg.4	Lap Time	km/h	Local Time	Lap	Seg.1	Seg.2	Seg.3	Seg.4	Lap Time	km/h	Local Time
1		37.600	25.356	24.046			13:32'44.738	1		37.314	24.726	24.629			13:32'11.109
2	41.247	35.543	24.539	23.593	2'04.922	172,0	13:34'49.660	2	41.661	35.893	24.111	24.024	2'05.689	178,2	13:34'16.798
3	41.198	41.053	25.775	30.766	2'18.792P	173,4	13:37'08.452	3	43.321	44.302	28.118	25.414	2'21.155	169,8	13:36'37.953
4	2'12.323	36.686	27.182	25.578	3'41.769P		13:40'50.221	4	42.052	35.469	24.095	23.736	2'05.352	162,9	13:38'43.305
5	40.710	35.342	24.212	22.657	2'02.921	182,7	13:42'53.142	5	41.278	35.357	25.517	23.983	2'06.135	176,5	13:40'49.440
6	40.205	34.803	23.996	23.097	2'02.101	181,2	13:44'55.243	6	41.251	35.812	24.481	23.177	2'04.721	190,1	13:42'54.161
7	43.884	38.271	24.046	23.204	2'09.405	175,3	13:47'04.648	7	42.064	35.209	24.080	23.722	2'05.075	183,4	13:44'59.236

4° 84 M. CARBONERA (2'02.374)								11° 19 E. ROVELLI (2'03.294)							
Lap	Seg.1	Seg.2	Seg.3	Seg.4	Lap Time	km/h	Local Time	Lap	Seg.1	Seg.2	Seg.3	Seg.4	Lap Time	km/h	Local Time
1		36.668	24.560	24.081			13:33'25.351	1		39.062	25.387	23.905			13:32'23.628
2	41.804	35.638	24.914	23.662	2'06.018	172,8	13:35'31.369	2	41.490	35.746	24.051	23.338	2'04.625	173,9	13:34'28.253
3	41.397	35.273	24.170	23.065	2'03.905	174,5	13:37'35.274	3	45.027	37.090	25.496	23.230	2'10.843	153,2	13:36'39.096
4	40.570	34.665	23.837	23.600	2'02.672	180,3	13:39'37.946	4	40.465	35.396	24.894	23.390	2'04.145	181,2	13:38'43.241
5	42.776	34.977	24.029	23.200	2'04.982	172,2	13:41'42.928	5	40.797	35.447	25.658	23.360	2'05.262	179,4	13:40'48.503
6	40.517	35.027	23.594	23.236	2'02.374	176,2	13:43'45.302	6	41.357	35.792	25.107	22.455	2'04.711	177,3	13:42'53.214
7	40.749	34.744	24.173	23.557	2'03.223	175,3	13:45'48.525	7	40.466	35.180	24.225	23.423	2'03.294	179,7	13:44'56.508
								8	40.872	37.259	24.935	23.272	2'06.338	178,2	13:47'02.846

5° 87 A. LICCIARDI (2'02.398)								12° 54 H. CABUK (2'03.394)							
Lap	Seg.1	Seg.2	Seg.3	Seg.4	Lap Time	km/h	Local Time	Lap	Seg.1	Seg.2	Seg.3	Seg.4	Lap Time	km/h	Local Time
1		38.229	24.797	23.929			13:32'29.273	1		39.840	26.153	24.142			13:32'31.459
2	41.352	35.288	23.849	23.559	2'04.048	175,0	13:34'33.321	2	42.043	35.784	25.194	23.091	2'06.112	182,4	13:34'37.571
3	41.220	34.905	27.582	24.987	2'08.694	172,8	13:36'42.015	3	40.889	35.064	24.519	23.560	2'04.032	184,0	13:36'41.603
4	41.850	35.746	25.411	23.865	2'06.872	178,5	13:38'48.887	4	40.333	35.590	24.492	22.979	2'03.394	181,2	13:38'44.997
5	40.760	34.921	23.642	23.537	2'02.860	178,5	13:40'51.747	5	40.934	35.111	24.859	22.924	2'03.828	188,5	13:40'48.825
6	40.406	34.857	23.909	23.226	2'02.398	179,7	13:42'54.145	6	40.070	36.093	24.466	23.512	2'04.141	182,4	13:42'52.966
7	40.954	34.861	23.896	23.357	2'03.068	183,7	13:44'57.213	7	41.128	34.974	24.671	23.069	2'03.842	177,6	13:44'56.808
8	41.406	35.875	24.287	23.653	2'05.221	187,8	13:47'02.434	8	42.251	35.798	25.004	22.882	2'05.935	177,6	13:47'02.743

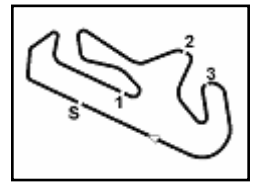
6° 22 M. KALININ (2'02.536)								13° 17 G. NODERER (2'03.448)							
Lap	Seg.1	Seg.2	Seg.3	Seg.4	Lap Time	km/h	Local Time	Lap	Seg.1	Seg.2	Seg.3	Seg.4	Lap Time	km/h	Local Time
1		38.375	26.228	24.614			13:32'33.258	1		37.893	26.222	23.658			13:32'32.593
2	41.552	36.474	24.635	22.845	2'05.506	179,7	13:34'38.764								
3	41.225	34.886	24.164	22.997	2'03.272	189,1	13:36'42.036								
4	41.418	35.190	24.237	22.853	2'03.698	176,5	13:38'45.734								
5	40.498	34.746	24.560	23.097	2'02.901	183,4	13:40'48.635								
6	42.360	35.733	24.707	22.774	2'05.574	175,9	13:42'54.209								
7	40.613	34.750	23.938	23.235	2'02.536	182,7	13:44'56.745								
8	41.184	37.561	25.002	23.010	2'06.757	180,6	13:47'03.502								

7° 27 F. ROVELLI (2'02.537)															
Lap	Seg.1	Seg.2	Seg.3	Seg.4	Lap Time	km/h	Local Time								

16/09/2017 P = Pits In/Out - C = Lap-Time Cancelled

These data/results cannot be reproduced, stored and/or transmitted in whole or in part by any manner of electronic, mechanical, photocopying, recording, broadcasting or otherwise now known or herein after developed without the previous express consent by the copyright owner, except for reproduction in daily press and regular printed publications on sale to the public within 60 days of the event related to those data/results and always provided that copyright symbol appears together as follows below.

© DORNA WSBK ORGANIZATION Srl 2017



Portimao 4.592 m

2 / 3

Portuguese Round, 15-16-17 September 2017

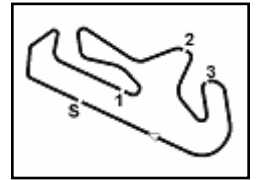
World Supersport 300 - Chronological Analysis Superpole 1

Lap	Seg.1	Seg.2	Seg.3	Seg.4	Lap Time	km/h	Local Time
2	41.514	35.803	24.317	22.717	2'04.351	180,6	13:34'36.944
3	47.971	37.146	25.402	23.505	2'14.024	182,1	13:36'50.968
4	41.257	35.268	24.148	23.490	2'04.163	178,5	13:38'55.131
5	40.817	35.345	24.205	23.081	2'03.448	179,1	13:40'58.579
6	42.767	36.600	24.611	23.426	2'07.404	173,6	13:43'05.983
7	40.739	35.458	24.065	23.317	2'03.579	181,8	13:45'09.562
20° 44 S. LOCHOFF (2'04.344)							
Lap	Seg.1	Seg.2	Seg.3	Seg.4	Lap Time	km/h	Local Time
1		37.796	27.133	23.865			13:32'34.836
2	41.627	36.248	24.437	23.890	2'06.202	178,2	13:34'41.038
3	41.221	35.496	24.507	23.120	2'04.344	175,6	13:36'45.382
21° 130 R. FERREIRA (2'04.665)							
Lap	Seg.1	Seg.2	Seg.3	Seg.4	Lap Time	km/h	Local Time
1		41.098	27.255	24.815			13:32'18.477
2	42.243	36.203	24.548	23.597	2'06.591	169,0	13:34'25.068
3	41.817	35.773	24.384	23.777	2'05.751	169,3	13:36'30.819
4	41.564	35.530	24.245	23.946	2'05.285	169,3	13:38'36.104
5	43.175	37.238	25.632	24.495	2'10.540	169,3	13:40'46.644
6	42.410	35.642	24.273	24.056	2'06.381	166,7	13:42'53.025
7	42.584	35.086	24.723	23.455	2'05.848	175,0	13:44'58.873
8	41.355	35.707	24.347	23.256	2'04.665	179,4	13:47'03.538
22° 49 M. CARUSI (2'04.678)							
Lap	Seg.1	Seg.2	Seg.3	Seg.4	Lap Time	km/h	Local Time
1		47.317	27.662	24.072			13:32'34.659
2	41.282	35.602	24.805	22.989	2'04.678	179,7	13:34'39.337
3	42.765	36.509	24.152	23.212	2'06.638	187,5	13:36'45.975
23° 20 D. LOUREIRO (2'04.875)							
Lap	Seg.1	Seg.2	Seg.3	Seg.4	Lap Time	km/h	Local Time
1		41.728	25.822	24.509			13:32'31.613
2	41.432	35.747	24.332	23.364	2'04.875	182,7	13:34'36.488
3	41.289	35.058	24.528	37.111	2'17.986P	179,1	13:36'54.474
4	2'12.654	36.492	25.625	25.674	3'40.445P		13:40'34.919
5	41.654	35.348	24.411	23.886	2'05.299	175,0	13:42'40.218
6	51.075	41.261	26.154	32.783	2'31.273P	174,2	13:45'11.491
24° 7 N. SETTIMO (2'05.445)							
Lap	Seg.1	Seg.2	Seg.3	Seg.4	Lap Time	km/h	Local Time
1		43.620	26.969	23.748			13:32'31.790
2	42.705	36.069	24.974	23.139	2'06.887	182,7	13:34'38.677
3	41.879	36.174	24.576	23.984	2'06.613	190,5	13:36'45.290
4	41.837	35.451	25.552	23.684	2'06.524	174,5	13:38'51.814
5	41.569	36.108	24.235	24.001	2'05.913	175,9	13:40'57.727
6	43.855	36.108	24.296	23.829	2'08.088	173,1	13:43'05.815
7	41.744	36.047	24.266	23.388	2'05.445	176,5	13:45'11.260
25° 9 R. DOORAKKERS (2'05.502)							
Lap	Seg.1	Seg.2	Seg.3	Seg.4	Lap Time	km/h	Local Time
1		42.225	30.980	25.237			13:32'27.861
2	46.685	36.134	25.349	23.344	2'11.512	167,2	13:34'39.373
3	41.330	36.105	24.973	23.541	2'05.949	188,2	13:36'45.322
4	41.039	35.601	25.069	23.793	2'05.502	175,3	13:38'50.824
5	44.223	35.545	24.808	23.182	2'07.758	174,8	13:40'58.582
6	41.893	35.568	24.834	23.457	2'05.752	175,3	13:43'04.334
7	44.745	35.123	25.186	23.504	2'08.558	172,2	13:45'12.892
26° 53 V. GRIMOUX (2'06.062)							
Lap	Seg.1	Seg.2	Seg.3	Seg.4	Lap Time	km/h	Local Time
1		37.172	24.596	24.324			13:32'10.278
2	41.952	35.925	24.186	23.999	2'06.062	172,2	13:34'16.340
3	43.387	37.394	26.500	27.301	2'14.582	170,9	13:36'30.922
4	41.207	35.437	24.013	1'47.305	3'27.962P	175,3	13:39'58.884
27° 58 T. FINOCCHIARO (2'06.240)							

16/09/2017 P = Pits In/Out - C = Lap-Time Cancelled

These data/results cannot be reproduced, stored and/or transmitted in whole or in part by any manner of electronic, mechanical, photocopying, recording, broadcasting or otherwise now known or herein after developed without the previous express consent by the copyright owner, except for reproduction in daily press and regular printed publications on sale to the public within 60 days of the event related to those data/results and always provided that copyright symbol appears together as follows below.

© DORNA WSBK ORGANIZATION Srl 2017



Portimao 4.592 m

Portuguese Round, 15-16-17 September 2017

World Supersport 300 - Chronological Analysis Superpole 1

Lap	Seg.1	Seg.2	Seg.3	Seg.4	Lap Time	km/h	Local Time
1		41.343	27.317	23.973			13:32'30.454
2	42.116	35.988	25.380	23.870	2'07.354	175.6	13:34'37.808
3	42.091	36.651	25.003	23.760	2'07.505	180,9	13:36'45.313
4	42.313	35.693	25.199	23.663	2'06.868	173.6	13:38'52.181
5	42.005	35.833	24.543	23.859	2'06.240	178,2	13:40'58.421
6	43.343	36.483	24.734	23.829	2'08.389	173,9	13:43'06.810
7	41.982	36.036	25.883	24.037	2'07.938	178,8	13:45'14.748

16/09/2017

P = Pits In/Out - C = Lap-Time Cancelled

These data/results cannot be reproduced, stored and/or transmitted in whole or in part by any manner of electronic, mechanical, photocopying, recording, broadcasting or otherwise now known or herein after developed without the previous express consent by the copyright owner, except for reproduction in daily press and regular printed publications on sale to the public within 60 days of the event related to those data/results and always provided that copyright symbol appears together as follows below.

© DORNA WSBK ORGANIZATION Srl 2017

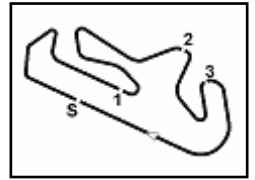
FKR PERUGIA TIMING



Official Tyre Supplier



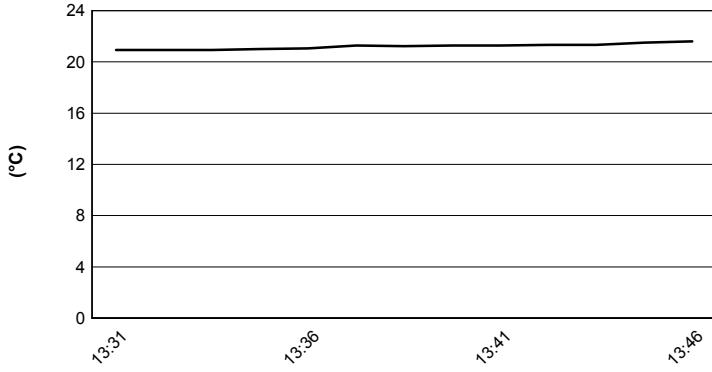
Official Timekeeper



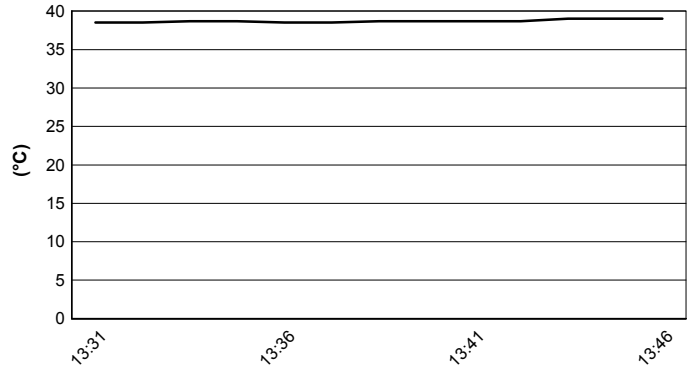
Portimao 4.592 m

Portuguese Round, 15-16-17 September 2017
World Supersport 300 - Weather Report Superpole 1
 Session started 13:30 - Session ended 13:47

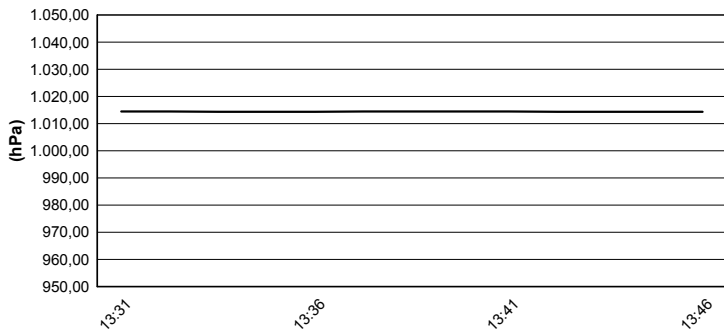
Air Temperature



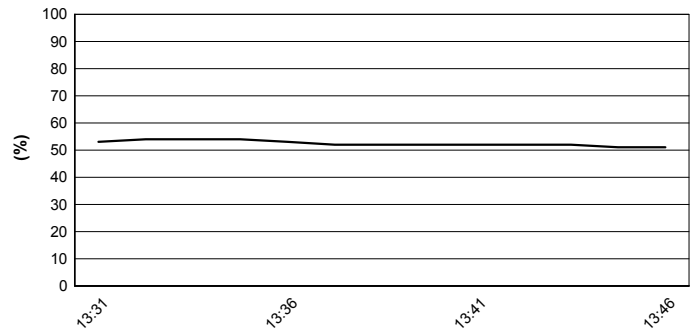
Track Temperature



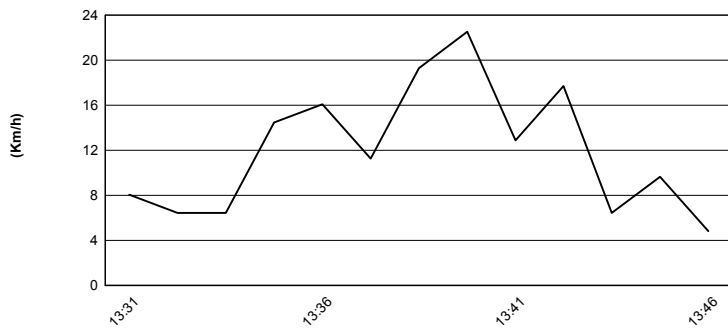
Air Pressure



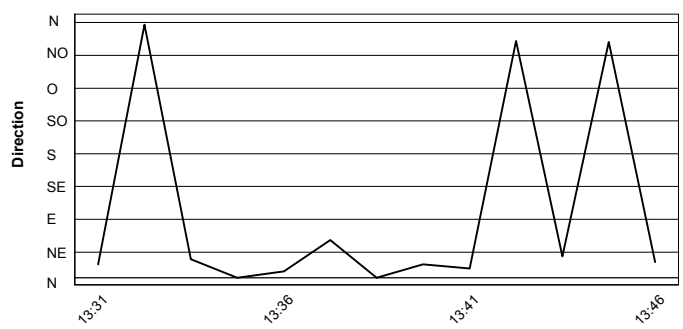
Humidity



Wind Speed



Wind Direction



16/09/2017

These data/results cannot be reproduced, stored and/or transmitted in whole or in part by any manner of electronic, mechanical, photocopying, recording, broadcasting or otherwise now known or herein after developed without the previous express consent by the copyright owner, except for reproduction in daily press and regular printed publications on sale to the public within 60 days of the event related to those data/results and always provided that copyright symbol appears together as follows below.

© DORNA WSBK ORGANIZATION Srl 2017



Official Tyre Supplier



Official Timekeeper