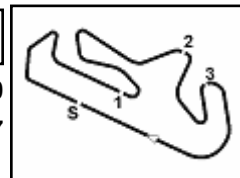




7.1
STK1000
120/07



Portimao 4.592 m

1 / 2

Portuguese Round, 15-16-17 September 2017

Superstock 1000 - Results Race

Laps 9 = 41,328 Km - Time of Race 15'51.680 - Avg. 156,335 km/h

Pos	Race	Grid	No. Rider	Nat	Team	Bike	LL	Gap	Fastest Lap	Speed	Qualifying		Ranking		
											Time	Speed	R	Tot	Pos
1	4	54	T. RAZGATLIOGLU	TUR	Kawasaki Puccetti Racing	Kawasaki ZX-10RR	9		1'44.789	296,7	1'45.162	291,9	25	114	2
2	1	21	F. MARINO	FRA	PATA Yamaha Official STK 1000 Team	Yamaha YZF R1	9	2.478	1'45.127	292,7	1'44.936	291,1	20	100	3
3	5	71	M. SCHEIB	CHI	Nuova M2 Racing	Aprilia RSV4 RF	9	2.655	1'45.431	295,9	1'45.193	291,1	16	57	7
4	2	57	M. JONES	AUS	Aruba.it Racing - Junior Team	Ducati Panigale R	9	3.338	1'45.479	288,8	1'44.956	285,0	13	62	5
5	6	11	J. GUARNONI	FRA	Pedercini Racing Kawasaki	Kawasaki ZX-10RR	9	5.667	1'45.795	290,3	1'45.238	287,2	11	59	6
6	3	2	R. TAMBURINI	ITA	PATA Yamaha Official STK 1000 Team	Yamaha YZF R1	9	6.361	1'45.526	291,1	1'45.125	286,5	10	82	4
7	12	3	S. SUCHET	SUI	Berclaz Racing Team	BMW S 1000 RR	9	8.989	1'45.827	295,1	1'45.955	291,9	9	46	10
8	10	70	L. VITALI	ITA	Nuova M2 Racing	Aprilia RSV4 RF	9	9.367	1'45.935	288,0	1'45.924	284,2	8	52	9
9	8	12	M. RINALDI	ITA	Aruba.it Racing - Junior Team	Ducati Panigale R	9	12.067	1'46.128	288,8	1'45.577	291,1	7	122	1
10	17	90	T. FINSTERBUSCH	GER	Agro On-Benjan-Kawasaki	Kawasaki ZX-10RR	9	22.216	1'47.234	283,5	1'47.477	281,3	6	9	18
11	16	19	J. PUFFE	GER	Althea MF84	BMW S 1000 RR	9	22.797	1'46.575	290,3	1'47.268	288,0	5	20	13
12	11	41	F. D'ANNUNZIO	ITA	FDA Racing Team	BMW S 1000 RR	9	23.007	1'47.346	277,6	1'45.945	279,8	4	7	21
13	15	18	R. CECCHINI	ITA	2R Road Racing	BMW S 1000 RR	9	23.872	1'47.127	289,5	1'47.014	285,7	3	6	25
14	19	34	X. PINSACH	ESP	ETG Racing	Kawasaki ZX-10RR	9	23.912	1'47.676	274,8	1'47.633	284,2	2	2	28
15	23	77	W. TESSELS	NED	Agro On-Benjan-Kawasaki	Kawasaki ZX-10RR	9	24.682	1'47.253	289,5	1'47.931	281,3	1	6	24
16	18	68	G. SCOTT	AUS	Agro On-Benjan-Kawasaki	Kawasaki ZX-10RR	9	24.945	1'47.223	289,5	1'47.479	285,0	2	30	
17	21	51	E. VIONNET	SUI	Motors Vionnet	BMW S 1000 RR	9	32.081	1'48.355	282,7	1'47.881	287,2	5	26	
18	20	59	A. SCHACHT	DEN	EAB Schacht Racing Team	Ducati Panigale R	9	35.663	1'47.778	279,1	1'47.690	279,8	19	14	
19	25	81	A. BERNARDI	ITA	TheBlackSheepTeam	Yamaha YZF R1	9	40.641	1'48.984	278,4	1'48.701	274,1			
20	24	32	M. MOSER	GER	TripleM Racing	Kawasaki ZX-10RR	9	40.693	1'49.041	272,0	1'48.079	273,4	1	31	
21	26	46	M. CUDEVILLE	FRA	Leader Team Flembbo	Kawasaki ZX-10RR	9	46.878	1'49.751	278,4	1'49.043	274,8			
22	22	6	E. PUSCEDDU	ITA	D.K.Racing	BMW S 1000 RR	9	50.821	1'48.936	282,0	1'47.211	282,0	7	22	
-----Not Classified-----															
RET	14	16	G. RUIU	ITA	Team Trasimeno	Yamaha YZF R1	8	1 Lap	1'47.146	276,2	1'46.647	279,1			
RET	9	5	M. FACCANI	ITA	Althea BMW Racing Team	BMW S 1000 RR	7	2 Laps	1'45.310	291,9	1'45.687	289,5		56	8
RET	7	23	F. SANDI	ITA	Berclaz Racing Team	BMW S 1000 RR	5	4 Laps	1'45.260	292,7	1'45.256	288,0		40	11
RET	13	55	I. MYKHALCHYK	UKR	TripleM Racing	Kawasaki ZX-10RR	0				1'46.583	288,0		35	12

AIR	Humidity:	41%	Temp:	24°C
TRACK	Condition:	Dry	Temp:	40°C

Records	Pole (QP)	2015	R.Tamburini	1'44.522	158,16 Km/h
	Race (RC)	2015	K.Coghlan	1'44.839	157,68 Km/h
	Circuit (QP)	2015	R.Tamburini	1'44.522	158,16 Km/h
Race Fastest Lap	(New Record)	Lap 2	T.Razgatlionglu	1'44.789	157,76 Km/h

LAP LEADERS				
No. Rider	From	To	Laps	Total
57 M. JONES	1	1	1	1
54 T. RAZGATLIOGLU	2	9	8	8

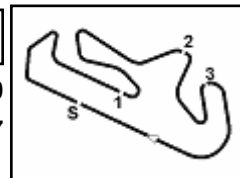
TOTAL LEADER LAPS	
No. Rider	Laps
54 T. RAZGATLIOGLU	31
12 M. RINALDI	27
23 F. SANDI	14
5 M. FACCANI	1
57 M. JONES	1

Start 17/09/2017 13:16 End 13:38 The results are provisional until the end of the time limit for protests and appeals and the completion of the technical checks.

These data/results cannot be reproduced, stored and/or transmitted in whole or in part by any manner of electronic, mechanical, photocopying, recording, broadcasting or otherwise now known or herein after developed without the previous express consent by the copyright owner, except for reproduction in daily press and regular printed publications on sale to the public within 60 days of the event related to those data/results and always provided that copyright symbol appears together as follows below.

© DORNA WSBK ORGANIZATION Srl 2017





Portuguese Round, 15-16-17 September 2017

Superstock 1000 - Results Race

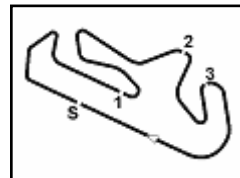
Race Highlights

Time	No. Rider	Description
13.00.00		Pit Lane Opened
13.05.00		Pit Lane Closed
13.11.00	59 Schacht	Will start the race from the pit lane
13.13.08		Warm-up Lap Start
13.15.09	59 Schacht	Entered Pits
13.15.24	55 Mykhalchyk	Entered Pits
13.16.34		Start
13.17.59	55 Mykhalchyk	Retired
13.18.25		No Jump Start
13.19.10	59 Schacht	On the Gravel - Re-Joined - Turn 8
13.20.02		New Lap Record
13.26.31	23 Sandi	Technical Problem - Turn 12
13.27.44	23 Sandi	Out
13.29.28	5 Faccani	Crashed - Turn 5
13.30.10	5 Faccani	Out
13.32.55	16 Ruiu	Crashed - Turn 15
13.33.46	16 Ruiu	Out
13.34.12		RED FLAG
13.35.38	21 Marino	Stop - Technical Problem
13.38.40		End Of Session

17/09/2017 Start End The results are provisional until the end of the time limit for protests and appeals
 13:16 13:38 and the completion of the technical checks.

These data/results cannot be reproduced, stored and/or transmitted in whole or in part by any manner of electronic, mechanical, photocopying, recording, broadcasting or otherwise now known or herein after developed without the previous express consent by the copyright owner, except for reproduction in daily press and regular printed publications on sale to the public within 60 days of the event related to those data/results and always provided that copyright symbol appears together as follows below.

© DORNA WSBK ORGANIZATION Srl 2017


7.2
STK1000
120/07


Portimao 4.592 m

1 / 2

Portuguese Round, 15-16-17 September 2017
Superstock 1000 - Lap Chart Race

	Lap								
	1	2	3	4	5	6	7	8	9
1	57	54	54	54	54	54	54	54	54
2	21	57	57	21	21	21	21	21	21
3	54	71	21	57	57	57	57	71	71
4	12	21	23	23	23	71	71	57	57
5	71	23	71	71	71	5	5	11	11
6	23	12	5	5	5	2	2	2	2
7	5	5	12	2	2	11	11	3	3
8	2	2	2	11	11	70	70	70	70
9	11	11	11	12	70	3	3	12	12
10	70	70	70	70	12	12	12	16	90
11	3	3	3	3	3	16	16	90	19
12	18	18	18	18	16	90	90	19	41
13	34	16	16	16	18	18	19	18	18
14	16	90	90	90	90	19	18	41	34
15	90	34	34	19	19	41	41	34	77
16	41	41	19	34	34	34	34	77	68
17	19	19	41	41	41	77	77	68	51
18	68	68	68	68	77	68	68	51	59
19	77	77	77	77	68	51	51	59	81
20	6	51	51	51	51	59	59	81	32
21	81	81	81	81	59	81	81	32	46
22	51	46	59	59	81	32	32	46	6
23	32	32	46	46	32	46	46	6	
24	46	6	32	32	46	6	6		
25	59	59	6	6	6				

Final Result		
1	54 T. RAZGATLIOGLU	Laps 9
2	21 F. MARINO	2.478
3	71 M. SCHEIB	2.655
4	57 M. JONES	3.338
5	11 J. GUARNONI	5.667
6	2 R. TAMBURINI	6.361
7	3 S. SUCHET	8.989
8	70 L. VITALI	9.367
9	12 M. RINALDI	12.067
10	90 T. FINSTERBUSCH	22.216
11	19 J. PUFFE	22.797
12	41 F. D'ANNUNZIO	23.007
13	18 R. CECCHINI	23.872
14	34 X. PINSACH	23.912
15	77 W. TESSELS	24.682
16	68 G. SCOTT	24.945
17	51 E. VIONNET	32.081
18	59 A. SCHACHT	35.663
19	81 A. BERNARDI	40.641
20	32 M. MOSER	40.693
21	46 M. CUDEVILLE	46.878
22	6 E. PUSCEDDU	50.821
RET	16 G. RUIU	1 Lap
RET	5 M. FACCANI	2 Laps
RET	23 F. SANDI	4 Laps
RET	55 I. MYKHALCHYK	

17/09/2017

These data/results cannot be reproduced, stored and/or transmitted in whole or in part by any manner of electronic, mechanical, photocopying, recording, broadcasting or otherwise now known or herein after developed without the previous express consent by the copyright owner, except for reproduction in daily press and regular printed publications on sale to the public within 60 days of the event related to those data/results and always provided that copyright symbol appears together as follows below.

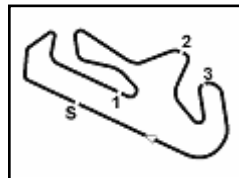
© DORNA WSBK ORGANIZATION Srl 2017

FCR PERUGIA TIMING


Official Tyre Supplier



Official Timekeeper



Portimao 4.592 m

Portuguese Round, 15-16-17 September 2017
Superstock 1000 - Lap Chart Race
Lap 1

1	57 M.Jones (AUS)	
2	21 F.Marino (FRA)	0.120
3	54 T.Razgatlioglu (TUR)	0.136
4	12 M.Rinaldi (ITA)	0.419
5	71 M.Scheib (CHI)	0.508
6	23 F.Sandi (ITA)	0.633
7	5 M.Faccani (ITA)	1.119
8	2 R.Tamburini (ITA)	1.400
9	11 J.Guarnoni (FRA)	1.658
10	70 L.Vitali (ITA)	1.859
11	3 S.Suchet (SUI)	2.571
12	18 R.Cecchini (ITA)	2.999
13	34 X.Pinsach (ESP)	3.517
14	16 G.Ruiu (ITA)	3.678
15	90 T.Finsterbusch (GER)	4.181
16	41 F.D'Annunzio (ITA)	4.272
17	19 J.Puffe (GER)	5.366
18	68 G.Scott (AUS)	5.408
19	77 W.Tessels (NED)	5.985
20	6 E.Pusceddu (ITA)	6.735
21	81 A.Bernardi (ITA)	6.914
22	51 E.Vionnet (SUI)	6.938
23	32 M.Moser (GER)	7.169
24	46 M.Cudeville (FRA)	7.618
25	59 A.Schacht (DEN)	7.940

Lap 2

1	54 T.Razgatlioglu (TUR)	
2	57 M.Jones (AUS)	0.838
3	71 M.Scheib (CHI)	1.345
4	21 F.Marino (FRA)	1.405
5	23 F.Sandi (ITA)	1.490
6	12 M.Rinaldi (ITA)	2.230
7	5 M.Faccani (ITA)	2.303
8	2 R.Tamburini (ITA)	2.615
9	11 J.Guarnoni (FRA)	2.806
10	70 L.Vitali (ITA)	3.039
11	3 S.Suchet (SUI)	3.473
12	18 R.Cecchini (ITA)	5.201
13	16 G.Ruiu (ITA)	6.169
14	90 T.Finsterbusch (GER)	6.490
15	34 X.Pinsach (ESP)	6.749
16	41 F.D'Annunzio (ITA)	6.896
17	19 J.Puffe (GER)	7.016
18	68 G.Scott (AUS)	8.133
19	77 W.Tessels (NED)	8.313
20	51 E.Vionnet (SUI)	10.478
21	81 A.Bernardi (ITA)	12.125
22	46 M.Cudeville (FRA)	13.490
23	32 M.Moser (GER)	13.626
24	6 E.Pusceddu (ITA)	13.843
25	59 A.Schacht (DEN)	13.858

Lap 3

1	54 T.Razgatlioglu (TUR)	
2	57 M.Jones (AUS)	1.431
3	21 F.Marino (FRA)	1.646
4	23 F.Sandi (ITA)	1.864
5	71 M.Scheib (CHI)	2.250
6	5 M.Faccani (ITA)	2.727
7	12 M.Rinaldi (ITA)	3.472
8	2 R.Tamburini (ITA)	3.578
9	11 J.Guarnoni (FRA)	3.742
10	70 L.Vitali (ITA)	4.088
11	3 S.Suchet (SUI)	4.598
12	18 R.Cecchini (ITA)	8.061
13	16 G.Ruiu (ITA)	8.429
14	90 T.Finsterbusch (GER)	8.924
15	34 X.Pinsach (ESP)	9.539
16	19 J.Puffe (GER)	9.641
17	41 F.D'Annunzio (ITA)	9.807
18	68 G.Scott (AUS)	10.470
19	77 W.Tessels (NED)	11.029

20	51 E.Vionnet (SUI)	13.947
21	81 A.Bernardi (ITA)	16.223
22	59 A.Schacht (DEN)	18.425
23	46 M.Cudeville (FRA)	18.535
24	32 M.Moser (GER)	18.667
25	6 E.Pusceddu (ITA)	29.672

Lap 4

1	54 T.Razgatlioglu (TUR)	
2	21 F.Marino (FRA)	1.822
3	57 M.Jones (AUS)	2.013
4	23 F.Sandi (ITA)	2.474
5	71 M.Scheib (CHI)	2.943
6	5 M.Faccani (ITA)	3.500
7	2 R.Tamburini (ITA)	3.750
8	11 J.Guarnoni (FRA)	4.357
9	12 M.Rinaldi (ITA)	4.885
10	70 L.Vitali (ITA)	4.988
11	3 S.Suchet (SUI)	5.125
12	18 R.Cecchini (ITA)	10.439
13	16 G.Ruiu (ITA)	10.498
14	90 T.Finsterbusch (GER)	11.126
15	19 J.Puffe (GER)	11.942
16	34 X.Pinsach (ESP)	12.322
17	41 F.D'Annunzio (ITA)	12.512
18	68 G.Scott (AUS)	12.962
19	77 W.Tessels (NED)	13.212
20	51 E.Vionnet (SUI)	17.265
21	81 A.Bernardi (ITA)	20.193
22	59 A.Schacht (DEN)	20.849
23	46 M.Cudeville (FRA)	22.932
24	32 M.Moser (GER)	23.022
25	6 E.Pusceddu (ITA)	33.254

Lap 5

1	54 T.Razgatlioglu (TUR)	
2	21 F.Marino (FRA)	2.131
3	57 M.Jones (AUS)	2.549
4	23 F.Sandi (ITA)	2.675
5	71 M.Scheib (CHI)	2.883
6	5 M.Faccani (ITA)	4.069
7	2 R.Tamburini (ITA)	4.273
8	11 J.Guarnoni (FRA)	4.661
9	70 L.Vitali (ITA)	5.658
10	12 M.Rinaldi (ITA)	6.443
11	3 S.Suchet (SUI)	6.450
12	16 G.Ruiu (ITA)	13.085
13	18 R.Cecchini (ITA)	13.829
14	90 T.Finsterbusch (GER)	13.917
15	19 J.Puffe (GER)	14.226
16	34 X.Pinsach (ESP)	14.716
17	41 F.D'Annunzio (ITA)	14.817
18	77 W.Tessels (NED)	15.256
19	68 G.Scott (AUS)	15.515
20	51 E.Vionnet (SUI)	20.260
21	59 A.Schacht (DEN)	24.378
22	81 A.Bernardi (ITA)	24.829
23	32 M.Moser (GER)	27.148
24	46 M.Cudeville (FRA)	27.762
25	6 E.Pusceddu (ITA)	37.120

Lap 6

1	54 T.Razgatlioglu (TUR)	
2	21 F.Marino (FRA)	1.867
3	57 M.Jones (AUS)	2.295
4	71 M.Scheib (CHI)	2.579
5	5 M.Faccani (ITA)	4.440
6	2 R.Tamburini (ITA)	4.786
7	11 J.Guarnoni (FRA)	4.956
8	70 L.Vitali (ITA)	6.280
9	3 S.Suchet (SUI)	6.799
10	12 M.Rinaldi (ITA)	7.710
11	16 G.Ruiu (ITA)	15.087
12	90 T.Finsterbusch (GER)	16.161
13	18 R.Cecchini (ITA)	16.594

14	19 J.Puffe (GER)	16.771
15	41 F.D'Annunzio (ITA)	16.829
16	34 X.Pinsach (ESP)	17.317
17	77 W.Tessels (NED)	17.610
18	68 G.Scott (AUS)	17.902
19	51 E.Vionnet (SUI)	22.842
20	59 A.Schacht (DEN)	26.924
21	81 A.Bernardi (ITA)	28.120
22	32 M.Moser (GER)	30.516
23	46 M.Cudeville (FRA)	31.987
24	6 E.Pusceddu (ITA)	40.255

Lap 7

1	54 T.Razgatlioglu (TUR)	
2	21 F.Marino (FRA)	2.027
3	57 M.Jones (AUS)	2.548
4	71 M.Scheib (CHI)	2.618
5	5 M.Faccani (ITA)	4.824
6	2 R.Tamburini (ITA)	5.230
7	11 J.Guarnoni (FRA)	5.297
8	70 L.Vitali (ITA)	7.175
9	3 S.Suchet (SUI)	7.219
10	12 M.Rinaldi (ITA)	9.066
11	16 G.Ruiu (ITA)	17.266
12	90 T.Finsterbusch (GER)	17.934
13	19 J.Puffe (GER)	18.642
14	18 R.Cecchini (ITA)	19.067
15	41 F.D'Annunzio (ITA)	19.092
16	34 X.Pinsach (ESP)	19.504
17	77 W.Tessels (NED)	19.799
18	68 G.Scott (AUS)	20.156
19	51 E.Vionnet (SUI)	25.661
20	59 A.Schacht (DEN)	29.909
21	81 A.Bernardi (ITA)	31.846
22	32 M.Moser (GER)	33.778
23	46 M.Cudeville (FRA)	36.764
24	6 E.Pusceddu (ITA)	43.456

Lap 8

1	54 T.Razgatlioglu (TUR)	
2	21 F.Marino (FRA)	2.302
3	71 M.Scheib (CHI)	2.521
4	57 M.Jones (AUS)	3.076
5	11 J.Guarnoni (FRA)	5.530
6	2 R.Tamburini (ITA)	6.118
7	3 S.Suchet (SUI)	8.144
8	70 L.Vitali (ITA)	8.306
9	12 M.Rinaldi (ITA)	10.464
10	16 G.Ruiu (ITA)	19.404
11	90 T.Finsterbusch (GER)	19.780
12	19 J.Puffe (GER)	20.737
13	18 R.Cecchini (ITA)	21.393
14	41 F.D'Annunzio (ITA)	21.451
15	34 X.Pinsach (ESP)	21.887
16	77 W.Tessels (NED)	22.228
17	68 G.Scott (AUS)	22.555
18	51 E.Vionnet (SUI)	29.036
19	59 A.Schacht (DEN)	32.522
20	81 A.Bernardi (ITA)	36.548
21	32 M.Moser (GER)	37.184
22	46 M.Cudeville (FRA)	42.256
23	6 E.Pusceddu (ITA)	47.151

Lap 9

1	54 T.Razgatlioglu (TUR)	
2	21 F.Marino (FRA)	2.478
3	71 M.Scheib (CHI)	2.655
4	57 M.Jones (AUS)	3.338
5	11 J.Guarnoni (FRA)	5.667
6	2 R.Tamburini (ITA)	6.361
7	3 S.Suchet (SUI)	8.989
8	70 L.Vitali (ITA)	9.367
9	12 M.Rinaldi (ITA)	12.067
10	90 T.Finsterbusch (GER)	22.216
11	19 J.Puffe (GER)	22.797

17/09/2017

These data/results cannot be reproduced, stored and/or transmitted in whole or in part by any manner of electronic, mechanical, photocopying, recording, broadcasting or otherwise now known or herein after developed without the previous express consent by the copyright owner, except for reproduction in daily press and regular printed publications on sale to the public within 60 days of the event related to those data/results and always provided that copyright symbol appears together as follows below.

© DORNA WSBK ORGANIZATION Srl 2017



Portuguese Round, 15-16-17 September 2017

Superstock 1000 - Best Sector & Speed Race

RESULTS

Pos	Rank	Name	Motorcycle	Laps
1	54	T. RAZGATLIOGLU	Kawasaki ZX-10RR	9
2	21	F. MARINO	Yamaha YZF R1	2.478
3	71	M. SCHEIB	Aprilia RSV4 RF	2.655
4	57	M. JONES	Ducati Panigale R	3.338
5	11	J. GUARNONI	Kawasaki ZX-10RR	5.667
6	2	R. TAMBURINI	Yamaha YZF R1	6.361
7	3	S. SUCHET	BMW S 1000 RR	8.989
8	70	L. VITALI	Aprilia RSV4 RF	9.367
9	12	M. RINALDI	Ducati Panigale R	12.067
10	90	T. FINSTERBUSCH	Kawasaki ZX-10RR	22.216
11	19	J. PUFFE	BMW S 1000 RR	22.797
12	41	F. D'ANNUNZIO	BMW S 1000 RR	23.007
13	18	R. CECCHINI	BMW S 1000 RR	23.872
14	34	X. PINSACH	Kawasaki ZX-10RR	23.912
15	77	W. TESSELS	Kawasaki ZX-10RR	24.682
16	68	G. SCOTT	Kawasaki ZX-10RR	24.945
17	51	E. VIONNET	BMW S 1000 RR	32.081
18	59	A. SCHACHT	Ducati Panigale R	35.663
19	81	A. BERNARDI	Yamaha YZF R1	40.641
20	32	M. MOSER	Kawasaki ZX-10RR	40.693
21	46	M. CUDEVILLE	Kawasaki ZX-10RR	46.878
22	6	E. PUSCEDDU	BMW S 1000 RR	50.821
RET	16	G. RUIU	Yamaha YZF R1	1 Lap
RET	5	M. FACCANI	BMW S 1000 RR	2 Laps
RET	23	F. SANDI	BMW S 1000 RR	4 Laps
RET	55	I. MYKHALCHYK	Kawasaki ZX-10RR	

SPEED

Pos	Rank	Name	Motorcycle	Speed
1	54	T. RAZGATLIOGLU	Kawasaki ZX-10RR	296,7
2	71	M. SCHEIB	Aprilia RSV4 RF	295,9
3	3	S. SUCHET	BMW S 1000 RR	295,1
4	21	F. MARINO	Yamaha YZF R1	292,7
5	23	F. SANDI	BMW S 1000 RR	292,7
6	5	M. FACCANI	BMW S 1000 RR	291,9
7	2	R. TAMBURINI	Yamaha YZF R1	291,1
8	19	J. PUFFE	BMW S 1000 RR	290,3
9	11	J. GUARNONI	Kawasaki ZX-10RR	290,3
10	68	G. SCOTT	Kawasaki ZX-10RR	289,5
11	18	R. CECCHINI	BMW S 1000 RR	289,5
12	77	W. TESSELS	Kawasaki ZX-10RR	289,5
13	12	M. RINALDI	Ducati Panigale R	288,8
14	57	M. JONES	Ducati Panigale R	288,8
15	70	L. VITALI	Aprilia RSV4 RF	288,0
16	90	T. FINSTERBUSCH	Kawasaki ZX-10RR	283,5
17	51	E. VIONNET	BMW S 1000 RR	282,7
18	6	E. PUSCEDDU	BMW S 1000 RR	282,0
19	59	A. SCHACHT	Ducati Panigale R	279,1
20	81	A. BERNARDI	Yamaha YZF R1	278,4
21	46	M. CUDEVILLE	Kawasaki ZX-10RR	278,4
22	41	F. D'ANNUNZIO	BMW S 1000 RR	277,6
23	16	G. RUIU	Yamaha YZF R1	276,2
24	34	X. PINSACH	Kawasaki ZX-10RR	274,8
25	32	M. MOSER	Kawasaki ZX-10RR	272,0

SEG. 1

1	54	T. RAZGATLIOGLU	32.897
2	21	F. MARINO	33.107
3	5	M. FACCANI	33.284
4	23	F. SANDI	33.285
5	71	M. SCHEIB	33.349
6	2	R. TAMBURINI	33.352
7	11	J. GUARNONI	33.356
8	70	L. VITALI	33.486
9	3	S. SUCHET	33.492
10	57	M. JONES	33.494
11	19	J. PUFFE	33.584
12	12	M. RINALDI	33.755
13	18	R. CECCHINI	33.758
14	41	F. D'ANNUNZIO	33.945
15	90	T. FINSTERBUSCH	34.016
16	34	X. PINSACH	34.103
17	77	W. TESSELS	34.141
18	68	G. SCOTT	34.195
19	51	E. VIONNET	34.248
20	16	G. RUIU	34.262
21	59	A. SCHACHT	34.320
22	6	E. PUSCEDDU	34.394
23	81	A. BERNARDI	34.522
24	46	M. CUDEVILLE	34.622
25	32	M. MOSER	34.733

SEG. 2

1	5	M. FACCANI	30.410
2	57	M. JONES	30.428
3	71	M. SCHEIB	30.447
4	23	F. SANDI	30.517
5	11	J. GUARNONI	30.521
6	54	T. RAZGATLIOGLU	30.548
7	70	L. VITALI	30.562
8	2	R. TAMBURINI	30.595
9	21	F. MARINO	30.646
10	3	S. SUCHET	30.674
11	12	M. RINALDI	30.695
12	19	J. PUFFE	30.904
13	18	R. CECCHINI	30.977
14	90	T. FINSTERBUSCH	30.993
15	16	G. RUIU	31.011
16	68	G. SCOTT	31.058
17	77	W. TESSELS	31.140
18	34	X. PINSACH	31.143
19	41	F. D'ANNUNZIO	31.148
20	51	E. VIONNET	31.279
21	59	A. SCHACHT	31.280
22	6	E. PUSCEDDU	31.509
23	32	M. MOSER	31.558
24	81	A. BERNARDI	31.689
25	46	M. CUDEVILLE	31.744

SEG. 3

1	57	M. JONES	21.661
2	71	M. SCHEIB	21.724
3	23	F. SANDI	21.800
4	21	F. MARINO	21.803
5	54	T. RAZGATLIOGLU	21.816
6	11	J. GUARNONI	21.875
7	3	S. SUCHET	21.900
8	12	M. RINALDI	21.965
9	2	R. TAMBURINI	21.968
10	5	M. FACCANI	21.987
11	70	L. VITALI	21.992
12	68	G. SCOTT	22.080
13	77	W. TESSELS	22.086
14	16	G. RUIU	22.230
15	51	E. VIONNET	22.232
16	59	A. SCHACHT	22.235
17	90	T. FINSTERBUSCH	22.238
18	41	F. D'ANNUNZIO	22.255
19	34	X. PINSACH	22.264
20	18	R. CECCHINI	22.274
21	19	J. PUFFE	22.306
22	81	A. BERNARDI	22.325
23	46	M. CUDEVILLE	22.491
24	6	E. PUSCEDDU	22.583
25	32	M. MOSER	22.624

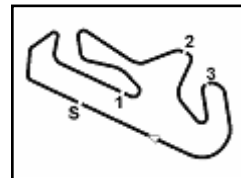
SEG. 4

1	23	F. SANDI	19.305
2	5	M. FACCANI	19.397
3	54	T. RAZGATLIOGLU	19.418
4	21	F. MARINO	19.428
5	2	R. TAMBURINI	19.460
6	71	M. SCHEIB	19.467
7	12	M. RINALDI	19.473
8	3	S. SUCHET	19.529
9	70	L. VITALI	19.532
10	11	J. GUARNONI	19.534
11	19	J. PUFFE	19.577
12	41	F. D'ANNUNZIO	19.608
13	16	G. RUIU	19.631
14	57	M. JONES	19.632
15	77	W. TESSELS	19.673
16	90	T. FINSTERBUSCH	19.739
17	68	G. SCOTT	19.792
18	34	X. PINSACH	19.793
19	59	A. SCHACHT	19.892
20	18	R. CECCHINI	19.934
21	32	M. MOSER	19.950
22	46	M. CUDEVILLE	20.050
23	6	E. PUSCEDDU	20.171
24	81	A. BERNARDI	20.208
25	51	E. VIONNET	20.276

17/09/2017

These data/results cannot be reproduced, stored and/or transmitted in whole or in part by any manner of electronic, mechanical, photocopying, recording, broadcasting or otherwise now known or herein after developed without the previous express consent by the copyright owner, except for reproduction in daily press and regular printed publications on sale to the public within 60 days of the event related to those data/results and always provided that copyright symbol appears together as follows below.

© DORNA WSBK ORGANIZATION Srl 2017



Portuguese Round, 15-16-17 September 2017

Superstock 1000 - Chronological Analysis Race

Start at 13:16'11.318

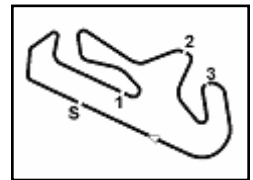
54 T. RAZGATLIOGLU (1'44.789)								2 R. TAMBURINI (1'45.526)							
Lap	Seg.1	Seg.2	Seg.3	Seg.4	Lap Time	km/h	Local Time	Lap	Seg.1	Seg.2	Seg.3	Seg.4	Lap Time	km/h	Local Time
1		31.054	22.186	19.468	1'47.862		13:17'59.180	1		30.941	22.152	19.460	1'49.126		13:18'00.444
2	32.897	30.548	21.858	19.486	1'44.789	296,7	13:19'43.969	2	33.626	30.901	22.062	19.551	1'46.140	289,5	13:19'46.584
3	33.071	30.580	21.816	19.419	1'44.886	293,5	13:21'28.855	3	33.645	30.645	22.072	19.487	1'45.849	282,0	13:21'32.433
4	33.259	30.589	22.088	19.418	1'45.354	290,3	13:23'14.209	4	33.352	30.651	21.968	19.555	1'45.526	291,1	13:23'17.959
5	33.334	30.586	22.010	19.561	1'45.491	288,8	13:24'59.700	5	33.680	30.699	22.085	19.550	1'46.014	287,2	13:25'03.973
6	33.529	30.681	22.095	19.614	1'45.919	290,3	13:26'45.619	6	33.645	30.944	22.085	19.758	1'46.432	276,9	13:26'50.405
7	33.435	30.652	21.994	19.698	1'45.779	282,7	13:28'31.398	7	33.723	30.716	22.026	19.758	1'46.223	285,0	13:28'36.628
8	33.355	30.704	22.078	19.673	1'45.810	286,5	13:30'17.208	8	33.996	30.807	22.079	19.816	1'46.698	282,7	13:30'23.326
9	33.418	30.688	22.001	19.683	1'45.790	288,8	13:32'02.998	9	33.701	30.595	21.981	19.756	1'46.033	283,5	13:32'09.359
10	33.552	30.671	22.100	19.693	1'46.016C	287,2	13:33'49.014	10	33.565	30.689	22.001	19.834	1'46.089C	288,0	13:33'55.448
21 F. MARINO (1'45.127)								3 S. SUCHET (1'45.827)							
Lap	Seg.1	Seg.2	Seg.3	Seg.4	Lap Time	km/h	Local Time	Lap	Seg.1	Seg.2	Seg.3	Seg.4	Lap Time	km/h	Local Time
1		31.131	22.158	19.639	1'47.846		13:17'59.164	1		31.177	22.406	19.621	1'50.297		13:18'01.615
2	33.824	30.719	21.829	19.838	1'46.210	282,7	13:19'45.374	2	33.548	30.739	21.902	19.638	1'45.827	295,1	13:19'47.442
3	33.107	30.789	21.803	19.428	1'45.127	292,7	13:21'30.501	3	33.667	30.749	21.900	19.695	1'46.011	293,5	13:21'33.453
4	33.257	30.745	21.982	19.546	1'45.530	291,9	13:23'16.031	4	33.492	30.789	22.071	19.529	1'45.881	292,7	13:23'19.334
5	33.477	30.646	21.994	19.683	1'45.800	286,5	13:25'01.831	5	33.853	30.995	22.253	19.715	1'46.816	282,0	13:25'06.150
6	33.365	30.656	21.934	19.700	1'45.655	287,2	13:26'47.486	6	33.544	30.956	22.001	19.767	1'46.268	290,3	13:26'52.418
7	33.509	30.697	21.949	19.784	1'45.939	287,2	13:28'33.425	7	33.636	30.674	22.173	19.716	1'46.199	288,0	13:28'38.617
8	33.483	30.667	22.070	19.865	1'46.085	288,8	13:30'19.510	8	33.616	31.016	22.222	19.881	1'46.735	290,3	13:30'25.352
9	33.459	30.726	22.008	19.773	1'45.966	287,2	13:32'05.476	9	33.886	30.787	22.154	19.808	1'46.635	290,3	13:32'11.987
10	33.549	31.066	22.058	19.774	1'46.447C	287,2	13:33'51.923	10	33.811	30.773	21.973	19.996	1'46.553C	291,1	13:33'58.540
71 M. SCHEIB (1'45.431)								70 L. VITALI (1'45.935)							
Lap	Seg.1	Seg.2	Seg.3	Seg.4	Lap Time	km/h	Local Time	Lap	Seg.1	Seg.2	Seg.3	Seg.4	Lap Time	km/h	Local Time
1		30.998	22.102	19.467	1'48.234		13:17'59.552	1		30.807	22.416	19.532	1'49.585		13:18'00.903
2	33.399	30.546	22.113	19.704	1'45.762	295,9	13:19'45.314	2	33.762	30.612	22.160	19.571	1'46.105	281,3	13:19'47.008
3	33.411	31.178	21.724	19.478	1'45.791	294,3	13:21'31.105	3	33.814	30.562	21.994	19.565	1'45.935	273,4	13:21'32.943
4	33.398	30.513	22.594	19.542	1'46.047	291,1	13:23'17.152	4	33.657	30.754	22.197	19.646	1'46.254	279,1	13:23'19.197
5	33.349	30.481	21.969	19.632	1'45.431	289,5	13:25'02.583	5	33.486	30.698	22.151	19.826	1'46.161	288,0	13:25'05.358
6	33.576	30.447	21.903	19.689	1'45.615	283,5	13:26'48.198	6	33.704	30.722	22.160	19.955	1'46.541	284,2	13:26'51.899
7	33.503	30.537	21.935	19.843	1'45.818	288,8	13:28'34.016	7	33.823	30.865	21.992	19.994	1'46.674	281,3	13:28'38.573
8	33.392	30.657	21.904	19.760	1'45.713	291,1	13:30'19.729	8	34.052	30.892	22.135	19.862	1'46.941	267,3	13:30'25.514
9	33.456	30.680	21.965	19.823	1'45.924	289,5	13:32'05.653	9	34.088	30.750	22.148	19.865	1'46.851	275,5	13:32'12.365
10	33.382	30.504	22.102	19.913	1'45.901C	290,3	13:33'51.554	10	33.852	30.753	22.025	19.962	1'46.592C	282,7	13:33'58.957
57 M. JONES (1'45.479)								12 M. RINALDI (1'46.128)							
Lap	Seg.1	Seg.2	Seg.3	Seg.4	Lap Time	km/h	Local Time	Lap	Seg.1	Seg.2	Seg.3	Seg.4	Lap Time	km/h	Local Time
1		31.180	21.960	19.835	1'47.726		13:17'59.044	1		30.988	22.125	19.473	1'48.145		13:17'59.463
2	33.662	30.641	21.804	19.656	1'45.763	287,2	13:19'44.807	2	33.898	31.237	21.965	19.636	1'46.736	288,0	13:19'46.199
3	33.494	30.689	21.661	19.635	1'45.479	286,5	13:21'30.286	3	33.755	30.695	22.037	19.641	1'46.128	284,2	13:21'32.327
4	34.016	30.428	21.860	19.632	1'45.936	288,0	13:23'16.222	4	33.852	31.114	22.059	19.742	1'46.767	288,8	13:23'19.094
5	33.689	30.516	21.940	19.882	1'46.027	284,2	13:25'02.249	5	33.864	31.129	22.148	19.908	1'47.049	282,0	13:25'06.143
6	33.684	30.474	21.797	19.710	1'45.665	279,1	13:26'47.914	6	33.963	31.229	22.097	19.897	1'47.186	282,0	13:26'53.329
7	33.557	30.616	21.828	20.031	1'46.032	284,2	13:28'33.946	7	33.909	31.078	22.201	19.947	1'47.135	279,1	13:28'40.464
8	33.879	30.809	21.875	19.775	1'46.338	283,5	13:30'20.284	8	33.839	31.259	22.136	19.974	1'47.208	285,0	13:30'27.672
9	33.568	30.763	21.804	19.917	1'46.052	288,8	13:32'06.336	9	33.940	31.155	22.226	20.072	1'47.393	286,5	13:32'15.065
10	33.743	30.608	21.848	19.808	1'46.007C	289,5	13:33'52.343	10	34.051	31.131	22.127	20.038	1'47.347C	281,3	13:34'02.412
11 J. GUARNONI (1'45.795)								90 T. FINSTERBUSCH (1'47.234)							
Lap	Seg.1	Seg.2	Seg.3	Seg.4	Lap Time	km/h	Local Time	Lap	Seg.1	Seg.2	Seg.3	Seg.4	Lap Time	km/h	Local Time
1		30.854	22.125	19.539	1'49.384		13:18'00.702	1		31.562	22.387	19.788	1'51.907		13:18'03.225
2	33.755	30.609	22.111	19.598	1'46.073	279,8	13:19'46.775	2	34.016	31.109	22.370	19.739	1'47.234	283,5	13:19'50.459
3	33.722	30.521	22.045	19.534	1'45.822	275,5	13:21'32.597	3	34.260	30.993	22.252	19.815	1'47.320	276,9	13:21'37.779
4	33.718	30.707	21.875	19.669	1'45.969	280,5	13:23'18.566	4	34.236	31.037	22.441	19.842	1'47.556	283,5	13:23'25.335
5	33.701	30.545	21.883	19.666	1'45.795	283,5	13:25'04.361	5	34.381	31.272	22.679	19.950	1'48.282	279,8	13:25'13.617
6	33.597	30.822	21.983	19.812	1'46.214	283,5	13:26'50.575	6	34.460	31.331	22.454	19.918	1'48.163	270,0	13:27'01.780
7	33.735	30.595	22.095	19.695	1'46.120	275,5	13:28'36.695	7	34.185	31.218	22.238	19.911	1'47.552	279,1	13:28'49.332
8	33.356	30.874	21.890	19.923	1'46.043	290,3	13:30'22.738	8	34.027	31.254	22.413	19.962	1'47.656	281,3	13:30'36.988
9	33.555	30.624	21.909	19.839	1'45.927	287,2	13:32'08.665	9	34.276	31.339	22.430	20.181	1'48.226	275,5	13:32'25.214
10	33.654	30.493	21.943	19.912	1'46.002C	285,7	13:33'54.667								

17/09/2017

P = Pits In/Out - C = Lap-Time Cancelled

These data/results cannot be reproduced, stored and/or transmitted in whole or in part by any manner of electronic, mechanical, photocopying, recording, broadcasting or otherwise now known or herein after developed without the previous express consent by the copyright owner, except for reproduction in daily press and regular printed publications on sale to the public within 60 days of the event related to those data/results and always provided that copyright symbol appears together as follows below.

© DORNA WSBK ORGANIZATION Srl 2017



Portimao 4.592 m

Portuguese Round, 15-16-17 September 2017

Superstock 1000 - Chronological Analysis Race

Start at 13:16'11.318

2 / 3

19 J. PUFFE (1'46.575)							
Lap	Seg.1	Seg.2	Seg.3	Seg.4	Lap Time	km/h	Local Time
1		31.992	22.388	19.723	1'53.092		13:18'04.410
2	33.584	30.904	22.510	19.577	1'46.575	290,3	13:19'50.985
3	34.341	31.075	22.401	19.694	1'47.511	275,5	13:21'38.496
4	34.090	31.372	22.375	19.818	1'47.655	277,6	13:23'26.151
5	34.195	31.245	22.404	19.931	1'47.775	286,5	13:25'13.926
6	34.580	31.402	22.548	19.934	1'48.464	264,7	13:27'02.390
7	34.156	31.169	22.306	20.019	1'47.650	277,6	13:28'50.040
8	34.129	31.039	22.659	20.078	1'47.905	285,7	13:30'37.945
9	34.157	31.141	22.370	20.182	1'47.850	283,5	13:32'25.795

41 F. D'ANNUNZIO (1'47.346)							
Lap	Seg.1	Seg.2	Seg.3	Seg.4	Lap Time	km/h	Local Time
1		31.464	22.761	19.658	1'51.998		13:18'03.316
2	34.259	31.148	22.412	19.730	1'47.549	271,4	13:19'50.865
3	34.763	31.170	22.256	19.608	1'47.797	266,0	13:21'38.662
4	34.466	31.400	22.475	19.718	1'48.059	259,6	13:23'26.721
5	34.243	31.183	22.595	19.775	1'47.796	277,6	13:25'14.517
6	34.364	31.281	22.586	19.700	1'47.931	276,2	13:27'02.448
7	34.602	31.195	22.560	19.685	1'48.042	262,1	13:28'50.490
8	34.437	31.244	22.668	19.820	1'48.169	271,4	13:30'38.659
9	33.945	31.320	22.255	19.826	1'47.346	274,1	13:32'26.005

18 R. CECCHINI (1'47.127)							
Lap	Seg.1	Seg.2	Seg.3	Seg.4	Lap Time	km/h	Local Time
1		31.137	22.302	19.934	1'50.725		13:18'02.043
2	33.758	30.977	22.274	20.118	1'47.127	289,5	13:19'49.170
3	34.260	31.105	22.348	20.033	1'47.746	285,7	13:21'36.916
4	34.155	31.192	22.391	19.994	1'47.732	279,8	13:23'24.648
5	34.939	31.248	22.620	20.074	1'48.881	270,7	13:25'13.529
6	34.660	31.450	22.578	19.996	1'48.684	266,0	13:27'02.213
7	34.601	31.135	22.481	20.035	1'48.252	272,7	13:28'50.465
8	34.169	31.234	22.593	20.140	1'48.136	278,4	13:30'38.601
9	34.404	31.278	22.445	20.142	1'48.269	273,4	13:32'26.870

34 X. PINSACH (1'47.676)							
Lap	Seg.1	Seg.2	Seg.3	Seg.4	Lap Time	km/h	Local Time
1		31.439	22.264	19.921	1'51.243		13:18'02.561
2	34.103	31.381	22.880	19.793	1'48.157	274,1	13:19'50.718
3	34.290	31.155	22.286	19.945	1'47.676	272,0	13:21'38.394
4	34.479	31.395	22.405	19.858	1'48.137	260,2	13:23'26.531
5	34.192	31.214	22.545	19.934	1'47.885	272,0	13:25'14.416
6	34.651	31.292	22.643	19.934	1'48.520	274,8	13:27'02.936
7	34.312	31.227	22.558	19.869	1'47.966	268,0	13:28'50.902
8	34.457	31.143	22.540	20.053	1'48.193	267,3	13:30'39.095
9	34.201	31.322	22.366	19.926	1'47.815	264,1	13:32'26.910

77 W. TESSELS (1'47.253)							
Lap	Seg.1	Seg.2	Seg.3	Seg.4	Lap Time	km/h	Local Time
1		32.420	22.767	19.798	1'53.711		13:18'05.029
2	34.354	31.140	22.086	19.673	1'47.253	289,5	13:19'52.282
3	34.485	31.212	22.184	19.721	1'47.602	278,4	13:21'39.884
4	34.250	31.290	22.240	19.757	1'47.537	282,7	13:23'27.421
5	34.141	31.285	22.230	19.879	1'47.535	284,2	13:25'14.956
6	34.550	31.403	22.476	19.844	1'48.273	272,7	13:27'03.229
7	34.607	31.307	22.227	19.827	1'47.968	273,4	13:28'51.197
8	34.689	31.243	22.327	19.980	1'48.239	272,0	13:30'39.436
9	34.443	31.402	22.344	20.055	1'48.244	270,0	13:32'27.680

68 G. SCOTT (1'47.223)							
Lap	Seg.1	Seg.2	Seg.3	Seg.4	Lap Time	km/h	Local Time
1		31.793	22.448	20.196	1'53.134		13:18'04.452
2	34.240	31.086	22.448	19.876	1'47.650	279,8	13:19'52.102

3	34.213	31.058	22.080	19.872	1'47.223	288,8	13:21'39.325
4	34.549	31.131	22.333	19.833	1'47.846	272,7	13:23'27.171
5	34.768	31.084	22.364	19.828	1'48.044	289,5	13:25'15.215
6	34.195	31.779	22.445	19.887	1'48.306	264,7	13:27'03.521
7	34.590	31.262	22.389	19.792	1'48.033	279,8	13:28'51.554
8	34.520	31.277	22.455	19.957	1'48.209	271,4	13:30'39.763
9	34.316	31.376	22.497	19.991	1'48.180	276,2	13:32'27.943

51 E. VIONNET (1'48.355)							
Lap	Seg.1	Seg.2	Seg.3	Seg.4	Lap Time	km/h	Local Time
1		32.337	22.797	20.280	1'54.664		13:18'05.982
2	34.616	31.341	22.232	20.276	1'48.465	275,5	13:19'54.447
3	34.291	31.279	22.448	20.337	1'48.355	282,7	13:21'42.802
4	34.383	31.504	22.418	20.367	1'48.672	281,3	13:23'31.474
5	34.343	31.377	22.409	20.357	1'48.486	279,8	13:25'19.960
6	34.248	31.429	22.466	20.358	1'48.501	282,0	13:27'08.461
7	34.383	31.438	22.400	20.377	1'48.598	280,5	13:28'57.059
8	34.531	31.846	22.416	20.392	1'49.185	278,4	13:30'46.244
9	34.349	31.614	22.375	20.497	1'48.835	278,4	13:32'35.079

59 A. SCHACHT (1'47.778)							
Lap	Seg.1	Seg.2	Seg.3	Seg.4	Lap Time	km/h	Local Time
1		31.961	22.470	19.892	1'55.666		13:18'06.984
2	35.044	32.808	22.433	20.558	1'50.843	274,1	13:19'57.827
3	35.169	31.435	22.471	20.378	1'49.453	265,4	13:21'47.280
4	34.320	31.280	22.235	19.943	1'47.778	278,4	13:23'35.058
5	34.786	31.708	22.589	19.937	1'49.020	270,0	13:25'24.078
6	34.542	31.410	22.473	20.040	1'48.465	272,0	13:27'12.543
7	34.612	31.611	22.459	20.082	1'48.764	270,0	13:29'01.307
8	34.422	31.363	22.506	20.132	1'48.423	279,1	13:30'49.730
9	34.592	31.532	22.530	20.277	1'48.931	274,1	13:32'38.661

81 A. BERNARDI (1'48.984)							
Lap	Seg.1	Seg.2	Seg.3	Seg.4	Lap Time	km/h	Local Time
1		32.279	22.993	20.233	1'54.640		13:18'05.958
2	35.006	32.353	22.569	20.208	1'50.136	261,5	13:19'56.094
3	34.591	31.689	22.325	20.379	1'48.984	278,4	13:21'45.078
4	34.750	31.695	22.366	20.513	1'49.324	273,4	13:23'34.402
5	35.206	32.197	22.466	20.258	1'50.127	268,7	13:25'24.529
6	34.522	31.714	22.428	20.546	1'49.210	274,1	13:27'13.739
7	34.677	31.924	22.437	20.467	1'49.505	271,4	13:29'03.244
8	34.601	32.150	22.566	21.195	1'50.512	274,1	13:30'53.756
9	34.669	31.802	22.654	20.758	1'49.883	270,0	13:32'43.639

32 M. MOSER (1'49.041)							
Lap	Seg.1	Seg.2	Seg.3	Seg.4	Lap Time	km/h	Local Time
1		32.290	22.786	20.064	1'54.895		13:18'06.213
2	35.328	31.986	23.367	20.701	1'51.382	251,2	13:19'57.595
3	35.461	31.708	22.722	20.036	1'49.927	260,9	13:21'47.522
4	35.027	32.108	22.624	19.950	1'49.709	251,7	13:23'37.231
5	34.843	31.762	22.879	20.133	1'49.617	268,7	13:25'26.848
6	34.787	31.725	22.685	20.090	1'49.287	270,7	13:27'16.135
7	34.784	31.646	22.650	19.961	1'49.041	272,0	13:29'05.176
8	34.733	31.624	22.854	20.005	1'49.216	268,0	13:30'54.392
9	34.870	31.558	22.679	20.192	1'49.299	266,7	13:32'43.691

46 M. CUDEVILLE (1'49.751)							
Lap	Seg.1	Seg.2	Seg.3	Seg.4	Lap Time	km/h	Local Time
1		32.963	22.672	20.050	1'55.344		13:18'06.662
2	35.125	32.308	22.855	20.509	1'50.797	272,0	13:19'57.459
3	34.818	31.965	22.646	20.502	1'49.931	278,4	13:21'47.390
4	34.622	32.366	22.491	20.272	1'49.751	274,8	13:23'37.141
5	35.209	31.930	23.043	20.139	1'50.321	266,0	13:25'27.462
6	35.034	32.099	22.714	20.297	1'50.144	272,0	13:27'17.606

17/09/2017

P = Pits In/Out - C = Lap-Time Cancelled

These data/results cannot be reproduced, stored and/or transmitted in whole or in part by any manner of electronic, mechanical, photocopying, recording, broadcasting or otherwise now known or herein after developed without the previous express consent by the copyright owner, except for reproduction in daily press and regular printed publications on sale to the public within 60 days of the event related to those data/results and always provided that copyright symbol appears together as follows below.

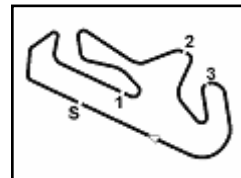
© DORNA WSBK ORGANIZATION Srl 2017

PIRELLI PERUGIA TIMING


Official Tyre Supplier



Official Timekeeper



Portimao 4.592 m

Portuguese Round, 15-16-17 September 2017

Superstock 1000 - Chronological Analysis Race

Start at 13:16'11.318

7	35.069	32.016	23.089	20.382	1'50.556	272,0	13:29'08.162
8	35.256	32.221	23.188	20.637	1'51.302	271,4	13:30'59.464
9	35.103	31.744	23.001	20.564	1'50.412	270,0	13:32'49.876

6 E. PUSCEDDU (1'48.936)

Lap	Seg.1	Seg.2	Seg.3	Seg.4	Lap Time	km/h	Local Time
1		32.451	23.327	20.325	1'54.461		13:18'05.779
2	35.051	32.334	23.086	21.562	1'52.033	282,0	13:19'57.812
3	40.545	36.979	22.996	20.195	2'00.715	250,0	13:21'58.527
4	34.394	31.707	22.583	20.252	1'48.936	278,4	13:23'47.463
5	34.446	32.003	22.737	20.171	1'49.357	276,2	13:25'36.820
6	34.558	31.649	22.634	20.213	1'49.054	277,6	13:27'25.874
7	34.496	31.509	22.702	20.273	1'48.980	276,9	13:29'14.854
8	34.559	31.845	22.832	20.269	1'49.505	276,2	13:31'04.359
9	34.442	32.090	22.696	20.232	1'49.460	275,5	13:32'53.819

16 G. RUIU (1'47.146)

Lap	Seg.1	Seg.2	Seg.3	Seg.4	Lap Time	km/h	Local Time
1		31.435	22.360	19.771	1'51.404		13:18'02.722
2	34.262	31.184	22.317	19.653	1'47.416	276,2	13:19'50.138
3	34.274	31.011	22.230	19.631	1'47.146	273,4	13:21'37.284
4	34.276	31.221	22.237	19.689	1'47.423	273,4	13:23'24.707
5	34.606	31.268	22.308	19.896	1'48.078	270,0	13:25'12.785
6	34.393	31.206	22.411	19.911	1'47.921	270,0	13:27'00.706
7	34.471	31.204	22.281	20.002	1'47.958	274,8	13:28'48.664
8	34.401	31.234	22.362	19.951	1'47.948	275,5	13:30'36.612

5 M. FACCANI (1'45.310)

Lap	Seg.1	Seg.2	Seg.3	Seg.4	Lap Time	km/h	Local Time
1		30.944	22.221	19.397	1'48.845		13:18'00.163
2	33.544	31.048	22.064	19.453	1'46.109	281,3	13:19'46.272
3	33.473	30.410	21.995	19.432	1'45.310	286,5	13:21'31.582
4	33.704	30.691	22.168	19.564	1'46.127	285,7	13:23'17.709
5	33.636	30.680	21.987	19.757	1'46.060	283,5	13:25'03.769
6	33.474	30.874	22.094	19.848	1'46.290	291,9	13:26'50.059
7	33.561	30.675	22.024	19.903	1'46.163	291,1	13:28'36.222

23 F. SANDI (1'45.260)

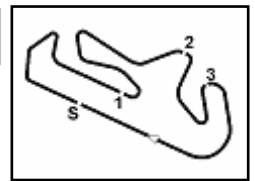
Lap	Seg.1	Seg.2	Seg.3	Seg.4	Lap Time	km/h	Local Time
1		30.864	22.224	19.305	1'48.359		13:17'59.677
2	33.688	30.837	21.800	19.457	1'45.782	279,1	13:19'45.459
3	33.523	30.517	21.805	19.415	1'45.260	276,2	13:21'30.719
4	33.769	30.786	21.810	19.599	1'45.964	292,7	13:23'16.683
5	33.453	30.621	21.995	19.623	1'45.692	282,7	13:25'02.375

17/09/2017

P = Pits In/Out - C = Lap-Time Cancelled

These data/results cannot be reproduced, stored and/or transmitted in whole or in part by any manner of electronic, mechanical, photocopying, recording, broadcasting or otherwise now known or herein after developed without the previous express consent by the copyright owner, except for reproduction in daily press and regular printed publications on sale to the public within 60 days of the event related to those data/results and always provided that copyright symbol appears together as follows below.

© DORNA WSBK ORGANIZATION Srl 2017



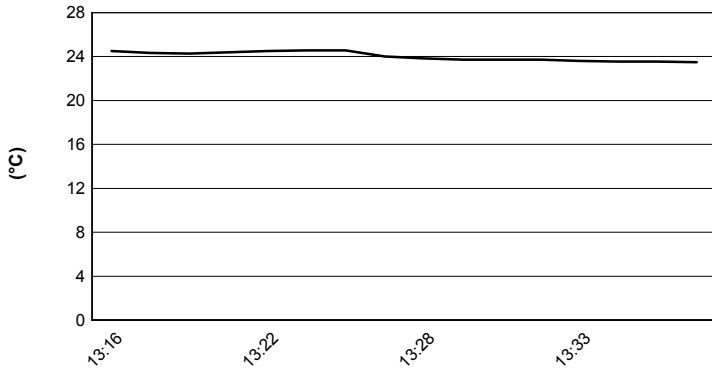
Portimao 4.592 m

Portuguese Round, 15-16-17 September 2017

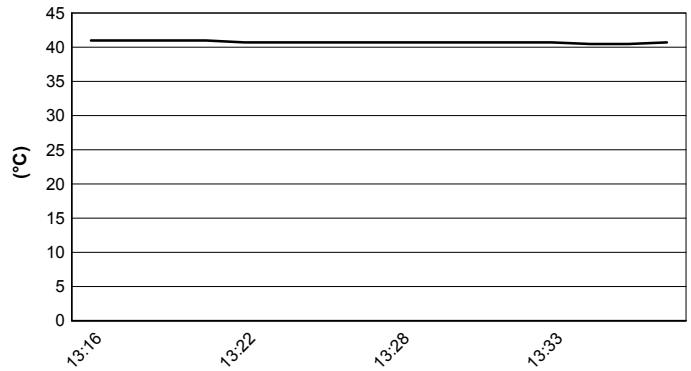
Superstock 1000 - Weather Report Race

Session started 13:17 - Session ended 13:38

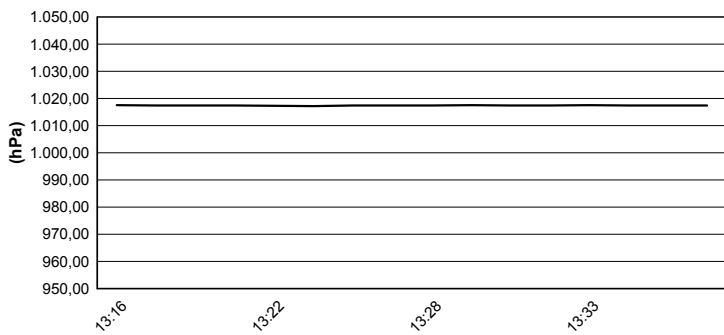
Air Temperature



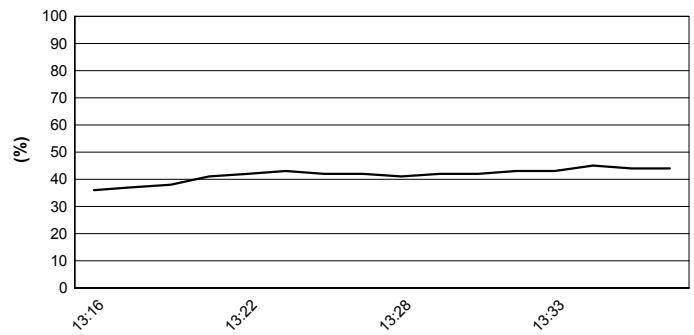
Track Temperature



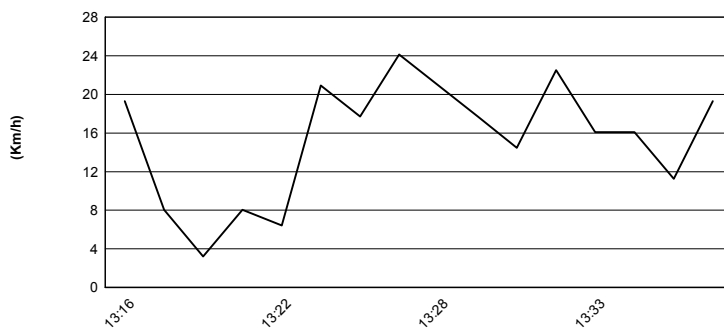
Air Pressure



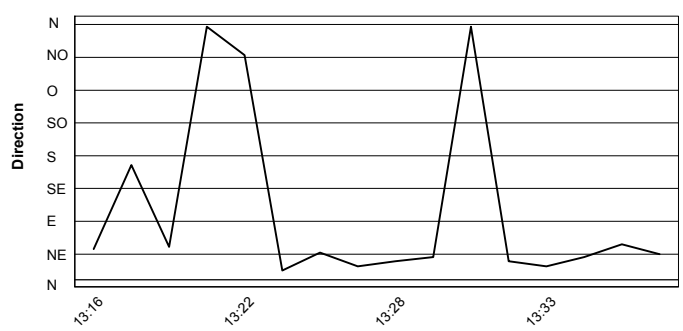
Humidity



Wind Speed



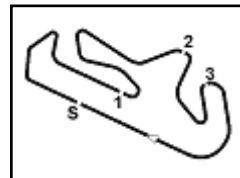
Wind Direction



17/09/2017

These data/results cannot be reproduced, stored and/or transmitted in whole or in part by any manner of electronic, mechanical, photocopying, recording, broadcasting or otherwise now known or herein after developed without the previous express consent by the copyright owner, except for reproduction in daily press and regular printed publications on sale to the public within 60 days of the event related to those data/results and always provided that copyright symbol appears together as follows below.

© DORNA WSBK ORGANIZATION Srl 2017



Portuguese Round, 15-16-17 September 2017

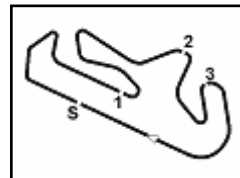
Superstock 1000 - Championship Standings

Points	Points From First	Points From Previous	Races																
			April 2 ARAGÓN	April 30 ASSEN	May 14 IMOLA	May 28 DONINGTON PARK	June 18 MISANO	August 20 LAUSITZRING	September 17 PORTIMÃO	October 1 MAGNY COURS	October 22 JEREZ								
1 RINALDI Michael Ruben (ITA)	122		25 1	20 1	25 1	2	20 1	25 1	7 1										
2 RAZGATLIOGLU Toprak (TUR)	114	8	13 4	25 2	16 2	25 1	10 2	2	25 2										
3 MARINO Florian (FRA)	100	22 14	20 2	16 3	4	20 3	11 3	13 3	20 3										
4 TAMBURINI Roberto (ITA)	82	40 18	16 3	7 4	20 3	13 3	4	16 4	10 4										
5 JONES Mike (AUS)	62	60 20	7 9	13	8 10	6 12	8 10	20 6	13 5										
6 GUARNONI Jeremy (FRA)	59	63 3	10 6	11 5	6	8 5	9 7	10 7	11 6										
7 SCHEIB Maximilian (CHI)	57	65 2		9 11	14	16 10	16 6	9	16 7										
8 FACCANI Marco (ITA)	56	66 1	11 5	9	11 5	5 9	25 5	4 5	8										
9 VITALI Luca (ITA)	52	70 4	9 7	6 7	10	7 11	13 8	9 8	8 9										
10 SUCHET Sebastien (SUI)	46	76 6	3 13	8 9	9 7	9 5	10	8 11	9 10										
11 SANDI Federico (ITA)	40	82 6		5 15	13 8	11 5	10	11 10	11										
12 MYKHALCHYK Illia (UKR)	35	87 5	8 8	10 6	8	10 8	7 8	12	12										
13 PUFFE Julian (GER)	20	102 15	2 14	2 17	4 15	15	17	7 15	5 13										
14 SCHACHT Alex (DEN)	19	103 1			7 17	1 15	6 13	5 13	14										
15 FRITZ Marvin (GER)	17	105 2	6 10	14	18	19	5 16	6 14	15										
16 FERRARI Matteo (ITA)	14	108 3			10 13	14	4 13	16	16										
17 DE BOER Danny (NED)	13	109 1		13 8	12	13	15	17	17										
18 FINSTERBUSCH Toni (GER)	9	113 4						3 24	6 18										
19 MARCONI Luca (ITA)	8	114 1	4 12	4 12	15	15	17	18	19										
20 CALIA Kevin (ITA)	7	115 1		3 18	22	4 18	19	19	20										
21 D'ANNUNZIO Federico (ITA)	7	115 0			2 24	25	26	1 24	4 20										
22 PUSCEDDU Emanuele (ITA)	7	115 0				2 25	3 21	2 19	20										
23 SANCHIONI Federico (ITA)	6	116 1			6 18	19	20	21	23										
24 TESSELS Wayne (NED)	6	116 0	5 11	15	20	21	21	22	1 23										
25 CECCHINI Riccardo (ITA)	6	116 0			3 22	23	24	24	3 23										

17/09/2017 First Line: Championship Standings - Second Line: Ranking Progression

These data/results cannot be reproduced, stored and/or transmitted in whole or in part by any manner of electronic, mechanical, photocopying, recording, broadcasting or otherwise now known or herein after developed without the previous express consent by the copyright owner, except for reproduction in daily press and regular printed publications on sale to the public within 60 days of the event related to those data/results and always provided that copyright symbol appears together as follows below.

© DORNA WSBK ORGANIZATION Srl 2017



Portuguese Round, 15-16-17 September 2017

Superstock 1000 - Championship Standings

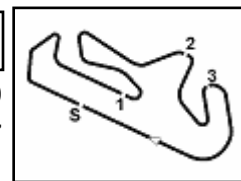
	Points	Points From First	Points From Previous	April 2 ARAGÓN	April 30 ASSEN	May 14 IMOLA	May 28 DONINGTON PARK	June 18 MISANO	August 20 LAUSITZRING	September 17 PORTIMÃO	October 1 MAGNY COURS	October 22 JEREZ							
26 VIONNET Eric (SUI)	5	117	1			5 20	21	21	22	26									
27 MANFREDI Kevin (ITA)	3	119	2				3 23	24	24	27									
28 PINSACH Xavier (ESP)	2	120	1							2 28									
29 MARCHIONNI Fabio (ITA)	2	120	0					2 26	28	28									
30 SCOTT Glenn (AUS)	2	120	0			1 25	27	1 26	28	28									
31 MOSER Marc (GER)	1	121	1		1 19	25	27	29	30	31									
32 TUCCI Andrea (ITA)	1	121	0	1 15	19	25	27	29	30	31									

17/09/2017 First Line: Championship Standings - Second Line: Ranking Progression

These data/results cannot be reproduced, stored and/or transmitted in whole or in part by any manner of electronic, mechanical, photocopying, recording, broadcasting or otherwise now known or herein after developed without the previous express consent by the copyright owner, except for reproduction in daily press and regular printed publications on sale to the public within 60 days of the event related to those data/results and always provided that copyright symbol appears together as follows below.

© DORNA WSBK ORGANIZATION Srl 2017





Portuguese Round, 15-16-17 September 2017

Superstock 1000 - Manufacturers Standings

	Points	Points From First	Points From Previous	April 2 ARAGÓN	April 30 ASSEN	May 14 IMOLA	May 28 DONINGTON PARK	June 18 MISANO	August 20 LAUSITZRING	September 17 PORTIMÃO	October 1 MAGNY COURS	October 22 JEREZ						
1 DUCATI	134			25 1	20 1	25 1	6 2	20 1	25 1	13 1								
2 KAWASAKI	124	10		13 3	25 2	16 3	25 1	10 2	10 3	25 2								
3 YAMAHA	123	11	1	20 2	16 3	20 2	20 2	11 3	16 2	20 3								
4 BMW	93	41	30	11 4	13 4	13 4	11 4	25 4	11 4	9 4								
5 APRILIA	75	59	18	9 5	9 5		16 5	16 5	9 5	16 5								
6 SUZUKI	7	127	68		3 6		4 6			6 6								

17/09/2017

First Line: Championship Standings - Second Line: Ranking Progression

These data/results cannot be reproduced, stored and/or transmitted in whole or in part by any manner of electronic, mechanical, photocopying, recording, broadcasting or otherwise now known or herein after developed without the previous express consent by the copyright owner, except for reproduction in daily press and regular printed publications on sale to the public within 60 days of the event related to those data/results and always provided that copyright symbol appears together as follows below.

© DORNA WSBK ORGANIZATION Srl 2017

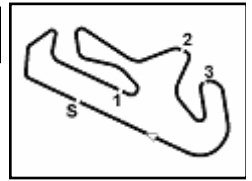
FIAT PERUGIA TIMING



Official Tyre Supplier



Official Timekeeper



Portimao 4.592 m

Portuguese Round, 15-16-17 September 2017

Superstock 1000 - Pirelli Best Lap Award

Points	Points From First	Points From Previous	April 2	April 30	May 14	May 28	June 18	August 20	September 17	October 1	October 22					
			ARAGÓN	ASSEN	IMOLA	DONINGTON PARK	MISANO	LAUSITZRING	PORTIMÃO	MAGNY COURS	JEREZ					
Fastest Laps																
1 RINALDI Michael Ruben (ITA)	2		1	1												
2 RAZGATLIOGLU Toprak (TUR)	1	1							1							
3 MARINO Florian (FRA)	1	1	0			1										
4 SCHEIB Maximilian (CHI)	1	1	0			1										
5 FACCANI Marco (ITA)	1	1	0				1									
6 SANDI Federico (ITA)	1	1	0					1								

17/09/2017

These data/results cannot be reproduced, stored and/or transmitted in whole or in part by any manner of electronic, mechanical, photocopying, recording, broadcasting or otherwise now known or herein after developed without the previous express consent by the copyright owner, except for reproduction in daily press and regular printed publications on sale to the public within 60 days of the event related to those data/results and always provided that copyright symbol appears together as follows below.

© DORNA WSBK ORGANIZATION Srl 2017

FIKR PERUGIA TIMING



Official Tyre Supplier



Official Timekeeper

Portuguese Round, 15-16-17 September 2017

Superstock 1000 - Race Winners

Motorland Aragon

Portimao 4.592 m

	2014	2015	2016	2017
01 Motorland Aragon	Mercado L. (Arg) Duc	Tamburini R. (Ita) Bmw	Mercado L. (Arg) Duc	Rinaldi M. (Ita) Duc
02 TT Circuit Assen	Valk K. (Ned) Kaw	Savadori L. (Ita) Apr	De Rosa R. (Ita) Bmw	Razgatlioglu T. (Tur) Kaw
03 Autodromo Imola	Jezeq O. (Cze) Duc	Savadori L. (Ita) Apr	Mercado L. (Arg) Duc	Rinaldi M. (Ita) Duc
04 Donington Park		Savadori L. (Ita) Apr	De Rosa R. (Ita) Bmw	Razgatlioglu T. (Tur) Kaw
05 Misano World Circuit	Savadori L. (Ita) Kaw	Savadori L. (Ita) Apr	Mahias L. (Fra) Yam	Faccani M. (Ita) Bmw
06 Lausitzring			Mercado L. (Arg) Duc	Rinaldi M. (Ita) Duc
07 Portimão	Savadori L. (Ita) Kaw	Tamburini R. (Ita) Bmw		Razgatlioglu T. (Tur) Kaw
08 Magny-Cours	Lussiana M. (Fra) Kaw	Guarnoni J. (Fra) Yam	Mahias L. (Fra) Yam	
09 Jerez	Mercado L. (Arg) Duc	Tamburini R. (Ita) Bmw	Scheib M. (Chi) Bmw	

2017

- 3 T. Razgatlioglu
- 3 M. Rinaldi
- 1 M. Faccani

ALL TIMES

11 A. Badovini	4 D. Giugliano	2 K. Sofuoglu	1 C. Coxhell
10 S. Barrier	4 B. Roberts	2 M. Baiocco	1 I. Sala
8 X. Simeon	4 D. Petrucci	2 L. Scassa	1 M. Bauer
8 L. Savadori	4 J. Guarnoni	2 N. Canepa	1 M. Lavery
7 J. Ellison	3 W. Tortoroglio	2 E. La Marra	1 M. Smrz
7 M. Berger	3 C. Burns	2 R. De Rosa	1 M. Roccoli
7 C. Corti	3 D. Van Keymeulen	2 L. Mahias	1 O. Jezeq
6 L. Mercado	3 R. Chiarello	1 V. Scatola	1 M. Lussiana
5 G. Vizziello	3 B. Staring	1 F. Capriotti	1 M. Aitchison
5 A. Polita	3 R. Tamburini	1 J. Morley	1 M. Pirro
4 V. Iannuzzo	3 M. Rinaldi	1 G. Mason	1 L. Zanetti
4 L. Alfonsi	3 T. Razgatlioglu	1 C. Vermeulen	1 K. Valk
4 D. Oliver	2 D. Jefferies	1 D. Tosolini	1 M. Faccani
4 L. Lanzi	2 K. Harris	1 M. Heckles	1 M. Scheib
4 M. Fabrizio		1 L. Mauri	

13/04/2014

These data/results cannot be reproduced, stored and/or transmitted in whole or in part by any manner of electronic, mechanical, photocopying, recording, broadcasting or otherwise now known or herein after developed without the previous express consent by the copyright owner, except for reproduction in daily press and regular printed publications on sale to the public within 60 days of the event related to those data/results and always provided that copyright symbol appears together as follows below.

© DORNA WSBK ORGANIZATION Srl 2017

FKR PERUGIA TIMING



Official Tyre Supplier



Official Timekeeper