

Portimao 4.592 m

### Portuguese Round, 15-16-17 September 2017

#### Superstock 1000 - Biographical Entry List

No.	Rider (Abbreviation)			Nat	Bike Team	Wins 2017	Podiums 2017	Pole 2017	Races 2017	Tyres
	Age	Date of Birth	Place of Birth							
1	2	<b>TAMBURINI Roberto</b> (Tam)	ITA	<b>Yamaha YZF R1</b> PATA Yamaha Official STK 1000 Team	3	9	5	21	Pirelli	
		26 15/01/1991 Rimini				3		5		
2	3	<b>SUCHET Sebastien</b> (Suc)	SUI	<b>BMW S 1000 RR</b> Berclaz Racing Team				37	Pirelli	
		26 12/11/1990 Sensales						5		
3	5	<b>FACCANI Marco</b> (Fac)	ITA	<b>BMW S 1000 RR</b> Althea BMW Racing Team	1	2	1	14	Pirelli	
		23 30/07/1994 Ravenna			1	1		6		
4	6	<b>PUSCEDDU Emanuele</b> (Pus)	ITA	<b>BMW S 1000 RR</b> D.K.Racing				11	Pirelli	
		21 17/05/1996 Rome						6		
5	11	<b>GUARNONI Jeremy</b> (Gua)	FRA	<b>Kawasaki ZX-10RR</b> Pedercini Racing Kawasaki	4	12	3	52	Pirelli	
		24 28/02/1993 Toulouse						6		
6	12	<b>RINALDI Michael Ruben</b> (Rin)	ITA	<b>Ducati Panigale R</b> Aruba.it Racing - Junior Team	3	7	4	14	Pirelli	
		21 21/12/1995 Rimini			3	5	4	6		
7	16	<b>RUIU Gabriele</b> (Rui)	ITA	<b>Yamaha YZF R1</b> Team Trasimeno					Pirelli	
		17 16/04/2000 Ruiu								
8	18	<b>CECCHINI Riccardo</b> (Cec)	ITA	<b>BMW S 1000 RR</b> 2R Road Racing				17	Pirelli	
		23 02/11/1993 Urbino						6		
9	19	<b>PUFFE Julian</b> (Puf)	GER	<b>BMW S 1000 RR</b> Althea MF84				14	Pirelli	
		21 01/12/1995 Schleiz						6		
10	21	<b>MARINO Florian</b> (Mar)	FRA	<b>Yamaha YZF R1</b> PATA Yamaha Official STK 1000 Team		3	2	11	Pirelli	
		24 03/06/1993 Cannes				3	1	6		
11	23	<b>SANDI Federico</b> (San)	ITA	<b>BMW S 1000 RR</b> Berclaz Racing Team			1	25	Pirelli	
		28 12/08/1989 Voghera					1	6		
12	32	<b>MOSER Marc</b> (Mos)	GER	<b>Kawasaki ZX-10RR</b> TripleM Racing				36	Pirelli	
		24 25/08/1993 Frankfurt Main						6		
13	34	<b>PINSACH Xavier</b> (Pin)	ESP	<b>Kawasaki ZX-10RR</b> ETG Racing				4	Pirelli	
		21 29/05/1996 Porqueres - Girona						4		
14	41	<b>D'ANNUNZIO Federico</b> (DAn)	ITA	<b>BMW S 1000 RR</b> FDA Racing Team				23	Pirelli	
		25 04/03/1992 Pescara						5		
15	46	<b>CUDEVILLE Maxime</b> (Cud)	FRA	<b>Kawasaki ZX-10RR</b> Leader Team Flembbo				6	Pirelli	
		26 08/06/1991 Colombes						6		
16	51	<b>VIONNET Eric</b> (Vio)	SUI	<b>BMW S 1000 RR</b> Motors Vionnet				17	Pirelli	
		23 24/06/1994 Lausanne						2		
17	54	<b>RAZGATLIOGLU Toprak</b> (Raz)	TUR	<b>Kawasaki ZX-10RR</b> Kawasaki Puccetti Racing	2	5		12	Pirelli	
		20 16/10/1996 Sakarya			2	3		6		
18	55	<b>MYKHALCHYK Illia</b> (Myk)	UKR	<b>Kawasaki ZX-10RR</b> TripleM Racing				6	Pirelli	
		21 17/08/1996 Kyiv						6		
19	57	<b>JONES Mike</b> (Jon)	AUS	<b>Ducati Panigale R</b> Aruba.it Racing - Junior Team			1	6	Pirelli	
		23 25/02/1994 Brisbane					1	6		
20	59	<b>SCHACHT Alex</b> (Sct)	DEN	<b>Ducati Panigale R</b> EAB Schacht Racing Team				11	Pirelli	
		23 24/09/1993 Copenhagen						6		
21	68	<b>SCOTT Glenn</b> (Sco)	AUS	<b>Kawasaki ZX-10RR</b> Agro On-Benjan-Kawasaki				6	Pirelli	
		25 19/09/1991 Sydney						6		
22	70	<b>VITALI Luca</b> (Vit)	ITA	<b>Aprilia RSV4 RF</b> Nuova M2 Racing				13	Pirelli	
		25 30/03/1992 Rimini						6		
23	71	<b>SCHEIB Maximilian</b> (Sch)	CHI	<b>Aprilia RSV4 RF</b> Nuova M2 Racing	1	3		8	Pirelli	
		22 24/07/1995 Santiago del Chile				2		6		
24	77	<b>TESSELS Wayne</b> (Tes)	NED	<b>Kawasaki ZX-10RR</b> Agro On-Benjan-Kawasaki				20	Pirelli	
		23 21/04/1994 Nieuweigen						4		
25	81	<b>BERNARDI Alex</b> (Ber)	ITA	<b>Yamaha YZF R1</b> TheBlackSheepTeam				6	Pirelli	
		20 02/12/1996 Cattolica						5		
26	90	<b>FINSTERBUSCH Toni</b> (Fin)	GER	<b>Kawasaki ZX-10RR</b> Agro On-Benjan-Kawasaki				11	Pirelli	
		24 14/06/1993 Leipzig						5		

15/09/2017 \* = Wild Card

These data/results cannot be reproduced, stored and/or transmitted in whole or in part by any manner of electronic, mechanical, photocopying, recording, broadcasting or otherwise now known or herein after developed without the previous express consent by the copyright owner, except for reproduction in daily press and regular printed publications on sale to the public within 60 days of the event related to those data/results and always provided that copyright symbol appears together as follows below.

© DORNA WSBK ORGANIZATION Srl 2017

### Portuguese Round, 15-16-17 September 2017

### Superstock 1000 - Results Free Practice 1st Session

Portimao 4.592 m

1 / 2

No.	Rider	Nat	Team	Bike	Time	Gap	Rel.	Laps	Speed	
									Avg	Max
1	23 F. SANDI	ITA	Berclaz Racing Team	BMW S 1000 RR	<b>1'45.702</b>			3	156,394	<b>285,0</b>
2	54 T. RAZGATLIOGLU	TUR	Kawasaki Puccetti Racing	Kawasaki ZX-10RR	<b>1'45.937</b>	0.235	0.235	10	156,047	<b>292,7</b>
3	21 F. MARINO	FRA	PATA Yamaha Official STK 1000 Team	Yamaha YZF R1	<b>1'46.249</b>	0.547	0.312	10	155,589	<b>289,5</b>
4	11 J. GUARNONI	FRA	Pedercini Racing Kawasaki	Kawasaki ZX-10RR	<b>1'46.402</b>	0.700	0.153	9	155,366	<b>288,8</b>
5	2 R. TAMBURINI	ITA	PATA Yamaha Official STK 1000 Team	Yamaha YZF R1	<b>1'46.523</b>	0.821	0.121	9	155,189	<b>289,5</b>
6	5 M. FACCANI	ITA	Althea BMW Racing Team	BMW S 1000 RR	<b>1'46.867</b>	1.165	0.344	11	154,689	<b>290,3</b>
7	41 F. D'ANNUNZIO	ITA	FDA Racing Team	BMW S 1000 RR	<b>1'47.117</b>	1.415	0.250	10	154,328	<b>279,8</b>
8	3 S. SUCHET	SUI	Berclaz Racing Team	BMW S 1000 RR	<b>1'47.159</b>	1.457	0.042	7	154,268	<b>289,5</b>
9	71 M. SCHEIB	CHI	Nuova M2 Racing	Aprilia RSV4 RF	<b>1'47.240</b>	1.538	0.081	13	154,151	<b>288,0</b>
10	57 M. JONES	AUS	Aruba.it Racing - Junior Team	Ducati Panigale R	<b>1'47.298</b>	1.596	0.058	9	154,068	<b>284,2</b>
11	12 M. RINALDI	ITA	Aruba.it Racing - Junior Team	Ducati Panigale R	<b>1'47.519</b>	1.817	0.221	4	153,751	<b>285,7</b>
12	19 J. PUFFE	GER	Althea MF84	BMW S 1000 RR	<b>1'48.077</b>	2.375	0.558	12	152,958	<b>288,8</b>
13	55 I. MYKHALCHYK	UKR	TripleM Racing	Kawasaki ZX-10RR	<b>1'48.167</b>	2.465	0.090	10	152,830	<b>283,5</b>
14	18 R. CECCHINI	ITA	2R Road Racing	BMW S 1000 RR	<b>1'48.474</b>	2.772	0.307	12	152,398	<b>280,5</b>
15	16 G. RUIU	ITA	Team Trasimeno	Yamaha YZF R1	<b>1'48.673</b>	2.971	0.199	13	152,119	<b>277,6</b>
16	70 L. VITALI	ITA	Nuova M2 Racing	Aprilia RSV4 RF	<b>1'48.700</b>	2.998	0.027	13	152,081	<b>282,0</b>
17	59 A. SCHACHT	DEN	EAB Schacht Racing Team	Ducati Panigale R	<b>1'49.216</b>	3.514	0.516	13	151,362	<b>281,3</b>
18	77 W. TESSELS	NED	Agro On-Benjan-Kawasaki	Kawasaki ZX-10RR	<b>1'49.364</b>	3.662	0.148	12	151,158	<b>276,9</b>
19	90 T. FINSTERBUSCH	GER	Agro On-Benjan-Kawasaki	Kawasaki ZX-10RR	<b>1'49.486</b>	3.784	0.122	13	150,989	<b>281,3</b>
20	34 X. PINSACH	ESP	ETG Racing	Kawasaki ZX-10RR	<b>1'50.333</b>	4.631	0.847	13	149,830	<b>281,3</b>
21	6 E. PUSCEDDU	ITA	D.K.Racing	BMW S 1000 RR	<b>1'50.653</b>	4.951	0.320	12	149,397	<b>280,5</b>
22	51 E. VIONNET	SUI	Motors Vionnet	BMW S 1000 RR	<b>1'50.660</b>	4.958	0.007	13	149,387	<b>280,5</b>
23	32 M. MOSER	GER	TripleM Racing	Kawasaki ZX-10RR	<b>1'50.790</b>	5.088	0.130	12	149,212	<b>272,0</b>
24	81 A. BERNARDI	ITA	TheBlackSheepTeam	Yamaha YZF R1	<b>1'51.097</b>	5.395	0.307	13	148,800	<b>274,8</b>
25	68 G. SCOTT	AUS	Agro On-Benjan-Kawasaki	Kawasaki ZX-10RR	<b>1'51.118</b>	5.416	0.021	14	148,772	<b>282,7</b>
26	46 M. CUDEVILLE	FRA	Leader Team Flembbo	Kawasaki ZX-10RR	<b>1'51.997</b>	6.295	0.879	13	147,604	<b>268,7</b>

 Qualifying Lap Time (107% of 1'45.702): **1'53.102**

AIR	Humidity:	63%	Temp:	16°C
TRACK	Condition:	Dry	Temp:	22°C

Records	Pole (QP)	2015 R.Tamburini	1'44.522	158,160	Km/h
	Race (RC)	2015 K.Coghlan	1'44.839	157,680	Km/h
	Circuit (QP)	2015 R.Tamburini	1'44.522	158,160	Km/h

Start	End	The results are provisional until the end of the time limit for protests and appeals and the completion of the technical checks.
15/09/2017 09:00	09:32	

These data/results cannot be reproduced, stored and/or transmitted in whole or in part by any manner of electronic, mechanical, photocopying, recording, broadcasting or otherwise now known or herein after developed without the previous express consent by the copyright owner, except for reproduction in daily press and regular printed publications on sale to the public within 60 days of the event related to those data/results and always provided that copyright symbol appears together as follows below.

© DORNA WSBK ORGANIZATION Srl 2017

### Portuguese Round, 15-16-17 September 2017

### Superstock 1000 - Results Free Practice 1st Session

#### Session Highlights

Local Time	No. Rider	Description
09.00.00		Start
09.32.10		End Of Session

#### Fastest Laps Sequence

No.	Rider	Nat	Team	Bike	Local Time	Time	Gap	Avg
34	X. PINSACH	ESP	ETG Racing	Kawasaki ZX-10RR	09:04'34.372	<b>1'55.804</b>		142,752
51	E. VIONNET	SUI	Motors Vionnet	BMW S 1000 RR	09:04'34.953	<b>1'55.608</b>	-0.196	142,994
16	G. RUIU	ITA	Team Trasimeno	Yamaha YZF R1	09:04'43.989	<b>1'54.830</b>	-0.778	143,962
81	A. BERNARDI	ITA	TheBlackSheepTeam	Yamaha YZF R1	09:04'48.209	<b>1'54.799</b>	-0.031	144,001
71	M. SCHEIB	CHI	Nuova M2 Racing	Aprilia RSV4 RF	09:04'50.468	<b>1'50.825</b>	-3.974	149,165
21	F. MARINO	FRA	PATA Yamaha Official STK 1000 Team	Yamaha YZF R1	09:05'11.286	<b>1'49.523</b>	-1.302	150,938
54	T. RAZGATLIOGLU	TUR	Kawasaki Puccetti Racing	Kawasaki ZX-10RR	09:05'40.150	<b>1'47.812</b>	-1.711	153,334
54	T. RAZGATLIOGLU	TUR	Kawasaki Puccetti Racing	Kawasaki ZX-10RR	09:07'27.181	<b>1'47.031</b>	-0.781	154,452
54	T. RAZGATLIOGLU	TUR	Kawasaki Puccetti Racing	Kawasaki ZX-10RR	09:09'13.941	<b>1'46.760</b>	-0.271	154,845
23	F. SANDI	ITA	Berclaz Racing Team	BMW S 1000 RR	09:13'09.279	<b>1'45.823</b>	-0.937	156,216
23	F. SANDI	ITA	Berclaz Racing Team	BMW S 1000 RR	09:14'54.981	<b>1'45.702</b>	-0.121	156,394

15/09/2017      Start      End      The results are provisional until the end of the time limit for protests and appeals and the completion of the technical checks.

These data/results cannot be reproduced, stored and/or transmitted in whole or in part by any manner of electronic, mechanical, photocopying, recording, broadcasting or otherwise now known or herein after developed without the previous express consent by the copyright owner, except for reproduction in daily press and regular printed publications on sale to the public within 60 days of the event related to those data/results and always provided that copyright symbol appears together as follows below.

© DORNA WSBK ORGANIZATION Srl 2017

### Portuguese Round, 15-16-17 September 2017

#### Superstock 1000 - Best Sector & Speed Free Practice 1st Session

Portimao 4.592 m

BEST LAP			
1	23 F. SANDI	BMW S 1000 RR	1'45.702
2	54 T. RAZGATLIOGLU	Kawasaki ZX-10RR	1'45.937
3	21 F. MARINO	Yamaha YZF R1	1'46.249
4	11 J. GUARNONI	Kawasaki ZX-10RR	1'46.402
5	2 R. TAMBURINI	Yamaha YZF R1	1'46.523
6	5 M. FACCANI	BMW S 1000 RR	1'46.867
7	41 F. D'ANNUNZIO	BMW S 1000 RR	1'47.117
8	3 S. SUCHET	BMW S 1000 RR	1'47.159
9	71 M. SCHEIB	Aprilia RSV4 RF	1'47.240
10	57 M. JONES	Ducati Panigale R	1'47.298
11	12 M. RINALDI	Ducati Panigale R	1'47.519
12	19 J. PUFFE	BMW S 1000 RR	1'48.077
13	55 I. MYKHALCHYK	Kawasaki ZX-10RR	1'48.167
14	18 R. CECCHINI	BMW S 1000 RR	1'48.474
15	16 G. RUIU	Yamaha YZF R1	1'48.673
16	70 L. VITALI	Aprilia RSV4 RF	1'48.700
17	59 A. SCHACHT	Ducati Panigale R	1'49.216
18	77 W. TESSELS	Kawasaki ZX-10RR	1'49.364
19	90 T. FINSTERBUSCH	Kawasaki ZX-10RR	1'49.486
20	34 X. PINSACH	Kawasaki ZX-10RR	1'50.333
21	6 E. PUSCEDDU	BMW S 1000 RR	1'50.653
22	51 E. VIONNET	BMW S 1000 RR	1'50.660
23	32 M. MOSER	Kawasaki ZX-10RR	1'50.790
24	81 A. BERNARDI	Yamaha YZF R1	1'51.097
25	68 G. SCOTT	Kawasaki ZX-10RR	1'51.118
26	46 M. CUDEVILLE	Kawasaki ZX-10RR	1'51.997

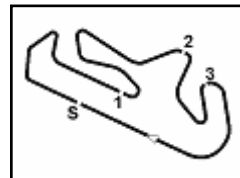
SPEED			
1	54 T. RAZGATLIOGLU	Kawasaki ZX-10RR	292,7
2	5 M. FACCANI	BMW S 1000 RR	290,3
3	3 S. SUCHET	BMW S 1000 RR	289,5
4	2 R. TAMBURINI	Yamaha YZF R1	289,5
5	21 F. MARINO	Yamaha YZF R1	289,5
6	19 J. PUFFE	BMW S 1000 RR	288,8
7	11 J. GUARNONI	Kawasaki ZX-10RR	288,8
8	71 M. SCHEIB	Aprilia RSV4 RF	288,0
9	12 M. RINALDI	Ducati Panigale R	285,7
10	23 F. SANDI	BMW S 1000 RR	285,0
11	57 M. JONES	Ducati Panigale R	284,2
12	55 I. MYKHALCHYK	Kawasaki ZX-10RR	283,5
13	68 G. SCOTT	Kawasaki ZX-10RR	282,7
14	70 L. VITALI	Aprilia RSV4 RF	282,0
15	90 T. FINSTERBUSCH	Kawasaki ZX-10RR	281,3
16	59 A. SCHACHT	Ducati Panigale R	281,3
17	34 X. PINSACH	Kawasaki ZX-10RR	281,3
18	6 E. PUSCEDDU	BMW S 1000 RR	280,5
19	18 R. CECCHINI	BMW S 1000 RR	280,5
20	51 E. VIONNET	BMW S 1000 RR	280,5
21	41 F. D'ANNUNZIO	BMW S 1000 RR	279,8
22	16 G. RUIU	Yamaha YZF R1	277,6
23	77 W. TESSELS	Kawasaki ZX-10RR	276,9
24	81 A. BERNARDI	Yamaha YZF R1	274,8
25	32 M. MOSER	Kawasaki ZX-10RR	272,0
26	46 M. CUDEVILLE	Kawasaki ZX-10RR	268,7

SEG. 1			SEG. 2			SEG. 3			SEG. 4		
1	23 F. SANDI	33.455	1	23 F. SANDI	30.602	1	23 F. SANDI	21.736	1	54 T. RAZGATLIOGLU	19.590
2	54 T. RAZGATLIOGLU	33.475	2	54 T. RAZGATLIOGLU	30.651	2	21 F. MARINO	21.841	2	23 F. SANDI	19.618
3	11 J. GUARNONI	33.478	3	11 J. GUARNONI	30.751	3	11 J. GUARNONI	21.844	3	57 M. JONES	19.715
4	5 M. FACCANI	33.600	4	2 R. TAMBURINI	30.805	4	2 R. TAMBURINI	21.951	4	21 F. MARINO	19.719
5	2 R. TAMBURINI	33.615	5	21 F. MARINO	30.812	5	54 T. RAZGATLIOGLU	21.952	5	5 M. FACCANI	19.744
6	21 F. MARINO	33.666	6	3 S. SUCHET	30.986	6	41 F. D'ANNUNZIO	22.045	6	12 M. RINALDI	19.833
7	71 M. SCHEIB	33.758	7	57 M. JONES	31.029	7	57 M. JONES	22.048	7	71 M. SCHEIB	19.836
8	41 F. D'ANNUNZIO	33.818	8	41 F. D'ANNUNZIO	31.077	8	5 M. FACCANI	22.093	8	3 S. SUCHET	19.836
9	3 S. SUCHET	33.840	9	71 M. SCHEIB	31.097	9	12 M. RINALDI	22.104	9	11 J. GUARNONI	19.889
10	19 J. PUFFE	33.884	10	5 M. FACCANI	31.099	10	3 S. SUCHET	22.114	10	41 F. D'ANNUNZIO	19.892
11	55 I. MYKHALCHYK	33.978	11	12 M. RINALDI	31.269	11	55 I. MYKHALCHYK	22.226	11	77 W. TESSELS	19.896
12	57 M. JONES	34.087	12	18 R. CECCHINI	31.331	12	71 M. SCHEIB	22.257	12	2 R. TAMBURINI	19.925
13	12 M. RINALDI	34.149	13	19 J. PUFFE	31.398	13	70 L. VITALI	22.286	13	16 G. RUIU	19.964
14	18 R. CECCHINI	34.482	14	16 G. RUIU	31.447	14	18 R. CECCHINI	22.317	14	55 I. MYKHALCHYK	19.973
15	51 E. VIONNET	34.504	15	55 I. MYKHALCHYK	31.453	15	19 J. PUFFE	22.412	15	70 L. VITALI	19.979
16	70 L. VITALI	34.511	16	77 W. TESSELS	31.555	16	77 W. TESSELS	22.435	16	18 R. CECCHINI	20.020
17	90 T. FINSTERBUSCH	34.535	17	70 L. VITALI	31.612	17	16 G. RUIU	22.449	17	59 A. SCHACHT	20.029
18	59 A. SCHACHT	34.578	18	90 T. FINSTERBUSCH	31.661	18	59 A. SCHACHT	22.660	18	90 T. FINSTERBUSCH	20.074
19	16 G. RUIU	34.683	19	59 A. SCHACHT	31.889	19	51 E. VIONNET	22.729	19	19 J. PUFFE	20.118
20	77 W. TESSELS	34.737	20	34 X. PINSACH	31.946	20	90 T. FINSTERBUSCH	22.746	20	34 X. PINSACH	20.156
21	81 A. BERNARDI	34.909	21	32 M. MOSER	32.025	21	81 A. BERNARDI	22.774	21	32 M. MOSER	20.209
22	6 E. PUSCEDDU	34.957	22	6 E. PUSCEDDU	32.145	22	32 M. MOSER	22.778	22	6 E. PUSCEDDU	20.369
23	34 X. PINSACH	35.044	23	68 G. SCOTT	32.184	23	34 X. PINSACH	22.844	23	81 A. BERNARDI	20.426
24	32 M. MOSER	35.130	24	51 E. VIONNET	32.184	24	68 G. SCOTT	22.970	24	51 E. VIONNET	20.465
25	46 M. CUDEVILLE	35.148	25	81 A. BERNARDI	32.509	25	46 M. CUDEVILLE	23.059	25	68 G. SCOTT	20.467
26	68 G. SCOTT	35.152	26	46 M. CUDEVILLE	32.951	26	6 E. PUSCEDDU	23.075	26	46 M. CUDEVILLE	20.563

15/09/2017

These data/results cannot be reproduced, stored and/or transmitted in whole or in part by any manner of electronic, mechanical, photocopying, recording, broadcasting or otherwise now known or herein after developed without the previous express consent by the copyright owner, except for reproduction in daily press and regular printed publications on sale to the public within 60 days of the event related to those data/results and always provided that copyright symbol appears together as follows below.

© DORNA WSBK ORGANIZATION Srl 2017



Portimao 4.592 m

### Portuguese Round, 15-16-17 September 2017

#### Superstock 1000 - Ideal Times Free Practice 1st Session

Rider No.	Nat	Bike	Seg. 1 Diff. 1	Seg. 2 Diff. 2	Seg. 3 Diff. 3	Seg. 4 Diff. 4	Ideal Time		
							Best Lap	Pos.	Diff.
1	23 F. SANDI	ITA BMW S 1000 RR	33.455	30.602 0.186	21.736 0.061	19.618 0.044	1'45.411 1'45.702	1	0.291
2	54 T. RAZGATLIOGLU	TUR Kawasaki ZX-10RR	33.475 0.092	30.651	21.952 0.177	19.590	1'45.668 1'45.937	2	0.269
3	11 J. GUARNONI	FRA Kawasaki ZX-10RR	33.478	30.751 0.008	21.844 0.299	19.889 0.133	1'45.962 1'46.402	4	0.440
4	21 F. MARINO	FRA Yamaha YZF R1	33.666	30.812 0.051	21.841 0.107	19.719 0.053	1'46.038 1'46.249	3	0.211
5	2 R. TAMBURINI	ITA Yamaha YZF R1	33.615 0.099	30.805	21.951 0.025	19.925 0.103	1'46.296 1'46.523	5	0.227
6	5 M. FACCANI	ITA BMW S 1000 RR	33.600 0.037	31.099 0.107	22.093	19.744 0.187	1'46.536 1'46.867	6	0.331
7	3 S. SUCHET	SUI BMW S 1000 RR	33.840	30.986 0.249	22.114	19.836 0.134	1'46.776 1'47.159	8	0.383
8	41 F. D'ANNUNZIO	ITA BMW S 1000 RR	33.818 0.118	31.077 0.139	22.045	19.892 0.028	1'46.832 1'47.117	7	0.285
9	57 M. JONES	AUS Ducati Panigale R	34.087 0.244	31.029	22.048	19.715 0.175	1'46.879 1'47.298	10	0.419
10	71 M. SCHEIB	CHI Aprilia RSV4 RF	33.758 0.291	31.097 0.001	22.257	19.836	1'46.948 1'47.240	9	0.292
11	12 M. RINALDI	ITA Ducati Panigale R	34.149	31.269 0.018	22.104 0.086	19.833 0.060	1'47.355 1'47.519	11	0.164
12	55 I. MYKHALCHYK	UKR Kawasaki ZX-10RR	33.978 0.429	31.453 0.108	22.226	19.973	1'47.630 1'48.167	13	0.537
13	19 J. PUFFE	GER BMW S 1000 RR	33.884	31.398 0.129	22.412	20.118 0.136	1'47.812 1'48.077	12	0.265
14	18 R. CECCHINI	ITA BMW S 1000 RR	34.482 0.222	31.331	22.317 0.085	20.020 0.017	1'48.150 1'48.474	14	0.324
15	70 L. VITALI	ITA Aprilia RSV4 RF	34.511 0.007	31.612 0.028	22.286 0.014	19.979 0.263	1'48.388 1'48.700	16	0.312
16	16 G. RUIU	ITA Yamaha YZF R1	34.683	31.447 0.082	22.449 0.048	19.964	1'48.543 1'48.673	15	0.130
17	77 W. TESSELS	NED Kawasaki ZX-10RR	34.737 0.042	31.555 0.521	22.435 0.051	19.896 0.127	1'48.623 1'49.364	18	0.741
18	90 T. FINSTERBUSCH	GER Kawasaki ZX-10RR	34.535 0.251	31.661 0.219	22.746	20.074	1'49.016 1'49.486	19	0.470
19	59 A. SCHACHT	DEN Ducati Panigale R	34.578	31.889	22.660 0.060	20.029	1'49.156 1'49.216	17	0.060
20	51 E. VIONNET	SUI BMW S 1000 RR	34.504 0.546	32.184	22.729 0.086	20.465 0.146	1'49.882 1'50.660	22	0.778
21	34 X. PINSACH	ESP Kawasaki ZX-10RR	35.044	31.946	22.844 0.221	20.156 0.122	1'49.990 1'50.333	20	0.343
22	32 M. MOSER	GER Kawasaki ZX-10RR	35.130 0.067	32.025 0.079	22.778 0.391	20.209 0.111	1'50.142 1'50.790	23	0.648
23	6 E. PUSCEDDU	ITA BMW S 1000 RR	34.957	32.145 0.087	23.075	20.369 0.020	1'50.546 1'50.653	21	0.107
24	81 A. BERNARDI	ITA Yamaha YZF R1	34.909 0.217	32.509 0.056	22.774 0.103	20.426 0.103	1'50.618 1'51.097	24	0.479
25	68 G. SCOTT	AUS Kawasaki ZX-10RR	35.152	32.184 0.156	22.970 0.091	20.467 0.098	1'50.773 1'51.118	25	0.345
26	46 M. CUDEVILLE	FRA Kawasaki ZX-10RR	35.148 0.066	32.951	23.059 0.081	20.563 0.129	1'51.721 1'51.997	26	0.276
<b>Overall Ideal Time</b>			33.455	30.602	21.736	19.590	1'45.383		

15/09/2017

These data/results cannot be reproduced, stored and/or transmitted in whole or in part by any manner of electronic, mechanical, photocopying, recording, broadcasting or otherwise now known or herein after developed without the previous express consent by the copyright owner, except for reproduction in daily press and regular printed publications on sale to the public within 60 days of the event related to those data/results and always provided that copyright symbol appears together as follows below.

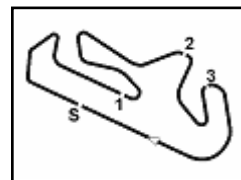
© DORNA WSBK ORGANIZATION Srl 2017

**PIRELLI PERUGIA TIMING**


Official Tyre Supplier



Official Timekeeper



## Portuguese Round, 15-16-17 September 2017

### Superstock 1000 - Chronological Analysis Free Practice 1st Session

Portimao 4.592 m

1 / 4

**1° 23 F. SANDI (1'45.702)**

Lap	Seg.1	Seg.2	Seg.3	Seg.4	Lap Time	km/h	Local Time
1		31.603	24.030	19.956			9:11'23.456
2	33.867	<b>30.602</b>	<b>21.736</b>	<b>19.618</b>	1'45.823	281,3	9:13'09.279
3	<b>33.455</b>	30.788	21.797	19.662	<b>1'45.702</b>	282,0	9:14'54.981
4	37.154	32.317	22.827	30.000	2'02.298P	<b>285,0</b>	9:16'57.279

**2° 54 T. RAZGATLIOGLU (1'45.937)**

Lap	Seg.1	Seg.2	Seg.3	Seg.4	Lap Time	km/h	Local Time
1		33.871	22.979	20.245			9:03'52.338
2	34.418	31.313	22.307	19.774	1'47.812	290,3	9:05'40.150
3	33.767	30.886	22.469	19.909	1'47.031	289,5	9:07'27.181
4	33.711	31.035	22.229	19.785	1'46.760	286,5	9:09'13.941
5	<b>33.475</b>	31.517	22.128	26.427	1'53.547P	<b>292,7</b>	9:11'07.488
6	5'55.153	31.481	22.202	19.722	7'08.558P		9:18'16.046
7	33.567	<b>30.651</b>	22.129	<b>19.590</b>	<b>1'45.937</b>	291,1	9:20'01.983
8	33.749	30.956	22.008	19.657	1'46.370	284,2	9:21'48.353
9	33.615	31.092	22.939	26.027	1'53.673P	290,3	9:23'42.026
10	4'16.888	31.473	22.797	19.853	5'31.011P		9:29'13.037
11	33.734	31.070	<b>21.952</b>	19.766	1'46.522	288,0	9:30'59.559

**3° 21 F. MARINO (1'46.249)**

Lap	Seg.1	Seg.2	Seg.3	Seg.4	Lap Time	km/h	Local Time
1		33.172	23.278	21.375			9:03'21.763
2	35.246	31.854	22.387	20.036	1'49.523	270,0	9:05'11.286
3	34.361	31.268	22.176	20.145	1'47.950	287,2	9:06'59.236
4	34.331	31.256	22.266	<b>19.719</b>	1'47.572	288,0	9:08'46.808
5	36.656	32.280	22.495	25.215	1'56.646P	277,6	9:10'43.454
6	4'22.484	31.661	25.493	20.080	5'39.718P		9:16'23.172
7	33.858	31.087	<b>21.841</b>	19.848	1'46.634	<b>289,5</b>	9:18'09.806
8	33.675	<b>30.812</b>	22.022	19.820	1'46.329	<b>289,5</b>	9:19'56.135
9	34.545	31.740	22.435	25.502	1'54.222P	<b>289,5</b>	9:21'50.357
10	6'32.236	31.707	22.352	20.108	7'46.403P		9:29'36.760
11	<b>33.666</b>	30.863	21.948	19.772	<b>1'46.249</b>	286,5	9:31'23.009

**4° 11 J. GUARNONI (1'46.402)**

Lap	Seg.1	Seg.2	Seg.3	Seg.4	Lap Time	km/h	Local Time
1		33.506	24.249	22.184			9:12'23.642
2	42.289	32.995	24.912	21.830	2'02.026	280,5	9:14'25.668
3	33.953	31.205	21.997	20.070	1'47.225	284,2	9:16'12.893
4	33.719	31.119	<b>21.844</b>	<b>19.889</b>	1'46.571	285,7	9:17'59.464
5	33.646	<b>30.751</b>	22.040	19.972	1'46.409	281,3	9:19'45.873
6	33.508	39.902	23.187	28.429	2'05.026P	285,7	9:21'50.899
7	3'14.101	31.594	23.324	20.364	4'29.383P		9:26'20.282
8	<b>33.478</b>	30.759	22.143	20.022	<b>1'46.402</b>	286,5	9:28'06.684
9	33.599	31.011	22.021	20.006	1'46.637	<b>288,8</b>	9:29'53.321
10	36.992	34.506	23.171	28.059	2'02.728P	281,3	9:31'56.049

**5° 2 R. TAMBURINI (1'46.523)**

Lap	Seg.1	Seg.2	Seg.3	Seg.4	Lap Time	km/h	Local Time
1		34.183	23.922	20.808			9:10'02.462
2	35.553	32.064	22.676	20.320	1'50.613	272,7	9:11'53.075
3	33.805	31.236	22.183	20.103	1'47.327	288,8	9:13'40.402
4	33.665	30.902	22.038	20.008	1'46.613	<b>289,5</b>	9:15'27.015
5	33.814	30.904	<b>21.951</b>	20.008	1'46.677	<b>289,5</b>	9:17'13.692
6	41.157	36.502	24.445	30.092	2'12.196P	252,3	9:19'25.888
7	5'43.552	31.840	23.355	20.146	6'58.893P		9:26'24.781
8	<b>33.615</b>	30.952	22.192	<b>19.925</b>	1'46.684	288,8	9:28'11.465
9	33.714	<b>30.805</b>	21.976	20.028	<b>1'46.523</b>	288,8	9:29'57.988
10	33.795	34.887	25.937	32.666	2'07.285P	285,7	9:32'05.273

**6° 5 M. FACCANI (1'46.867)**

Lap	Seg.1	Seg.2	Seg.3	Seg.4	Lap Time	km/h	Local Time
1		34.271	23.966	20.899			9:04'18.185

2	35.635	31.832	22.303	20.159	1'49.929	259,0	9:06'08.114
3	33.915	38.177	22.265	19.916	1'54.273	268,7	9:08'02.387
4	34.124	31.328	22.096	19.808	1'47.356	279,8	9:09'49.743
5	34.132	<b>31.099</b>	22.245	<b>19.744</b>	1'47.220	285,0	9:11'36.963
6	33.637	31.206	<b>22.093</b>	19.931	<b>1'46.867</b>	<b>290,3</b>	9:13'23.830
7	33.640	36.583	23.232	33.287	2'06.742P	286,5	9:15'30.572
8	6'18.399	32.951	22.452	20.271	7'34.073P		9:23'04.645
9	33.835	31.415	22.375	20.151	1'47.776	285,7	9:24'52.421
10	35.165	31.151	22.584	20.109	1'49.009	276,2	9:26'41.430
11	33.606	40.500	22.246	20.008	1'56.360	286,5	9:28'37.790
12	<b>33.600</b>	39.802	22.173	20.042	1'55.617	285,0	9:30'33.407

**7° 41 F. D'ANNUNZIO (1'47.117)**

Lap	Seg.1	Seg.2	Seg.3	Seg.4	Lap Time	km/h	Local Time
1		33.804	22.957	20.136			9:03'52.593
2	34.740	31.997	22.219	19.901	1'48.857	259,6	9:05'41.450
3	34.007	<b>31.077</b>	22.180	<b>19.892</b>	1'47.156	271,4	9:07'28.606
4	33.936	31.216	<b>22.045</b>	19.920	<b>1'47.117</b>	273,4	9:09'15.723
5	<b>33.818</b>	31.441	22.327	28.558	1'56.144P	276,2	9:11'11.867
6	7'54.469	39.623	23.059	20.476	9'17.627P		9:20'29.494
7	34.705	31.654	22.307	20.054	1'48.720	270,0	9:22'18.214
8	34.127	31.261	22.182	20.228	1'47.798	<b>279,8</b>	9:24'06.012
9	34.188	32.024	23.043	27.609	1'56.864P	275,5	9:26'02.876
10	1'28.312	31.715	22.365	20.131	2'42.523P		9:28'45.399
11	36.608	32.388	22.291	20.120	1'51.407	279,1	9:30'36.806

**8° 3 S. SUCHET (1'47.159)**

Lap	Seg.1	Seg.2	Seg.3	Seg.4	Lap Time	km/h	Local Time
1		36.466	23.539	20.389			9:08'45.465
2	34.581	31.469	22.602	20.024	1'48.676	279,1	9:10'34.141
3	34.052	31.358	22.367	<b>19.836</b>	1'47.613	288,0	9:12'21.754
4	33.945	<b>30.986</b>	22.246	20.055	1'47.232	<b>289,5</b>	9:14'08.986
5	35.868	32.507	23.190	27.988	1'59.553P	285,0	9:16'08.539
6	10'34.729	32.581	22.859	20.378	11'50.547P		9:27'59.086
7	34.637	31.132	22.277	20.217	1'48.263	282,7	9:29'47.349
8	<b>33.840</b>	31.235	<b>22.114</b>	19.970	<b>1'47.159</b>	285,0	9:31'34.508

**9° 71 M. SCHEIB (1'47.240)**

Lap	Seg.1	Seg.2	Seg.3	Seg.4	Lap Time	km/h	Local Time
1		32.973	23.438	20.375			9:02'59.643
2	35.767	32.124	22.614	20.320	1'50.825	258,4	9:04'50.468
3	34.521	31.267	22.417	19.963	1'48.168	283,5	9:06'38.636
4	34.385	31.332	22.607	20.197	1'48.521	274,8	9:08'27.157
5	34.049	31.098	<b>22.257</b>	<b>19.836</b>	<b>1'47.240</b>	<b>288,0</b>	9:10'14.397
6	34.571	31.713	22.377	20.057	1'48.718	282,0	9:12'03.115
7	35.638	31.779	22.884	27.297	1'57.598P	285,7	9:14'00.713
8	5'00.972	31.904	22.789	20.345	6'16.010P		9:20'16.723
9	34.101	31.464	22.516	20.227	1'48.308	285,7	9:22'05.031
10	33.839	36.317	22.568	20.232	1'52.956	283,5	9:23'57.987
11	<b>33.758</b>	31.474	22.278	20.114	1'47.624	<b>288,0</b>	9:25'45.611
12	34.105	31.285	22.307	20.021	1'47.718	287,2	9:27'33.329
13	34.042	<b>31.097</b>	22.534	20.150	1'47.823	287,2	9:29'21.152
14	33.963	31.315	22.429	20.106	1'47.813	285,7	9:31'08.965

**10° 57 M. JONES (1'47.298)**

Lap	Seg.1	Seg.2	Seg.3	Seg.4	Lap Time	km/h	Local Time
1		36.195	24.685	20.794			9:03'28.707
2	36.847	32.725	23.222	20.157	1'52.951	260,9	9:05'21.658
3	35.345	32.221	22.975	19.917	1'50.458	270,7	9:07'12.116
4	34.434	31.215	22.450	<b>19.715</b>	1'47.814	282,7	9:08'59.930
5	34.214	31.234	22.249	19.726	1'47.423	<b>284,2</b>	9:10'47.353
6	34.427	31.224	22.220	19.800	1'47.671	283,5	9:12'35.024
7	34.297	31.206	22.364	28.641	1'56.508P	282,0	9:14'31.532
8	11'02.165	32.666	22.450	19.895	12'17.176P		9:26'48.708

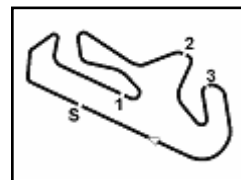
15/09/2017 P = Pits In/Out - C = Lap-Time Cancelled

These data/results cannot be reproduced, stored and/or transmitted in whole or in part by any manner of electronic, mechanical, photocopying, recording, broadcasting or otherwise now known or herein after developed without the previous express consent by the copyright owner, except for reproduction in daily press and regular printed publications on sale to the public within 60 days of the event related to those data/results and always provided that copyright symbol appears together as follows below.

© DORNA WSBK ORGANIZATION Srl 2017



**2.5**  
**STK1000**  
**120/07**



Portimao 4.592 m

2 / 4

### Portuguese Round, 15-16-17 September 2017

#### Superstock 1000 - Chronological Analysis Free Practice 1st Session

9	34.331	<b>31.029</b>	<b>22.048</b>	19.890	<b>1'47.298</b>	281,3	9:28'36.006	6	34.835	31.679	22.749	20.132	1'49.395	273,4	9:12'05.936
10	<b>34.087</b>	31.518	22.381	19.959	1'47.945	282,7	9:30'23.951	7	35.086	33.037	23.833	32.293	2'04.249P	266,7	9:14'10.185
<b>11° 12 M. RINALDI (1'47.519)</b>															
<b>Lap</b>	<b>Seg.1</b>	<b>Seg.2</b>	<b>Seg.3</b>	<b>Seg.4</b>	<b>Lap Time</b>	<b>km/h</b>	<b>Local Time</b>	<b>Lap</b>	<b>Seg.1</b>	<b>Seg.2</b>	<b>Seg.3</b>	<b>Seg.4</b>	<b>Lap Time</b>	<b>km/h</b>	<b>Local Time</b>
1		33.176	23.425	20.654			9:04'07.386	9	35.154	31.624	22.630	20.103	1'49.511	<b>277,6</b>	9:22'13.820
2	35.525	31.641	22.384	19.951	1'49.501	266,7	9:05'56.887	10	35.095	37.027	22.763	20.255	1'55.140	274,8	9:24'08.960
3	34.675	31.428	<b>22.104</b>	<b>19.833</b>	1'48.040	279,8	9:07'44.927	11	35.019	31.745	22.736	20.199	1'49.699	270,7	9:25'58.659
4	<b>34.149</b>	31.287	22.190	19.893	<b>1'47.519</b>	281,3	9:09'32.446	12	<b>34.683</b>	31.529	22.497	<b>19.964</b>	<b>1'48.673</b>	274,8	9:27'47.332
5	34.291	<b>31.269</b>	23.198	28.534	1'57.292P	<b>285,7</b>	9:11'29.738	13	35.750	31.951	22.457	20.302	1'50.460	262,8	9:29'37.792
14								14	34.739	<b>31.447</b>	<b>22.449</b>	20.193	1'48.828	276,2	9:31'26.620
<b>12° 19 J. PUFFE (1'48.077)</b>								<b>16° 70 L. VITALI (1'48.700)</b>							
<b>Lap</b>	<b>Seg.1</b>	<b>Seg.2</b>	<b>Seg.3</b>	<b>Seg.4</b>	<b>Lap Time</b>	<b>km/h</b>	<b>Local Time</b>	<b>Lap</b>	<b>Seg.1</b>	<b>Seg.2</b>	<b>Seg.3</b>	<b>Seg.4</b>	<b>Lap Time</b>	<b>km/h</b>	<b>Local Time</b>
1		34.449	24.150	20.740			9:04'09.857	1		34.898	24.266	21.300			9:03'10.112
2	36.018	32.548	23.187	20.368	1'52.121	264,1	9:06'01.978	2	36.804	33.288	23.147	20.607	1'53.846	254,7	9:05'03.958
3	35.470	32.392	22.944	20.140	1'50.946	285,0	9:07'52.924	3	38.625	32.262	22.840	20.249	1'53.976	261,5	9:06'57.934
4	34.883	31.896	22.852	<b>20.118</b>	1'49.749	281,3	9:09'42.673	4	34.709	31.941	22.822	20.021	1'49.493	276,2	9:08'47.427
5	34.703	32.101	22.623	20.277	1'49.704	268,0	9:11'32.377	5	34.589	31.727	22.536	20.012	1'48.864	277,6	9:10'36.291
6	34.377	31.603	22.518	20.217	1'48.715	279,1	9:13'21.092	6	34.826	32.069	22.544	<b>19.979</b>	1'49.418	267,3	9:12'25.709
7	37.260	32.612	23.573	28.153	2'01.598P	263,4	9:15'22.690	7	35.879	37.809	24.598	23.256	2'01.542	268,0	9:14'27.251
8	4'34.831	32.133	22.683	20.373	5'50.020P		9:21'12.710	8	34.981	31.957	23.582	26.153	1'56.673	266,7	9:16'23.924
9	34.545	31.402	22.472	20.299	1'48.718	285,7	9:23'01.428	9	34.608	31.695	<b>22.286</b>	20.243	1'48.832	281,3	9:18'12.756
10	35.478	34.707	24.207	20.260	1'54.652	257,1	9:24'56.080	10	<b>34.511</b>	<b>31.612</b>	22.563	20.210	1'48.896	<b>282,0</b>	9:20'01.652
11	34.146	<b>31.398</b>	22.537	20.159	1'48.240	<b>288,8</b>	9:26'44.320	11	35.027	31.626	22.308	20.202	1'49.163	244,9	9:21'50.815
12	34.361	37.136	22.619	20.158	1'54.274	285,7	9:28'38.594	12	41.903	40.682	23.204	32.060	2'17.849P	242,7	9:24'08.664
13	<b>33.884</b>	31.527	<b>22.412</b>	20.254	<b>1'48.077</b>	<b>288,8</b>	9:30'26.671	13	4'28.657	32.293	22.717	20.559	5'44.226P		9:29'52.890
								14	34.518	31.640	22.300	20.242	<b>1'48.700</b>	<b>282,0</b>	9:31'41.590
<b>13° 55 I. MYKHALCHYK (1'48.167)</b>								<b>17° 59 A. SCHACHT (1'49.216)</b>							
<b>Lap</b>	<b>Seg.1</b>	<b>Seg.2</b>	<b>Seg.3</b>	<b>Seg.4</b>	<b>Lap Time</b>	<b>km/h</b>	<b>Local Time</b>	<b>Lap</b>	<b>Seg.1</b>	<b>Seg.2</b>	<b>Seg.3</b>	<b>Seg.4</b>	<b>Lap Time</b>	<b>km/h</b>	<b>Local Time</b>
1		34.609	24.015	20.993			9:03'31.516	1		33.724	24.477	20.508			9:03'00.212
2	35.871	32.645	23.018	20.573	1'52.107	244,9	9:05'23.623	2	36.416	32.713	23.146	20.658	1'52.933	250,6	9:04'53.145
3	35.018	31.930	22.964	20.218	1'50.130	279,8	9:07'13.753	3	35.631	32.295	23.157	20.296	1'51.379	256,5	9:06'44.524
4	34.407	31.561	<b>22.226</b>	<b>19.973</b>	<b>1'48.167</b>	277,6	9:09'01.920	4	35.514	32.195	22.915	20.306	1'50.930	262,1	9:08'35.454
5	34.762	32.394	22.640	20.318	1'50.114	<b>283,5</b>	9:10'52.034	5	34.926	31.996	22.970	20.160	1'50.052	274,1	9:10'25.506
6	34.221	31.883	22.252	20.150	1'48.506	281,3	9:12'40.540	6	35.072	32.516	23.629	20.350	1'51.567	276,9	9:12'17.073
7	35.833	33.735	23.396	28.540	2'01.504P	274,1	9:14'42.044	7	34.934	31.998	22.756	20.140	1'49.828	268,0	9:14'06.901
8	9'31.850	33.168	22.953	20.553	10'48.524P		9:25'30.568	8	35.169	32.128	22.770	20.425	1'50.492	<b>281,3</b>	9:15'57.393
9	35.008	31.791	22.409	20.181	1'49.389	275,5	9:27'19.957	9	35.030	32.067	22.914	20.137	1'50.148	275,5	9:17'47.541
10	<b>33.978</b>	32.169	22.293	20.166	1'48.606	282,0	9:29'08.563	10	34.954	32.123	22.803	20.183	1'50.063	272,0	9:19'37.604
11	34.371	<b>31.453</b>	22.416	20.112	1'48.352	281,3	9:30'56.915	11	36.442	33.936	24.701	30.707	2'05.786P	268,7	9:21'43.390
								12	4'24.282	32.443	23.068	20.230	5'40.023P		9:27'23.413
<b>14° 18 R. CECCHINI (1'48.474)</b>								<b>18° 77 W. TESSELS (1'49.364)</b>							
<b>Lap</b>	<b>Seg.1</b>	<b>Seg.2</b>	<b>Seg.3</b>	<b>Seg.4</b>	<b>Lap Time</b>	<b>km/h</b>	<b>Local Time</b>	<b>Lap</b>	<b>Seg.1</b>	<b>Seg.2</b>	<b>Seg.3</b>	<b>Seg.4</b>	<b>Lap Time</b>	<b>km/h</b>	<b>Local Time</b>
1		35.338	25.570	21.385			9:03'07.510	1		33.875	23.975	20.689			9:03'12.695
2	39.974	34.355	24.225	20.362	1'58.916	266,7	9:05'06.426	2	36.683	33.048	23.249	20.211	1'53.191	240,5	9:05'05.886
3	39.754	35.282	23.995	20.480	1'59.511	256,5	9:07'05.937	3	35.722	32.126	22.784	19.997	1'50.629	254,1	9:06'56.515
4	35.778	32.454	22.907	20.145	1'51.284	258,4	9:08'57.221	4	35.091	32.070	22.683	<b>19.896</b>	1'49.740	274,1	9:08'46.255
5	37.841	34.082	23.402	29.024	2'04.349P	268,7	9:11'01.570	5	35.078	32.052	22.501	19.997	1'49.628	265,4	9:10'35.883
6	5'32.660	33.551	23.792	20.575	6'50.578P		9:17'52.148	6	34.779	32.076	22.486	20.023	<b>1'49.364</b>	274,1	9:12'25.247
7	35.478	32.221	22.703	20.261	1'50.663	276,9	9:19'42.811	7	34.860	32.050	22.468	20.046	1'49.424	273,4	9:14'14.671
8	34.765	32.069	22.508	20.175	1'49.517	<b>280,5</b>	9:21'32.328	8	36.882	33.017	23.437	29.486	2'02.822P	272,7	9:16'17.493
9	35.392	34.935	24.555	21.027	1'55.909	276,2	9:23'28.237	9	6'55.077	32.176	22.575	20.225	8'10.053P		9:24'27.546
10	34.705	31.601	22.424	20.248	1'48.978	279,1	9:25'17.215	10	34.978	<b>31.555</b>	22.514	20.362	1'49.409	273,4	9:26'16.955
11	<b>34.482</b>	43.126	25.504	20.168	2'03.280	278,4	9:27'20.495	11	<b>34.737</b>	32.038	22.744	20.233	1'49.752	275,5	9:28'06.707
12	34.686	31.454	<b>22.317</b>	<b>20.020</b>	1'48.477	275,5	9:29'08.972	12	34.995	31.888	<b>22.435</b>	20.246	1'49.564	264,7	9:29'56.271
13	34.704	<b>31.331</b>	22.402	20.037	<b>1'48.474</b>	263,4	9:30'57.446	13	35.162	32.009	25.035	29.740	2'01.946P	<b>276,9</b>	9:31'58.217
<b>15° 16 G. RUIJ (1'48.673)</b>								<b>19° 90 T. FINSTERBUSCH (1'49.486)</b>							
<b>Lap</b>	<b>Seg.1</b>	<b>Seg.2</b>	<b>Seg.3</b>	<b>Seg.4</b>	<b>Lap Time</b>	<b>km/h</b>	<b>Local Time</b>	<b>Lap</b>	<b>Seg.1</b>	<b>Seg.2</b>	<b>Seg.3</b>	<b>Seg.4</b>	<b>Lap Time</b>	<b>km/h</b>	<b>Local Time</b>
1		34.992	24.590	21.032			9:02'49.159	1		34.355	24.598	20.860			9:02'58.913
2	36.788	33.633	23.551	20.858	1'54.830	257,1	9:04'43.989	2	36.749	32.930	23.224	20.406	1'53.309	251,7	9:04'52.222
3	36.311	32.247	23.207	20.430	1'52.195	266,7	9:06'36.184								
4	35.476	32.223	22.904	20.319	1'50.922	276,9	9:08'27.106								
5	35.093	31.544	22.612	20.186	1'49.435	266,7	9:10'16.541								

15/09/2017

P = Pits In/Out - C = Lap-Time Cancelled

These data/results cannot be reproduced, stored and/or transmitted in whole or in part by any manner of electronic, mechanical, photocopying, recording, broadcasting or otherwise now known or herein after developed without the previous express consent by the copyright owner, except for reproduction in daily press and regular printed publications on sale to the public within 60 days of the event related to those data/results and always provided that copyright symbol appears together as follows below.

© DORNA WSBK ORGANIZATION Srl 2017

FIOR PERUGIA TIMING



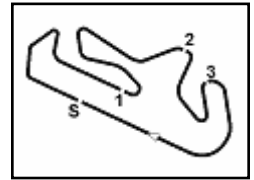
Official Tyre Supplier





2.5

STK1000  
120/07



### Portuguese Round, 15-16-17 September 2017

#### Superstock 1000 - Chronological Analysis Free Practice 1st Session

Portimao 4.592 m

3 / 4

20° 34 X. PINSACH (1'50.333)								24° 81 A. BERNARDI (1'51.097)							
Lap	Seg.1	Seg.2	Seg.3	Seg.4	Lap Time	km/h	Local Time	Lap	Seg.1	Seg.2	Seg.3	Seg.4	Lap Time	km/h	Local Time
1		35.816	25.574	21.129			9:02'38.568	1		35.750	24.615	21.639			9:02'53.410
2	37.630	33.475	24.085	20.614	1'55.804	234,3	9:04'34.372	2	37.140	33.273	23.426	20.960	1'54.799	255,3	9:04'48.209
3	36.254	32.803	23.562	20.561	1'53.180	256,5	9:06'27.552	3	37.407	32.542	22.988	20.551	1'53.488	266,7	9:06'41.697
4	35.978	32.413	23.305	20.460	1'52.156	250,0	9:08'19.708	4	40.857	33.724	23.216	20.653	1'58.450	274,8	9:08'40.147
5	37.129	32.885	23.646	20.222	1'53.882	255,9	9:10'13.590	5	36.068	32.583	22.945	20.538	1'52.134	266,7	9:10'32.281
6	35.857	32.472	23.109	20.204	1'51.642	259,6	9:12'05.232	6	35.732	36.305	23.083	20.426	1'55.546	272,7	9:12'27.827
7	35.448	32.464	23.044	20.156	1'51.112	254,7	9:13'56.344	7	34.909	39.596	23.633	20.823	1'58.961	265,4	9:14'26.788
8	35.369	32.341	23.046	20.371	1'51.127	273,4	9:15'47.471	8	35.126	32.565	22.877	20.529	1'51.097	272,0	9:16'17.885
9	36.241	33.298	23.425	28.618	2'01.582P	266,7	9:17'49.053	9	35.634	38.184	27.275	30.401	2'11.494P	271,4	9:18'29.379
10	3'54.886	32.882	23.636	20.572	5'11.976P		9:23'01.029	10	4'07.317	33.879	28.295	21.280	5'30.771P		9:24'00.150
11	35.572	32.279	23.045	20.462	1'51.358	264,1	9:24'52.387	11	35.711	33.193	22.865	20.694	1'52.463	259,0	9:25'52.613
12	35.189	32.502	22.844	20.390	1'50.925	281,3	9:26'43.312	12	35.460	32.509	22.774	20.720	1'51.463	260,2	9:27'44.076
13	35.044	31.946	23.065	20.278	1'50.333	273,4	9:28'33.645	13	35.312	32.776	26.233	20.728	1'55.049	269,3	9:29'39.125
14	35.339	32.366	23.186	20.393	1'51.284	274,1	9:30'24.929	14	35.103	35.739	23.819	30.222	2'04.883P	272,0	9:31'44.008

21° 6 E. PUSCEDDU (1'50.653)								25° 68 G. SCOTT (1'51.118)							
Lap	Seg.1	Seg.2	Seg.3	Seg.4	Lap Time	km/h	Local Time	Lap	Seg.1	Seg.2	Seg.3	Seg.4	Lap Time	km/h	Local Time
1		35.914	25.639	22.830			9:02'54.014	1		36.203	24.640	21.548			9:02'48.577
2	36.802	34.282	24.200	21.173	1'56.457	280,5	9:04'50.471	2	37.032	33.526	23.756	21.221	1'55.535	254,7	9:04'44.112
3	35.912	33.218	23.907	20.996	1'54.033	260,9	9:06'44.504	3	36.617	32.991	23.449	20.889	1'53.946	256,5	9:06'38.058
4	36.558	33.141	24.025	20.911	1'54.635	262,1	9:08'39.139	4	35.855	32.434	23.374	20.744	1'52.407	267,3	9:08'30.465
5	37.164	41.179	25.272	34.082	2'17.697P	251,7	9:10'56.836	5	35.695	32.668	23.486	20.759	1'52.608	272,7	9:10'23.073
6	2'57.247	34.447	26.717	21.312	4'19.723P		9:15'16.559	6	35.570	32.545	23.453	20.664	1'52.232	278,4	9:12'15.305
7	36.133	32.979	23.829	25.313	1'58.254	268,0	9:17'14.813	7	35.259	32.372	23.366	20.523	1'51.520	278,4	9:14'06.825
8	35.438	32.672	23.442	20.639	1'52.191	274,1	9:19'07.004	8	35.596	32.184	23.179	29.691	2'00.650P	282,7	9:16'07.475
9	35.107	32.420	23.896	20.684	1'52.107	278,4	9:20'59.111	9	1'48.583	33.005	23.164	20.774	3'05.526P		9:19'13.001
10	39.192	34.041	25.107	29.859	2'08.199P	273,4	9:23'07.310	10	35.625	32.383	24.095	20.874	1'52.977	275,5	9:21'05.978
11	2'55.667	33.698	23.957	20.640	4'13.962P		9:27'21.272	11	36.173	32.638	23.346	21.135	1'53.292	263,4	9:22'59.270
12	34.957	32.232	23.075	20.389	1'50.653	279,1	9:29'11.925	12	35.427	32.647	22.970	20.613	1'51.657	273,4	9:24'50.927
13	35.203	32.145	23.315	20.369	1'51.032	278,4	9:31'02.957	13	35.323	32.299	23.298	20.467	1'51.387	273,4	9:26'42.314

22° 51 E. VIONNET (1'50.660)								26° 46 M. CUDEVILLE (1'51.997)							
Lap	Seg.1	Seg.2	Seg.3	Seg.4	Lap Time	km/h	Local Time	Lap	Seg.1	Seg.2	Seg.3	Seg.4	Lap Time	km/h	Local Time
1		35.920	24.711	21.558			9:02'39.345	1		35.909	25.475	21.740			9:03'21.724
2	37.410	33.485	23.691	21.022	1'55.608	219,1	9:04'34.953	2	37.001	34.013	24.261	21.436	1'56.711	233,8	9:05'18.435
3	36.049	32.856	23.364	20.741	1'53.010	244,9	9:06'27.963	3	36.891	33.673	24.694	21.133	1'56.391	231,3	9:07'14.826
4	35.917	32.709	22.941	20.465	1'52.032	247,1	9:08'19.995	4	36.377	33.953	23.786	20.803	1'54.919	244,9	9:09'09.745
5	35.828	32.856	23.047	20.706	1'52.437	251,7	9:10'12.432	5	35.711	33.936	23.624	20.584	1'53.855	254,1	9:11'03.600
6	35.850	33.064	22.846	20.471	1'52.231	260,9	9:12'04.663	6	35.892	34.403	23.652	20.707	1'54.654	242,7	9:12'58.254
7	35.371	32.577	22.943	20.726	1'51.617	268,7	9:13'56.280	7	35.925	33.494	23.397	20.765	1'53.581	252,9	9:14'51.835
8	35.771	32.527	22.872	20.547	1'51.717	254,7	9:15'47.997	8	36.188	34.155	24.134	31.337	2'05.814P	262,1	9:16'57.649
9	35.516	32.394	23.012	31.896	2'02.818P	264,7	9:17'50.815	9	3'46.722	33.935	23.331	20.657	5'04.645P		9:22'02.294
10	4'09.862	33.661	23.141	20.733	5'27.397P		9:23'18.212	10	35.730	33.260	23.338	20.741	1'53.069	259,6	9:23'55.363
11	35.177	34.236	22.729	20.684	1'52.826	273,4	9:25'11.038	11	35.391	39.991	23.416	20.847	1'59.645	264,1	9:25'55.008
12	35.050	32.184	22.815	20.611	1'50.660	278,4	9:27'01.698	12	35.443	33.007	23.059	20.563	1'52.072	268,7	9:27'47.080
13	35.185	32.292	23.537	20.607	1'51.621	276,9	9:28'53.319	13	35.148	33.939	23.190	20.662	1'52.939	266,7	9:29'40.019
14	34.504	36.091	23.066	20.608	1'54.269	280,5	9:30'47.588								

23° 32 M. MOSER (1'50.790)							
Lap	Seg.1	Seg.2	Seg.3	Seg.4	Lap Time	km/h	Local Time
1		35.920	24.711	21.558			9:02'39.345
2	37.410	33.485	23.691	21.022	1'55.608	219,1	9:04'34.953
3	36.049	32.856	23.364	20.741	1'53.010	244,9	9:06'27.963
4	35.917	32.709	22.941	20.465	1'52.032	247,1	9:08'19.995
5	35.828	32.856	23.047	20.706	1'52.437	251,7	9:10'12.432
6	35.850	33.064	22.846	20.471	1'52.231	260,9	9:12'04.663
7	35.371	32.577	22.943	20.726	1'51.617	268,7	9:13'56.280
8	35.771	32.527	22.872	20.547	1'51.717	254,7	9:15'47.997
9	35.516	32.394	23.012	31.896	2'02.818P	264,7	9:17'50.815
10	4'09.862	33.661	23.141	20.733	5'27.397P		9:23'18.212
11	35.177	34.236	22.729	20.684	1'52.826	273,4	9:25'11.038
12	35.050	32.184	22.815	20.611	1'50.660	278,4	9:27'01.698
13	35.185	32.292	23.537	20.607	1'51.621	276,9	9:28'53.319
14	34.504	36.091	23.066	20.608	1'54.269	280,5	9:30'47.588

15/09/2017 P = Pits In/Out - C = Lap-Time Cancelled

These data/results cannot be reproduced, stored and/or transmitted in whole or in part by any manner of electronic, mechanical, photocopying, recording, broadcasting or otherwise now known or herein after developed without the previous express consent by the copyright owner, except for reproduction in daily press and regular printed publications on sale to the public within 60 days of the event related to those data/results and always provided that copyright symbol appears together as follows below.

© DORNA WSBK ORGANIZATION Srl 2017

FKR PERUGIA TIMING



Official Tyre Supplier

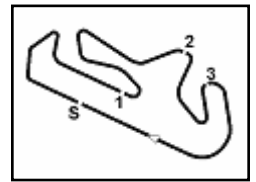


Official Timekeeper





**2.5**  
STK1000  
120/07



Portimao 4.592 m

4 / 4

## Portuguese Round, 15-16-17 September 2017

### Superstock 1000 - Chronological Analysis Free Practice 1st Session

14 35.214 32.951 23.140 20.692 1'51.997 262,8 9:31'32.016

15/09/2017 P = Pits In/Out - C = Lap-Time Cancelled

These data/results cannot be reproduced, stored and/or transmitted in whole or in part by any manner of electronic, mechanical, photocopying, recording, broadcasting or otherwise now known or herein after developed without the previous express consent by the copyright owner, except for reproduction in daily press and regular printed publications on sale to the public within 60 days of the event related to those data/results and always provided that copyright symbol appears together as follows below.

© DORNA WSBK ORGANIZATION Srl 2017

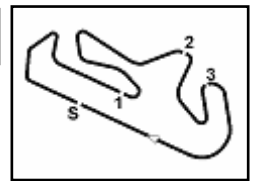
FKR PERUGIA TIMING



Official Tyre Supplier



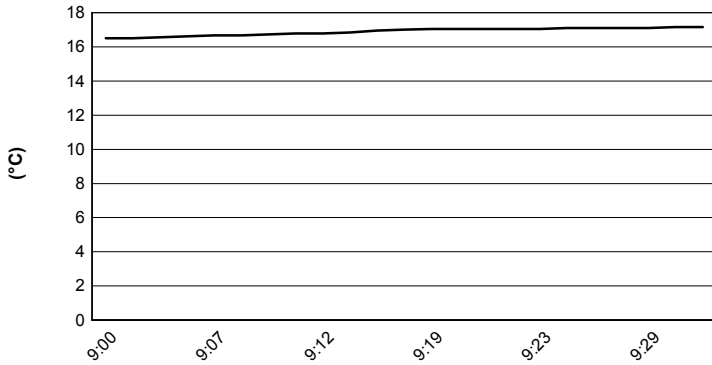
Official Timekeeper



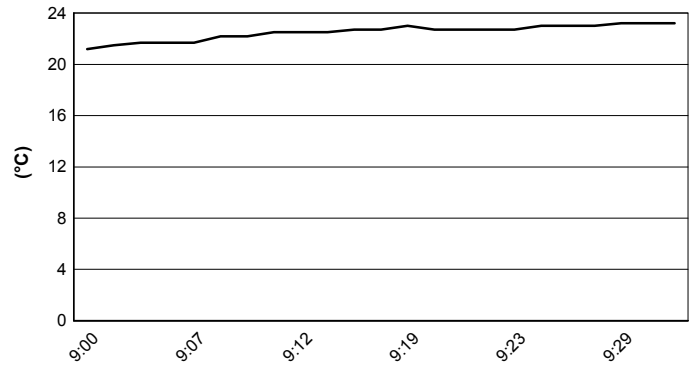
Portimao 4.592 m

**Portuguese Round, 15-16-17 September 2017**  
**Superstock 1000 - Weather Report Free Practice 1st Session**  
 Session started 09:00 - Session ended 9:32

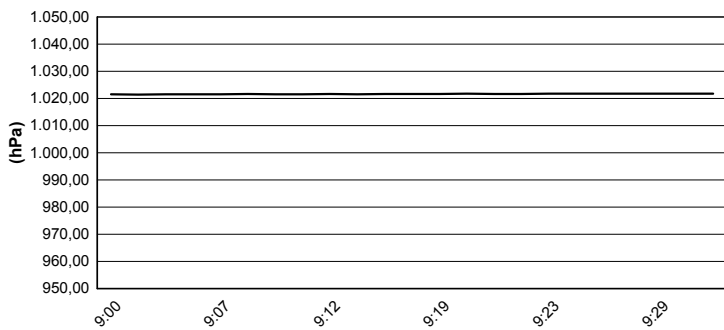
**Air Temperature**



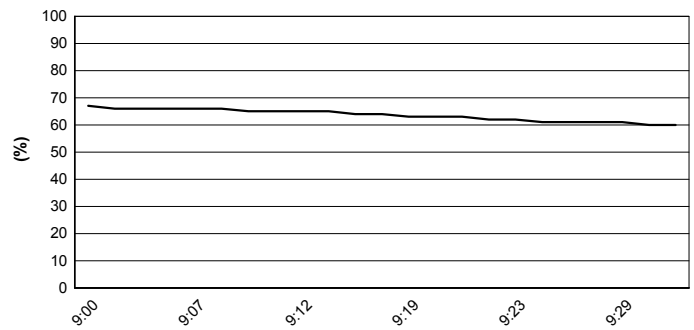
**Track Temperature**



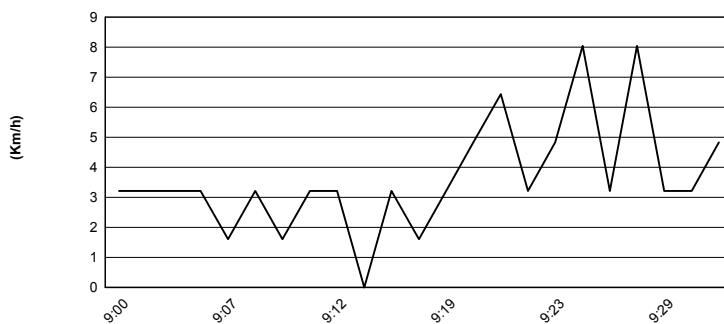
**Air Pressure**



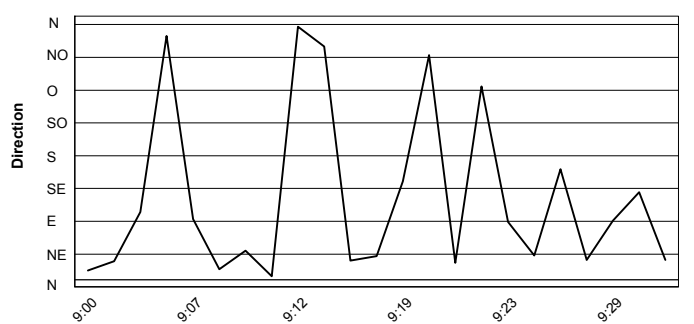
**Humidity**



**Wind Speed**



**Wind Direction**



15/09/2017

These data/results cannot be reproduced, stored and/or transmitted in whole or in part by any manner of electronic, mechanical, photocopying, recording, broadcasting or otherwise now known or herein after developed without the previous express consent by the copyright owner, except for reproduction in daily press and regular printed publications on sale to the public within 60 days of the event related to those data/results and always provided that copyright symbol appears together as follows below.

© DORNA WSBK ORGANIZATION Srl 2017