

Portuguese Round, 15-16-17 September 2017

Superstock 1000 - Chronological Analysis Free Practice 3rd Session

Portimao 4.592 m

1 / 4

| 1° 21 F. MARINO (1'45.003) | | | | | | | |
|----------------------------|---------------|---------------|---------------|---------------|-----------------|--------------|--------------|
| Lap | Seg.1 | Seg.2 | Seg.3 | Seg.4 | Lap Time | km/h | Local Time |
| 1 | | 32.077 | 22.535 | 20.029 | | | 11:02'44.818 |
| 2 | 33.716 | 30.856 | 21.930 | 19.697 | 1'46.199 | 291,9 | 11:04'31.017 |
| 3 | 33.458 | 30.830 | 21.988 | 19.753 | 1'46.029 | 292,7 | 11:06'17.046 |
| 4 | 35.010 | 31.301 | 22.583 | 26.224 | 1'55.118P | 294,3 | 11:08'12.164 |
| 5 | 7'57.252 | 31.850 | 23.034 | 19.814 | 9'11.950P | | 11:17'24.114 |
| 6 | 33.336 | 30.535 | 21.569 | 19.563 | 1'45.003 | 290,3 | 11:19'09.117 |
| 7 | 33.268 | 30.586 | 21.632 | 19.519 | 1'45.005 | 291,1 | 11:20'54.122 |
| 8 | 43.500 | 31.768 | 21.927 | 19.853 | 1'57.048 | 293,5 | 11:22'51.170 |
| 9 | 33.833 | 31.055 | 21.709 | 19.575 | 1'46.172 | 288,0 | 11:24'37.342 |
| 10 | 33.408 | 30.613 | 21.795 | 19.651 | 1'45.467 | 291,1 | 11:26'22.809 |
| 11 | 33.332 | 30.762 | 21.686 | 19.671 | 1'45.451 | 293,5 | 11:28'08.260 |
| 12 | 33.346 | 30.617 | 22.029 | 19.687 | 1'45.679 | 293,5 | 11:29'53.939 |
| 13 | 36.727 | 31.867 | 22.980 | 26.834 | 1'58.408P | 295,1 | 11:31'52.347 |

| 2° 54 T. RAZGATLIOGLU (1'45.222) | | | | | | | |
|----------------------------------|---------------|---------------|---------------|---------------|-----------------|--------------|--------------|
| Lap | Seg.1 | Seg.2 | Seg.3 | Seg.4 | Lap Time | km/h | Local Time |
| 1 | | 33.177 | 22.723 | 19.849 | | | 11:02'00.878 |
| 2 | 33.855 | 31.011 | 22.077 | 19.850 | 1'46.793 | 291,9 | 11:03'47.671 |
| 3 | 37.993 | 30.926 | 22.157 | 19.681 | 1'50.757 | 292,7 | 11:05'38.428 |
| 4 | 33.546 | 30.796 | 21.951 | 19.587 | 1'45.880 | 291,9 | 11:07'24.308 |
| 5 | 36.888 | 31.328 | 22.374 | 26.118 | 1'56.708P | 292,7 | 11:09'21.016 |
| 6 | 7'05.149 | 39.785 | 22.158 | 19.593 | 8'26.685P | | 11:17'47.701 |
| 7 | 33.461 | 30.697 | 21.863 | 19.470 | 1'45.491 | 290,3 | 11:19'33.192 |
| 8 | 33.118 | 30.708 | 21.826 | 19.570 | 1'45.222 | 294,3 | 11:21'18.414 |
| 9 | 36.627 | 31.266 | 23.280 | 26.239 | 1'57.412P | 295,1 | 11:23'15.826 |
| 10 | 3'27.346 | 40.418 | 22.369 | 19.735 | 4'49.868P | | 11:28'05.694 |
| 11 | 33.963 | 31.071 | 21.986 | 19.742 | 1'46.762 | 291,1 | 11:29'52.456 |
| 12 | 38.699 | 35.104 | 22.708 | 19.858 | 1'56.369 | 292,7 | 11:31'48.825 |

| 3° 23 F. SANDI (1'45.360) | | | | | | | |
|---------------------------|---------------|---------------|---------------|---------------|-----------------|--------------|--------------|
| Lap | Seg.1 | Seg.2 | Seg.3 | Seg.4 | Lap Time | km/h | Local Time |
| 1 | | 32.356 | 23.176 | 19.846 | | | 11:03'33.535 |
| 2 | 33.736 | 31.042 | 22.088 | 19.765 | 1'46.631 | 289,5 | 11:05'20.166 |
| 3 | 33.503 | 30.863 | 22.009 | 19.743 | 1'46.118 | 286,5 | 11:07'06.284 |
| 4 | 34.811 | 31.763 | 22.923 | 28.968 | 1'58.465P | 286,5 | 11:09'04.749 |
| 5 | 3'45.434 | 32.122 | 22.597 | 19.717 | 4'59.870P | | 11:14'04.619 |
| 6 | 33.531 | 30.501 | 21.719 | 19.609 | 1'45.360 | 289,5 | 11:15'49.979 |
| 7 | 33.296 | 30.579 | 22.007 | 19.542 | 1'45.424 | 293,5 | 11:17'35.403 |
| 8 | 33.165 | 30.850 | 21.948 | 19.795 | 1'45.758 | 291,9 | 11:19'21.161 |
| 9 | 35.748 | 33.295 | 23.500 | 29.808 | 2'02.351P | 282,7 | 11:21'23.512 |
| 10 | 5'08.863 | 31.470 | 22.419 | 19.831 | 6'22.583P | | 11:27'46.095 |
| 11 | 33.336 | 30.649 | 22.123 | 19.696 | 1'45.804 | 291,9 | 11:29'31.899 |
| 12 | 33.468 | 30.916 | 22.142 | 19.703 | 1'46.229 | 291,1 | 11:31'18.128 |

| 4° 2 R. TAMBURINI (1'45.393) | | | | | | | |
|------------------------------|---------------|---------------|---------------|---------------|-----------------|--------------|--------------|
| Lap | Seg.1 | Seg.2 | Seg.3 | Seg.4 | Lap Time | km/h | Local Time |
| 1 | | 32.787 | 24.643 | 25.529 | | | 11:03'11.596 |
| 2 | 34.378 | 31.325 | 22.343 | 19.898 | 1'47.944 | 286,5 | 11:04'59.540 |
| 3 | 33.847 | 30.958 | 22.164 | 19.876 | 1'46.845 | 291,9 | 11:06'46.385 |
| 4 | 34.859 | 31.554 | 22.633 | 27.517 | 1'56.563P | 288,8 | 11:08'42.948 |
| 5 | 5'01.116 | 31.674 | 22.303 | 19.922 | 6'15.015P | | 11:14'57.963 |
| 6 | 33.708 | 30.997 | 22.101 | 19.931 | 1'46.737 | 291,1 | 11:16'44.700 |
| 7 | 34.261 | 31.399 | 24.575 | 27.409 | 1'57.644P | 288,0 | 11:18'42.344 |
| 8 | 4'55.832 | 31.162 | 24.098 | 19.894 | 6'10.986P | | 11:24'53.330 |
| 9 | 33.410 | 30.445 | 21.841 | 19.697 | 1'45.393 | 291,1 | 11:26'38.723 |
| 10 | 33.289 | 30.600 | 21.802 | 19.749 | 1'45.440 | 291,9 | 11:28'24.163 |
| 11 | 33.401 | 30.709 | 22.043 | 19.752 | 1'45.905 | 291,9 | 11:30'10.068 |

| 5° 57 M. JONES (1'45.475) | | | | | | | |
|---------------------------|--------|--------|--------|--------|----------|-------|--------------|
| Lap | Seg.1 | Seg.2 | Seg.3 | Seg.4 | Lap Time | km/h | Local Time |
| 1 | | 31.690 | 22.553 | 19.759 | | | 11:03'25.221 |
| 2 | 33.585 | 30.799 | 22.070 | 19.682 | 1'46.136 | 290,3 | 11:05'11.357 |

| | | | | | | | |
|----|---------------|---------------|---------------|---------------|-----------------|--------------|--------------|
| 3 | 33.419 | 30.862 | 21.849 | 19.536 | 1'45.666 | 290,3 | 11:06'57.023 |
| 4 | 33.561 | 30.722 | 21.965 | 19.605 | 1'45.853 | 288,8 | 11:08'42.876 |
| 5 | 33.400 | 30.855 | 21.755 | 19.795 | 1'45.805 | 288,8 | 11:10'28.681 |
| 6 | 33.678 | 30.592 | 21.958 | 19.774 | 1'46.002 | 288,8 | 11:12'14.683 |
| 7 | 33.621 | 31.771 | 27.854 | 26.615 | 1'59.861P | 286,5 | 11:14'14.544 |
| 8 | 4'41.280 | 31.366 | 22.123 | 19.723 | 5'54.492P | | 11:20'09.036 |
| 9 | 34.211 | 30.660 | 21.906 | 19.669 | 1'46.446 | 288,8 | 11:21'55.482 |
| 10 | 33.513 | 30.573 | 21.664 | 19.725 | 1'45.475 | 288,8 | 11:23'40.957 |
| 11 | 33.568 | 30.590 | 21.863 | 19.819 | 1'45.840 | 288,8 | 11:25'26.797 |
| 12 | 33.626 | 30.608 | 21.914 | 19.678 | 1'45.826 | 289,5 | 11:27'12.623 |
| 13 | 33.337 | 30.675 | 21.862 | 19.685 | 1'45.559 | 291,9 | 11:28'58.182 |
| 14 | 37.150 | 34.141 | 25.697 | 20.010 | 1'56.998 | 291,1 | 11:30'55.180 |

| 6° 12 M. RINALDI (1'45.599) | | | | | | | |
|-----------------------------|---------------|---------------|---------------|---------------|-----------------|--------------|--------------|
| Lap | Seg.1 | Seg.2 | Seg.3 | Seg.4 | Lap Time | km/h | Local Time |
| 1 | | 32.170 | 22.444 | 20.057 | | | 11:03'24.090 |
| 2 | 33.904 | 31.270 | 22.170 | 19.961 | 1'47.305 | 290,3 | 11:05'11.395 |
| 3 | 34.024 | 30.956 | 22.057 | 19.859 | 1'46.896 | 289,5 | 11:06'58.291 |
| 4 | 33.915 | 30.796 | 22.103 | 20.038 | 1'46.852 | 286,5 | 11:08'45.143 |
| 5 | 33.876 | 30.942 | 22.023 | 20.028 | 1'46.869 | 286,5 | 11:10'32.012 |
| 6 | 33.770 | 31.006 | 23.937 | 27.117 | 1'55.830P | 288,0 | 11:12'27.842 |
| 7 | 4'46.934 | 31.232 | 22.044 | 20.056 | 6'00.266P | | 11:18'28.108 |
| 8 | 33.415 | 30.634 | 21.810 | 19.740 | 1'45.599 | 289,5 | 11:20'13.707 |
| 9 | 33.328 | 30.556 | 22.015 | 19.893 | 1'45.792 | 291,1 | 11:21'59.499 |
| 10 | 33.350 | 30.635 | 21.971 | 19.904 | 1'45.860 | 290,3 | 11:23'45.359 |
| 11 | 34.847 | 32.126 | 22.824 | 27.235 | 1'57.032P | 288,8 | 11:25'42.391 |

| 7° 11 J. GUARNONI (1'45.737) | | | | | | | |
|------------------------------|---------------|---------------|---------------|---------------|-----------------|--------------|--------------|
| Lap | Seg.1 | Seg.2 | Seg.3 | Seg.4 | Lap Time | km/h | Local Time |
| 1 | | 32.102 | 22.602 | 20.183 | | | 11:03'20.085 |
| 2 | 33.775 | 30.695 | 21.902 | 19.842 | 1'46.214 | 289,5 | 11:05'06.299 |
| 3 | 33.514 | 30.622 | 21.906 | 19.796 | 1'45.838 | 286,5 | 11:06'52.137 |
| 4 | 33.485 | 30.617 | 21.815 | 19.820 | 1'45.737 | 290,3 | 11:08'37.874 |
| 5 | 37.055 | 33.479 | 22.298 | 22.808 | 1'55.640 | 291,1 | 11:10'33.514 |
| 6 | 33.460 | 30.617 | 21.850 | 19.842 | 1'45.769 | 292,7 | 11:12'19.283 |
| 7 | 37.072 | 33.249 | 23.659 | 29.402 | 2'03.382P | 291,1 | 11:14'22.665 |
| 8 | 9'10.789 | 31.515 | 34.442 | 20.223 | 10'36.969P | | 11:24'59.634 |
| 9 | 35.416 | 31.616 | 22.379 | 20.073 | 1'49.484 | 291,9 | 11:26'49.118 |
| 10 | 33.318 | 31.266 | 26.855 | 20.256 | 1'51.695 | 291,9 | 11:28'40.813 |
| 11 | 33.569 | 30.915 | 21.794 | 19.883 | 1'46.161 | 291,1 | 11:30'26.974 |

| 8° 71 M. SCHEIB (1'45.972) | | | | | | | |
|----------------------------|---------------|---------------|---------------|---------------|-----------------|--------------|--------------|
| Lap | Seg.1 | Seg.2 | Seg.3 | Seg.4 | Lap Time | km/h | Local Time |
| 1 | | 32.611 | 23.490 | 21.774 | | | 11:03'06.969 |
| 2 | 34.132 | 31.642 | 22.437 | 19.876 | 1'48.087 | 291,1 | 11:04'55.056 |
| 3 | 33.777 | 31.003 | 22.210 | 19.799 | 1'46.789 | 289,5 | 11:06'41.845 |
| 4 | 35.444 | 32.927 | 22.289 | 23.791 | 1'54.451 | 287,2 | 11:08'36.296 |
| 5 | 33.490 | 30.904 | 22.146 | 19.898 | 1'46.438 | 290,3 | 11:10'22.734 |
| 6 | 34.672 | 30.933 | 22.169 | 27.191 | 1'54.965P | 289,5 | 11:12'17.699 |
| 7 | 6'52.470 | 36.383 | 22.403 | 19.998 | 8'11.254P | | 11:20'28.953 |
| 8 | 33.775 | 30.738 | 22.105 | 19.854 | 1'46.472 | 289,5 | 11:22'15.425 |
| 9 | 33.490 | 30.605 | 22.019 | 19.858 | 1'45.972 | 288,0 | 11:24'01.397 |
| 10 | 36.600 | 31.267 | 26.472 | 20.285 | 1'54.624 | 290,3 | 11:25'56.021 |
| 11 | 33.772 | 30.601 | 22.137 | 19.871 | 1'46.381 | 291,9 | 11:27'42.402 |
| 12 | 33.300 | 35.212 | 22.104 | 19.767 | 1'50.383 | 292,7 | 11:29'32.785 |
| 13 | 33.398 | 30.769 | 22.147 | 19.991 | 1'46.305 | 293,5 | 11:31'19.090 |

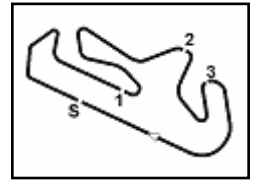
| 9° 3 S. SUCHET (1'46.035) | | | | | | | |
|---------------------------|--------|--------|--------|--------|----------|--------------|--------------|
| Lap | Seg.1 | Seg.2 | Seg.3 | Seg.4 | Lap Time | km/h | Local Time |
| 1 | | 33.600 | 23.896 | 20.239 | | | 11:02'01.119 |
| 2 | 34.153 | 30.924 | 22.175 | 19.839 | 1'47.091 | 287,2 | 11:03'48.210 |
| 3 | 33.576 | 30.958 | 22.024 | 19.874 | 1'46.432 | 294,3 | 11:05'34.642 |
| 4 | 33.497 | 35.649 | 22.039 | 19.816 | 1'51.001 | 289,5 | 11:07'25.643 |
| 5 | 33.895 | 30.976 | 22.034 | 20.064 | 1'46.969 | 291,1 | 11:09'12.612 |

16/09/2017

P = Pits In/Out - C = Lap-Time Cancelled

These data/results cannot be reproduced, stored and/or transmitted in whole or in part by any manner of electronic, mechanical, photocopying, recording, broadcasting or otherwise now known or herein after developed without the previous express consent by the copyright owner, except for reproduction in daily press and regular printed publications on sale to the public within 60 days of the event related to those data/results and always provided that copyright symbol appears together as follows below.

© DORNA WSBK ORGANIZATION Srl 2017



Portuguese Round, 15-16-17 September 2017

Superstock 1000 - Chronological Analysis Free Practice 3rd Session

Portimao 4.592 m

2 / 4

| | | | | | | | | | | | | | | | |
|--|---------------|---------------|---------------|---------------|-----------------|--------------|--------------|--|---------------|---------------|---------------|---------------|-----------------|--------------|--------------|
| 6 | 34.847 | 32.158 | 22.659 | 27.745 | 1'57.409P | 287,2 | 11:11'10.021 | 5 | 37.665 | 33.675 | 26.875 | 28.076 | 2'06.291P | 269,3 | 11:10'01.181 |
| 7 | 3'44.462 | 31.272 | 22.474 | 19.758 | 4'57.966P | | 11:16'07.987 | 6 | 3'46.568 | 32.058 | 22.266 | 20.065 | 5'00.957P | | 11:15'02.138 |
| 8 | 33.573 | 30.806 | 22.115 | 19.655 | 1'46.149 | 290,3 | 11:17'54.136 | 7 | 44.684 | 32.566 | 22.058 | 19.973 | 1'59.281 | 290,3 | 11:17'01.419 |
| 9 | 33.447 | 30.838 | 21.912 | 19.838 | 1'46.035 | 294,3 | 11:19'40.171 | 8 | 33.826 | 31.373 | 27.542 | 20.384 | 1'53.125 | 290,3 | 11:18'54.544 |
| 10 | 34.165 | 31.723 | 22.206 | 26.678 | 1'54.772P | 293,5 | 11:21'34.943 | 9 | 33.915 | 30.956 | 22.050 | 20.106 | 1'47.027 | 285,7 | 11:20'41.571 |
| 11 | 5'08.598 | 32.326 | 22.263 | 20.024 | 6'23.211P | | 11:27'58.154 | 10 | 33.606 | 31.069 | 22.022 | 20.026 | 1'46.723 | 287,2 | 11:22'28.294 |
| 12 | 33.827 | 30.911 | 22.067 | 20.053 | 1'46.858 | 291,1 | 11:29'45.012 | 11 | 37.821 | 35.733 | 23.257 | 28.087 | 2'04.898P | 270,7 | 11:24'33.192 |
| 13 | 33.623 | 30.851 | 22.051 | 20.061 | 1'46.586 | 290,3 | 11:31'31.598 | 12 | 3'15.317 | 35.191 | 22.597 | 20.055 | 4'33.160P | | 11:29'06.352 |
| | | | | | | | | 13 | 33.860 | 30.947 | 21.906 | 20.011 | 1'46.724 | 286,5 | 11:30'53.076 |
| 10° 5 M. FACCANI (1'46.140) | | | | | | | | 14° 16 G. RUIU (1'46.837) | | | | | | | |
| Lap | Seg.1 | Seg.2 | Seg.3 | Seg.4 | Lap Time | km/h | Local Time | Lap | Seg.1 | Seg.2 | Seg.3 | Seg.4 | Lap Time | km/h | Local Time |
| 1 | | 32.529 | 22.659 | 20.150 | | | 11:03'40.180 | 1 | | 33.757 | 23.082 | 19.973 | | | 11:02'17.530 |
| 2 | 33.948 | 31.113 | 22.244 | 20.009 | 1'47.314 | 285,7 | 11:05'27.494 | 2 | 34.675 | 31.365 | 22.518 | 19.754 | 1'48.312 | 277,6 | 11:04'05.842 |
| 3 | 33.468 | 31.120 | 22.215 | 19.806 | 1'46.609 | 289,5 | 11:07'14.103 | 3 | 38.415 | 35.735 | 25.008 | 23.111 | 2'02.269 | 280,5 | 11:06'08.111 |
| 4 | 33.298 | 31.170 | 22.241 | 19.902 | 1'46.611 | 289,5 | 11:09'00.714 | 4 | 34.170 | 30.933 | 22.182 | 19.702 | 1'46.987 | 284,2 | 11:07'55.098 |
| 5 | 33.597 | 30.842 | 22.043 | 20.068 | 1'46.550 | 287,2 | 11:10'47.264 | 5 | 37.039 | 32.816 | 23.851 | 30.871 | 2'04.577P | 274,8 | 11:09'59.675 |
| 6 | 33.391 | 30.945 | 21.848 | 19.956 | 1'46.140 | 288,0 | 11:12'33.404 | 6 | 4'54.583 | 31.296 | 22.403 | 19.849 | 6'08.131P | | 11:16'07.806 |
| 7 | 33.532 | 30.892 | 21.922 | 19.872 | 1'46.218 | 288,0 | 11:14'19.622 | 7 | 34.174 | 31.063 | 22.199 | 19.526 | 1'46.962 | 268,0 | 11:17'54.768 |
| 8 | 33.570 | 30.984 | 22.064 | 19.952 | 1'46.570 | 291,9 | 11:16'06.192 | 8 | 34.038 | 30.953 | 22.337 | 19.790 | 1'47.118 | 279,8 | 11:19'41.886 |
| 9 | 33.350 | 30.906 | 22.021 | 19.995 | 1'46.272 | 292,7 | 11:17'52.464 | 9 | 34.121 | 31.914 | 24.312 | 21.981 | 1'52.328 | 279,8 | 11:21'34.214 |
| 10 | 33.494 | 31.107 | 22.049 | 19.817 | 1'46.467 | 292,7 | 11:19'38.931 | 10 | 34.179 | 30.892 | 22.064 | 19.702 | 1'46.837 | 280,5 | 11:23'21.051 |
| 11 | 38.698 | 32.699 | 23.427 | 20.283 | 1'55.107 | 293,5 | 11:21'34.038 | 11 | 33.964 | 31.210 | 22.258 | 19.881 | 1'47.313 | 276,9 | 11:25'08.364 |
| 12 | 33.662 | 31.008 | 22.049 | 19.812 | 1'46.531 | 290,3 | 11:23'20.569 | 12 | 38.735 | 33.571 | 23.606 | 31.545 | 2'07.457P | 280,5 | 11:27'15.821 |
| 13 | 33.639 | 30.957 | 21.931 | 19.731 | 1'46.258 | 284,2 | 11:25'06.827 | 13 | 2'06.358 | 34.479 | 22.978 | 20.013 | 3'23.828P | | 11:30'39.649 |
| 14 | 35.859 | 31.522 | 22.278 | 31.424 | 2'01.083P | 297,5 | 11:27'07.910 | | | | | | | | |
| 15 | 1'51.594 | 32.839 | 22.831 | 20.201 | 3'07.465P | | 11:30'15.375 | | | | | | | | |
| 11° 18 R. CECCHINI (1'46.303) | | | | | | | | 15° 41 F. D'ANNUNZIO (1'47.143) | | | | | | | |
| Lap | Seg.1 | Seg.2 | Seg.3 | Seg.4 | Lap Time | km/h | Local Time | Lap | Seg.1 | Seg.2 | Seg.3 | Seg.4 | Lap Time | km/h | Local Time |
| 1 | | 34.927 | 23.717 | 20.448 | | | 11:02'24.745 | 1 | | 32.691 | 23.855 | 20.422 | | | 11:02'08.208 |
| 2 | 41.415 | 31.854 | 23.053 | 19.953 | 1'56.275 | 289,5 | 11:04'21.020 | 2 | 34.983 | 32.104 | 22.655 | 20.197 | 1'49.939 | 263,4 | 11:03'58.147 |
| 3 | 34.255 | 31.254 | 22.263 | 19.785 | 1'47.557 | 272,0 | 11:06'08.577 | 3 | 35.382 | 32.099 | 25.106 | 20.947 | 1'53.534 | 259,6 | 11:05'51.681 |
| 4 | 34.258 | 30.898 | 22.174 | 19.922 | 1'47.252 | 282,0 | 11:07'55.829 | 4 | 34.602 | 31.520 | 22.572 | 20.170 | 1'48.864 | 270,7 | 11:07'40.545 |
| 5 | 35.679 | 32.744 | 24.368 | 28.405 | 2'01.196P | 284,2 | 11:09'57.025 | 5 | 34.600 | 31.364 | 22.175 | 20.234 | 1'48.373 | 274,1 | 11:09'28.918 |
| 6 | 2'13.495 | 36.548 | 23.908 | 20.474 | 3'34.425P | | 11:13'31.450 | 6 | 39.268 | 35.126 | 23.737 | 28.974 | 2'07.105P | 279,8 | 11:11'36.023 |
| 7 | 34.439 | 31.253 | 22.326 | 20.020 | 1'48.038 | 282,0 | 11:15'19.488 | 7 | 4'52.560 | 37.823 | 22.345 | 19.841 | 6'12.569P | | 11:17'48.592 |
| 8 | 35.031 | 32.452 | 23.407 | 20.052 | 1'50.942 | 285,7 | 11:17'10.430 | 8 | 34.238 | 31.105 | 22.139 | 19.958 | 1'47.440 | 279,1 | 11:19'36.032 |
| 9 | 34.407 | 31.404 | 24.538 | 28.813 | 1'59.162P | 285,7 | 11:19'09.592 | 9 | 34.017 | 31.233 | 22.151 | 19.937 | 1'47.338 | 282,0 | 11:21'23.370 |
| 10 | 7'12.096 | 35.836 | 25.097 | 19.908 | 8'32.937P | | 11:27'42.529 | 10 | 35.530 | 31.908 | 22.636 | 28.274 | 1'58.348P | 283,5 | 11:23'21.718 |
| 11 | 33.711 | 35.090 | 22.196 | 19.670 | 1'50.667 | 275,5 | 11:29'33.196 | 11 | 3'22.604 | 32.406 | 22.356 | 19.929 | 4'37.295P | | 11:27'59.013 |
| 12 | 33.661 | 30.744 | 22.241 | 19.657 | 1'46.303 | 289,5 | 11:31'19.499 | 12 | 33.971 | 31.092 | 22.108 | 19.972 | 1'47.143 | 274,8 | 11:29'46.156 |
| | | | | | | | | 13 | 34.091 | 31.095 | 22.266 | 20.091 | 1'47.543 | 279,1 | 11:31'33.699 |
| 12° 55 I. MYKHALCHYK (1'46.513) | | | | | | | | 16° 19 J. PUFFE (1'47.210) | | | | | | | |
| Lap | Seg.1 | Seg.2 | Seg.3 | Seg.4 | Lap Time | km/h | Local Time | Lap | Seg.1 | Seg.2 | Seg.3 | Seg.4 | Lap Time | km/h | Local Time |
| 1 | | 33.617 | 24.899 | 20.201 | | | 11:02'30.976 | 1 | | 32.656 | 22.829 | 20.473 | | | 11:02'03.438 |
| 2 | 34.444 | 31.532 | 22.300 | 19.908 | 1'48.184 | 287,2 | 11:04'19.160 | 2 | 34.670 | 32.104 | 22.753 | 20.351 | 1'49.878 | 284,2 | 11:03'53.316 |
| 3 | 33.642 | 31.173 | 31.357 | 21.940 | 1'58.112 | 288,8 | 11:06'17.272 | 3 | 34.052 | 31.668 | 22.570 | 20.190 | 1'48.480 | 289,5 | 11:05'41.796 |
| 4 | 34.533 | 31.318 | 22.367 | 19.936 | 1'48.154 | 282,0 | 11:08'05.426 | 4 | 34.523 | 31.590 | 22.463 | 20.217 | 1'48.793 | 286,5 | 11:07'30.589 |
| 5 | 33.650 | 31.540 | 22.123 | 19.808 | 1'47.121 | 288,8 | 11:09'52.547 | 5 | 34.484 | 31.319 | 22.609 | 20.236 | 1'48.648 | 288,0 | 11:09'19.237 |
| 6 | 38.063 | 32.375 | 23.038 | 27.794 | 2'01.270P | 291,1 | 11:11'53.817 | 6 | 39.416 | 31.992 | 22.661 | 20.380 | 1'54.449 | 287,2 | 11:11'13.686 |
| 7 | 6'30.796 | 36.888 | 23.382 | 20.127 | 7'51.193P | | 11:19'45.010 | 7 | 34.176 | 31.134 | 22.310 | 20.144 | 1'47.764 | 287,2 | 11:13'01.450 |
| 8 | 34.177 | 31.403 | 22.554 | 19.874 | 1'48.008 | 286,5 | 11:21'33.018 | 8 | 33.829 | 41.049 | 22.577 | 20.065 | 1'57.520 | 288,8 | 11:14'58.970 |
| 9 | 34.011 | 31.047 | 22.192 | 19.807 | 1'47.057 | 285,0 | 11:23'20.075 | 9 | 33.957 | 31.132 | 22.161 | 19.960 | 1'47.210 | 291,1 | 11:16'46.180 |
| 10 | 33.638 | 31.048 | 22.007 | 19.820 | 1'46.513 | 286,5 | 11:25'06.588 | 10 | 34.019 | 31.432 | 22.713 | 20.248 | 1'48.412 | 293,5 | 11:18'34.592 |
| 11 | 40.549 | 32.445 | 22.502 | 20.297 | 1'55.793 | 289,5 | 11:27'02.381 | 11 | 33.805 | 31.305 | 22.409 | 20.244 | 1'47.763 | 291,1 | 11:20'22.355 |
| 12 | 34.199 | 31.446 | 22.288 | 19.962 | 1'47.895 | 285,0 | 11:28'50.276 | 12 | 36.366 | 31.716 | 24.392 | 28.675 | 2'01.149P | 289,5 | 11:22'23.504 |
| 13 | 33.773 | 31.339 | 22.117 | 19.832 | 1'47.061 | 291,1 | 11:30'37.337 | 13 | 3'29.865 | 31.720 | 22.769 | 20.344 | 4'44.698P | | 11:27'08.202 |
| | | | | | | | | 14 | 34.188 | 31.091 | 22.847 | 20.177 | 1'48.303 | 291,9 | 11:28'56.505 |
| | | | | | | | | 15 | 34.192 | 31.333 | 22.243 | 20.240 | 1'48.008 | 291,1 | 11:30'44.513 |
| 13° 70 L. VITALI (1'46.723) | | | | | | | | 17° 77 W. TESSELS (1'47.278) | | | | | | | |
| Lap | Seg.1 | Seg.2 | Seg.3 | Seg.4 | Lap Time | km/h | Local Time | Lap | Seg.1 | Seg.2 | Seg.3 | Seg.4 | Lap Time | km/h | Local Time |
| 1 | | 32.873 | 25.431 | 20.225 | | | 11:02'32.188 | 1 | | 32.595 | 23.172 | 20.225 | | | 11:02'25.637 |
| 2 | 34.342 | 31.640 | 22.546 | 19.995 | 1'48.523 | 285,7 | 11:04'20.711 | 2 | 34.692 | 32.127 | 22.502 | 19.971 | 1'49.292 | 282,0 | 11:04'14.929 |
| 3 | 33.800 | 31.142 | 22.077 | 20.082 | 1'47.101 | 291,1 | 11:06'07.812 | | | | | | | | |
| 4 | 33.941 | 31.003 | 22.200 | 19.934 | 1'47.078 | 289,5 | 11:07'54.890 | | | | | | | | |

16/09/2017 P = Pits In/Out - C = Lap-Time Cancelled

These data/results cannot be reproduced, stored and/or transmitted in whole or in part by any manner of electronic, mechanical, photocopying, recording, broadcasting or otherwise now known or herein after developed without the previous express consent by the copyright owner, except for reproduction in daily press and regular printed publications on sale to the public within 60 days of the event related to those data/results and always provided that copyright symbol appears together as follows below.

© DORNA WSBK ORGANIZATION Srl 2017

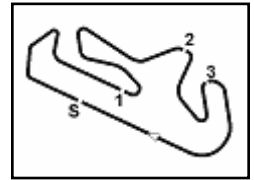
FIKR PERUGIA TIMING



Official Tyre Supplier



Official Timekeeper



Portuguese Round, 15-16-17 September 2017

Superstock 1000 - Chronological Analysis Free Practice 3rd Session

Portimao 4.592 m

3 / 4

| | | | | | | | | | | | | | | | |
|----|---------------|---------------|---------------|---------------|-----------------|--------------|--------------|----|---------------|---------------|---------------|---------------|-----------------|--------------|--------------|
| 3 | 34.158 | 31.495 | 22.358 | 19.980 | 1'47.991 | 288,0 | 11:06'02.920 | 5 | 34.533 | 31.546 | 22.421 | 20.178 | 1'48.678 | 276,9 | 11:09'31.608 |
| 4 | 34.419 | 31.403 | 22.211 | 20.068 | 1'48.101 | 282,0 | 11:07'51.021 | 6 | 34.561 | 31.681 | 22.715 | 20.715 | 1'49.672 | 285,7 | 11:11'21.280 |
| 5 | 35.114 | 31.539 | 22.283 | 20.279 | 1'49.215 | 282,0 | 11:09'40.236 | 7 | 34.642 | 31.847 | 22.557 | 20.181 | 1'49.227 | 285,7 | 11:13'10.507 |
| 6 | 34.197 | 31.455 | 22.398 | 20.131 | 1'48.181 | 282,0 | 11:11'28.417 | 8 | 34.433 | 31.716 | 22.547 | 19.974 | 1'48.670 | 283,5 | 11:14'59.177 |
| 7 | 36.545 | 31.991 | 22.698 | 29.509 | 2'00.743P | 282,7 | 11:13'29.160 | 9 | 34.319 | 31.519 | 22.374 | 20.044 | 1'48.256 | 279,8 | 11:16'47.433 |
| 8 | 6'36.017 | 33.174 | 22.188 | 19.765 | 7'51.144P | | 11:21'20.304 | 10 | 34.226 | 33.854 | 23.165 | 20.613 | 1'51.858 | 286,5 | 11:18'39.291 |
| 9 | 34.152 | 31.034 | 22.165 | 19.927 | 1'47.278 | 285,0 | 11:23'07.582 | 11 | 34.488 | 31.965 | 22.508 | 26.966 | 1'55.927P | 284,2 | 11:20'35.218 |
| 10 | 34.200 | 31.430 | 22.248 | 19.862 | 1'47.740 | 282,0 | 11:24'55.322 | 12 | 3'55.075 | 32.301 | 22.423 | 21.072 | 5'10.871P | | 11:25'46.089 |
| 11 | 34.004 | 31.272 | 22.142 | 19.905 | 1'47.323 | 284,2 | 11:26'42.645 | 13 | 34.343 | 31.151 | 22.280 | 20.132 | 1'47.906 | 287,2 | 11:27'33.995 |
| 12 | 34.299 | 31.504 | 22.390 | 20.139 | 1'48.332 | 280,5 | 11:28'30.977 | 14 | 34.910 | 33.105 | 22.726 | 20.458 | 1'51.199 | 285,7 | 11:29'25.194 |
| 13 | 37.573 | 32.051 | 22.572 | 20.131 | 1'52.327 | 280,5 | 11:30'23.304 | 15 | 34.127 | 31.387 | 22.269 | 20.013 | 1'47.796 | 285,7 | 11:31'12.990 |

| 18° 90 T. FINSTERBUSCH (1'47.547) | | | | | | | |
|-----------------------------------|---------------|---------------|---------------|---------------|-----------------|--------------|--------------|
| Lap | Seg.1 | Seg.2 | Seg.3 | Seg.4 | Lap Time | km/h | Local Time |
| 1 | | 33.734 | 24.036 | 20.300 | | | 11:02'24.946 |
| 2 | 34.988 | 32.046 | 22.718 | 20.099 | 1'49.851 | 283,5 | 11:04'14.797 |
| 3 | 34.417 | 31.863 | 22.472 | 20.121 | 1'48.873 | 286,5 | 11:06'03.670 |
| 4 | 34.037 | 31.401 | 22.306 | 19.803 | 1'47.547 | 284,2 | 11:07'51.217 |
| 5 | 36.022 | 31.480 | 22.684 | 20.141 | 1'50.427 | 275,5 | 11:09'41.644 |
| 6 | 33.975 | 31.322 | 22.415 | 19.958 | 1'47.670 | 285,0 | 11:11'29.314 |
| 7 | 37.402 | 32.181 | 23.478 | 28.603 | 2'01.664P | 285,7 | 11:13'30.978 |
| 8 | 5'47.246 | 32.209 | 22.578 | 20.371 | 7'02.404P | | 11:20'33.382 |
| 9 | 34.331 | 31.723 | 22.515 | 20.112 | 1'48.681 | 284,2 | 11:22'22.063 |

| 22° 32 M. MOSER (1'47.876) | | | | | | | |
|----------------------------|---------------|---------------|---------------|---------------|-----------------|--------------|--------------|
| Lap | Seg.1 | Seg.2 | Seg.3 | Seg.4 | Lap Time | km/h | Local Time |
| 1 | | 33.758 | 23.480 | 20.541 | | | 11:03'02.241 |
| 2 | 35.072 | 32.047 | 22.926 | 19.918 | 1'49.963 | 272,7 | 11:04'52.204 |
| 3 | 34.497 | 31.674 | 22.840 | 19.956 | 1'48.967 | 277,6 | 11:06'41.171 |
| 4 | 34.844 | 34.728 | 22.785 | 20.197 | 1'52.554 | 271,4 | 11:08'33.725 |
| 5 | 34.819 | 31.918 | 23.045 | 19.833 | 1'49.615 | 274,8 | 11:10'23.340 |
| 6 | 35.008 | 31.708 | 22.754 | 27.982 | 1'57.452P | 267,3 | 11:12'20.792 |
| 7 | 8'25.135 | 32.898 | 22.590 | 19.793 | 9'40.416P | | 11:22'01.208 |
| 8 | 34.379 | 31.488 | 22.478 | 19.730 | 1'48.075 | 275,5 | 11:23'49.283 |
| 9 | 34.345 | 31.271 | 22.661 | 19.814 | 1'48.091 | 276,2 | 11:25'37.374 |
| 10 | 34.261 | 31.239 | 22.557 | 19.819 | 1'47.876 | 276,2 | 11:27'25.250 |
| 11 | 34.527 | 33.764 | 23.191 | 29.804 | 2'01.286P | 279,1 | 11:29'26.536 |

| 19° 68 G. SCOTT (1'47.583) | | | | | | | |
|----------------------------|---------------|---------------|---------------|---------------|-----------------|--------------|--------------|
| Lap | Seg.1 | Seg.2 | Seg.3 | Seg.4 | Lap Time | km/h | Local Time |
| 1 | | 33.137 | 22.999 | 20.630 | | | 11:02'22.864 |
| 2 | 34.905 | 31.976 | 22.657 | 20.448 | 1'49.986 | 278,4 | 11:04'12.850 |
| 3 | 37.698 | 31.914 | 22.744 | 20.338 | 1'52.694 | 280,5 | 11:06'05.544 |
| 4 | 34.677 | 31.463 | 22.569 | 20.388 | 1'49.097 | 285,0 | 11:07'54.641 |
| 5 | 34.370 | 31.430 | 22.339 | 20.219 | 1'48.358 | 282,0 | 11:09'42.999 |
| 6 | 34.117 | 31.978 | 22.543 | 20.209 | 1'48.847 | 284,2 | 11:11'31.846 |
| 7 | 34.312 | 31.405 | 22.553 | 20.315 | 1'48.585 | 284,2 | 11:13'20.431 |
| 8 | 34.326 | 32.137 | 23.164 | 27.761 | 1'57.388P | 283,5 | 11:15'17.819 |
| 9 | 4'33.089 | 32.279 | 22.547 | 20.470 | 5'48.385P | | 11:21'06.204 |
| 10 | 34.315 | 31.590 | 22.503 | 20.296 | 1'48.704 | 284,2 | 11:22'54.908 |
| 11 | 34.067 | 31.408 | 22.346 | 20.228 | 1'48.049 | 284,2 | 11:24'42.957 |
| 12 | 34.012 | 31.201 | 22.095 | 20.275 | 1'47.583 | 285,0 | 11:26'30.540 |
| 13 | 33.904 | 31.968 | 22.250 | 20.165 | 1'48.287 | 288,0 | 11:28'18.827 |
| 14 | 34.086 | 31.457 | 22.304 | 20.117 | 1'47.964 | 286,5 | 11:30'06.791 |

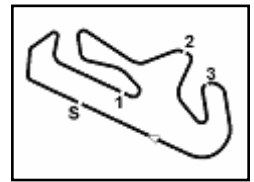
| 23° 6 E. PUSCEDDU (1'47.891) | | | | | | | |
|------------------------------|---------------|---------------|---------------|---------------|-----------------|--------------|--------------|
| Lap | Seg.1 | Seg.2 | Seg.3 | Seg.4 | Lap Time | km/h | Local Time |
| 1 | | 35.862 | 26.523 | 20.890 | | | 11:02'09.468 |
| 2 | 35.006 | 31.803 | 22.854 | 20.308 | 1'49.971 | 279,8 | 11:03'59.439 |
| 3 | 34.436 | 31.971 | 22.682 | 20.345 | 1'49.434 | 285,0 | 11:05'48.873 |
| 4 | 34.365 | 32.490 | 25.159 | 20.367 | 1'52.381 | 281,3 | 11:07'41.254 |
| 5 | 34.555 | 31.521 | 22.469 | 20.052 | 1'48.597 | 277,6 | 11:09'29.851 |
| 6 | 34.723 | 35.284 | 24.211 | 31.020 | 2'05.238P | 284,2 | 11:11'35.089 |
| 7 | 4'08.044 | 37.029 | 25.013 | 26.499 | 5'36.585P | | 11:17'11.674 |
| 8 | 34.614 | 31.453 | 22.780 | 20.230 | 1'49.077 | 282,0 | 11:19'00.751 |
| 9 | 34.379 | 31.260 | 22.301 | 20.285 | 1'48.225 | 277,6 | 11:20'48.976 |
| 10 | 41.729 | 34.885 | 24.100 | 20.809 | 2'01.523 | 278,4 | 11:22'50.499 |
| 11 | 34.372 | 31.529 | 22.470 | 20.287 | 1'48.658 | 277,6 | 11:24'39.157 |
| 12 | 34.145 | 31.277 | 22.268 | 20.201 | 1'47.891 | 279,8 | 11:26'27.048 |
| 13 | 37.459 | 35.658 | 25.671 | 29.742 | 2'08.530P | 273,4 | 11:28'35.578 |
| 14 | 1'32.908 | 32.816 | 23.735 | 21.084 | 2'50.543P | | 11:31'26.121 |

| 20° 59 A. SCHACHT (1'47.793) | | | | | | | |
|------------------------------|---------------|---------------|---------------|---------------|-----------------|--------------|--------------|
| Lap | Seg.1 | Seg.2 | Seg.3 | Seg.4 | Lap Time | km/h | Local Time |
| 1 | | 34.879 | 23.200 | 20.184 | | | 11:02'28.059 |
| 2 | 34.498 | 31.892 | 22.666 | 20.134 | 1'49.190 | 278,4 | 11:04'17.249 |
| 3 | 34.304 | 31.450 | 22.582 | 19.997 | 1'48.333 | 280,5 | 11:06'05.582 |
| 4 | 37.858 | 31.383 | 22.298 | 20.004 | 1'51.543 | 279,8 | 11:07'57.125 |
| 5 | 34.162 | 32.642 | 25.271 | 20.415 | 1'52.490 | 280,5 | 11:09'49.615 |
| 6 | 34.486 | 31.378 | 22.447 | 19.948 | 1'48.259 | 279,1 | 11:11'37.874 |
| 7 | 34.418 | 33.335 | 23.207 | 28.642 | 1'59.602P | 282,0 | 11:13'37.476 |
| 8 | 6'00.607 | 31.661 | 22.418 | 20.140 | 7'14.826P | | 11:20'52.302 |
| 9 | 34.564 | 31.457 | 22.487 | 20.041 | 1'48.549 | 281,3 | 11:22'40.851 |
| 10 | 34.098 | 31.321 | 22.463 | 20.014 | 1'47.896 | 281,3 | 11:24'28.747 |
| 11 | 34.295 | 31.392 | 22.327 | 20.263 | 1'48.277 | 280,5 | 11:26'17.024 |
| 12 | 33.923 | 31.603 | 22.527 | 19.996 | 1'48.049 | 285,0 | 11:28'05.073 |
| 13 | 34.149 | 31.355 | 22.539 | 19.977 | 1'48.020 | 278,4 | 11:29'53.093 |
| 14 | 34.236 | 31.164 | 22.402 | 19.991 | 1'47.793 | 281,3 | 11:31'40.886 |

| 24° 51 E. VIONNET (1'48.006) | | | | | | | |
|------------------------------|---------------|---------------|---------------|---------------|-----------------|--------------|--------------|
| Lap | Seg.1 | Seg.2 | Seg.3 | Seg.4 | Lap Time | km/h | Local Time |
| 1 | | 33.622 | 23.960 | 20.513 | | | 11:02'32.747 |
| 2 | 34.520 | 31.788 | 22.478 | 20.320 | 1'49.106 | 286,5 | 11:04'21.853 |
| 3 | 34.177 | 32.179 | 22.324 | 20.243 | 1'48.923 | 277,6 | 11:06'10.776 |
| 4 | 34.201 | 31.846 | 22.289 | 20.267 | 1'48.603 | 288,0 | 11:07'59.379 |
| 5 | 34.277 | 31.714 | 22.413 | 20.440 | 1'48.844 | 291,9 | 11:09'48.223 |
| 6 | 34.080 | 32.305 | 22.416 | 20.452 | 1'49.253 | 285,7 | 11:11'37.476 |
| 7 | 34.617 | 31.600 | 22.403 | 20.291 | 1'48.911 | 288,0 | 11:13'26.387 |
| 8 | 34.312 | 31.338 | 22.170 | 20.395 | 1'48.215 | 288,0 | 11:15'14.602 |
| 9 | 35.878 | 32.729 | 23.188 | 28.782 | 2'00.577P | 290,3 | 11:17'15.179 |
| 10 | 8'31.392 | 32.569 | 22.645 | 20.422 | 9'47.028P | | 11:27'02.207 |
| 11 | 34.019 | 31.417 | 22.229 | 20.341 | 1'48.006 | 290,3 | 11:28'50.213 |
| 12 | 34.388 | 31.482 | 22.302 | 20.233 | 1'48.405 | 284,2 | 11:30'38.618 |

| 21° 34 X. PINSACH (1'47.796) | | | | | | | |
|------------------------------|--------|--------|--------|--------|----------|-------|--------------|
| Lap | Seg.1 | Seg.2 | Seg.3 | Seg.4 | Lap Time | km/h | Local Time |
| 1 | | 33.631 | 23.717 | 20.759 | | | 11:02'06.999 |
| 2 | 35.725 | 32.147 | 22.744 | 20.463 | 1'51.079 | 259,0 | 11:03'58.078 |
| 3 | 34.934 | 31.778 | 22.673 | 20.355 | 1'49.740 | 274,8 | 11:05'47.818 |
| 4 | 34.715 | 32.986 | 26.967 | 20.444 | 1'55.112 | 280,5 | 11:07'42.930 |

| 25° 81 A. BERNARDI (1'48.723) | | | | | | | |
|-------------------------------|--------|--------|--------|---------------|----------|------------|--------------|
| Lap | Seg.1 | Seg.2 | Seg.3 | Seg.4 | Lap Time | km/h | Local Time |
| 1 | | 33.251 | 22.870 | 20.435 | | | 11:02'19.701 |
| 2 | 34.656 | 31.794 | 22.643 | 20.107 | 1'49.200 | 281 | |



Portuguese Round, 15-16-17 September 2017

Superstock 1000 - Chronological Analysis Free Practice 3rd Session

| | | | | | | | |
|----|---------------|---------------|--------|--------|-----------------|-------|--------------|
| 5 | 34.280 | 31.388 | 22.672 | 20.383 | 1'48.723 | 277,6 | 11:09'50.005 |
| 6 | 39.893 | 32.263 | 22.964 | 27.045 | 2'02.165P | 266,0 | 11:11'52.170 |
| 7 | 7'27.460 | 32.692 | 22.823 | 20.293 | 8'43.268P | | 11:20'35.438 |
| 8 | 34.789 | 31.472 | 22.371 | 20.366 | 1'48.998 | 277,6 | 11:22'24.436 |
| 9 | 34.206 | 31.719 | 22.618 | 20.422 | 1'48.965 | 277,6 | 11:24'13.401 |
| 10 | 34.594 | 32.580 | 23.130 | 20.413 | 1'50.717 | 272,7 | 11:26'04.118 |
| 11 | 34.633 | 31.809 | 22.403 | 20.404 | 1'49.249 | 275,5 | 11:27'53.367 |
| 12 | 34.716 | 38.446 | 22.749 | 20.683 | 1'56.594 | 275,5 | 11:29'49.961 |
| 13 | 35.214 | 32.021 | 23.779 | 20.653 | 1'51.667 | 275,5 | 11:31'41.628 |

| 26° 46 M. CUDEVILLE (1'49.267) | | | | | | | |
|--------------------------------|---------------|---------------|---------------|---------------|-----------------|--------------|--------------|
| Lap | Seg.1 | Seg.2 | Seg.3 | Seg.4 | Lap Time | km/h | Local Time |
| 1 | | 33.223 | 23.531 | 20.766 | | | 11:02'02.383 |
| 2 | 35.513 | 32.868 | 23.097 | 20.584 | 1'52.062 | 273,4 | 11:03'54.445 |
| 3 | 35.251 | 32.527 | 23.104 | 20.625 | 1'51.507 | 276,2 | 11:05'45.952 |
| 4 | 36.005 | 33.390 | 23.027 | 29.067 | 2'01.489P | 276,2 | 11:07'47.441 |
| 5 | 4'11.384 | 32.348 | 25.779 | 20.558 | 5'30.069P | | 11:13'17.510 |
| 6 | 34.590 | 32.086 | 22.593 | 20.260 | 1'49.529 | 275,5 | 11:15'07.039 |
| 7 | 34.604 | 32.898 | 22.784 | 20.189 | 1'50.475 | 279,8 | 11:16'57.514 |
| 8 | 34.491 | 32.084 | 22.700 | 20.390 | 1'49.665 | 276,2 | 11:18'47.179 |
| 9 | 42.865 | 32.463 | 23.928 | 29.498 | 2'08.754P | 274,8 | 11:20'55.933 |
| 10 | 4'26.918 | 32.437 | 25.521 | 22.727 | 5'47.603P | | 11:26'43.536 |
| 11 | 34.482 | 32.100 | 22.610 | 20.075 | 1'49.267 | 282,0 | 11:28'32.803 |
| 12 | 34.566 | 32.237 | 22.483 | 20.347 | 1'49.633 | 279,8 | 11:30'22.436 |

16/09/2017

P = Pits In/Out - C = Lap-Time Cancelled

These data/results cannot be reproduced, stored and/or transmitted in whole or in part by any manner of electronic, mechanical, photocopying, recording, broadcasting or otherwise now known or herein after developed without the previous express consent by the copyright owner, except for reproduction in daily press and regular printed publications on sale to the public within 60 days of the event related to those data/results and always provided that copyright symbol appears together as follows below.

© DORNA WSBK ORGANIZATION Srl 2017

FIKR PERUGIA TIMING



Official Tyre Supplier



Official Timekeeper