

Portimao 4.592 m

1 / 2

Portuguese Round, 15-16-17 September 2017

Superstock 1000 - Results Qualifying

No.	Rider	Nat	Team	Bike	Time	Gap	Rel.	Laps	Speed	
									Avg	Max
1	21 F. MARINO	FRA	PATA Yamaha Official STK 1000 Team	Yamaha YZF R1	1'44.936			12	157,536	291,1
2	57 M. JONES	AUS	Aruba.it Racing - Junior Team	Ducati Panigale R	1'44.956	0.020	0.020	14	157,506	285,0
3	2 R. TAMBURINI	ITA	PATA Yamaha Official STK 1000 Team	Yamaha YZF R1	1'45.125	0.189	0.169	11	157,253	286,5
4	54 T. RAZGATLIOGLU	TUR	Kawasaki Puccetti Racing	Kawasaki ZX-10RR	1'45.162	0.226	0.037	13	157,197	291,9
5	71 M. SCHEIB	CHI	Nuova M2 Racing	Aprilia RSV4 RF	1'45.193	0.257	0.031	11	157,151	291,1
6	11 J. GUARNONI	FRA	Pedercini Racing Kawasaki	Kawasaki ZX-10RR	1'45.238	0.302	0.045	13	157,084	287,2
7	23 F. SANDI	ITA	Berclaz Racing Team	BMW S 1000 RR	1'45.256	0.320	0.018	10	157,057	288,0
8	12 M. RINALDI	ITA	Aruba.it Racing - Junior Team	Ducati Panigale R	1'45.577	0.641	0.321	13	156,580	291,1
9	5 M. FACCANI	ITA	Althea BMW Racing Team	BMW S 1000 RR	1'45.687	0.751	0.110	11	156,417	289,5
10	70 L. VITALI	ITA	Nuova M2 Racing	Aprilia RSV4 RF	1'45.924	0.988	0.237	12	156,067	284,2
11	41 F. D'ANNUNZIO	ITA	FDA Racing Team	BMW S 1000 RR	1'45.945	1.009	0.021	11	156,036	279,8
12	3 S. SUCHET	SUI	Berclaz Racing Team	BMW S 1000 RR	1'45.955	1.019	0.010	12	156,021	291,9
13	55 I. MYKHALCHYK	UKR	TripleM Racing	Kawasaki ZX-10RR	1'46.583	1.647	0.628	13	155,102	288,0
14	16 G. RUIU	ITA	Team Trasimeno	Yamaha YZF R1	1'46.647	1.711	0.064	14	155,009	279,1
15	18 R. CECCHINI	ITA	2R Road Racing	BMW S 1000 RR	1'47.014	2.078	0.367	12	154,477	285,7
16	6 E. PUSCEDDU	ITA	D.K.Racing	BMW S 1000 RR	1'47.211	2.275	0.197	14	154,193	282,0
17	19 J. PUFFE	GER	Althea MF84	BMW S 1000 RR	1'47.268	2.332	0.057	14	154,111	288,0
18	90 T. FINSTERBUSCH	GER	Agro On-Benjan-Kawasaki	Kawasaki ZX-10RR	1'47.477	2.541	0.209	12	153,812	281,3
19	68 G. SCOTT	AUS	Agro On-Benjan-Kawasaki	Kawasaki ZX-10RR	1'47.479	2.543	0.002	14	153,809	285,0
20	34 X. PINSACH	ESP	ETG Racing	Kawasaki ZX-10RR	1'47.633	2.697	0.154	13	153,589	284,2
21	59 A. SCHACHT	DEN	EAB Schacht Racing Team	Ducati Panigale R	1'47.690	2.754	0.057	9	153,507	279,8
22	51 E. VIONNET	SUI	Motors Vionnet	BMW S 1000 RR	1'47.881	2.945	0.191	13	153,236	287,2
23	77 W. TESSELS	NED	Agro On-Benjan-Kawasaki	Kawasaki ZX-10RR	1'47.931	2.995	0.050	13	153,165	281,3
24	32 M. MOSER	GER	TripleM Racing	Kawasaki ZX-10RR	1'48.079	3.143	0.148	11	152,955	273,4
25	81 A. BERNARDI	ITA	TheBlackSheepTeam	Yamaha YZF R1	1'48.701	3.765	0.622	12	152,080	274,1
26	46 M. CUDEVILLE	FRA	Leader Team Flombbo	Kawasaki ZX-10RR	1'49.043	4.107	0.342	8	151,603	274,8

Qualifying Lap Time (107% of 1'44.936): **1'52.283**

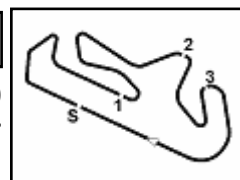
AIR	Humidity:	49%	Temp:	21°C
TRACK	Condition:	Dry	Temp:	37°C

Records	Pole (QP)	2015 R.Tamburini	1'44.522	158,160	Km/h
	Race (RC)	2015 K.Coghlan	1'44.839	157,680	Km/h
	Circuit (QP)	2015 R.Tamburini	1'44.522	158,160	Km/h

Start 16/09/2017 16:00 End 16:35 The results are provisional until the end of the time limit for protests and appeals and the completion of the technical checks.

These data/results cannot be reproduced, stored and/or transmitted in whole or in part by any manner of electronic, mechanical, photocopying, recording, broadcasting or otherwise now known or herein after developed without the previous express consent by the copyright owner, except for reproduction in daily press and regular printed publications on sale to the public within 60 days of the event related to those data/results and always provided that copyright symbol appears together as follows below.

© DORNA WSBK ORGANIZATION Srl 2017



Portuguese Round, 15-16-17 September 2017

Superstock 1000 - Results Qualifying

Session Highlights

Local Time	No. Rider	Description
16.00.00		Start
16.02.11	59 A. SCHACHT	On the Gravel - Re-Joined - Turn 5
16.05.25	12 M. RINALDI	On the Gravel - Re-Joined - Turn 3
16.06.47	3 S. SUCHET	On the Gravel - Re-Joined - Turn 5
16.07.02	81 A. BERNARDI	On the Gravel - Re-Joined - Turn 5
16.08.55	55 I. MYKHALCHYK	On the Gravel - Re-Joined - Turn 2
16.10.09	6 E. PUSCEDDU	On the Gravel - Re-Joined - Turn 1
16.10.38	41 F. D'ANNUNZIO	On the Gravel - Re-Joined - Turn 5
16.11.47	51 E. VIONNET	On the Gravel - Re-Joined - Turn 1
16.12.03	34 X. PINSACH	On the Gravel - Turn 1
16.12.34	55 I. MYKHALCHYK	On the Gravel - Re-Joined - Turn 3
16.14.13	19 J. PUFFE	On the Gravel - Turn 1
16.19.25	34 X. PINSACH	On the Gravel - Re-Joined - Turn 1
16.19.40	5 M. FACCANI	On the Gravel - Re-Joined - Turn 3
16.20.52	55 I. MYKHALCHYK	On the Gravel - Turn 5
16.20.57	2 R. TAMBURINI	On the Gravel - Re-Joined - Turn 1
16.21.09	6 E. PUSCEDDU	Under Investigation
16.22.40	55 I. MYKHALCHYK	On the Gravel - Re-Joined - Turn 8
16.25.48	59 A. SCHACHT	Crashed - Turn 13
16.26.33		RED FLAG
16.26.45	46 M. CUDEVILLE	Crashed - Turn 13
16.30.00		Session Restart
16.31.02	46 M. CUDEVILLE	Medical Centre
16.32.28	3 S. SUCHET	On the Gravel - Re-Joined - Turn 5
16.32.29	23 F. SANDI	On the Gravel - Re-Joined - Turn 5
16.32.59	68 G. SCOTT	On the Gravel - Re-Joined - Turn 5
16.35.08		End Of Session

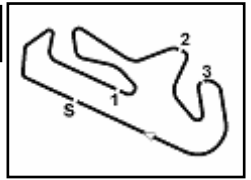
Fastest Laps Sequence

No.	Rider	Nat	Team	Bike	Local Time	Time	Gap	Avg
3	S. SUCHET	SUI	Berclaz Racing Team	BMW S 1000 RR	16:03'52.419	1'47.872		153,248
21	F. MARINO	FRA	PATA Yamaha Official STK 1000 Team	Yamaha YZF R1	16:04'20.498	1'46.140	-1.732	155,749
21	F. MARINO	FRA	PATA Yamaha Official STK 1000 Team	Yamaha YZF R1	16:06'06.433	1'45.935	-0.205	156,050
21	F. MARINO	FRA	PATA Yamaha Official STK 1000 Team	Yamaha YZF R1	16:07'52.124	1'45.691	-0.244	156,411
71	M. SCHEIB	CHI	Nuova M2 Racing	Aprilia RSV4 RF	16:08'11.087	1'45.591	-0.100	156,559
71	M. SCHEIB	CHI	Nuova M2 Racing	Aprilia RSV4 RF	16:09'56.585	1'45.498	-0.093	156,697
23	F. SANDI	ITA	Berclaz Racing Team	BMW S 1000 RR	16:15'25.147	1'45.385	-0.113	156,865
57	M. JONES	AUS	Aruba.it Racing - Junior Team	Ducati Panigale R	16:18'21.243	1'44.956	-0.429	157,506
21	F. MARINO	FRA	PATA Yamaha Official STK 1000 Team	Yamaha YZF R1	16:34'36.702	1'44.936	-0.020	157,536

Start 16:00 End 16:35 The results are provisional until the end of the time limit for protests and appeals and the completion of the technical checks.

These data/results cannot be reproduced, stored and/or transmitted in whole or in part by any manner of electronic, mechanical, photocopying, recording, broadcasting or otherwise now known or herein after developed without the previous express consent by the copyright owner, except for reproduction in daily press and regular printed publications on sale to the public within 60 days of the event related to those data/results and always provided that copyright symbol appears together as follows below.

© DORNA WSBK ORGANIZATION Srl 2017



Portuguese Round, 15-16-17 September 2017

Superstock 1000 - Best Sector & Speed Qualifying

BEST LAP			
1	21 F. MARINO	Yamaha YZF R1	1'44.936
2	57 M. JONES	Ducati Panigale R	1'44.956
3	2 R. TAMBURINI	Yamaha YZF R1	1'45.125
4	54 T. RAZGATLIOGLU	Kawasaki ZX-10RR	1'45.162
5	71 M. SCHEIB	Aprilia RSV4 RF	1'45.193
6	11 J. GUARNONI	Kawasaki ZX-10RR	1'45.238
7	23 F. SANDI	BMW S 1000 RR	1'45.256
8	12 M. RINALDI	Ducati Panigale R	1'45.577
9	5 M. FACCANI	BMW S 1000 RR	1'45.687
10	70 L. VITALI	Aprilia RSV4 RF	1'45.924
11	41 F. D'ANNUNZIO	BMW S 1000 RR	1'45.945
12	3 S. SUCHET	BMW S 1000 RR	1'45.955
13	55 I. MYKHALCHYK	Kawasaki ZX-10RR	1'46.583
14	16 G. RUIU	Yamaha YZF R1	1'46.647
15	18 R. CECCHINI	BMW S 1000 RR	1'47.014
16	6 E. PUSCEDDU	BMW S 1000 RR	1'47.211
17	19 J. PUFFE	BMW S 1000 RR	1'47.268
18	90 T. FINSTERBUSCH	Kawasaki ZX-10RR	1'47.477
19	68 G. SCOTT	Kawasaki ZX-10RR	1'47.479
20	34 X. PINSACH	Kawasaki ZX-10RR	1'47.633
21	59 A. SCHACHT	Ducati Panigale R	1'47.690
22	51 E. VIONNET	BMW S 1000 RR	1'47.881
23	77 W. TESSELS	Kawasaki ZX-10RR	1'47.931
24	32 M. MOSER	Kawasaki ZX-10RR	1'48.079
25	81 A. BERNARDI	Yamaha YZF R1	1'48.701
26	46 M. CUDEVILLE	Kawasaki ZX-10RR	1'49.043

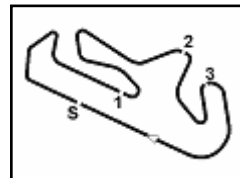
SPEED			
1	54 T. RAZGATLIOGLU	Kawasaki ZX-10RR	291,9
2	3 S. SUCHET	BMW S 1000 RR	291,9
3	71 M. SCHEIB	Aprilia RSV4 RF	291,1
4	21 F. MARINO	Yamaha YZF R1	291,1
5	12 M. RINALDI	Ducati Panigale R	291,1
6	5 M. FACCANI	BMW S 1000 RR	289,5
7	19 J. PUFFE	BMW S 1000 RR	288,0
8	55 I. MYKHALCHYK	Kawasaki ZX-10RR	288,0
9	23 F. SANDI	BMW S 1000 RR	288,0
10	11 J. GUARNONI	Kawasaki ZX-10RR	287,2
11	51 E. VIONNET	BMW S 1000 RR	287,2
12	2 R. TAMBURINI	Yamaha YZF R1	286,5
13	18 R. CECCHINI	BMW S 1000 RR	285,7
14	68 G. SCOTT	Kawasaki ZX-10RR	285,0
15	57 M. JONES	Ducati Panigale R	285,0
16	34 X. PINSACH	Kawasaki ZX-10RR	284,2
17	70 L. VITALI	Aprilia RSV4 RF	284,2
18	6 E. PUSCEDDU	BMW S 1000 RR	282,0
19	90 T. FINSTERBUSCH	Kawasaki ZX-10RR	281,3
20	77 W. TESSELS	Kawasaki ZX-10RR	281,3
21	59 A. SCHACHT	Ducati Panigale R	279,8
22	41 F. D'ANNUNZIO	BMW S 1000 RR	279,8
23	16 G. RUIU	Yamaha YZF R1	279,1
24	46 M. CUDEVILLE	Kawasaki ZX-10RR	274,8
25	81 A. BERNARDI	Yamaha YZF R1	274,1
26	32 M. MOSER	Kawasaki ZX-10RR	273,4

SEG. 1			SEG. 2			SEG. 3			SEG. 4		
1	71 M. SCHEIB	33.005	1	57 M. JONES	30.296	1	57 M. JONES	21.564	1	54 T. RAZGATLIOGLU	19.418
2	11 J. GUARNONI	33.047	2	23 F. SANDI	30.297	2	21 F. MARINO	21.648	2	23 F. SANDI	19.608
3	2 R. TAMBURINI	33.144	3	11 J. GUARNONI	30.323	3	12 M. RINALDI	21.661	3	21 F. MARINO	19.611
4	5 M. FACCANI	33.161	4	12 M. RINALDI	30.354	4	2 R. TAMBURINI	21.728	4	16 G. RUIU	19.633
5	23 F. SANDI	33.172	5	2 R. TAMBURINI	30.359	5	11 J. GUARNONI	21.744	5	5 M. FACCANI	19.636
6	21 F. MARINO	33.174	6	71 M. SCHEIB	30.373	6	23 F. SANDI	21.769	6	57 M. JONES	19.639
7	12 M. RINALDI	33.204	7	5 M. FACCANI	30.427	7	70 L. VITALI	21.790	7	71 M. SCHEIB	19.656
8	57 M. JONES	33.317	8	54 T. RAZGATLIOGLU	30.455	8	71 M. SCHEIB	21.818	8	55 I. MYKHALCHYK	19.678
9	54 T. RAZGATLIOGLU	33.382	9	21 F. MARINO	30.471	9	54 T. RAZGATLIOGLU	21.823	9	41 F. D'ANNUNZIO	19.679
10	55 I. MYKHALCHYK	33.409	10	70 L. VITALI	30.563	10	55 I. MYKHALCHYK	21.852	10	2 R. TAMBURINI	19.721
11	3 S. SUCHET	33.465	11	3 S. SUCHET	30.666	11	5 M. FACCANI	21.863	11	12 M. RINALDI	19.772
12	41 F. D'ANNUNZIO	33.474	12	41 F. D'ANNUNZIO	30.681	12	41 F. D'ANNUNZIO	21.907	12	70 L. VITALI	19.798
13	70 L. VITALI	33.492	13	18 R. CECCHINI	30.717	13	3 S. SUCHET	21.908	13	3 S. SUCHET	19.805
14	19 J. PUFFE	33.669	14	16 G. RUIU	30.760	14	16 G. RUIU	22.079	14	90 T. FINSTERBUSCH	19.814
15	18 R. CECCHINI	33.674	15	55 I. MYKHALCHYK	30.798	15	19 J. PUFFE	22.088	15	11 J. GUARNONI	19.833
16	51 E. VIONNET	33.767	16	19 J. PUFFE	30.934	16	6 E. PUSCEDDU	22.130	16	32 M. MOSER	19.835
17	6 E. PUSCEDDU	33.915	17	6 E. PUSCEDDU	30.975	17	81 A. BERNARDI	22.169	17	34 X. PINSACH	19.881
18	90 T. FINSTERBUSCH	33.985	18	68 G. SCOTT	31.002	18	18 R. CECCHINI	22.183	18	18 R. CECCHINI	19.944
19	34 X. PINSACH	34.035	19	59 A. SCHACHT	31.187	19	59 A. SCHACHT	22.231	19	59 A. SCHACHT	19.948
20	16 G. RUIU	34.067	20	90 T. FINSTERBUSCH	31.195	20	34 X. PINSACH	22.236	20	68 G. SCOTT	19.957
21	68 G. SCOTT	34.101	21	77 W. TESSELS	31.220	21	90 T. FINSTERBUSCH	22.290	21	77 W. TESSELS	19.989
22	59 A. SCHACHT	34.109	22	34 X. PINSACH	31.235	22	51 E. VIONNET	22.294	22	19 J. PUFFE	20.053
23	77 W. TESSELS	34.112	23	32 M. MOSER	31.301	23	77 W. TESSELS	22.295	23	6 E. PUSCEDDU	20.074
24	81 A. BERNARDI	34.274	24	81 A. BERNARDI	31.340	24	68 G. SCOTT	22.323	24	46 M. CUDEVILLE	20.142
25	32 M. MOSER	34.510	25	51 E. VIONNET	31.356	25	32 M. MOSER	22.349	25	81 A. BERNARDI	20.239
26	46 M. CUDEVILLE	34.734	26	46 M. CUDEVILLE	31.678	26	46 M. CUDEVILLE	22.381	26	51 E. VIONNET	20.323

16/09/2017

These data/results cannot be reproduced, stored and/or transmitted in whole or in part by any manner of electronic, mechanical, photocopying, recording, broadcasting or otherwise now known or herein after developed without the previous express consent by the copyright owner, except for reproduction in daily press and regular printed publications on sale to the public within 60 days of the event related to those data/results and always provided that copyright symbol appears together as follows below.

© DORNA WSBK ORGANIZATION Srl 2017



Portimao 4.592 m

Portuguese Round, 15-16-17 September 2017

Superstock 1000 - Ideal Times Qualifying

Rider No.	Nat	Bike	Seg. 1 Diff. 1	Seg. 2 Diff. 2	Seg. 3 Diff. 3	Seg. 4 Diff. 4	Ideal Time				
							Best Lap	Pos.	Diff.		
1	57	M. JONES	AUS	Ducati Panigale R	33.317 0.105	30.296	21.564 0.035	19.639	1'44.816 1'44.956	2	0.140
2	23	F. SANDI	ITA	BMW S 1000 RR	33.172 0.141	30.297 0.269	21.769	19.608	1'44.846 1'45.256	7	0.410
3	71	M. SCHEIB	CHI	Aprilia RSV4 RF	33.005 0.202	30.373	21.818	19.656 0.139	1'44.852 1'45.193	5	0.341
4	21	F. MARINO	FRA	Yamaha YZF R1	33.174	30.471	21.648 0.010	19.611 0.022	1'44.904 1'44.936	1	0.032
5	11	J. GUARNONI	FRA	Kawasaki ZX-10RR	33.047 0.229	30.323	21.744 0.062	19.833	1'44.947 1'45.238	6	0.291
6	2	R. TAMBURINI	ITA	Yamaha YZF R1	33.144	30.359 0.171	21.728	19.721 0.002	1'44.952 1'45.125	3	0.173
7	12	M. RINALDI	ITA	Ducati Panigale R	33.204 0.113	30.354 0.120	21.661 0.295	19.772 0.058	1'44.991 1'45.577	8	0.586
8	54	T. RAZGATLIOGLU	TUR	Kawasaki ZX-10RR	33.382	30.455 0.039	21.823 0.045	19.418	1'45.078 1'45.162	4	0.084
9	5	M. FACCANI	ITA	BMW S 1000 RR	33.161 0.433	30.427 0.167	21.863	19.636	1'45.087 1'45.687	9	0.600
10	70	L. VITALI	ITA	Aprilia RSV4 RF	33.492 0.210	30.563	21.790	19.798 0.071	1'45.643 1'45.924	10	0.281
11	55	I. MYKHALCHYK	UKR	Kawasaki ZX-10RR	33.409 0.652	30.798 0.194	21.852	19.678	1'45.737 1'46.583	13	0.846
12	41	F. D'ANNUNZIO	ITA	BMW S 1000 RR	33.474	30.681 0.026	21.907 0.141	19.679 0.037	1'45.741 1'45.945	11	0.204
13	3	S. SUCHET	SUI	BMW S 1000 RR	33.465 0.111	30.666	21.908	19.805	1'45.844 1'45.955	12	0.111
14	18	R. CECCHINI	ITA	BMW S 1000 RR	33.674 0.316	30.717 0.081	22.183	19.944 0.099	1'46.518 1'47.014	15	0.496
15	16	G. RUIU	ITA	Yamaha YZF R1	34.067 0.011	30.760	22.079	19.633 0.097	1'46.539 1'46.647	14	0.108
16	19	J. PUFFE	GER	BMW S 1000 RR	33.669 0.242	30.934	22.088 0.050	20.053 0.232	1'46.744 1'47.268	17	0.524
17	6	E. PUSCEDDU	ITA	BMW S 1000 RR	33.915	30.975 0.012	22.130	20.074 0.105	1'47.094 1'47.211	16	0.117
18	90	T. FINSTERBUSCH	GER	Kawasaki ZX-10RR	33.985	31.195 0.162	22.290 0.031	19.814	1'47.284 1'47.477	18	0.193
19	68	G. SCOTT	AUS	Kawasaki ZX-10RR	34.101	31.002	22.323 0.038	19.957 0.058	1'47.383 1'47.479	19	0.096
20	34	X. PINSACH	ESP	Kawasaki ZX-10RR	34.035 0.107	31.235 0.040	22.236	19.881 0.099	1'47.387 1'47.633	20	0.246
21	59	A. SCHACHT	DEN	Ducati Panigale R	34.109 0.076	31.187 0.067	22.231	19.948 0.072	1'47.475 1'47.690	21	0.215
22	77	W. TESSELS	NED	Kawasaki ZX-10RR	34.112 0.075	31.220	22.295 0.087	19.989 0.153	1'47.616 1'47.931	23	0.315
23	51	E. VIONNET	SUI	BMW S 1000 RR	33.767 0.141	31.356	22.294	20.323	1'47.740 1'47.881	22	0.141
24	32	M. MOSER	GER	Kawasaki ZX-10RR	34.510 0.058	31.301 0.026	22.349	19.835	1'47.995 1'48.079	24	0.084
25	81	A. BERNARDI	ITA	Yamaha YZF R1	34.274 0.400	31.340 0.105	22.169 0.070	20.239 0.104	1'48.022 1'48.701	25	0.679
26	46	M. CUDEVILLE	FRA	Kawasaki ZX-10RR	34.734	31.678 0.108	22.381	20.142	1'48.935 1'49.043	26	0.108
Overall Ideal Time					33.005	30.296	21.564	19.418	1'44.283		

16/09/2017

These data/results cannot be reproduced, stored and/or transmitted in whole or in part by any manner of electronic, mechanical, photocopying, recording, broadcasting or otherwise now known or herein after developed without the previous express consent by the copyright owner, except for reproduction in daily press and regular printed publications on sale to the public within 60 days of the event related to those data/results and always provided that copyright symbol appears together as follows below.

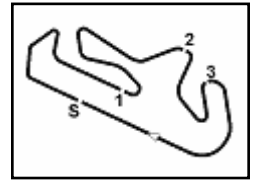
© DORNA WSBK ORGANIZATION Srl 2017

PIRELLI PERUGIA TIMING


Official Tyre Supplier



Official Timekeeper


5.4
STK1000
120/07


Portimao 4.592 m

Portuguese Round, 15-16-17 September 2017

Superstock 1000 - Chronological Analysis Qualifying

1 / 4

1° 21 F. MARINO (1'44.936)							
Lap	Seg.1	Seg.2	Seg.3	Seg.4	Lap Time	km/h	Local Time
1		48.204	24.683	19.850			16:02'34.358
2	33.723	30.791	21.821	19.805	1'46.140	285,7	16:04'20.498
3	33.873	30.568	21.779	19.715	1'45.935	287,2	16:06'06.433
4	33.369	30.690	22.010	19.622	1'45.691	288,8	16:07'52.124
5	33.522	30.677	21.915	19.659	1'45.773	291,1	16:09'37.897
6	37.007	31.781	22.496	26.829	1'58.113P	286,5	16:11'36.010
7	5'15.829	31.524	22.644	20.009	6'30.006P		16:18'06.016
8	33.308	30.776	21.859	19.623	1'45.566	284,2	16:19'51.582
9	33.238	30.652	21.663	19.611	1'45.164	286,5	16:21'36.746
10	33.193	30.620	21.648	19.742	1'45.203	290,3	16:23'21.949
11	33.307	32.328	22.292	25.383	1'53.310P	286,5	16:25'15.259
12	6'23.094	31.061	22.539	19.813	7'36.507P		16:32'51.766
13	33.174	30.471	21.658	19.633	1'44.936	282,7	16:34'36.702

2° 57 M. JONES (1'44.956)							
Lap	Seg.1	Seg.2	Seg.3	Seg.4	Lap Time	km/h	Local Time
1		33.077	23.136	20.156			16:02'50.638
2	34.090	31.066	22.239	19.906	1'47.301	284,2	16:04'37.939
3	33.570	33.466	22.114	19.897	1'49.047	285,0	16:06'26.986
4	33.910	31.903	22.205	20.090	1'48.108	284,2	16:08'15.094
5	33.822	30.996	22.089	20.028	1'46.935	282,0	16:10'02.029
6	39.356	31.948	22.353	26.988	2'00.645P	283,5	16:12'02.674
7	3'20.066	31.503	22.151	19.893	4'33.613P		16:16'36.287
8	33.422	30.296	21.599	19.639	1'44.956	285,0	16:18'21.243
9	33.317	30.515	21.564	19.792	1'45.188	285,0	16:20'06.431
10	33.374	30.635	22.044	20.156	1'46.209	285,0	16:21'52.640
11	33.472	30.383	21.584	19.797	1'45.236	285,0	16:23'37.876
12	33.544	30.626	21.857	19.769	1'45.796	284,2	16:25'23.672
13	36.034	32.759	26.749	29.475	2'05.017CP	272,0	16:27'28.689
14	3'30.384	32.025	22.223	19.993	4'44.625P		16:32'13.314
15	35.981	32.758	22.203	19.919	1'50.861	281,3	16:34'04.175

3° 2 R. TAMBURINI (1'45.125)							
Lap	Seg.1	Seg.2	Seg.3	Seg.4	Lap Time	km/h	Local Time
1		32.538	32.337	21.706			16:03'08.910
2	36.464	32.036	25.272	19.989	1'53.761	278,4	16:05'02.671
3	33.610	30.736	22.115	19.904	1'46.365	285,0	16:06'49.036
4	33.623	30.772	22.115	19.898	1'46.408	283,5	16:08'35.444
5	37.181	31.288	23.140	28.387	1'59.996P	282,7	16:10'35.440
6	5'04.032	31.380	22.639	19.918	6'17.969P		16:16'53.409
7	33.434	30.359	21.789	19.860	1'45.442	286,5	16:18'38.851
8	33.416	30.525	21.954	19.867	1'45.762	282,7	16:20'24.613
9	37.863	31.930	22.569	28.105	2'00.467P	264,7	16:22'25.080
10	3'18.957	31.830	30.997	39.950	5'01.734CP		16:27'26.814
11	3'41.189	31.397	22.330	19.721	4'54.637P		16:32'21.451
12	33.144	30.530	21.728	19.723	1'45.125	284,2	16:34'06.576

4° 54 T. RAZGATLIOGLU (1'45.162)							
Lap	Seg.1	Seg.2	Seg.3	Seg.4	Lap Time	km/h	Local Time
1		39.858	24.164	20.431			16:02'09.490
2	33.686	35.233	22.184	19.926	1'51.029	287,2	16:04'00.519
3	33.726	30.985	22.037	20.001	1'46.749	286,5	16:05'47.268
4	33.634	30.842	22.017	19.751	1'46.244	283,5	16:07'33.512
5	33.384	31.155	22.038	19.645	1'46.222	288,0	16:09'19.734
6	35.952	32.393	23.318	20.304	1'51.967	288,8	16:11'11.701
7	33.654	30.941	22.082	19.647	1'46.324	286,5	16:12'58.025
8	33.953	31.742	23.209	26.205	1'55.109P	288,0	16:14'53.134
9	6'31.721	31.962	22.163	19.756	7'45.602P		16:22'38.736
10	33.442	30.455	21.823	19.627	1'45.347	285,7	16:24'24.083
11	33.382	30.494	21.868	19.418	1'45.162	287,2	16:26'09.245
12	33.076	42.883	25.542	27.939	2'09.440CP	291,9	16:28'18.685
13	2'45.799	30.930	22.250	19.558	3'58.537P		16:32'17.222

5° 71 M. SCHEIB (1'45.193)							
Lap	Seg.1	Seg.2	Seg.3	Seg.4	Lap Time	km/h	Local Time
1		33.618	23.490	20.086			16:02'51.979
2	33.537	30.850	22.099	19.656	1'46.142	288,8	16:04'38.121
3	33.429	31.552	22.367	20.027	1'47.375	291,1	16:06'25.496
4	33.198	30.593	22.089	19.711	1'45.591	286,5	16:08'11.087
5	33.166	30.548	21.943	19.841	1'45.498	286,5	16:09'56.585
6	35.080	31.773	22.734	28.571	1'58.158P	287,2	16:11'54.743
7	9'16.736	32.201	22.411	20.179	10'31.527P		16:22'26.270
8	33.691	31.233	22.165	20.010	1'47.099	286,5	16:24'13.369
9	33.005	30.531	22.026	19.781	1'45.343	285,7	16:25'58.712
10	33.132	31.835	26.388	27.710	1'59.065CP	286,5	16:27'57.777
11	2'37.131	30.760	22.010	19.879	3'49.780P		16:31'47.557
12	33.207	30.373	21.818	19.795	1'45.193	285,0	16:33'32.750

6° 11 J. GUARNONI (1'45.238)							
Lap	Seg.1	Seg.2	Seg.3	Seg.4	Lap Time	km/h	Local Time
1		32.479	23.232	20.349			16:03'23.999
2	33.764	30.657	21.885	19.949	1'46.255	284,2	16:05'10.254
3	33.587	30.899	21.838	20.108	1'46.432	285,0	16:06'56.686
4	33.654	30.699	21.744	19.933	1'46.030	283,5	16:08'42.716
5	33.359	30.657	21.816	19.858	1'45.690	287,2	16:10'28.406
6	36.092	32.275	23.003	29.225	2'00.595P	287,2	16:12'29.001
7	3'58.084	32.122	23.493	20.134	5'13.833P		16:17'42.834
8	33.395	30.461	21.797	21.057	1'46.710	285,7	16:19'29.544
9	33.276	30.323	21.806	19.833	1'45.238	285,7	16:21'14.782
10	33.047	38.857	23.100	28.207	2'03.211P	287,2	16:23'17.993
11	1'06.872	32.862	23.160	20.203	2'23.097P		16:25'41.090
12	33.388	30.437	28.146	29.929	2'01.900CP	287,2	16:27'42.990
13	3'43.248	31.590	22.556	20.223	4'57.617P		16:32'40.607
14	33.651	30.348	21.783	19.879	1'45.661	286,5	16:34'26.268

7° 23 F. SANDI (1'45.256)							
Lap	Seg.1	Seg.2	Seg.3	Seg.4	Lap Time	km/h	Local Time
1		31.822	27.083	20.677			16:03'09.931
2	33.872	30.908	22.256	19.934	1'46.970	282,7	16:04'56.901
3	34.923	31.561	22.440	28.409	1'57.333P	281,3	16:06'54.234
4	5'32.061	31.605	22.070	19.792	6'45.528P		16:13'39.762
5	33.485	30.374	21.857	19.669	1'45.385	283,5	16:15'25.147
6	34.786	32.097	22.426	28.858	1'58.167P	287,2	16:17'23.314
7	4'41.341	31.326	22.853	19.777	5'55.297P		16:23'18.611
8	33.313	30.566	21.769	19.608	1'45.256	287,2	16:25'03.867
9	33.172	30.297	22.401	27.916	1'53.786CP	287,2	16:26'57.653
10	4'56.573	39.101	22.323	19.907	6'17.904P		16:33'15.557
11	33.210	30.823	21.862	19.790	1'45.685	288,0	16:35'01.242

8° 12 M. RINALDI (1'45.577)							
Lap	Seg.1	Seg.2	Seg.3	Seg.4	Lap Time	km/h	Local Time
1		31.969	27.963	21.965			16:03'06.899
2	34.000	30.934	21.904	20.025	1'46.863	281,3	16:04'53.762
3	38.900	33.675	23.308	20.163	1'56.046	284,2	16:06'49.808
4	34.021	30.976	22.036	19.972	1'47.005	279,8	16:08'36.813
5	33.596	30.855	22.083	20.050	1'46.584	285,7	16:10'23.397
6	33.657	30.725	22.094	20.104	1'46.580	285,0	16:12'09.977
7	35.155	32.414	22.846	27.078	1'57.493P	275,5	16:14'07.470
8	5'20.878	32.041	22.181	19.874	6'34.974P		16:20'42.444
9	34.207	32.976	22.222	19.772	1'49.177	289,5	16:22'31.621
10	33.317	30.474	21.956	19.830	1'45.577	291,1	16:24'17.198
11	33.204	31.211	21.937	19.906	1'46.258	288,0	16:26'03.456
12	33.394	30.557	25.848	30.903	2'00.702CP	286,5	16:28'04.158
13	2'30.001	30.626	21.821	19.898	3'42.346P		16:31'46.504
14	33.610	30.354	21.661	20.029	1'45.654	285,0	16:33'32.158

16/09/2017

P = Pits In/Out - C = Lap-Time Cancelled

These data/results cannot be reproduced, stored and/or transmitted in whole or in part by any manner of electronic, mechanical, photocopying, recording, broadcasting or otherwise now known or herein after developed without the previous express consent by the copyright owner, except for reproduction in daily press and regular printed publications on sale to the public within 60 days of the event related to those data/results and always provided that copyright symbol appears together as follows below.

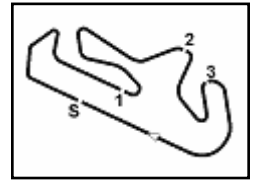
© DORNA WSBK ORGANIZATION Srl 2017

PIRELLI PERUGIA TIMING


Official Tyre Supplier



Official Timekeeper


5.4
STK1000
120/07


Portimao 4.592 m

Portuguese Round, 15-16-17 September 2017

Superstock 1000 - Chronological Analysis Qualifying

2 / 4

9° 5 M. FACCANI (1'45.687)							
Lap	Seg.1	Seg.2	Seg.3	Seg.4	Lap Time	km/h	Local Time
1		31.279	23.187	20.158			16:03'13.913
2	33.974	30.472	22.371	19.862	1'46.679	286,5	16:05'00.592
3	33.661	30.427	22.061	19.920	1'46.069	283,5	16:06'46.661
4	33.392	30.692	22.060	19.826	1'45.970	285,0	16:08'32.631
5	35.634	31.507	22.256	30.776	2'00.173P	287,2	16:10'32.804
6	9'02.925	32.537	22.551	19.892	10'17.905P		16:20'50.709
7	33.649	30.590	27.951	19.950	1'52.140	285,0	16:22'42.849
8	33.161	30.732	22.325	19.822	1'46.040	286,5	16:24'28.889
9	33.342	30.788	22.069	19.785	1'45.984	289,5	16:26'14.873
10	32.912	45.777	28.002	33.247	2'19.938CP	289,5	16:28'34.811
11	2'34.690	31.304	22.113	19.659	3'47.766P		16:32'22.577
12	33.594	30.594	21.863	19.636	1'45.687	285,0	16:34'08.264

10° 70 L. VITALI (1'45.924)							
Lap	Seg.1	Seg.2	Seg.3	Seg.4	Lap Time	km/h	Local Time
1		48.310	24.865	19.940			16:02'35.080
2	33.863	30.912	21.792	19.884	1'46.451	282,0	16:04'21.531
3	33.764	30.740	21.812	19.957	1'46.273	283,5	16:06'07.804
4	33.492	30.578	21.829	20.161	1'46.060	282,0	16:07'53.864
5	33.549	31.185	26.512	28.224	1'59.470P	279,8	16:09'53.334
6	8'18.725	33.112	22.698	22.229	9'36.764P		16:19'30.098
7	33.587	31.736	22.038	19.798	1'47.159	278,4	16:21'17.257
8	33.521	30.653	26.999	22.505	1'53.678	278,4	16:23'10.935
9	33.892	30.949	22.053	19.803	1'46.697	279,8	16:24'57.632
10	33.693	30.718	22.096	19.820	1'46.327C	276,9	16:26'43.959
11	40.776	33.063	24.502	27.606	2'05.947CP	213,4	16:28'49.906
12	1'45.401	30.825	21.994	19.866	2'58.086P		16:31'47.992
13	33.702	30.563	21.790	19.869	1'45.924	284,2	16:33'33.916

11° 41 F. D'ANNUNZIO (1'45.945)							
Lap	Seg.1	Seg.2	Seg.3	Seg.4	Lap Time	km/h	Local Time
1		35.118	28.327	20.347			16:02'09.785
2	38.922	32.195	22.629	20.571	1'54.317	260,9	16:04'04.102
3	34.030	36.259	28.030	20.637	1'58.956	277,6	16:06'03.058
4	34.140	30.903	22.468	19.926	1'47.437	275,5	16:07'50.495
5	33.958	30.836	22.126	20.007	1'46.927	279,1	16:09'37.422
6	34.621	47.998	26.765	29.232	2'18.616P	276,2	16:11'56.038
7	9'22.484	38.601	22.375	19.824	10'43.284P		16:22'39.322
8	33.691	30.681	21.920	19.679	1'45.971	277,6	16:24'25.293
9	33.474	30.707	22.048	19.716	1'45.945	279,1	16:26'11.238
10	33.850	36.083	29.077	29.427	2'08.437CP	279,8	16:28'19.675
11	2'51.458	31.439	22.364	19.919	4'05.180P		16:32'24.855
12	33.900	30.708	21.907	19.853	1'46.368	276,9	16:34'11.223

12° 3 S. SUCHET (1'45.955)							
Lap	Seg.1	Seg.2	Seg.3	Seg.4	Lap Time	km/h	Local Time
1		32.955	25.475	20.463			16:02'04.547
2	34.132	31.272	22.366	20.102	1'47.872	287,2	16:03'52.419
3	33.768	30.940	22.099	20.142	1'46.949	285,0	16:05'39.368
4	34.509	38.458	22.352	19.835	1'55.154	283,5	16:07'34.522
5	33.615	30.868	22.053	19.914	1'46.450	288,8	16:09'20.972
6	33.861	31.153	22.487	26.125	1'53.626P	288,8	16:11'14.598
7	8'10.113	33.059	23.509	20.408	9'27.089P		16:20'41.687
8	33.818	31.207	22.726	20.197	1'47.948	286,5	16:22'29.635
9	33.576	30.666	21.908	19.805	1'45.955	288,8	16:24'15.590
10	34.201	31.953	22.273	19.860	1'48.287	287,2	16:26'03.877
11	33.427	32.420	30.451	26.743	2'03.041CP	291,9	16:28'06.918
12	3'47.590	34.416	22.417	20.386	5'04.809P		16:33'11.727
13	33.465	30.902	21.974	19.895	1'46.236	288,8	16:34'57.963

13° 55 I. MYKHALCHYK (1'46.583)							
Lap	Seg.1	Seg.2	Seg.3	Seg.4	Lap Time	km/h	Local Time
1							
2							
3							
4							
5							
6							
7							
8							
9							
10							
11							
12							
13							

1		36.251	23.129	20.028			16:02'51.226
2	33.836	31.156	22.618	19.889	1'47.499	286,5	16:04'38.725
3	33.582	31.128	22.266	20.049	1'47.025	285,0	16:06'25.750
4	34.141	31.080	21.909	19.731	1'46.861	276,9	16:08'12.611
5	42.192	33.672	22.960	20.306	1'59.130	288,0	16:10'11.741
6	33.881	31.164	22.246	19.899	1'47.190	284,2	16:11'58.931
7	38.040	33.250	23.257	28.185	2'02.732P	282,0	16:14'01.663
8	5'51.017	39.267	23.468	19.748	7'13.500P		16:21'15.163
9	33.412	37.084	24.400	20.509	1'55.405	285,0	16:23'10.568
10	34.061	30.992	21.852	19.678	1'46.583	283,5	16:24'57.151
11	33.409	30.798	21.964	19.671	1'45.842C	286,5	16:26'42.993
12	43.433	34.609	25.105	29.173	2'12.320CP	285,7	16:28'55.313
13	2'04.507	31.810	22.342	19.804	3'18.463P		16:32'13.776
14	35.124	31.415	22.301	19.923	1'48.763	287,2	16:34'02.539

14° 16 G. RUIU (1'46.647)							
Lap	Seg.1	Seg.2	Seg.3	Seg.4	Lap Time	km/h	Local Time
1		32.581	25.584	21.674			16:02'09.839
2	35.269	33.630	22.381	19.706	1'50.986	267,3	16:04'00.825
3	36.655	33.533	24.950	22.178	1'57.316	258,4	16:05'58.141
4	34.441	31.050	22.712	19.816	1'48.019	278,4	16:07'46.160
5	36.042	32.675	23.675	19.693	1'52.085	272,7	16:09'38.245
6	34.087	31.102	22.209	19.884	1'47.282	279,1	16:11'25.527
7	34.994	31.683	22.940	29.990	1'59.607P	273,4	16:13'25.134
8	4'42.700	35.412	24.332	22.484	6'04.928P		16:19'30.062
9	34.093	30.829	22.096	19.633	1'46.651	259,0	16:21'16.713
10	38.953	32.473	22.508	20.718	1'54.652	276,9	16:23'11.365
11	34.078	30.760	22.079	19.730	1'46.647	267,3	16:24'58.012
12	34.067	30.921	22.213	19.795	1'46.996C	279,1	16:26'45.008
13	37.678	34.608	25.462	30.319	2'08.067CP	249,4	16:28'53.075
14	1'58.396	31.627	22.424	19.921	3'12.368P		16:32'05.443
15	34.298	31.029	22.346	19.933	1'47.606	276,9	16:33'53.049

15° 18 R. CECCHINI (1'47.014)							
Lap	Seg.1	Seg.2	Seg.3	Seg.4	Lap Time	km/h	Local Time
1		37.233	25.360	20.886			16:02'18.556
2	35.534	32.757	23.295	20.431	1'52.017	275,5	16:04'10.573
3	34.501	31.235	23.417	24.120	1'53.273	276,9	16:06'03.846
4	34.177	31.306	22.441	20.034	1'47.958	279,8	16:07'51.804
5	34.408	31.035	22.474	20.023	1'47.940	280,5	16:09'39.744
6	35.554	31.596	22.534	27.440	1'57.124P	285,0	16:11'36.868
7	7'47.743	33.429	23.549	20.371	9'05.092P		16:20'41.960
8	33.999	30.996	22.919	20.209	1'48.123	282,0	16:22'30.083
9	33.674	30.717	22.710	20.302	1'47.403	283,5	16:24'17.486
10	33.785	30.990	22.283	19.972	1'47.030	285,7	16:26'04.516
11	33.766	35.519	31.435	31.277	2'11.997CP	285,0	16:28'16.513
12	2'53.300	31.305	22.258	19.944	4'06.807P		16:32'23.320
13	33.990	30.798	22.183	20.043	1'47.014	283,5	16:34'10.334

16° 6 E. PUSCEDDU (1'47.211)							
Lap	Seg.1	Seg.2	Seg.3	Seg.4	Lap Time	km/h	Local Time
1		35.383	29.041	20.693			16:02'10.497
2	35.005	33.587	22.708	20.396	1'51.696	277,6	16:04'02.193
3	34.457	31.371	22.491	20.286	1'48.605	277,6	16:05'50.798
4	34.212	31.133	22.317	20.408	1'48.070	278,4	16:07'38.868
5	34.227	30.987	22.204	20.355	1'47.773	274,1	16:09'26.641
6	45.025	34.002	23.057	21.607	2'03.691	276,2	16:11'30.332
7	36.384	33.289	25.358	29.812	2'04.843P	272,0	16:13'35.175
8	4'33.159	34.127	25.821	22.218	5'55.325P		16:19'30.500
9	34.306	31.155	22.241	20.139	1'47.841	282,0	16:21'18.341
10	33.915	30.987	22.130	20.179	1'47.211	278,4	16:23'05.552
11	38.421	33.176	22.429	20.165	1'54.191	274,1	16:24'59.743
12	34.095	30.975	24.916	22.173	1'52.159C	276,9	16:26'51.902
13	40.401	36.500	26.679	32.285	2'15.865CP	223,1	16:29'07.767

16/09/2017

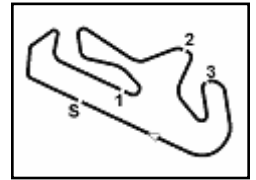
P = Pits In/Out - C = Lap-Time Cancelled



5.4

STK1000

120/07



Portimao 4.592 m

3 / 4

Portuguese Round, 15-16-17 September 2017

Superstock 1000 - Chronological Analysis Qualifying

Lap	Seg.1	Seg.2	Seg.3	Seg.4	Lap Time	km/h	Local Time	Lap	Seg.1	Seg.2	Seg.3	Seg.4	Lap Time	km/h	Local Time
14	1'28.675	32.477	35.762	21.599	2'58.513P		16:32'06.280	8	6'01.966	31.847	22.457	20.301	7'16.571P		16:20'45.678
15	34.230	31.319	22.415	20.074	1'48.038	276,2	16:33'54.318	9	34.142	31.275	22.236	19.980	1'47. 633	283,5	16:22'33.311
17° 19 J. PUFFE (1'47.268)								21° 59 A. SCHACHT (1'47.690)							
1		38.696	29.535	24.410			16:02'35.368	1		40.864	23.487	20.188			16:02'52.568
2	34.428	31.239	22.450	20.363	1'48.480	264,1	16:04'23.848	2	34.292	31.711	22.428	19.975	1'48.406	275,5	16:04'40.974
3	33.843	31.938	22.401	20.053	1'48.235	286,5	16:06'12.083	3	34.109	31.956	22.681	20.297	1'49.043	274,1	16:06'30.017
4	34.059	31.285	22.367	20.143	1'47.854	285,0	16:07'59.937	4	34.414	31.529	22.330	20.082	1'48.355	277,6	16:08'18.372
5	33.937	31.191	22.522	20.119	1'47.769	288,0	16:09'47.706	5	34.251	31.270	22.366	20.066	1'47.953	279,8	16:10'06.325
6	33.927	31.344	22.383	20.055	1'47.709	288,0	16:11'35.415	6	34.402	31.239	22.291	20.045	1'47.977	272,7	16:11'54.302
7	33.669	31.286	22.383	20.146	1'47.484	288,0	16:13'22.899	7	36.323	32.250	23.578	29.418	2'01.569P	274,1	16:13'55.871
8	36.760	31.906	22.552	20.268	1'51.486	286,5	16:15'14.385	8	7'16.228	32.647	22.567	19.948	8'31.390P		16:22'27.261
9	33.879	31.271	22.396	26.308	1'53.854P	285,7	16:17'08.239	9	34.185	31.254	22.231	20.020	1'47. 690	279,1	16:24'14.951
10	3'19.204	31.755	22.570	20.201	4'33.730P	288,0	16:21'41.969	10	34.145	31.187	1'25.635	31.013	3'01.980CP	279,8	16:27'16.931
11	33.926	31.123	22.113	20.215	1'47.377	287,2	16:23'29.346	22° 51 E. VIONNET (1'47.881)							
12	35.897	31.192	22.287	20.389	1'49.765	285,7	16:25'19.111	1		34.094	24.152	20.800			16:02'06.979
13	34.094	31.177	24.705	29.871	1'59.847CP	284,2	16:27'18.958	2	34.748	32.136	22.555	20.570	1'50.009	278,4	16:03'56.988
14	3'16.898	31.257	22.088	20.126	4'30.369P		16:31'49.327	3	35.458	31.650	22.502	20.628	1'50.238	283,5	16:05'47.226
15	33.911	30.934	22.138	20.285	1'47. 268	286,5	16:33'36.595	4	34.414	31.608	22.442	20.568	1'49.032	269,3	16:07'36.258
18° 90 T. FINSTERBUSCH (1'47.477)								23° 77 W. TESSELS (1'47.931)							
1		32.996	23.356	20.462			16:02'15.576	1		33.651	22.879	20.575			16:02'45.980
2	34.824	32.138	22.678	20.092	1'49.732	278,4	16:04'05.308	2	34.878	31.945	22.604	20.281	1'49.708	278,4	16:04'35.688
3	34.342	31.841	24.016	21.397	1'51.596	280,5	16:05'56.904	3	34.768	32.178	22.529	20.270	1'49.745	275,5	16:06'25.433
4	34.508	31.498	23.129	20.044	1'49.179	280,5	16:07'46.083	4	34.941	32.025	22.474	20.202	1'49.642	274,8	16:08'15.075
5	33.994	31.310	22.949	19.846	1'48.099	281,3	16:09'34.182	5	34.920	31.854	22.353	20.196	1'49.323	261,5	16:10'04.398
6	34.832	31.759	23.961	28.496	1'59.048P	268,7	16:11'33.230	6	34.376	31.884	22.632	20.304	1'49.196	280,5	16:11'53.594
7	5'06.522	32.170	22.639	20.133	6'21.464P		16:17'54.694	7	36.793	31.977	22.724	29.167	2'00.661P	275,5	16:13'54.255
8	34.131	33.110	22.647	27.353	1'57.241P	279,1	16:19'51.935	8	5'53.467	32.539	25.376	20.463	7'11.845P		16:21'06.100
9	2'47.415	37.904	23.529	20.455	4'09.303P		16:24'01.238	9	34.506	31.586	22.331	19.989	1'48.526	281,3	16:22'54.512
10	34.136	31.195	22.602	20.037	1'47.970	279,1	16:25'49.208	10	34.187	31.220	22.382	20.142	1'47. 931	278,4	16:24'42.443
11	34.427	40.183	26.658	27.974	2'09.242CP	277,6	16:27'58.450	11	37.093	31.629	22.710	20.060	1'51.492C	276,9	16:26'33.935
12	2'38.200	31.548	22.290	19.959	3'51.997P		16:31'50.447	12	39.812	35.107	29.644	30.437	2'15.000CP	279,1	16:28'48.935
13	33.985	31.357	22.321	19.814	1'47. 477	281,3	16:33'37.924	13	1'56.152	31.791	22.389	20.020	3'10.352P		16:31'59.287
19° 68 G. SCOTT (1'47.479)								24° 32 M. MOSER (1'48.079)							
1		32.701	23.418	20.563			16:02'16.696	1		34.309	24.094	20.419			16:02'05.653
2	35.086	31.780	22.889	20.318	1'50.073	273,4	16:04'06.769	2	35.344	31.937	23.008	28.646	1'58.935P	270,7	16:04'04.588
3	34.370	31.584	22.904	20.395	1'49.253	274,8	16:05'56.022	3	5'42.393	32.353	22.953	20.188	6'57.887P		16:11'02.475
4	34.691	31.495	22.650	20.269	1'49.105	279,1	16:07'45.127	4	34.978	31.866	22.987	20.135	1'49.966	271,4	16:12'52.441
5	34.356	31.572	22.783	20.201	1'48.912	275,5	16:09'34.039	5	34.693	31.626	22.711	20.017	1'49.047	270,7	16:14'41.488
6	34.471	31.291	22.880	30.021	1'58.663P	280,5	16:11'32.702	6	34.976	31.815	22.866	28.120	1'57.777P	263,4	16:16'39.265
7	4'18.409	32.309	22.811	20.429	5'33.958P		16:17'06.660	7	4'04.543	32.412	22.856	20.211	5'20.022P		16:21'59.287
8	34.547	31.503	22.444	20.159	1'48.653	277,6	16:18'55.313	20° 34 X. PINSACH (1'47.633)							
9	34.507	31.256	22.427	20.167	1'48.357	272,7	16:20'43.670	1		32.899	23.065	20.575			16:02'16.090
10	34.175	31.394	22.323	19.957	1'47.849	280,5	16:22'31.519	2	35.300	31.821	22.671	20.299	1'50.091	274,1	16:04'06.181
11	34.254	31.498	22.465	20.042	1'48.259	279,1	16:24'19.778	3	34.888	32.125	23.074	20.429	1'50.516	279,1	16:05'56.697
12	34.101	31.002	22.361	20.015	1'47. 479	285,0	16:26'07.257	4	34.581	31.926	24.238	20.428	1'51.173	279,8	16:07'47.870
13	34.253	34.072	29.616	30.193	2'08.134CP	279,1	16:28'15.391	5	34.587	31.235	22.654	20.125	1'48.601	282,0	16:09'36.471
14	2'27.268	31.704	22.682	20.373	3'42.027P		16:31'57.418	6	34.214	31.720	22.666	20.170	1'48.770	283,5	16:11'25.241
15	34.281	35.425	22.410	20.306	1'52.422	274,8	16:33'49.840	7	39.155	32.707	23.086	28.918	2'03.866P	281,3	16:13'29.107
20° 34 X. PINSACH (1'47.633)								24° 32 M. MOSER (1'48.079)							
1		32.899	23.065	20.575			16:02'16.090	1		34.309	24.094	20.419			16:02'05.653
2	35.300	31.821	22.671	20.299	1'50.091	274,1	16:04'06.181	2	35.344	31.937	23.008	28.646	1'58.935P	270,7	16:04'04.588
3	34.888	32.125	23.074	20.429	1'50.516	279,1	16:05'56.697	3	5'42.393	32.353	22.953	20.188	6'57.887P		16:11'02.475
4	34.581	31.926	24.238	20.428	1'51.173	279,8	16:07'47.870	4	34.978	31.866	22.987	20.135	1'49.966	271,4	16:12'52.441
5	34.587	31.235	22.654	20.125	1'48.601	282,0	16:09'36.471	5	34.693	31.626	22.711	20.017	1'49.047	270,7	16:14'41.488
6	34.214	31.720	22.666	20.170	1'48.770	283,5	16:11'25.241	6	34.976	31.815	22.866	28.120	1'57.777P	263,4	16:16'39.265
7	39.155	32.707	23.086	28.918	2'03.866P	281,3	16:13'29.107	7	4'04.543	32.412	22.856	20.211	5'20.022P		16:21'59.287

16/09/2017

P = Pits In/Out - C = Lap-Time Cancelled

These data/results cannot be reproduced, stored and/or transmitted in whole or in part by any manner of electronic, mechanical, photocopying, recording, broadcasting or otherwise now known or herein after developed without the previous express consent by the copyright owner, except for reproduction in daily press and regular printed publications on sale to the public within 60 days of the event related to those data/results and always provided that copyright symbol appears together as follows below.

© DORNA WSBK ORGANIZATION Srl 2017

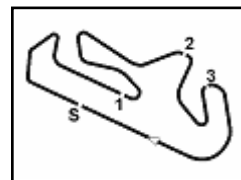
FIKR PERUGIA TIMING



Official Tyre Supplier



Official Timekeeper



Portimao 4.592 m

Portuguese Round, 15-16-17 September 2017

Superstock 1000 - Chronological Analysis Qualifying

8	34.568	31.327	22.349	19.835	1'48.079	273,4	16:23'47.366
9	34.510	31.301	22.672	20.016	1'48.499	271,4	16:25'35.865
10	34.570	31.525	31.987	33.366	2'11.448CP	268,7	16:27'47.313
11	3'11.165	33.639	22.890	20.008	4'27.702P		16:32'15.015
12	35.033	31.478	22.545	19.886	1'48.942	271,4	16:34'03.957

25° 81 A. BERNARDI (1'48.701)

Lap	Seg.1	Seg.2	Seg.3	Seg.4	Lap Time	km/h	Local Time
1		32.851	25.241	21.741			16:02'21.119
2	35.508	31.838	22.442	20.524	1'50.312	256,5	16:04'11.431
3	34.600	31.340	22.459	20.351	1'48.750	274,1	16:06'00.181
4	34.274	38.977	22.343	20.373	1'55.967	272,0	16:07'56.148
5	34.413	31.555	22.249	20.501	1'48.718	272,0	16:09'44.866
6	40.535	32.933	22.804	29.317	2'05.589P	271,4	16:11'50.455
7	7'56.493	32.887	25.003	20.881	9'15.264P		16:21'05.719
8	35.639	31.431	22.379	20.239	1'49.688	271,4	16:22'55.407
9	34.674	31.445	22.239	20.343	1'48.701	272,0	16:24'44.108
10	34.443	31.532	22.297	20.401	1'48.673C	271,4	16:26'32.781
11	44.718	39.597	26.159	30.343	2'20.817CP	270,7	16:28'53.598
12	2'33.174	32.314	22.501	20.616	3'48.605P		16:32'42.203
13	34.643	31.477	22.169	20.486	1'48.775	273,4	16:34'30.978

26° 46 M. CUDEVILLE (1'49.043)

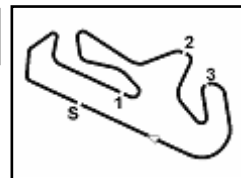
Lap	Seg.1	Seg.2	Seg.3	Seg.4	Lap Time	km/h	Local Time
1		33.633	24.254	20.904			16:02'09.643
2	35.266	32.234	22.948	20.388	1'50.836	274,8	16:04'00.479
3	35.008	32.070	22.644	20.356	1'50.078	270,7	16:05'50.557
4	35.219	32.758	22.973	28.944	1'59.894P	270,7	16:07'50.451
5	5'20.377	35.235	25.979	21.515	6'43.106P		16:14'33.557
6	35.057	31.678	22.458	20.195	1'49.388	270,0	16:16'22.945
7	34.734	31.786	22.381	20.142	1'49.043	271,4	16:18'11.988
8	38.005	32.326	23.280	27.501	2'01.112P	270,0	16:20'13.100
9	3'26.170	34.230	22.921	20.466	4'43.787P		16:24'56.887

16/09/2017

P = Pits In/Out - C = Lap-Time Cancelled

These data/results cannot be reproduced, stored and/or transmitted in whole or in part by any manner of electronic, mechanical, photocopying, recording, broadcasting or otherwise now known or herein after developed without the previous express consent by the copyright owner, except for reproduction in daily press and regular printed publications on sale to the public within 60 days of the event related to those data/results and always provided that copyright symbol appears together as follows below.

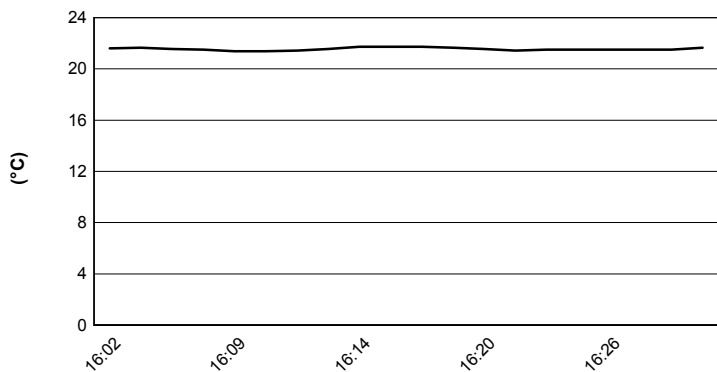
© DORNA WSBK ORGANIZATION Srl 2017



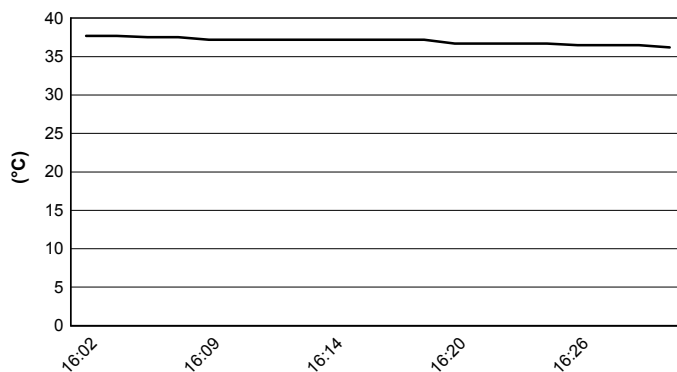
Portimao 4.592 m

Portuguese Round, 15-16-17 September 2017
Superstock 1000 - Weather Report Qualifying
 Session started 16:00 - Session ended 16:35

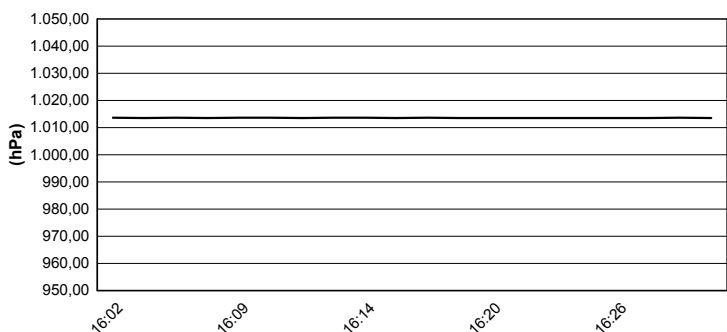
Air Temperature



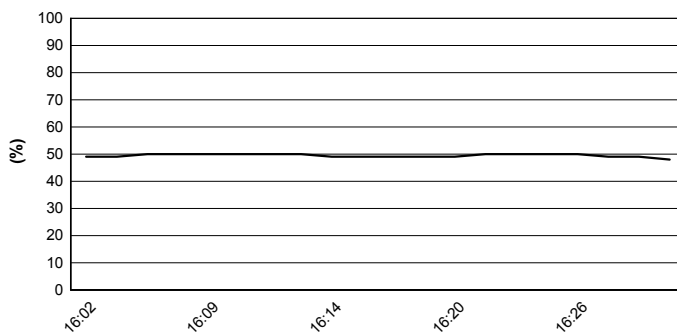
Track Temperature



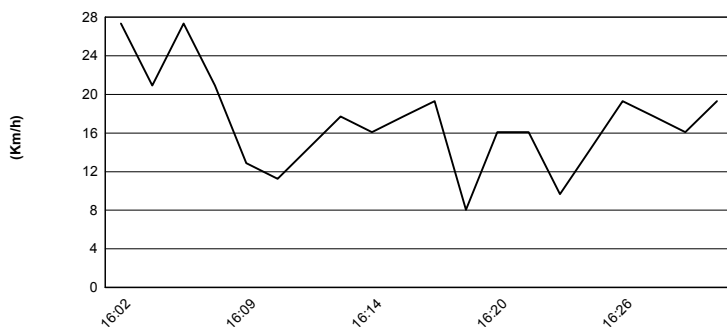
Air Pressure



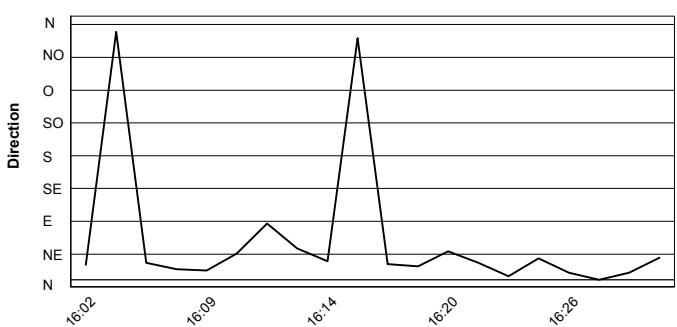
Humidity



Wind Speed



Wind Direction



16/09/2017

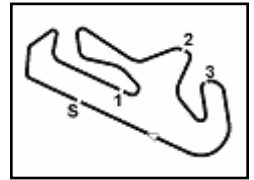
These data/results cannot be reproduced, stored and/or transmitted in whole or in part by any manner of electronic, mechanical, photocopying, recording, broadcasting or otherwise now known or herein after developed without the previous express consent by the copyright owner, except for reproduction in daily press and regular printed publications on sale to the public within 60 days of the event related to those data/results and always provided that copyright symbol appears together as follows below.

© DORNA WSBK ORGANIZATION Srl 2017





5.6
STK1000
 120/07



Portimao 4.592 m

Portuguese Round, 15-16-17 September 2017

Superstock 1000 - Provisional Starting Grid

14 Laps x 4,592 km = 64,288 km

1	21 MARINO F. Yamaha 1'44.936	2	57 JONES M. Ducati 1'44.956	3	2 TAMBURINI R. Yamaha 1'45.125
2	54 RAZGATLIOGLU T. Kawasaki 1'45.162	5	71 SCHEIB M. Aprilia 1'45.193	6	11 GUARNONI J. Kawasaki 1'45.238
3	23 SANDI F. BMW 1'45.256	8	12 RINALDI M. Ducati 1'45.577	9	5 FACCANI M. BMW 1'45.687
4	70 VITALI L. Aprilia 1'45.924	11	41 D'ANNUNZIO F. BMW 1'45.945	12	3 SUCHET S. BMW 1'45.955
5	55 MYKHALCHYK I. Kawasaki 1'46.583	14	16 RUIU G. Yamaha 1'46.647	15	18 CECCHINI R. BMW 1'47.014
6	19 PUFFE J. BMW 1'47.268	17	90 FINSTERBUSCH T. Kawasaki 1'47.477	18	68 SCOTT G. Kawasaki 1'47.479
7	34 PINSACH X. Kawasaki 1'47.633	20	59 SCHACHT A. Ducati 1'47.690	21	51 VIONNET E. BMW 1'47.881
8	6 PUSCEDDU E. BMW 1'47.211	23	77 TESSELS W. Kawasaki 1'47.931	24	32 MOSER M. Kawasaki 1'48.079
9	81 BERNARDI A. Yamaha 1'48.701	26	46 CUDEVILLE M. Kawasaki 1'49.043		

The N.6 (Pusceddu E.) has been demoted by 6 grid positions according to Art. 1.21.2

16/09/2017 Jury President

..... Race Director

These data/results cannot be reproduced, stored and/or transmitted in whole or in part by any manner of electronic, mechanical, photocopying, recording, broadcasting or otherwise now known or herein after developed without the previous express consent by the copyright owner, except for reproduction in daily press and regular printed publications on sale to the public within 60 days of the event related to those data/results and always provided that copyright symbol appears together as follows below.

© DORNA WSBK ORGANIZATION Srl 2017

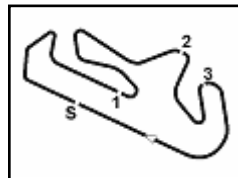
FIKR PERUGIA TIMING



Official Tyre Supplier



Official Timekeeper



Portimao 4.592 m

Portuguese Round, 15-16-17 September 2017

Superstock 1000 - Pole Ranking

	2014	2015	2016	2017
01 Motorland Aragon	Mercado (Arg) Duc 2'01.610 (158,2 Km/h)	Savadori (Ita) Apr 1'52.577 (162,4 Km/h)	Marino (Fra) Yam 1'52.773 (162,1 Km/h)	Rinaldi (Ita) Duc 1'52.245 (162,8 Km/h)
02 TT Circuit Assen	Savadori (Ita) Kaw 1'38.252 (166,4 Km/h)	Savadori (Ita) Apr 1'36.998 (168,6 Km/h)	Russo (Ita) Yam 1'38.248 (166,4 Km/h)	Marino (Fra) Yam 1'36.775 (169,0 Km/h)
03 Autodromo Internazionale Enzo e Dino	Massei (Ita) Duc 1'50.351 (161,0 Km/h)	Jezek (Cze) Duc 1'49.071 (162,9 Km/h)	Tamburini (Ita) Apr 1'49.672 (162,0 Km/h)	Rinaldi (Ita) Duc 1'49.113 (162,9 Km/h)
04 Donington Park		Tamburini (Ita) Bmw 1'29.449 (161,9 Km/h)	De Rosa (Ita) Bmw 1'29.515 (161,8 Km/h)	Rinaldi (Ita) Duc 1'29.587 (161,7 Km/h)
05 Misano World Circuit "Marco Simoncelli"	Savadori (Ita) Kaw 1'38.974 (153,7 Km/h)	Savadori (Ita) Apr 1'36.384 (157,8 Km/h)	Faccani (Ita) Duc 1'37.321 (156,3 Km/h)	Rinaldi (Ita) Duc 1'37.237 (156,5 Km/h)
06 Lausitzring			De Rosa (Ita) Bmw 1'38.819 (155,4 Km/h)	Sandi (Ita) Bmw 1'38.268 (156,2 Km/h)
07 Autódromo Internacional do Algarve	Savadori (Ita) Kaw 1'46.802 (154,8 Km/h)	Tamburini (Ita) Bmw 1'44.522 (158,2 Km/h)		Marino (Fra) Yam 1'44.936 (157,5 Km/h)
08 Magny-Cours	Savadori (Ita) Kaw 1'40.781 (157,6 Km/h)	Guarnoni (Fra) Yam 1'57.937 (134,6 Km/h)	Mahias (Fra) Yam 1'39.922 (158,9 Km/h)	
09 Jerez	Mercado (Arg) Duc 1'45.018 (151,6 Km/h)	Tamburini (Ita) Bmw 1'44.188 (152,8 Km/h)	Tamburini (Ita) Apr 1'43.718 (153,5 Km/h)	

2017

- 4 M. Rinaldi
- 2 **F. Marino**
- 1 F. Sandi

ALL TIMES

- | | | | |
|--------------------|--------------------|----------------|--------------|
| 14 S. Barrier | 4 M. Pirro | 2 L. Mercado | 1 B. Staring |
| 13 A. Badovini | 4 M. Rinaldi | 2 R. De Rosa | 1 F. Massei |
| 7 W. Tortoroglio | 3 C. Burns | 1 D. Jefferies | 1 F. Sandi |
| 7 V. Iannuzzo | 3 M. Fabrizio | 1 F. Foret | 1 R. Russo |
| 7 C. Corti | 3 E. La Marra | 1 J. Morley | 1 M. Faccani |
| 7 L. Savadori | 3 J. Guarmoni | 1 G. Mason | 1 L. Mahias |
| 6 X. Simeon | 3 F. Marino | 1 C. Vermeulen | |
| 6 D. Petrucci | 2 S. Nebel | 1 M. Nutt | |
| 5 G. Vizziello | 2 J. Ellison | 1 R. Chiarello | |
| 5 M. Berger | 2 F. Capriotti | 1 I. Sala | |
| 5 R. Tamburini | 2 L. Alfonsi | 1 M. Bauer | |
| 4 K. Harris | 2 D. Oliver | 1 B. Veneman | |
| 4 D. Van Keymeulen | 2 A. Polita | 1 M. Smrz | |
| 4 K. Sofuoglu | 2 I. Dionisi | 1 M. Baiocco | |
| 4 N. Canepa | 2 L. Lanzi | 1 I. Silva | |
| 4 D. Giugliano | 2 L. Scassa | 1 O. Jezek | |
| 4 B. Roberts | 2 M. Roccoli | 1 L. Baz | |

16/09/2017

These data/results cannot be reproduced, stored and/or transmitted in whole or in part by any manner of electronic, mechanical, photocopying, recording, broadcasting or otherwise now known or herein after developed without the previous express consent by the copyright owner, except for reproduction in daily press and regular printed publications on sale to the public within 60 days of the event related to those data/results and always provided that copyright symbol appears together as follows below.

© DORNA WSBK ORGANIZATION Srl 2017

FIAT PERUGIA TIMING


Official Tyre Supplier



Official Timekeeper