

Portimao 4.592 m

1 / 2

### Portuguese Round, 15-16-17 September 2017

### Superstock 1000 - Results Warm Up

No.	Rider	Nat	Team	Bike	Time	Gap	Rel.	Laps	Speed	
									Avg	Max
1	54 T. RAZGATLIOGLU	TUR	Kawasaki Puccetti Racing	Kawasaki ZX-10RR	<b>1'45.064</b>			8	157,344	<b>301,7</b>
2	23 F. SANDI	ITA	Berclaz Racing Team	BMW S 1000 RR	<b>1'45.224</b>	0.160	0.160	7	157,105	<b>298,3</b>
3	2 R. TAMBURINI	ITA	PATA Yamaha Official STK 1000 Team	Yamaha YZF R1	<b>1'45.257</b>	0.193	0.033	7	157,056	<b>300,0</b>
4	21 F. MARINO	FRA	PATA Yamaha Official STK 1000 Team	Yamaha YZF R1	<b>1'45.257</b>	0.193	0.000	7	157,056	<b>300,8</b>
5	57 M. JONES	AUS	Aruba.it Racing - Junior Team	Ducati Panigale R	<b>1'45.420</b>	0.356	0.163	8	156,813	<b>295,1</b>
6	11 J. GUARNONI	FRA	Pedercini Racing Kawasaki	Kawasaki ZX-10RR	<b>1'45.430</b>	0.366	0.010	7	156,798	<b>297,5</b>
7	71 M. SCHEIB	CHI	Nuova M2 Racing	Aprilia RSV4 RF	<b>1'45.639</b>	0.575	0.209	8	156,488	<b>298,3</b>
8	5 M. FACCANI	ITA	Althea BMW Racing Team	BMW S 1000 RR	<b>1'45.766</b>	0.702	0.127	7	156,300	<b>299,2</b>
9	55 I. MYKHALCHYK	UKR	TripleM Racing	Kawasaki ZX-10RR	<b>1'45.812</b>	0.748	0.046	7	156,232	<b>295,9</b>
10	3 S. SUCHET	SUI	Berclaz Racing Team	BMW S 1000 RR	<b>1'45.875</b>	0.811	0.063	7	156,139	<b>300,8</b>
11	70 L. VITALI	ITA	Nuova M2 Racing	Aprilia RSV4 RF	<b>1'45.976</b>	0.912	0.101	5	155,990	<b>290,3</b>
12	12 M. RINALDI	ITA	Aruba.it Racing - Junior Team	Ducati Panigale R	<b>1'46.041</b>	0.977	0.065	7	155,894	<b>294,3</b>
13	18 R. CECCHINI	ITA	2R Road Racing	BMW S 1000 RR	<b>1'46.635</b>	1.571	0.594	7	155,026	<b>297,5</b>
14	41 F. D'ANNUNZIO	ITA	FDA Racing Team	BMW S 1000 RR	<b>1'46.640</b>	1.576	0.005	8	155,019	<b>284,2</b>
15	19 J. PUFFE	GER	Althea MF84	BMW S 1000 RR	<b>1'46.891</b>	1.827	0.251	8	154,655	<b>299,2</b>
16	77 W. TESSELS	NED	Agro On-Benjan-Kawasaki	Kawasaki ZX-10RR	<b>1'47.136</b>	2.072	0.245	8	154,301	<b>288,8</b>
17	6 E. PUSCEDDU	ITA	D.K.Racing	BMW S 1000 RR	<b>1'47.625</b>	2.561	0.489	7	153,600	<b>291,9</b>
18	90 T. FINSTERBUSCH	GER	Agro On-Benjan-Kawasaki	Kawasaki ZX-10RR	<b>1'47.761</b>	2.697	0.136	7	153,406	<b>294,3</b>
19	34 X. PINSACH	ESP	ETG Racing	Kawasaki ZX-10RR	<b>1'47.828</b>	2.764	0.067	8	153,311	<b>286,5</b>
20	59 A. SCHACHT	DEN	EAB Schacht Racing Team	Ducati Panigale R	<b>1'47.893</b>	2.829	0.065	7	153,218	<b>287,2</b>
21	81 A. BERNARDI	ITA	TheBlackSheepTeam	Yamaha YZF R1	<b>1'48.032</b>	2.968	0.139	7	153,021	<b>291,1</b>
22	32 M. MOSER	GER	TripleM Racing	Kawasaki ZX-10RR	<b>1'48.234</b>	3.170	0.202	7	152,736	<b>285,0</b>
23	51 E. VIONNET	SUI	Motors Vionnet	BMW S 1000 RR	<b>1'48.267</b>	3.203	0.033	4	152,689	<b>293,5</b>
24	68 G. SCOTT	AUS	Agro On-Benjan-Kawasaki	Kawasaki ZX-10RR	<b>1'48.294</b>	3.230	0.027	8	152,651	<b>290,3</b>
25	46 M. CUDEVILLE	FRA	Leader Team Flembbo	Kawasaki ZX-10RR	<b>1'49.059</b>	3.995	0.765	4	151,580	<b>285,0</b>
26	16 G. RUIU	ITA	Team Trasimeno	Yamaha YZF R1				0		<b>279,8</b>

AIR	Humidity:	41%	Temp:	19°C
TRACK	Condition:	Dry	Temp:	23°C

Records	Pole (QP)	2015 R.Tamburini	1'44.522	158,160	Km/h
	Race (RC)	2015 K.Coghlan	1'44.839	157,680	Km/h
	Circuit (QP)	2015 R.Tamburini	1'44.522	158,160	Km/h

Start 17/09/2017 09:25 End 09:41 The results are provisional until the end of the time limit for protests and appeals and the completion of the technical checks.

These data/results cannot be reproduced, stored and/or transmitted in whole or in part by any manner of electronic, mechanical, photocopying, recording, broadcasting or otherwise now known or herein after developed without the previous express consent by the copyright owner, except for reproduction in daily press and regular printed publications on sale to the public within 60 days of the event related to those data/results and always provided that copyright symbol appears together as follows below.

© DORNA WSBK ORGANIZATION Srl 2017

### Portuguese Round, 15-16-17 September 2017

### Superstock 1000 - Results Warm Up

#### Session Highlights

Local Time	No. Rider	Description
09.25.00		Start
09.27.37	16 G. RUIU	Crashed - Turn 4
09.29.44	81 A. BERNARDI	On the Gravel - Re-Joined - Turn 1
09.33.13	51 E. VIONNET	On the Gravel - Re-Joined - Turn 3
09.33.58	59 A. SCHACHT	On the Gravel - Re-Joined - Turn 5
09.34.01	32 M. MOSER	On the Gravel - Re-Joined - Turn 1
09.34.09	55 I. MYKHALCHYK	On the Gravel - Re-Joined - Turn 3
09.34.54	18 R. CECCHINI	On the Gravel - Turn 1
09.36.59	41 F. D'ANNUNZIO	Technical Problem - Turn 5
09.37.13	41 F. D'ANNUNZIO	Re-joined
09.37.56	2 R. TAMBURINI	On the Gravel - Re-Joined - Turn 3
09.41.52		End Of Session

#### Fastest Laps Sequence

No.	Rider	Nat	Team	Bike	Local Time	Time	Gap	Avg
54	T. RAZGATLIOGLU	TUR	Kawasaki Puccetti Racing	Kawasaki ZX-10RR	09:28'40.844	<b>1'47.683</b>		153,517
12	M. RINALDI	ITA	Aruba.it Racing - Junior Team	Ducati Panigale R	09:28'44.965	<b>1'47.619</b>	-0.064	153,609
71	M. SCHEIB	CHI	Nuova M2 Racing	Aprilia RSV4 RF	09:29'08.603	<b>1'46.150</b>	-1.469	155,734
23	F. SANDI	ITA	Berclaz Racing Team	BMW S 1000 RR	09:29'25.965	<b>1'46.133</b>	-0.017	155,759
54	T. RAZGATLIOGLU	TUR	Kawasaki Puccetti Racing	Kawasaki ZX-10RR	09:30'26.742	<b>1'45.898</b>	-0.235	156,105
23	F. SANDI	ITA	Berclaz Racing Team	BMW S 1000 RR	09:31'11.189	<b>1'45.224</b>	-0.674	157,105
54	T. RAZGATLIOGLU	TUR	Kawasaki Puccetti Racing	Kawasaki ZX-10RR	09:37'31.171	<b>1'45.064</b>	-0.160	157,344

Start 09:25 End 09:41 The results are provisional until the end of the time limit for protests and appeals and the completion of the technical checks.

These data/results cannot be reproduced, stored and/or transmitted in whole or in part by any manner of electronic, mechanical, photocopying, recording, broadcasting or otherwise now known or herein after developed without the previous express consent by the copyright owner, except for reproduction in daily press and regular printed publications on sale to the public within 60 days of the event related to those data/results and always provided that copyright symbol appears together as follows below.

© DORNA WSBK ORGANIZATION Srl 2017

### Portuguese Round, 15-16-17 September 2017

#### Superstock 1000 - Best Sector & Speed Warm Up

BEST LAP			
1	54 T. RAZGATLIOGLU	Kawasaki ZX-10RR	1'45.064
2	23 F. SANDI	BMW S 1000 RR	1'45.224
3	2 R. TAMBURINI	Yamaha YZF R1	1'45.257
4	21 F. MARINO	Yamaha YZF R1	1'45.257
5	57 M. JONES	Ducati Panigale R	1'45.420
6	11 J. GUARNONI	Kawasaki ZX-10RR	1'45.430
7	71 M. SCHEIB	Aprilia RSV4 RF	1'45.639
8	5 M. FACCANI	BMW S 1000 RR	1'45.766
9	55 I. MYKHALCHYK	Kawasaki ZX-10RR	1'45.812
10	3 S. SUCHET	BMW S 1000 RR	1'45.875
11	70 L. VITALI	Aprilia RSV4 RF	1'45.976
12	12 M. RINALDI	Ducati Panigale R	1'46.041
13	18 R. CECCHINI	BMW S 1000 RR	1'46.635
14	41 F. D'ANNUNZIO	BMW S 1000 RR	1'46.640
15	19 J. PUFFE	BMW S 1000 RR	1'46.891
16	77 W. TESSELS	Kawasaki ZX-10RR	1'47.136
17	6 E. PUSCEDDU	BMW S 1000 RR	1'47.625
18	90 T. FINSTERBUSCH	Kawasaki ZX-10RR	1'47.761
19	34 X. PINSACH	Kawasaki ZX-10RR	1'47.828
20	59 A. SCHACHT	Ducati Panigale R	1'47.893
21	81 A. BERNARDI	Yamaha YZF R1	1'48.032
22	32 M. MOSER	Kawasaki ZX-10RR	1'48.234
23	51 E. VIONNET	BMW S 1000 RR	1'48.267
24	68 G. SCOTT	Kawasaki ZX-10RR	1'48.294
25	46 M. CUDEVILLE	Kawasaki ZX-10RR	1'49.059
26	16 G. RUIU	Yamaha YZF R1	

SPEED			
1	54 T. RAZGATLIOGLU	Kawasaki ZX-10RR	301,7
2	21 F. MARINO	Yamaha YZF R1	300,8
3	3 S. SUCHET	BMW S 1000 RR	300,8
4	2 R. TAMBURINI	Yamaha YZF R1	300,0
5	19 J. PUFFE	BMW S 1000 RR	299,2
6	5 M. FACCANI	BMW S 1000 RR	299,2
7	23 F. SANDI	BMW S 1000 RR	298,3
8	71 M. SCHEIB	Aprilia RSV4 RF	298,3
9	11 J. GUARNONI	Kawasaki ZX-10RR	297,5
10	18 R. CECCHINI	BMW S 1000 RR	297,5
11	55 I. MYKHALCHYK	Kawasaki ZX-10RR	295,9
12	57 M. JONES	Ducati Panigale R	295,1
13	90 T. FINSTERBUSCH	Kawasaki ZX-10RR	294,3
14	12 M. RINALDI	Ducati Panigale R	294,3
15	51 E. VIONNET	BMW S 1000 RR	293,5
16	6 E. PUSCEDDU	BMW S 1000 RR	291,9
17	81 A. BERNARDI	Yamaha YZF R1	291,1
18	70 L. VITALI	Aprilia RSV4 RF	290,3
19	68 G. SCOTT	Kawasaki ZX-10RR	290,3
20	77 W. TESSELS	Kawasaki ZX-10RR	288,8
21	59 A. SCHACHT	Ducati Panigale R	287,2
22	34 X. PINSACH	Kawasaki ZX-10RR	286,5
23	32 M. MOSER	Kawasaki ZX-10RR	285,0
24	46 M. CUDEVILLE	Kawasaki ZX-10RR	285,0
25	41 F. D'ANNUNZIO	BMW S 1000 RR	284,2
26	16 G. RUIU	Yamaha YZF R1	279,8

SEG. 1		
1	54 T. RAZGATLIOGLU	33.054
2	23 F. SANDI	33.158
3	21 F. MARINO	33.193
4	2 R. TAMBURINI	33.240
5	71 M. SCHEIB	33.282
6	5 M. FACCANI	33.354
7	11 J. GUARNONI	33.370
8	12 M. RINALDI	33.496
9	3 S. SUCHET	33.523
10	55 I. MYKHALCHYK	33.536
11	19 J. PUFFE	33.546
12	57 M. JONES	33.555
13	70 L. VITALI	33.640
14	18 R. CECCHINI	33.709
15	51 E. VIONNET	33.861
16	41 F. D'ANNUNZIO	33.919
17	77 W. TESSELS	33.932
18	6 E. PUSCEDDU	34.062
19	90 T. FINSTERBUSCH	34.093
20	81 A. BERNARDI	34.153
21	34 X. PINSACH	34.198
22	59 A. SCHACHT	34.235
23	32 M. MOSER	34.291
24	68 G. SCOTT	34.358
25	46 M. CUDEVILLE	34.557

SEG. 2		
1	54 T. RAZGATLIOGLU	30.536
2	11 J. GUARNONI	30.564
3	21 F. MARINO	30.593
4	2 R. TAMBURINI	30.613
5	71 M. SCHEIB	30.616
6	57 M. JONES	30.624
7	23 F. SANDI	30.664
8	70 L. VITALI	30.667
9	19 J. PUFFE	30.777
10	3 S. SUCHET	30.782
11	55 I. MYKHALCHYK	30.797
12	5 M. FACCANI	30.822
13	18 R. CECCHINI	30.866
14	12 M. RINALDI	30.914
15	41 F. D'ANNUNZIO	30.917
16	77 W. TESSELS	31.237
17	81 A. BERNARDI	31.287
18	59 A. SCHACHT	31.326
19	6 E. PUSCEDDU	31.330
20	34 X. PINSACH	31.370
21	32 M. MOSER	31.440
22	90 T. FINSTERBUSCH	31.446
23	68 G. SCOTT	31.484
24	51 E. VIONNET	31.511
25	46 M. CUDEVILLE	31.800
26	16 G. RUIU	32.105

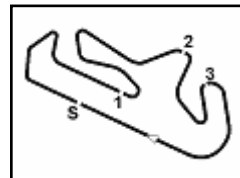
SEG. 3		
1	57 M. JONES	21.634
2	11 J. GUARNONI	21.704
3	21 F. MARINO	21.758
4	23 F. SANDI	21.802
5	54 T. RAZGATLIOGLU	21.805
6	70 L. VITALI	21.830
7	3 S. SUCHET	21.835
8	2 R. TAMBURINI	21.836
9	55 I. MYKHALCHYK	21.872
10	71 M. SCHEIB	21.947
11	12 M. RINALDI	21.992
12	5 M. FACCANI	22.020
13	77 W. TESSELS	22.040
14	81 A. BERNARDI	22.107
15	41 F. D'ANNUNZIO	22.150
16	18 R. CECCHINI	22.151
17	19 J. PUFFE	22.181
18	90 T. FINSTERBUSCH	22.207
19	68 G. SCOTT	22.256
20	51 E. VIONNET	22.273
21	59 A. SCHACHT	22.275
22	6 E. PUSCEDDU	22.294
23	34 X. PINSACH	22.432
24	32 M. MOSER	22.450
25	46 M. CUDEVILLE	22.567
26	16 G. RUIU	22.707

SEG. 4		
1	23 F. SANDI	19.344
2	54 T. RAZGATLIOGLU	19.365
3	55 I. MYKHALCHYK	19.470
4	5 M. FACCANI	19.482
5	41 F. D'ANNUNZIO	19.501
6	3 S. SUCHET	19.520
7	2 R. TAMBURINI	19.524
8	57 M. JONES	19.551
9	21 F. MARINO	19.552
10	71 M. SCHEIB	19.563
11	12 M. RINALDI	19.639
12	11 J. GUARNONI	19.653
13	70 L. VITALI	19.662
14	32 M. MOSER	19.689
15	6 E. PUSCEDDU	19.699
16	34 X. PINSACH	19.708
17	19 J. PUFFE	19.732
18	18 R. CECCHINI	19.744
19	77 W. TESSELS	19.772
20	16 G. RUIU	19.830
21	59 A. SCHACHT	19.837
22	81 A. BERNARDI	19.918
23	68 G. SCOTT	19.962
24	90 T. FINSTERBUSCH	20.015
25	51 E. VIONNET	20.042
26	46 M. CUDEVILLE	20.058

17/09/2017

These data/results cannot be reproduced, stored and/or transmitted in whole or in part by any manner of electronic, mechanical, photocopying, recording, broadcasting or otherwise now known or herein after developed without the previous express consent by the copyright owner, except for reproduction in daily press and regular printed publications on sale to the public within 60 days of the event related to those data/results and always provided that copyright symbol appears together as follows below.

© DORNA WSBK ORGANIZATION Srl 2017



Portimao 4.592 m

### Portuguese Round, 15-16-17 September 2017

### Superstock 1000 - Ideal Times Warm Up

Rider No.	Nat	Bike	Seg. 1 Diff. 1	Seg. 2 Diff. 2	Seg. 3 Diff. 3	Seg. 4 Diff. 4	Ideal Time			
							Best Lap	Pos.	Diff.	
1	54 T. RAZGATLIOGLU	TUR	Kawasaki ZX-10RR	33.054 0.175	30.536	21.805 0.129	19.365	1'44.760 1'45.064	2	0.304
2	23 F. SANDI	ITA	BMW S 1000 RR	33.158	30.664 0.063	21.802 0.065	19.344 0.128	1'44.968 1'45.224	3	0.256
3	21 F. MARINO	FRA	Yamaha YZF R1	33.193	30.593	21.758 0.059	19.552 0.102	1'45.096 1'45.257	5	0.161
4	2 R. TAMBURINI	ITA	Yamaha YZF R1	33.240	30.613	21.836	19.524 0.044	1'45.213 1'45.257	4	0.044
5	11 J. GUARNONI	FRA	Kawasaki ZX-10RR	33.370	30.564 0.007	21.704 0.077	19.653 0.055	1'45.291 1'45.430	7	0.139
6	57 M. JONES	AUS	Ducati Panigale R	33.555	30.624 0.045	21.634	19.551 0.011	1'45.364 1'45.420	6	0.056
7	71 M. SCHEIB	CHI	Aprilia RSV4 RF	33.282 0.118	30.616 0.071	21.947 0.041	19.563 0.001	1'45.408 1'45.639	8	0.231
8	3 S. SUCHET	SUI	BMW S 1000 RR	33.523 0.117	30.782	21.835	19.520 0.098	1'45.660 1'45.875	11	0.215
9	55 I. MYKHALCHYK	UKR	Kawasaki ZX-10RR	33.536	30.797 0.137	21.872	19.470	1'45.675 1'45.812	10	0.137
10	5 M. FACCANI	ITA	BMW S 1000 RR	33.354	30.822	22.020 0.011	19.482 0.077	1'45.678 1'45.766	9	0.088
11	70 L. VITALI	ITA	Aprilia RSV4 RF	33.640	30.667 0.142	21.830	19.662 0.035	1'45.799 1'45.976	12	0.177
12	12 M. RINALDI	ITA	Ducati Panigale R	33.496	30.914	21.992	19.639	1'46.041 1'46.041	13	
13	19 J. PUFFE	GER	BMW S 1000 RR	33.546 0.432	30.777	22.181 0.223	19.732	1'46.236 1'46.891	16	0.655
14	18 R. CECCHINI	ITA	BMW S 1000 RR	33.709	30.866	22.151	19.744 0.165	1'46.470 1'46.635	14	0.165
15	41 F. D'ANNUNZIO	ITA	BMW S 1000 RR	33.919	30.917 0.049	22.150 0.023	19.501 0.081	1'46.487 1'46.640	15	0.153
16	77 W. TESSELS	NED	Kawasaki ZX-10RR	33.932 0.143	31.237	22.040	19.772 0.012	1'46.981 1'47.136	17	0.155
17	6 E. PUSCEDDU	ITA	BMW S 1000 RR	34.062	31.330	22.294 0.081	19.699 0.159	1'47.385 1'47.625	18	0.240
18	81 A. BERNARDI	ITA	Yamaha YZF R1	34.153 0.220	31.287	22.107 0.155	19.918 0.192	1'47.465 1'48.032	22	0.567
19	59 A. SCHACHT	DEN	Ducati Panigale R	34.235	31.326	22.275	19.837 0.220	1'47.673 1'47.893	21	0.220
20	51 E. VIONNET	SUI	BMW S 1000 RR	33.861	31.511 0.426	22.273	20.042 0.154	1'47.687 1'48.267	24	0.580
21	34 X. PINSACH	ESP	Kawasaki ZX-10RR	34.198 0.116	31.370 0.004	22.432	19.708	1'47.708 1'47.828	20	0.120
22	90 T. FINSTERBUSCH	GER	Kawasaki ZX-10RR	34.093	31.446	22.207	20.015	1'47.761 1'47.761	19	
23	32 M. MOSER	GER	Kawasaki ZX-10RR	34.291 0.242	31.440	22.450	19.689 0.122	1'47.870 1'48.234	23	0.364
24	68 G. SCOTT	AUS	Kawasaki ZX-10RR	34.358	31.484	22.256 0.075	19.962 0.159	1'48.060 1'48.294	25	0.234
25	46 M. CUDEVILLE	FRA	Kawasaki ZX-10RR	34.557	31.800	22.567	20.058 0.077	1'48.982 1'49.059	26	0.077
<b>Overall Ideal Time</b>				33.054	30.536	21.634	19.344	1'44.568		

17/09/2017

These data/results cannot be reproduced, stored and/or transmitted in whole or in part by any manner of electronic, mechanical, photocopying, recording, broadcasting or otherwise now known or herein after developed without the previous express consent by the copyright owner, except for reproduction in daily press and regular printed publications on sale to the public within 60 days of the event related to those data/results and always provided that copyright symbol appears together as follows below.

© DORNA WSBK ORGANIZATION Srl 2017

**PIRELLI PERUGIA TIMING**


Official Tyre Supplier

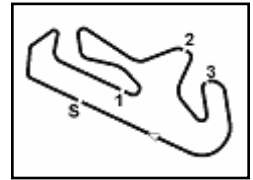


Official Timekeeper



**6.4**

**STK1000**  
**120/07**



Portimao 4.592 m

1 / 3

### Portuguese Round, 15-16-17 September 2017

#### Superstock 1000 - Chronological Analysis Warm Up

1° 54 T. RAZGATLIOGLU (1'45.064)							
Lap	Seg.1	Seg.2	Seg.3	Seg.4	Lap Time	km/h	Local Time
1		31.372	22.704	19.596			9:26'53.161
2	34.833	31.097	22.245	19.508	1'47.683	299,2	9:28'40.844
3	33.538	30.848	22.048	19.464	1'45.898	296,7	9:30'26.742
4	33.334	30.822	<b>21.805</b>	19.553	1'45.514	299,2	9:32'12.256
5	36.425	30.803	21.966	19.400	1'48.594	300,0	9:34'00.850
6	33.143	30.662	22.022	19.430	1'45.257	300,8	9:35'46.107
7	33.229	<b>30.536</b>	21.934	<b>19.365</b>	<b>1'45.064</b>	299,2	9:37'31.171
8	33.142	30.714	22.034	19.386	1'45.276	<b>301,7</b>	9:39'16.447
9	<b>33.054</b>	30.788	22.000	19.383	1'45.225	297,5	9:41'01.672

2° 23 F. SANDI (1'45.224)							
Lap	Seg.1	Seg.2	Seg.3	Seg.4	Lap Time	km/h	Local Time
1		32.217	22.601	19.604			9:27'39.832
2	33.696	30.909	22.184	<b>19.344</b>	1'46.133	<b>298,3</b>	9:29'25.965
3	<b>33.158</b>	30.727	21.867	19.472	<b>1'45.224</b>	<b>298,3</b>	9:31'11.189
4	33.308	30.764	21.847	19.509	1'45.428	288,8	9:32'56.617
5	34.538	30.877	22.021	19.570	1'47.006	281,3	9:34'43.623
6	33.253	30.795	<b>21.802</b>	19.566	1'45.416	<b>298,3</b>	9:36'29.039
7	33.389	<b>30.664</b>	21.863	19.523	1'45.439	288,8	9:38'14.478
8	33.414	30.692	21.858	19.560	1'45.524	286,5	9:40'00.002

3° 21 F. MARINO (1'45.257)							
Lap	Seg.1	Seg.2	Seg.3	Seg.4	Lap Time	km/h	Local Time
1		33.119	22.972	19.987			9:27'38.039
1		33.091	23.156	19.997			9:28'16.565
2	34.779	36.876	23.071	<b>19.552</b>	1'54.278	298,3	9:29'32.317
3	34.343	31.154	27.943	20.644	1'54.084	291,9	9:30'10.649
4	33.630	30.769	21.785	19.679	1'45.863	<b>300,8</b>	9:31'18.180
5	33.391	30.836	22.078	19.672	1'45.977	<b>300,0</b>	9:31'56.626
6	33.467	30.787	<b>21.758</b>	19.631	1'45.643	290,3	9:33'03.823
7	33.368	30.693	21.887	19.550	1'45.498	297,5	9:33'42.124
8	<b>33.193</b>	<b>30.593</b>	21.817	19.654	<b>1'45.257</b>	299,2	9:34'49.080
8	<b>33.240</b>	<b>30.613</b>	<b>21.836</b>	19.568	<b>1'45.257</b>	295,9	9:35'27.381
9	33.727	31.208	21.973	19.613	1'46.521	298,3	9:36'35.601
10	33.611	30.901	21.867	19.713	1'46.092	296,7	9:37'13.473
11	33.207	30.795	21.877	19.680	1'45.559	299,2	9:38'21.160
12	41.354	34.869	27.403	19.907	2'03.533	295,1	9:39'17.006
13	33.310	30.798	21.803	19.743	1'45.654	294,3	9:40'06.814
14	33.399	30.682	21.843	<b>19.524</b>	1'45.448	292,7	9:41'02.454

4° 57 M. JONES (1'45.420)							
Lap	Seg.1	Seg.2	Seg.3	Seg.4	Lap Time	km/h	Local Time
1		31.789	22.709	19.961			9:27'21.970
2	41.237	33.203	23.562	21.027	1'59.029	<b>295,1</b>	9:29'20.999
3	35.803	30.886	21.705	19.570	1'47.964	293,5	9:31'08.963
4	<b>33.555</b>	30.669	<b>21.634</b>	19.562	<b>1'45.420</b>	291,9	9:32'54.383
5	34.505	30.822	21.712	<b>19.551</b>	1'46.590	<b>295,1</b>	9:34'40.973
6	33.827	30.754	22.006	19.605	1'46.192	277,6	9:36'27.165
7	33.687	<b>30.624</b>	21.831	19.587	1'45.729	278,4	9:38'12.894
8	33.580	30.856	21.705	19.674	1'45.815	287,2	9:39'58.709
9	33.884	30.793	22.257	20.293	1'47.227	285,0	9:41'45.936

5° 11 J. GUARNONI (1'45.430)							
Lap	Seg.1	Seg.2	Seg.3	Seg.4	Lap Time	km/h	Local Time
1		40.640	26.107	20.619			9:28'04.027
2	34.321	31.165	21.994	19.796	1'47.276	292,7	9:29'51.303
3	38.501	33.701	26.006	19.914	1'58.122	<b>297,5</b>	9:31'49.425
4	33.746	30.819	21.920	19.735	1'46.220	295,1	9:33'35.645
5	33.410	30.705	21.829	<b>19.653</b>	1'45.597	295,9	9:35'21.242
6	33.661	<b>30.564</b>	<b>21.704</b>	19.732	1'45.661	295,1	9:37'06.903
7	33.521	30.714	21.856	19.709	1'45.800	294,3	9:38'52.703
8	<b>33.370</b>	30.571	21.781	19.708	<b>1'45.430</b>	294,3	9:40'38.133

6° 71 M. SCHEIB (1'45.639)								
Lap	Seg.1	Seg.2	Seg.3	Seg.4	Lap Time	km/h	Local Time	
1		31.381	22.168	19.628			9:27'22.453	
2		33.676	<b>30.616</b>	22.292	19.566	1'46.150	274,1	9:29'08.603
3	33.645	31.139	21.961	19.574	1'46.319	<b>298,3</b>	9:30'54.922	
4	33.317	30.691	22.184	19.925	1'46.117	<b>298,3</b>	9:32'41.039	
5	33.400	30.687	21.988	19.564	<b>1'45.639</b>	297,5	9:34'26.678	
6	33.284	30.843	22.162	19.792	1'46.081	295,9	9:36'12.759	
7	<b>33.282</b>	30.782	<b>21.947</b>	19.721	1'45.732	296,7	9:37'58.491	
8	34.043	30.985	22.147	<b>19.563</b>	1'46.738	285,0	9:39'45.229	
9	33.417	30.641	22.165	19.568	1'45.791	295,9	9:41'31.020	

7° 5 M. FACCANI (1'45.766)							
Lap	Seg.1	Seg.2	Seg.3	Seg.4	Lap Time	km/h	Local Time
1		32.472	23.053	19.758			9:28'19.041
2	34.062	31.236	22.223	19.598	1'47.119	291,9	9:30'06.160
3	35.243	30.925	22.084	19.538	1'47.790	<b>299,2</b>	9:31'53.950
4	33.490	30.823	22.032	19.512	1'45.857	<b>299,2</b>	9:33'39.807
5	<b>33.354</b>	<b>30.822</b>	22.031	19.559	<b>1'45.766</b>	298,3	9:35'25.573
6	36.117	31.752	22.057	19.592	1'49.518	298,3	9:37'15.091
7	33.423	30.916	22.031	19.584	1'45.954	292,7	9:39'01.045
8	33.563	30.954	<b>22.020</b>	<b>19.482</b>	1'46.019	298,3	9:40'47.064

8° 55 I. MYKHALCHYK (1'45.812)							
Lap	Seg.1	Seg.2	Seg.3	Seg.4	Lap Time	km/h	Local Time
1		35.021	24.282	19.919			9:27'57.441
2	34.530	31.543	22.385	19.522	1'47.980	283,5	9:29'45.421
3	35.449	32.846	27.407	19.834	1'55.536	<b>295,9</b>	9:31'40.957
4	33.755	31.086	22.029	19.503	1'46.373	288,0	9:33'27.330
5	37.641	32.471	22.520	20.184	1'52.816	290,3	9:35'20.146
6	35.782	31.119	22.030	19.594	1'48.525	292,7	9:37'08.671
7	33.630	<b>30.797</b>	21.927	19.549	1'45.903	288,8	9:38'54.574
8	<b>33.536</b>	30.934	<b>21.872</b>	<b>19.470</b>	<b>1'45.812</b>	288,8	9:40'40.386

9° 3 S. SUCHET (1'45.875)							
Lap	Seg.1	Seg.2	Seg.3	Seg.4	Lap Time	km/h	Local Time
1		32.184	22.994	19.655			9:26'53.434
2	34.577	31.387	22.403	<b>19.520</b>	1'47.887	298,3	9:28'41.321
3	33.789	30.961	22.031	19.591	1'46.372	295,9	9:30'27.693
4	<b>33.523</b>	30.942	21.986	19.806	1'46.257	<b>300,8</b>	9:32'13.950
5	33.845	31.038	22.036	19.848	1'46.767	295,9	9:34'00.717
6	33.640	<b>30.782</b>	<b>21.835</b>	19.618	<b>1'45.875</b>	295,1	9:35'46.592
7	33.567	31.026	22.809	27.401	1'54.803P	295,1	9:37'41.395
8	1'17.039	31.414	22.434	19.791	2'30.678P		9:40'12.073

10° 70 L. VITALI (1'45.976)							
Lap	Seg.1	Seg.2	Seg.3	Seg.4	Lap Time	km/h	Local Time
1		31.922	22.738	19.801			9:27'22.272
2	34.976	<b>30.667</b>	22.033	19.748	1'47.424	272,0	9:29'09.696
3	33.766	31.496	22.026	<b>19.662</b>	1'46.950	<b>290,3</b>	9:30'56.646
4	<b>33.640</b>	30.809	<b>21.830</b>	19.697	<b>1'45.976</b>	289,5	9:32'42.622
5	35.522	33.914	22.769	27.432	1'59.637P	286,5	9:34'42.259
6	5'01.346	31.403	22.079	19.939	6'14.767P		9:40'57.026

11° 12 M. RINALDI (1'46.041)							
Lap	Seg.1	Seg.2	Seg.3	Seg.4	Lap Time	km/h	Local Time
1		32.944	22.439	19.856			9:26'57.346
2	34.190	31.373	22.259	19.797	1'47.619	<b>294,3</b>	9:28'44.965
3	33.879	31.226	22.029	19.743	1'46.877	290,3	9:30'31.842
4	33.670	31.040	22.212	19.778	1'46.700	292,7	9:32'18.542
5	33.707	31.120	22.036	19.729	1'46.592	<b>294,3</b>	9:34'05.134
6	33.589	33.052	22.812	25.581	1'55.034P	285,0	9:36'00.168
7	2'16.839	32.161	22.421	19.845	3'31.266P		9:39'31.434
8	<b>33.496</b>	<b>30.914</b>	<b>21.992</b>	<b>19.639</b>	<b>1'46.041</b>	<b>294,3</b>	9:41'17.475

17/09/2017 P = Pits In/Out - C = Lap-Time Cancelled

These data/results cannot be reproduced, stored and/or transmitted in whole or in part by any manner of electronic, mechanical, photocopying, recording, broadcasting or otherwise now known or herein after developed without the previous express consent by the copyright owner, except for reproduction in daily press and regular printed publications on sale to the public within 60 days of the event related to those data/results and always provided that copyright symbol appears together as follows below.

© DORNA WSBK ORGANIZATION Srl 2017

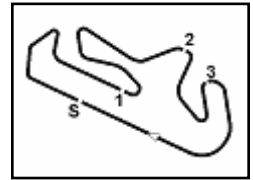
FKR PERUGIA TIMING



Official Tyre Supplier



Official Timekeeper


**6.4**
**STK1000**
**120/07**


Portimao 4.592 m

**2 / 3**

### Portuguese Round, 15-16-17 September 2017

#### Superstock 1000 - Chronological Analysis Warm Up

**12° 18 R. CECCHINI (1'46.635)**

Lap	Seg.1	Seg.2	Seg.3	Seg.4	Lap Time	km/h	Local Time
1		32.025	22.732	19.763			9:26'59.467
2	35.834	31.296	22.522	<b>19.744</b>	1'49.396	292,7	9:28'48.863
3	39.343	31.444	22.522	19.952	1'53.261	295,1	9:30'42.124
4	34.159	31.408	22.312	19.914	1'47.793	272,7	9:32'29.917
5	<b>33.709</b>	<b>30.866</b>	<b>22.151</b>	19.909	<b>1'46.635</b>	285,0	9:34'16.552
6	1'11.314	33.899	23.616	20.223	2'29.052	<b>297,5</b>	9:36'45.604
7	34.170	31.096	22.418	19.869	1'47.553	284,2	9:38'33.157
8	34.016	31.186	24.837	21.471	1'51.510	288,8	9:40'24.667

**13° 41 F. D'ANNUNZIO (1'46.640)**

Lap	Seg.1	Seg.2	Seg.3	Seg.4	Lap Time	km/h	Local Time
1		32.343	22.403	19.652			9:26'54.640
2	34.888	31.403	22.277	19.705	1'48.273	274,8	9:28'42.913
3	34.473	33.089	<b>22.150</b>	<b>19.501</b>	1'49.213	269,3	9:30'32.126
4	33.921	<b>30.917</b>	22.182	19.635	1'46.655	<b>284,2</b>	9:32'18.781
5	<b>33.919</b>	30.966	22.173	19.582	<b>1'46.640</b>	279,8	9:34'05.421
6	34.139	32.719	22.700	20.261	1'49.819	270,0	9:35'55.240
7	35.507	47.978	22.184	19.637	2'05.306	283,5	9:38'00.546
8	34.189	31.384	22.578	19.711	1'47.862	279,1	9:39'48.408
9	34.176	30.982	22.273	19.719	1'47.150	280,5	9:41'35.558

**14° 19 J. PUFFE (1'46.891)**

Lap	Seg.1	Seg.2	Seg.3	Seg.4	Lap Time	km/h	Local Time
1		31.993	22.733	19.995			9:26'54.350
2	34.739	31.488	22.314	19.835	1'48.376	<b>299,2</b>	9:28'42.726
3	34.101	31.188	22.273	19.848	1'47.410	294,3	9:30'30.136
4	33.812	31.098	22.254	19.791	1'46.955	290,3	9:32'17.091
5	34.236	31.121	<b>22.181</b>	19.895	1'47.433	<b>299,2</b>	9:34'04.524
6	33.799	31.178	22.263	19.769	1'47.009	290,3	9:35'51.533
7	36.007	31.567	22.427	19.911	1'49.912	297,5	9:37'41.445
8	33.978	<b>30.777</b>	22.404	<b>19.732</b>	<b>1'46.891</b>	289,5	9:39'28.336
9	<b>33.546</b>	31.398	22.438	19.836	1'47.218	294,3	9:41'15.554

**15° 77 W. TESSELS (1'47.136)**

Lap	Seg.1	Seg.2	Seg.3	Seg.4	Lap Time	km/h	Local Time
1		32.803	22.830	19.938			9:27'13.911
2	34.758	31.346	22.339	20.130	1'48.573	288,0	9:29'02.484
3	34.645	31.550	22.287	19.798	1'48.280	<b>288,8</b>	9:30'50.764
4	34.029	31.241	22.154	<b>19.772</b>	1'47.196	288,0	9:32'37.960
5	<b>33.932</b>	31.421	22.142	19.831	1'47.326	287,2	9:34'25.286
6	34.122	31.275	22.101	19.828	1'47.326	284,2	9:36'12.612
7	34.075	<b>31.237</b>	<b>22.040</b>	19.784	<b>1'47.136</b>	282,7	9:37'59.748
8	34.441	31.801	22.462	19.924	1'48.628	285,0	9:39'48.376
9	34.817	31.573	22.403	19.787	1'48.580	272,0	9:41'36.956

**16° 6 E. PUSCEDDU (1'47.625)**

Lap	Seg.1	Seg.2	Seg.3	Seg.4	Lap Time	km/h	Local Time
1		36.767	32.222	27.538			9:27'23.730
2	37.940	32.257	22.976	<b>19.699</b>	1'52.872	<b>291,9</b>	9:29'16.602
3	34.664	31.663	22.532	19.771	1'48.630	291,1	9:31'05.232
4	34.106	31.679	22.887	19.725	1'48.397	289,5	9:32'53.629
5	35.968	31.510	22.509	19.827	1'49.814	283,5	9:34'43.443
6	34.081	31.519	<b>22.294</b>	19.895	1'47.789	279,8	9:36'31.232
7	<b>34.062</b>	<b>31.330</b>	22.375	19.858	<b>1'47.625</b>	285,7	9:38'18.857
8	37.086	31.925	22.637	20.046	1'51.694	285,7	9:40'10.551

**17° 90 T. FINSTERBUSCH (1'47.761)**

Lap	Seg.1	Seg.2	Seg.3	Seg.4	Lap Time	km/h	Local Time
1		32.799	23.255	20.079			9:27'01.548
2	36.856	31.994	22.665	20.016	1'51.531	<b>294,3</b>	9:28'53.079
3	34.570	31.718	22.261	20.167	1'48.716	288,0	9:30'41.795
4	34.217	31.464	22.353	20.049	1'48.083	288,0	9:32'29.878

5	<b>34.093</b>	<b>31.446</b>	<b>22.207</b>	<b>20.015</b>	<b>1'47.761</b>	281,3	9:34'17.639
6	38.107	38.389	25.401	27.521	2'09.418P	292,7	9:36'27.057
7	59.634	31.851	22.679	20.140	2'14.304P		9:38'41.361
8	34.238	32.626	22.465	20.105	1'49.434	287,2	9:40'30.795

**18° 34 X. PINSACH (1'47.828)**

Lap	Seg.1	Seg.2	Seg.3	Seg.4	Lap Time	km/h	Local Time
1		32.646	22.957	20.139			9:26'58.804
2	34.981	31.911	22.828	19.934	1'49.654	<b>286,5</b>	9:28'48.458
3	34.505	31.769	22.622	19.832	1'48.728	279,8	9:30'37.186
4	34.451	31.455	22.507	19.994	1'48.407	273,4	9:32'25.593
5	34.452	31.520	22.501	19.896	1'48.369	279,1	9:34'13.962
6	35.436	35.490	23.993	21.248	1'56.167	272,0	9:36'10.129
7	<b>34.198</b>	31.541	22.546	19.865	1'48.150	284,2	9:37'58.279
8	34.314	31.374	<b>22.432</b>	<b>19.708</b>	<b>1'47.828</b>	276,9	9:39'46.107
9	34.317	<b>31.370</b>	22.569	19.761	1'48.017	270,7	9:41'34.124

**19° 59 A. SCHACHT (1'47.893)**

Lap	Seg.1	Seg.2	Seg.3	Seg.4	Lap Time	km/h	Local Time
1		32.700	23.251	20.328			9:27'21.792
2	36.547	31.659	22.534	20.068	1'50.808	282,7	9:29'12.600
3	34.498	31.602	22.684	<b>19.837</b>	1'48.621	280,5	9:31'01.221
4	<b>34.235</b>	<b>31.326</b>	<b>22.275</b>	20.057	<b>1'47.893</b>	282,7	9:32'49.114
5	38.136	38.516	22.592	20.053	1'59.297	285,7	9:34'48.411
6	34.446	31.699	22.349	19.949	1'48.443	<b>287,2</b>	9:36'36.854
7	34.264	31.461	22.499	20.074	1'48.298	285,0	9:38'25.152
8	34.300	31.431	22.522	19.877	1'48.130	283,5	9:40'13.282

**20° 81 A. BERNARDI (1'48.032)**

Lap	Seg.1	Seg.2	Seg.3	Seg.4	Lap Time	km/h	Local Time
1		32.845	23.006	20.162			9:27'13.849
2	35.282	31.681	22.407	<b>19.918</b>	1'49.288	284,2	9:29'03.137
3	40.889	31.481	<b>22.107</b>	19.993	1'54.470	<b>291,1</b>	9:30'57.607
4	34.373	<b>31.287</b>	22.262	20.110	<b>1'48.032</b>	285,0	9:32'45.639
5	<b>34.153</b>	31.819	23.286	28.665	1'57.923P	286,5	9:34'43.562
6	2'10.197	32.039	22.521	20.143	3'24.900P		9:38'08.462
7	34.357	31.719	22.205	19.930	1'48.211	274,8	9:39'56.673
8	34.832	31.515	22.320	20.455	1'49.122	288,8	9:41'45.795

**21° 32 M. MOSER (1'48.234)**

Lap	Seg.1	Seg.2	Seg.3	Seg.4	Lap Time	km/h	Local Time
1		32.934	23.489	19.866			9:27'21.094
2	40.091	31.850	22.894	19.712	1'54.547	<b>285,0</b>	9:29'15.641
3	34.716	31.813	22.518	19.869	1'48.916	275,5	9:31'04.557
4	<b>34.291</b>	31.910	22.747	19.753	1'48.701	278,4	9:32'53.258
5	39.948	33.139	22.894	21.006	1'56.987	276,9	9:34'50.245
6	35.381	31.776	22.621	<b>19.689</b>	1'49.467	262,8	9:36'39.712
7	34.686	31.774	22.624	19.938	1'49.022	276,9	9:38'28.734
8	34.533	<b>31.440</b>	<b>22.450</b>	19.811	<b>1'48.234</b>	271,4	9:40'16.968

**22° 51 E. VIONNET (1'48.267)**

Lap	Seg.1	Seg.2	Seg.3	Seg.4	Lap Time	km/h	Local Time
1		32.905	23.133	20.114			9:27'01.746
2	35.487	31.884	22.547	<b>20.042</b>	1'49.960	289,5	9:28'51.706
3	34.295	<b>31.511</b>	22.516	20.167	1'48.489	291,9	9:30'40.195
4	<b>33.861</b>	31.937	<b>22.273</b>	20.196	<b>1'48.267</b>	<b>293,5</b>	9:32'28.462
5	37.259	35.685	29.724	32.602	2'15.270P	292,7	9:34'43.732

**23° 68 G. SCOTT (1'48.294)**

Lap	Seg.1	Seg.2	Seg.3	Seg.4	Lap Time	km/h	Local Time
1		32.741	23.056	20.141			9:27'12.573
2	35.051	31.885	22.601	20.167	1'49.704	282,7	9:29'02.277
3	36.038	31.586	22.367	20.228	1'50.219	288,0	9:30'52.496
4	34.438	31.588	22.368	20.153	1'48.547	288,0	9:32'41.043
5	34.459	31.563	22.358	<b>19.962</b>	1'48.342	276,2	9:34'29.385

17/09/2017

**P = Pits In/Out - C = Lap-Time Cancelled**

These data/results cannot be reproduced, stored and/or transmitted in whole or in part by any manner of electronic, mechanical, photocopying, recording, broadcasting or otherwise now known or herein after developed without the previous express consent by the copyright owner, except for reproduction in daily press and regular printed publications on sale to the public within 60 days of the event related to those data/results and always provided that copyright symbol appears together as follows below.

© DORNA WSBK ORGANIZATION Srl 2017

FICR PERUGIA TIMING



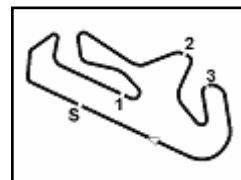
Official Tyre Supplier



Official Timekeeper



**6.4**  
STK1000  
12/0/07



Portimao 4.592 m

3 / 3

## Portuguese Round, 15-16-17 September 2017

### Superstock 1000 - Chronological Analysis Warm Up

6	34.462	31.781	22.355	20.523	1'49.121	<b>290,3</b>	9:36'18.506
7	<b>34.358</b>	<b>31.484</b>	22.331	20.121	<b>1'48.294</b>	289,5	9:38'06.800
8	34.650	31.683	22.465	20.315	1'49.113	289,5	9:39'55.913
9	34.616	31.560	<b>22.256</b>	19.994	1'48.426	286,5	9:41'44.339

#### 24° 46 M. CUDEVILLE (1'49.059)

Lap	Seg.1	Seg.2	Seg.3	Seg.4	Lap Time	km/h	Local Time
1		41.781	29.721	30.245			9:27'34.772
2	2'07.204	32.827	23.337	<b>20.058</b>	3'23.426P		9:30'58.198
3	34.948	32.045	22.620	20.113	1'49.726	<b>285,0</b>	9:32'47.924
4	<b>34.557</b>	<b>31.800</b>	<b>22.567</b>	20.135	<b>1'49.059</b>	283,5	9:34'36.983
5	35.573	32.370	23.225	29.363	2'00.531P	275,5	9:36'37.514

#### 25° 16 G. RUIU ()

Lap	Seg.1	Seg.2	Seg.3	Seg.4	Lap Time	km/h	Local Time
1		<b>32.105</b>	22.707	19.830			9:26'59.259

17/09/2017

P = Pits In/Out - C = Lap-Time Cancelled

These data/results cannot be reproduced, stored and/or transmitted in whole or in part by any manner of electronic, mechanical, photocopying, recording, broadcasting or otherwise now known or herein after developed without the previous express consent by the copyright owner, except for reproduction in daily press and regular printed publications on sale to the public within 60 days of the event related to those data/results and always provided that copyright symbol appears together as follows below.

© DORNA WSBK ORGANIZATION Srl 2017

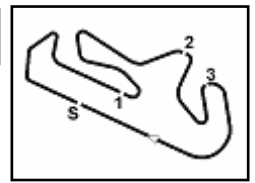
FKR PERUGIA TIMING



Official Tyre Supplier



Official Timekeeper



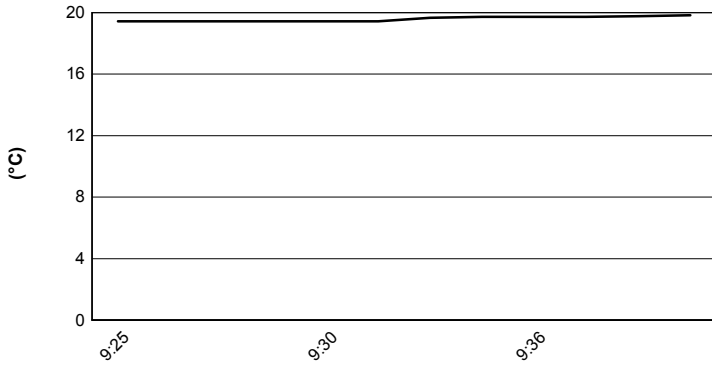
Portimao 4.592 m

**Portuguese Round, 15-16-17 September 2017**

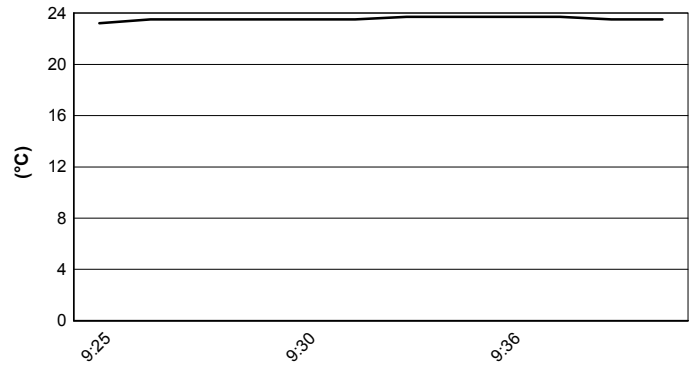
**Superstock 1000 - Weather Report Warm Up**

Session started 09:25 - Session ended 9:41

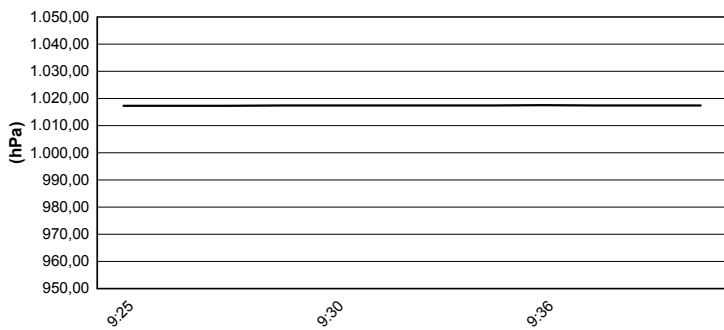
### Air Temperature



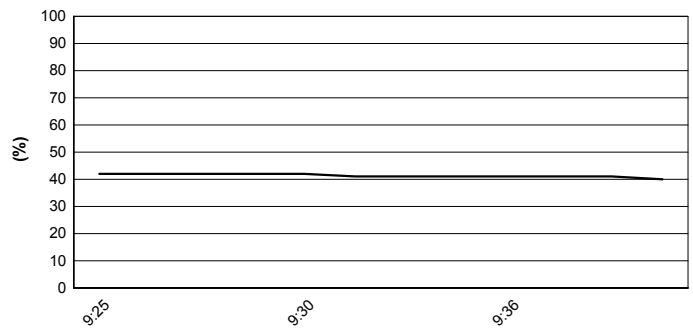
### Track Temperature



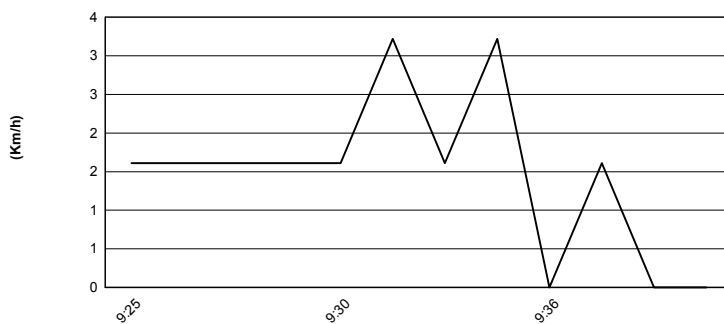
### Air Pressure



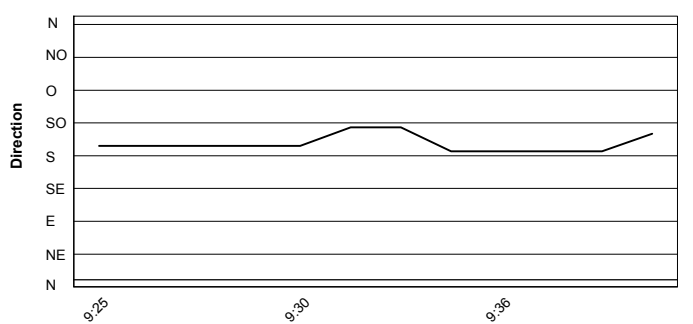
### Humidity



### Wind Speed



### Wind Direction



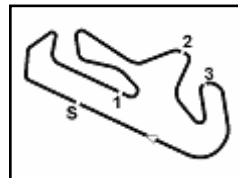
17/09/2017

These data/results cannot be reproduced, stored and/or transmitted in whole or in part by any manner of electronic, mechanical, photocopying, recording, broadcasting or otherwise now known or herein after developed without the previous express consent by the copyright owner, except for reproduction in daily press and regular printed publications on sale to the public within 60 days of the event related to those data/results and always provided that copyright symbol appears together as follows below.

© DORNA WSBK ORGANIZATION Srl 2017







Portimao 4.592 m

### Portuguese Round, 15-16-17 September 2017

#### Superstock 1000 - Starting Grid

14 Laps x 4,592 km = 64,288 km

1	21 <b>MARINO F.</b> Yamaha 1'44.936	2	57 <b>JONES M.</b> Ducati 1'44.956	3	2 <b>TAMBURINI R.</b> Yamaha 1'45.125
2	54 <b>RAZGATLIOGLU T.</b> Kawasaki 1'45.162	4	71 <b>SCHEIB M.</b> Aprilia 1'45.193	5	11 <b>GUARNONI J.</b> Kawasaki 1'45.238
3	23 <b>SANDI F.</b> BMW 1'45.256	6	12 <b>RINALDI M.</b> Ducati 1'45.577	7	5 <b>FACCANI M.</b> BMW 1'45.687
4	70 <b>VITALI L.</b> Aprilia 1'45.924	8	41 <b>D'ANNUNZIO F.</b> BMW 1'45.945	8	3 <b>SUCHET S.</b> BMW 1'45.955
5	55 <b>MYKHALCHYK I.</b> Kawasaki 1'46.583	9	16 <b>RUIU G.</b> Yamaha 1'46.647	9	18 <b>CECCHINI R.</b> BMW 1'47.014
6	19 <b>PUFFE J.</b> BMW 1'47.268	10	90 <b>FINSTERBUSCH T.</b> Kawasaki 1'47.477	10	18 <b>SCOTT G.</b> Kawasaki 1'47.479
7	34 <b>PINSACH X.</b> Kawasaki 1'47.633	11	51 <b>VIONNET E.</b> BMW 1'47.881	11	6 <b>PUSCEDDU E.</b> BMW 1'47.211
8	77 <b>TESSELS W.</b> Kawasaki 1'47.931	12	32 <b>MOSER M.</b> Kawasaki 1'48.079	12	81 <b>BERNARDI A.</b> Yamaha 1'48.701
9	46 <b>CUDEVILLE M.</b> Kawasaki 1'49.043	13	59 <b>SCHACHT A.</b> Ducati 1'47.690		

The N.6 (Pusceddu E.) has been demoted by 6 grid positions according to Art. 1.21.2  
 The N.59 (Schacht A.) will start the race from the pit lane according to Art. 1.21.23

17/09/2017 Jury President .....

..... Race Director

These data/results cannot be reproduced, stored and/or transmitted in whole or in part by any manner of electronic, mechanical, photocopying, recording, broadcasting or otherwise now known or herein after developed without the previous express consent by the copyright owner, except for reproduction in daily press and regular printed publications on sale to the public within 60 days of the event related to those data/results and always provided that copyright symbol appears together as follows below.

© DORNA WSBK ORGANIZATION Srl 2017

