

## Qatar Round, 2-3-4 November 2017

### World Superbike - Results Race 1

Losail International Circuit 5.380 m

Laps 17 = 91,460 Km - Time of Race 33'41.021 - Avg. 162,916 km/h

1 / 2

Pos	Race	Grid	No. Rider	Nat	Team	Bike	LL	Gap	Fastest Lap	Speed	Qualifying		Ranking		
											Time	Speed	R1	R2	Tot
1	1	1	J. REA	GBR	Kawasaki Racing Team	Kawasaki ZX-10RR	17		1'57.577	305,1	1'56.228	313,0	25	531	1
2	8	7	C. DAVIES	GBR	Aruba.it Racing - Ducati	Ducati Panigale R	17	4.944	1'58.196	317,6	1'57.645	311,2	20	383	2
3	9	33	M. MELANDRI	ITA	Aruba.it Racing - Ducati	Ducati Panigale R	17	10.405	1'58.414	318,6	1'57.813	316,7	16	317	4
4	6	50	E. LAVERTY	IRL	Milwaukee Aprilia	Aprilia RSV4 RF	17	12.052	1'58.405	315,8	1'57.491	317,6	13	148	10
5	4	32	L. SAVADORI	ITA	Milwaukee Aprilia	Aprilia RSV4 RF	17	12.339	1'58.641	314,9	1'57.429	315,8	11	124	11
6	3	66	T. SYKES	GBR	Kawasaki Racing Team	Kawasaki ZX-10RR	17	15.587	1'58.287	309,5	1'57.063	305,9	10	373	3
7	11	81	J. TORRES	ESP	Althea BMW Racing Team	BMW S 1000 RR	17	16.789	1'58.715	314,9	1'58.087	309,5	9	158	9
8	10	05	S. GUINTOLI	FRA	Kawasaki Puccetti Racing	Kawasaki ZX-10RR	17	17.869	1'59.310	310,3	1'57.985	309,5	8	26	20
9	12	2	L. CAMIER	GBR	MV Agusta Reparto Corse	MV Agusta 1000 F4	17	18.494	1'59.106	307,7	1'58.174	307,7	7	161	8
10	16	40	R. RAMOS	ESP	Team Kawasaki Go Eleven	Kawasaki ZX-10RR	17	22.660	1'59.270	305,1	1'59.156	303,4	6	112	13
11	17	11	J. GUARNONI	FRA	Pedercini Racing SC-Project	Kawasaki ZX-10RR	17	36.011	1'59.778	308,6	1'59.214	309,5	5	5	31
12	18	45	J. GAGNE	USA	Red Bull Honda World Superbike Team	Honda CBR1000RR	17	38.237	1'59.792	311,2	1'59.247	313,0	4	10	28
13	20	44	R. ROLFO	ITA	Grillini Racing Team	Kawasaki ZX-10RR	17	49.659	2'00.561	306,8	2'01.026	304,2	3	3	34
14	19	37	O. JEZEK	CZE	Grillini Racing Team	Kawasaki ZX-10RR	17	50.079	2'00.694	304,2	2'00.001	303,4	2	20	23
-----Not Classified-----															
RET	2	22	A. LOWES	GBR	Pata Yamaha Official WorldSBK Team	Yamaha YZF R1	15	2 Laps	1'58.271	310,3	1'56.675	309,5		226	5
RET	5	12	X. FORÉS	ESP	BARNI Racing Team	Ducati Panigale R	10	7 Laps	1'58.194	312,1	1'57.450	313,0		185	7
RET	13	35	R. DE ROSA	ITA	Althea BMW Racing Team	BMW S 1000 RR	10	7 Laps	1'59.008	313,0	1'58.747	312,1		48	16
RET	7	60	M. VAN DER MARK	NED	Pata Yamaha Official WorldSBK Team	Yamaha YZF R1	6	11 Laps	1'58.477	314,0	1'57.575	312,1		210	6
RET	15	34	D. GIUGLIANO	ITA	Red Bull Honda World Superbike Team	Honda CBR1000RR	5	12 Laps	1'59.866	306,8	1'58.977	305,9		13	24
RET	14	121	A. ANDREOZZI	ITA	Guandalini Racing	Yamaha YZF R1	3	14 Laps	1'59.956	300,8	1'58.938	300,0		11	27

AIR	Humidity:	66%	Temp:	27°C
TRACK	Condition:	Dry	Temp:	27°C

Records	Pole (SP2)	2017	J.Rea	1'56.228	166,64 Km/h
	Race (RC2)	2016	J.Rea	1'56.974	165,58 Km/h
	Circuit (SP2)	2017	J.Rea	1'56.228	166,64 Km/h
Race Fastest Lap		Lap 2	J.Rea	1'57.577	164,73 Km/h

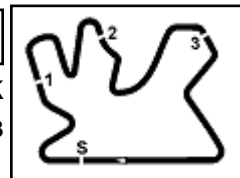
LAP LEADERS				
No. Rider	From	To	Laps	Total
1 J. REA	1	17	17	17

TOTAL LEADER LAPS				
No. Rider	Laps	No. Rider	Laps	No. Rider
1 J. REA	260	81 J. TORRES	8	
7 C. DAVIES	141	50 E. LAVERTY	2	
33 M. MELANDRI	32	2 L. CAMIER	1	
66 T. SYKES	31	36 L. MERCADO	1	
60 M. VAN DER MARK	13			
12 X. FORÉS	8			
22 A. LOWES	8			

Start 03/11/2017 21:01 End 21:35 The results are provisional until the end of the time limit for protests and appeals and the completion of the technical checks.

These data/results cannot be reproduced, stored and/or transmitted in whole or in part by any manner of electronic, mechanical, photocopying, recording, broadcasting or otherwise now known or herein after developed without the previous express consent by the copyright owner, except for reproduction in daily press and regular printed publications on sale to the public within 60 days of the event related to those data/results and always provided that copyright symbol appears together as follows below.

© DORNA WSBK ORGANIZATION Srl 2017



## Qatar Round, 2-3-4 November 2017 World Superbike - Results Race 1

### Race Highlights

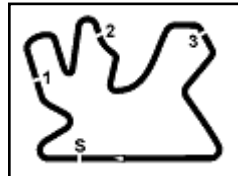
Time	No. Rider	Description
20.58.02		Warm-up Lap Start
21.01.21		Start
21.02.41		No Jump Start
21.08.54	121 Andreozzi	Crashed - Turn 12
21.09.36	81 Torres	On the Gravel - Re-Joined - Turn 1
21.09.51	121 Andreozzi	Out
21.13.30	34 Giugliano	Entered Pits
21.14.17	34 Giugliano	Retired
21.14.27	60 van der Mark	Crashed - Turn 9
21.14.51	60 van der Mark	Out
21.18.25	121 Andreozzi	Medical Centre
21.21.20	12 Forés	Technical Problem - Finish Line
21.21.28	12 Forés	Re-joined
21.22.31	35 De Rosa	Crashed - Turn 9
21.23.02	22 Lowes	Crashed - Turn 16
21.23.19	22 Lowes	Re-joined
21.23.32	12 Forés	Entered Pits
21.23.37	35 De Rosa	Out
21.24.22	12 Forés	Retired
21.32.33	22 Lowes	Crashed - Turn 6
21.32.47	22 Lowes	Out
21.35.46		End Of Session

Start      End      The results are provisional until the end of the time limit for protests and appeals  
03/11/2017      21:01      21:35      and the completion of the technical checks.

These data/results cannot be reproduced, stored and/or transmitted in whole or in part by any manner of electronic, mechanical, photocopying, recording, broadcasting or otherwise now known or herein after developed without the previous express consent by the copyright owner, except for reproduction in daily press and regular printed publications on sale to the public within 60 days of the event related to those data/results and always provided that copyright symbol appears together as follows below.

© DORNA WSBK ORGANIZATION Srl 2017




**Qatar Round, 2-3-4 November 2017**
**World Superbike - Lap Chart Race 1**

	Lap																
	1	2	3	4	5	6	7	8	9	10	11	12	13	14	15	16	17
1	1	1	1	1	1	1	1	1	1	1	1	1	1	1	1	1	1
2	66	66	66	7	7	7	7	7	7	7	7	7	7	7	7	7	7
3	22	22	22	22	22	22	12	12	12	22	33	33	33	33	33	33	33
4	12	7	7	66	12	12	22	22	22	33	66	66	66	66	50	50	50
5	7	12	12	12	33	33	33	33	33	12	50	50	32	50	32	32	32
6	33	33	33	33	66	66	66	66	66	66	32	32	50	32	66	66	66
7	60	60	60	60	60	60	50	50	50	50	05	05	81	81	81	81	81
8	50	50	50	50	50	50	32	32	32	32	81	81	05	05	05	05	05
9	32	32	32	32	32	32	35	35	35	35	05	2	2	2	2	2	2
10	05	81	81	81	35	35	05	05	05	81	40	40	40	40	40	40	40
11	81	05	05	05	05	05	81	81	81	2	11	11	11	11	11	11	11
12	35	35	35	35	40	81	40	40	40	40	45	45	45	45	45	45	45
13	121	40	40	40	2	40	2	2	2	35	44	44	44	44	22	44	44
14	40	121	2	2	81	2	45	45	45	45	37	37	37	37	44	37	37
15	2	2	121	45	45	45	11	11	11	11	22	22	22	22	37		
16	34	34	45	34	34	11	44	44	44	44							
17	11	11	34	11	11	44	37	37	37	37							
18	45	45	11	44	44	37											
19	37	44	44	37	37												
20	44	37	37														

Final Result		
1	<b>1 J. REA</b>	Laps 17
2	<b>7 C. DAVIES</b>	4.944
3	<b>33 M. MELANDRI</b>	10.405
4	<b>50 E. LAVERTY</b>	12.052
5	<b>32 L. SAVADORI</b>	12.339
6	<b>66 T. SYKES</b>	15.587
7	<b>81 J. TORRES</b>	16.789
8	<b>05 S. GUINTOLI</b>	17.869
9	<b>2 L. CAMIER</b>	18.494
10	<b>40 R. RAMOS</b>	22.660
11	<b>11 J. GUARNONI</b>	36.011
12	<b>45 J. GAGNE</b>	38.237
13	<b>44 R. ROLFO</b>	49.659
14	<b>37 O. JEZEK</b>	50.079
RET	<b>22 A. LOWES</b>	2 Laps
RET	<b>12 X. FORÉS</b>	7 Laps
RET	<b>35 R. DE ROSA</b>	7 Laps
RET	<b>60 M. VAN DER MARK</b>	11 Laps
RET	<b>34 D. GIUGLIANO</b>	12 Laps
RET	<b>121 A. ANDREOZZI</b>	14 Laps

03/11/2017

These data/results cannot be reproduced, stored and/or transmitted in whole or in part by any manner of electronic, mechanical, photocopying, recording, broadcasting or otherwise now known or herein after developed without the previous express consent by the copyright owner, except for reproduction in daily press and regular printed publications on sale to the public within 60 days of the event related to those data/results and always provided that copyright symbol appears together as follows below.

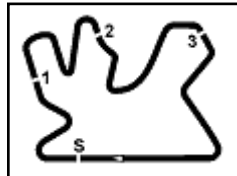
© DORNA WSBK ORGANIZATION Srl 2017

**FCR PERUGIA TIMING**


Official Tyre Supplier



Official Timekeeper


**Qatar Round, 2-3-4 November 2017**
**World Superbike - Lap Chart Race 1**
**Lap 1**

1	1 J.Rea (GBR)	
2	66 T.Sykes (GBR)	0.507
3	22 A.Lowes (GBR)	0.833
4	12 X.Forés (ESP)	1.240
5	7 C.Davies (GBR)	1.335
6	33 M.Melandri (ITA)	1.526
7	60 M.van der Mark (NED)	2.155
8	50 E.Laverty (IRL)	2.736
9	32 L.Savadori (ITA)	2.959
10	05 S.Guintoli (FRA)	3.168
11	81 J.Torres (ESP)	3.366
12	35 R.De Rosa (ITA)	3.893
13	121 A.Andreozzi (ITA)	4.517
14	40 R.Ramos (ESP)	4.624
15	2 L.Camier (GBR)	5.016
16	34 D.Giugliano (ITA)	5.305
17	11 J.Guarnoni (FRA)	5.484
18	45 J.Gagne (USA)	5.711
19	37 O.Jezek (CZE)	6.362
20	44 R.Rolfo (ITA)	6.447

**Lap 2**

1	1 J.Rea (GBR)	
2	66 T.Sykes (GBR)	1.217
3	22 A.Lowes (GBR)	1.762
4	7 C.Davies (GBR)	2.136
5	12 X.Forés (ESP)	2.391
6	33 M.Melandri (ITA)	2.470
7	60 M.van der Mark (NED)	3.055
8	50 E.Laverty (IRL)	3.564
9	32 L.Savadori (ITA)	4.023
10	81 J.Torres (ESP)	4.934
11	05 S.Guintoli (FRA)	5.144
12	35 R.De Rosa (ITA)	5.324
13	40 R.Ramos (ESP)	6.594
14	121 A.Andreozzi (ITA)	6.927
15	2 L.Camier (GBR)	6.997
16	34 D.Giugliano (ITA)	7.594
17	11 J.Guarnoni (FRA)	7.685
18	45 J.Gagne (USA)	7.926
19	44 R.Rolfo (ITA)	9.595
20	37 O.Jezek (CZE)	9.829

**Lap 3**

1	1 J.Rea (GBR)	
2	66 T.Sykes (GBR)	1.613
3	22 A.Lowes (GBR)	1.628
4	7 C.Davies (GBR)	1.927
5	12 X.Forés (ESP)	2.180
6	33 M.Melandri (ITA)	2.479
7	60 M.van der Mark (NED)	3.618
8	50 E.Laverty (IRL)	4.385
9	32 L.Savadori (ITA)	4.861
10	81 J.Torres (ESP)	5.439
11	05 S.Guintoli (FRA)	6.049
12	35 R.De Rosa (ITA)	6.160
13	40 R.Ramos (ESP)	7.607
14	2 L.Camier (GBR)	7.742
15	121 A.Andreozzi (ITA)	8.478
16	45 J.Gagne (USA)	11.193
17	34 D.Giugliano (ITA)	11.259
18	11 J.Guarnoni (FRA)	11.431
19	44 R.Rolfo (ITA)	12.338
20	37 O.Jezek (CZE)	14.343

**Lap 4**

1	1 J.Rea (GBR)	
2	7 C.Davies (GBR)	2.148
3	22 A.Lowes (GBR)	2.149
4	66 T.Sykes (GBR)	2.929
5	12 X.Forés (ESP)	2.978
6	33 M.Melandri (ITA)	3.071
7	60 M.van der Mark (NED)	4.267

8	50 E.Laverty (IRL)	4.922
9	32 L.Savadori (ITA)	5.598
10	81 J.Torres (ESP)	5.882
11	05 S.Guintoli (FRA)	7.288
12	35 R.De Rosa (ITA)	7.509
13	40 R.Ramos (ESP)	8.676
14	2 L.Camier (GBR)	8.889
15	45 J.Gagne (USA)	12.895
16	34 D.Giugliano (ITA)	13.593
17	11 J.Guarnoni (FRA)	14.065
18	44 R.Rolfo (ITA)	14.784
19	37 O.Jezek (CZE)	16.765

**Lap 5**

1	1 J.Rea (GBR)	
2	7 C.Davies (GBR)	2.602
3	22 A.Lowes (GBR)	2.799
4	12 X.Forés (ESP)	3.060
5	33 M.Melandri (ITA)	4.165
6	66 T.Sykes (GBR)	4.222
7	60 M.van der Mark (NED)	4.728
8	50 E.Laverty (IRL)	5.695
9	32 L.Savadori (ITA)	6.532
10	35 R.De Rosa (ITA)	8.789
11	05 S.Guintoli (FRA)	9.013
12	40 R.Ramos (ESP)	9.793
13	2 L.Camier (GBR)	10.027
14	81 J.Torres (ESP)	10.051
15	45 J.Gagne (USA)	15.215
16	34 D.Giugliano (ITA)	15.882
17	11 J.Guarnoni (FRA)	16.046
18	44 R.Rolfo (ITA)	17.052
19	37 O.Jezek (CZE)	19.226

**Lap 6**

1	1 J.Rea (GBR)	
2	7 C.Davies (GBR)	2.774
3	22 A.Lowes (GBR)	2.948
4	12 X.Forés (ESP)	2.972
5	33 M.Melandri (ITA)	4.175
6	66 T.Sykes (GBR)	4.709
7	60 M.van der Mark (NED)	4.889
8	50 E.Laverty (IRL)	6.098
9	32 L.Savadori (ITA)	6.701
10	35 R.De Rosa (ITA)	9.707
11	05 S.Guintoli (FRA)	9.992
12	81 J.Torres (ESP)	10.416
13	40 R.Ramos (ESP)	10.431
14	2 L.Camier (GBR)	11.233
15	45 J.Gagne (USA)	16.540
16	11 J.Guarnoni (FRA)	17.628
17	44 R.Rolfo (ITA)	20.123
18	37 O.Jezek (CZE)	21.632

**Lap 7**

1	1 J.Rea (GBR)	
2	7 C.Davies (GBR)	2.730
3	12 X.Forés (ESP)	2.854
4	22 A.Lowes (GBR)	3.407
5	33 M.Melandri (ITA)	4.212
6	66 T.Sykes (GBR)	5.195
7	50 E.Laverty (IRL)	6.665
8	32 L.Savadori (ITA)	7.038
9	35 R.De Rosa (ITA)	10.676
10	05 S.Guintoli (FRA)	10.858
11	81 J.Torres (ESP)	11.020
12	40 R.Ramos (ESP)	11.372
13	2 L.Camier (GBR)	12.135
14	45 J.Gagne (USA)	17.989
15	11 J.Guarnoni (FRA)	19.049
16	44 R.Rolfo (ITA)	22.843
17	37 O.Jezek (CZE)	24.462

**Lap 8**

1	1 J.Rea (GBR)	
2	7 C.Davies (GBR)	3.057
3	12 X.Forés (ESP)	3.069
4	22 A.Lowes (GBR)	3.628
5	33 M.Melandri (ITA)	4.454
6	66 T.Sykes (GBR)	5.986
7	50 E.Laverty (IRL)	7.486
8	32 L.Savadori (ITA)	7.752
9	35 R.De Rosa (ITA)	11.745
10	05 S.Guintoli (FRA)	11.867
11	81 J.Torres (ESP)	11.918
12	40 R.Ramos (ESP)	12.340
13	2 L.Camier (GBR)	12.742
14	45 J.Gagne (USA)	19.829
15	11 J.Guarnoni (FRA)	20.778
16	44 R.Rolfo (ITA)	25.652
17	37 O.Jezek (CZE)	27.340

**Lap 9**

1	1 J.Rea (GBR)	
2	7 C.Davies (GBR)	3.654
3	12 X.Forés (ESP)	3.736
4	22 A.Lowes (GBR)	3.959
5	33 M.Melandri (ITA)	4.742
6	66 T.Sykes (GBR)	6.751
7	50 E.Laverty (IRL)	8.246
8	32 L.Savadori (ITA)	8.459
9	35 R.De Rosa (ITA)	12.992
10	05 S.Guintoli (FRA)	13.053
11	81 J.Torres (ESP)	13.092
12	40 R.Ramos (ESP)	13.598
13	2 L.Camier (GBR)	13.790
14	45 J.Gagne (USA)	21.978
15	11 J.Guarnoni (FRA)	22.280
16	44 R.Rolfo (ITA)	28.461
17	37 O.Jezek (CZE)	30.632

**Lap 10**

1	1 J.Rea (GBR)	
2	7 C.Davies (GBR)	3.591
3	22 A.Lowes (GBR)	4.178
4	33 M.Melandri (ITA)	4.713
5	12 X.Forés (ESP)	5.768
6	66 T.Sykes (GBR)	7.506
7	50 E.Laverty (IRL)	8.552
8	32 L.Savadori (ITA)	9.079
9	05 S.Guintoli (FRA)	13.848
10	81 J.Torres (ESP)	13.995
11	2 L.Camier (GBR)	14.772
12	40 R.Ramos (ESP)	14.785
13	35 R.De Rosa (ITA)	14.838
14	45 J.Gagne (USA)	23.713
15	11 J.Guarnoni (FRA)	23.779
16	44 R.Rolfo (ITA)	31.001
17	37 O.Jezek (CZE)	33.295

**Lap 11**

1	1 J.Rea (GBR)	
2	7 C.Davies (GBR)	3.359
3	33 M.Melandri (ITA)	4.546
4	66 T.Sykes (GBR)	8.179
5	50 E.Laverty (IRL)	9.125
6	32 L.Savadori (ITA)	9.451
7	05 S.Guintoli (FRA)	14.611
8	81 J.Torres (ESP)	14.646
9	2 L.Camier (GBR)	15.708
10	40 R.Ramos (ESP)	16.101
11	11 J.Guarnoni (FRA)	25.770
12	45 J.Gagne (USA)	25.788
13	44 R.Rolfo (ITA)	34.337
14	37 O.Jezek (CZE)	36.159
15	22 A.Lowes (GBR)	37.459

**Lap 12**

1	1 J.Rea (GBR)	
2	7 C.Davies (GBR)	3.736
3	33 M.Melandri (ITA)	5.487
4	66 T.Sykes (GBR)	9.603
5	50 E.Laverty (IRL)	10.356
6	32 L.Savadori (ITA)	10.627
7	05 S.Guintoli (FRA)	15.704
8	81 J.Torres (ESP)	15.714
9	2 L.Camier (GBR)	16.694
10	40 R.Ramos (ESP)	17.249
11	11 J.Guarnoni (FRA)	28.448
12	45 J.Gagne (USA)	28.766
13	44 R.Rolfo (ITA)	37.532
14	37 O.Jezek (CZE)	39.364
15	22 A.Lowes (GBR)	44.623

**Lap 13**

1	1 J.Rea (GBR)	
2	7 C.Davies (GBR)	3.691
3	33 M.Melandri (ITA)	6.293
4	66 T.Sykes (GBR)	10.672
5	32 L.Savadori (ITA)	11.476
6	50 E.Laverty (IRL)	11.509
7	81 J.Torres (ESP)	16.297
8	05 S.Guintoli (FRA)	16.976
9	2 L.Camier (GBR)	17.241
10	40 R.Ramos (ESP)	18.304
11	11 J.Guarnoni (FRA)	30.273
12	45 J.Gagne (USA)	30.778
13	44 R.Rolfo (ITA)	40.341
14	37 O.Jezek (CZE)	42.083
15	22 A.Lowes (GBR)	44.983

**Lap 14**

1	1 J.Rea (GBR)	
2	7 C.Davies (GBR)	4.413
3	33 M.Melandri (ITA)	7.383
4	66 T.Sykes (GBR)	11.652
5	50 E.Laverty (IRL)	11.825
6	32 L.Savadori (ITA)	12.202
7	81 J.Torres (ESP)	17.215
8	05 S.Guintoli (FRA)	17.648
9	2 L.Camier (GBR)	17.882
10	40 R.Ramos (ESP)	19.442
11	11 J.Guarnoni (FRA)	31.879
12	45 J.Gagne (USA)	32.491
13	44 R.Rolfo (ITA)	42.999
14	37 O.Jezek (CZE)	44.810
15	22 A.Lowes (GBR)	44.882

**Lap 15**

1	1 J.Rea (GBR)	
2	7 C.Davies (GBR)	4.221
3	33 M.Melandri (ITA)	8.297
4	50 E.Laverty (IRL)	12.671
5	32 L.Savadori (ITA)	12.943
6	66 T.Sykes (GBR)	13.206
7	81 J.Torres (ESP)	17.437
8	05 S.Guintoli (FRA)	17.913
9	2 L.Camier (GBR)	18.192
10	40 R.Ramos (ESP)	20.373
11	11 J.Guarnoni (FRA)	33.081
12	45 J.Gagne (USA)	34.523
13	22 A.Lowes (GBR)	45.311
14	44 R.Rolfo (ITA)	45.319
15	37 O.Jezek (CZE)	46.899

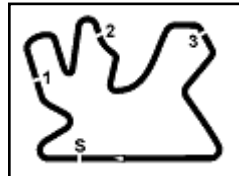
**Lap 16**

1	1 J.Rea (GBR)	
2	7 C.Davies (GBR)	4.853
3	33 M.Melandri (ITA)	9.688
4	50 E.Laverty (IRL)	12.962
5	32 L.Savadori (ITA)	13.209
6	66 T.Sykes (GBR)	14.333

03/11/2017

These data/results cannot be reproduced, stored and/or transmitted in whole or in part by any manner of electronic, mechanical, photocopying, recording, broadcasting or otherwise now known or herein after developed without the previous express consent by the copyright owner, except for reproduction in daily press and regular printed publications on sale to the public within 60 days of the event related to those data/results and always provided that copyright symbol appears together as follows below.

© DORNA WSBK ORGANIZATION Srl 2017



## Qatar Round, 2-3-4 November 2017 World Superbike - Lap Chart Race 1

7	<b>81 J.Torres</b> (ESP)	17.678
8	<b>05 S.Guintoli</b> (FRA)	18.325
9	<b>2 L.Camier</b> (GBR)	18.995
10	<b>40 R.Ramos</b> (ESP)	21.657
11	<b>11 J.Guarnoni</b> (FRA)	34.598
12	<b>45 J.Gagne</b> (USA)	36.905
13	<b>44 R.Rolfo</b> (ITA)	48.029
14	<b>37 O.Jezek</b> (CZE)	49.167

**Lap 17**

1	<b>1 J.Rea</b> (GBR)	
2	<b>7 C.Davies</b> (GBR)	4.944
3	<b>33 M.Melandri</b> (ITA)	10.405
4	<b>50 E.Laverty</b> (IRL)	12.052
5	<b>32 L.Savadori</b> (ITA)	12.339
6	<b>66 T.Sykes</b> (GBR)	15.587
7	<b>81 J.Torres</b> (ESP)	16.789
8	<b>05 S.Guintoli</b> (FRA)	17.869
9	<b>2 L.Camier</b> (GBR)	18.494
10	<b>40 R.Ramos</b> (ESP)	22.660
11	<b>11 J.Guarnoni</b> (FRA)	36.011
12	<b>45 J.Gagne</b> (USA)	38.237
13	<b>44 R.Rolfo</b> (ITA)	49.659
14	<b>37 O.Jezek</b> (CZE)	50.079

03/11/2017

These data/results cannot be reproduced, stored and/or transmitted in whole or in part by any manner of electronic, mechanical, photocopying, recording, broadcasting or otherwise now known or herein after developed without the previous express consent by the copyright owner, except for reproduction in daily press and regular printed publications on sale to the public within 60 days of the event related to those data/results and always provided that copyright symbol appears together as follows below.

© DORNA WSBK ORGANIZATION Srl 2017

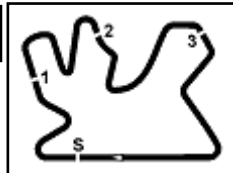
FICR PERUGIA TIMING



Official Tyre Supplier



Official Timekeeper



## Qatar Round, 2-3-4 November 2017 World Superbike - Best Sector & Speed Race 1

Losail International Circuit 5.380 m

### RESULTS

1	<b>1 J. REA</b>	Kawasaki ZX-10RR	Laps 17
2	<b>7 C. DAVIES</b>	Ducati Panigale R	4.944
3	<b>33 M. MELANDRI</b>	Ducati Panigale R	10.405
4	<b>50 E. LAVERTY</b>	Aprilia RSV4 RF	12.052
5	<b>32 L. SAVADORI</b>	Aprilia RSV4 RF	12.339
6	<b>66 T. SYKES</b>	Kawasaki ZX-10RR	15.587
7	<b>81 J. TORRES</b>	BMW S 1000 RR	16.789
8	<b>05 S. GUINTOLI</b>	Kawasaki ZX-10RR	17.869
9	<b>2 L. CAMIER</b>	MV Agusta 1000 F4	18.494
10	<b>40 R. RAMOS</b>	Kawasaki ZX-10RR	22.660
11	<b>11 J. GUARNONI</b>	Kawasaki ZX-10RR	36.011
12	<b>45 J. GAGNE</b>	Honda CBR1000RR	38.237
13	<b>44 R. ROLFO</b>	Kawasaki ZX-10RR	49.659
14	<b>37 O. JEZEK</b>	Kawasaki ZX-10RR	50.079
RET	<b>22 A. LOWES</b>	Yamaha YZF R1	2 Laps
RET	<b>12 X. FORÉS</b>	Ducati Panigale R	7 Laps
RET	<b>35 R. DE ROSA</b>	BMW S 1000 RR	7 Laps
RET	<b>60 M. VAN DER MARK</b>	Yamaha YZF R1	11 Laps
RET	<b>34 D. GIUGLIANO</b>	Honda CBR1000RR	12 Laps
RET	<b>121 A. ANDREOZZI</b>	Yamaha YZF R1	14 Laps

### SPEED

1	<b>33 M. MELANDRI</b>	Ducati Panigale R	318,6
2	<b>7 C. DAVIES</b>	Ducati Panigale R	317,6
3	<b>50 E. LAVERTY</b>	Aprilia RSV4 RF	315,8
4	<b>32 L. SAVADORI</b>	Aprilia RSV4 RF	314,9
5	<b>81 J. TORRES</b>	BMW S 1000 RR	314,9
6	<b>60 M. VAN DER MARK</b>	Yamaha YZF R1	314,0
7	<b>35 R. DE ROSA</b>	BMW S 1000 RR	313,0
8	<b>12 X. FORÉS</b>	Ducati Panigale R	312,1
9	<b>45 J. GAGNE</b>	Honda CBR1000RR	311,2
10	<b>22 A. LOWES</b>	Yamaha YZF R1	310,3
11	<b>05 S. GUINTOLI</b>	Kawasaki ZX-10RR	310,3
12	<b>66 T. SYKES</b>	Kawasaki ZX-10RR	309,5
13	<b>11 J. GUARNONI</b>	Kawasaki ZX-10RR	308,6
14	<b>2 L. CAMIER</b>	MV Agusta 1000 F4	307,7
15	<b>34 D. GIUGLIANO</b>	Honda CBR1000RR	306,8
16	<b>44 R. ROLFO</b>	Kawasaki ZX-10RR	306,8
17	<b>40 R. RAMOS</b>	Kawasaki ZX-10RR	305,1
18	<b>1 J. REA</b>	Kawasaki ZX-10RR	305,1
19	<b>37 O. JEZEK</b>	Kawasaki ZX-10RR	304,2
20	<b>121 A. ANDREOZZI</b>	Yamaha YZF R1	300,8

### SEG. 1

1	<b>1 J. REA</b>	25.565
2	<b>7 C. DAVIES</b>	25.663
3	<b>22 A. LOWES</b>	25.679
4	<b>60 M. VAN DER MARK</b>	25.750
5	<b>32 L. SAVADORI</b>	25.783
6	<b>12 X. FORÉS</b>	25.783
7	<b>50 E. LAVERTY</b>	25.799
8	<b>33 M. MELANDRI</b>	25.813
9	<b>66 T. SYKES</b>	25.820
10	<b>81 J. TORRES</b>	25.831
11	<b>05 S. GUINTOLI</b>	25.885
12	<b>121 A. ANDREOZZI</b>	25.890
13	<b>2 L. CAMIER</b>	25.922
14	<b>40 R. RAMOS</b>	26.003
15	<b>35 R. DE ROSA</b>	26.025
16	<b>44 R. ROLFO</b>	26.099
17	<b>11 J. GUARNONI</b>	26.116
18	<b>45 J. GAGNE</b>	26.148
19	<b>37 O. JEZEK</b>	26.222
20	<b>34 D. GIUGLIANO</b>	26.295

### SEG. 2

1	<b>1 J. REA</b>	30.419
2	<b>66 T. SYKES</b>	30.524
3	<b>22 A. LOWES</b>	30.644
4	<b>50 E. LAVERTY</b>	30.724
5	<b>7 C. DAVIES</b>	30.725
6	<b>35 R. DE ROSA</b>	30.747
7	<b>12 X. FORÉS</b>	30.780
8	<b>60 M. VAN DER MARK</b>	30.804
9	<b>33 M. MELANDRI</b>	30.806
10	<b>32 L. SAVADORI</b>	30.826
11	<b>2 L. CAMIER</b>	30.859
12	<b>81 J. TORRES</b>	30.879
13	<b>40 R. RAMOS</b>	30.887
14	<b>121 A. ANDREOZZI</b>	30.928
15	<b>05 S. GUINTOLI</b>	30.940
16	<b>34 D. GIUGLIANO</b>	30.946
17	<b>11 J. GUARNONI</b>	30.977
18	<b>37 O. JEZEK</b>	31.107
19	<b>44 R. ROLFO</b>	31.132
20	<b>45 J. GAGNE</b>	31.144

### SEG. 3

1	<b>22 A. LOWES</b>	28.770
2	<b>66 T. SYKES</b>	28.778
3	<b>1 J. REA</b>	28.788
4	<b>12 X. FORÉS</b>	28.841
5	<b>7 C. DAVIES</b>	28.846
6	<b>33 M. MELANDRI</b>	28.896
7	<b>81 J. TORRES</b>	28.912
8	<b>60 M. VAN DER MARK</b>	28.932
9	<b>50 E. LAVERTY</b>	28.967
10	<b>32 L. SAVADORI</b>	28.969
11	<b>05 S. GUINTOLI</b>	29.013
12	<b>2 L. CAMIER</b>	29.089
13	<b>35 R. DE ROSA</b>	29.161
14	<b>40 R. RAMOS</b>	29.162
15	<b>11 J. GUARNONI</b>	29.277
16	<b>45 J. GAGNE</b>	29.285
17	<b>121 A. ANDREOZZI</b>	29.318
18	<b>34 D. GIUGLIANO</b>	29.332
19	<b>44 R. ROLFO</b>	29.564
20	<b>37 O. JEZEK</b>	29.578

### SEG. 4

1	<b>33 M. MELANDRI</b>	32.430
2	<b>7 C. DAVIES</b>	32.567
3	<b>12 X. FORÉS</b>	32.698
4	<b>60 M. VAN DER MARK</b>	32.702
5	<b>1 J. REA</b>	32.704
6	<b>22 A. LOWES</b>	32.725
7	<b>66 T. SYKES</b>	32.745
8	<b>81 J. TORRES</b>	32.831
9	<b>50 E. LAVERTY</b>	32.856
10	<b>32 L. SAVADORI</b>	32.893
11	<b>35 R. DE ROSA</b>	32.893
12	<b>45 J. GAGNE</b>	32.917
13	<b>05 S. GUINTOLI</b>	32.921
14	<b>2 L. CAMIER</b>	33.009
15	<b>40 R. RAMOS</b>	33.042
16	<b>121 A. ANDREOZZI</b>	33.142
17	<b>11 J. GUARNONI</b>	33.194
18	<b>34 D. GIUGLIANO</b>	33.293
19	<b>44 R. ROLFO</b>	33.311
20	<b>37 O. JEZEK</b>	33.341

03/11/2017

These data/results cannot be reproduced, stored and/or transmitted in whole or in part by any manner of electronic, mechanical, photocopying, recording, broadcasting or otherwise now known or herein after developed without the previous express consent by the copyright owner, except for reproduction in daily press and regular printed publications on sale to the public within 60 days of the event related to those data/results and always provided that copyright symbol appears together as follows below.

© DORNA WSBK ORGANIZATION Srl 2017

FICR PERUGIA TIMING

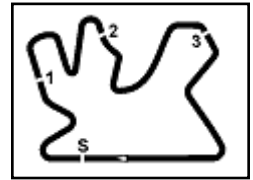


Official Tyre Supplier



Official Timekeeper





## Qatar Round, 2-3-4 November 2017 World Superbike - Chronological Analysis Race 1

Losail International Circuit 5.380 m

Start at 21:01'11.256

1 / 3

1 J. REA (1'57.577)							
Lap	Seg.1	Seg.2	Seg.3	Seg.4	Lap Time	km/h	Local Time
1		<b>30.419</b>	28.794	32.704	2'02.349		21:03'13.605
2	<b>25.565</b>	30.491	<b>28.788</b>	32.733	<b>1'57.577</b>	303,4	21:05'11.182
3	25.720	30.697	29.131	32.857	1'58.405	<b>305,1</b>	21:07'09.587
4	25.723	30.592	29.034	32.923	1'58.272	<b>305,1</b>	21:09'07.859
5	25.753	30.591	29.018	32.931	1'58.293	<b>305,1</b>	21:11'06.152
6	25.789	30.771	29.161	32.911	1'58.632	304,2	21:13'04.784
7	25.691	30.744	29.242	32.957	1'58.634	<b>305,1</b>	21:15'03.418
8	25.723	30.854	28.981	32.941	1'58.499	304,2	21:17'01.917
9	25.713	30.703	29.092	32.890	1'58.398	304,2	21:19'00.315
10	25.811	30.762	29.155	32.979	1'58.707	304,2	21:20'59.022
11	25.741	30.923	29.123	32.940	1'58.727	<b>305,1</b>	21:22'57.749
12	25.668	30.659	29.098	32.894	1'58.319	<b>305,1</b>	21:24'56.068
13	25.821	30.737	29.348	32.848	1'58.754	304,2	21:26'54.822
14	25.785	30.779	29.240	32.980	1'58.784	<b>305,1</b>	21:28'53.606
15	25.980	30.825	29.421	33.027	1'59.253	<b>305,1</b>	21:30'52.859
16	25.827	30.836	29.357	33.019	1'59.039	304,2	21:32'51.898
17	25.851	30.833	29.390	34.305	2'00.379	<b>305,1</b>	21:34'52.277

3	26.028	31.071	29.138	32.989	1'59.226	<b>315,8</b>	21:07'13.972
4	25.969	30.888	29.076	32.876	1'58.809	<b>314,9</b>	21:09'12.781
5	25.839	31.003	29.108	33.116	1'59.066	<b>315,8</b>	21:11'11.847
6	25.901	31.038	29.189	32.907	1'59.035	314,0	21:13'10.882
7	25.885	30.982	29.206	33.128	1'59.201	314,0	21:15'10.083
8	26.083	31.040	29.261	32.936	1'59.320	310,3	21:17'09.403
9	25.994	30.974	29.246	32.944	1'59.158	312,1	21:19'08.561
10	25.897	31.009	29.188	32.919	1'59.013	311,2	21:21'07.574
11	26.028	30.954	29.239	33.079	1'59.300	313,0	21:23'06.874
12	25.956	31.122	29.517	32.955	1'59.550	310,3	21:25'06.424
13	25.985	31.687	29.373	32.862	1'59.907	311,2	21:27'06.331
14	25.962	30.887	29.277	32.974	1'59.100	313,0	21:29'05.431
15	26.088	31.481	29.435	33.095	2'00.099	313,0	21:31'05.530
16	25.895	31.069	29.357	33.009	1'59.330	308,6	21:33'04.860
17	25.895	31.041	29.477	33.056	1'59.469	310,3	21:35'04.329

7 C. DAVIES (1'58.196)							
Lap	Seg.1	Seg.2	Seg.3	Seg.4	Lap Time	km/h	Local Time
1		30.892	<b>28.846</b>	32.567	2'03.684		21:03'14.940
2	25.668	30.773	29.024	32.913	1'58.378	<b>317,6</b>	21:05'13.318
3	25.753	30.742	28.959	32.742	<b>1'58.196</b>	313,0	21:07'11.514
4	25.954	30.726	28.985	32.828	1'58.493	314,9	21:09'10.007
5	<b>25.663</b>	30.852	29.186	33.046	1'58.747	309,5	21:11'08.754
6	25.838	30.788	29.294	32.884	1'58.804	306,8	21:13'07.558
7	25.745	<b>30.725</b>	29.269	32.851	1'58.590	306,8	21:15'06.144
8	25.879	30.799	29.229	32.919	1'58.826	307,7	21:17'04.974
9	25.952	30.858	29.273	32.912	1'58.995	303,4	21:19'03.969
10	25.769	30.761	29.316	32.798	1'58.644	307,7	21:21'02.613
11	25.709	30.805	29.212	32.769	1'58.495	307,7	21:23'01.108
12	25.740	30.840	29.160	32.956	1'58.696	306,8	21:24'59.804
13	25.769	30.815	29.238	32.887	1'58.709	306,8	21:26'58.513
14	25.977	30.856	29.778	32.895	1'59.506	305,1	21:28'58.019
15	25.823	30.915	29.297	33.026	1'59.061	305,9	21:30'57.080
16	25.890	31.139	29.382	33.260	1'59.671	306,8	21:32'56.751
17	26.084	31.261	29.694	33.431	2'00.470	305,9	21:34'57.221

32 L. SAVADORI (1'58.641)							
Lap	Seg.1	Seg.2	Seg.3	Seg.4	Lap Time	km/h	Local Time
1		31.164	29.083	32.893	2'05.308		21:03'16.564
2	25.910	<b>30.826</b>	<b>28.969</b>	32.936	<b>1'58.641</b>	<b>314,9</b>	21:05'15.205
3	25.857	31.074	29.253	33.059	1'59.243	311,2	21:07'14.448
4	25.878	31.028	28.999	33.104	1'59.009	310,3	21:09'13.457
5	25.916	31.020	29.123	33.168	1'59.227	309,5	21:11'12.684
6	<b>25.783</b>	30.932	29.105	32.981	1'58.801	308,6	21:13'11.485
7	25.850	30.939	29.026	33.156	1'58.971	310,3	21:15'10.456
8	25.923	31.113	29.146	33.031	1'59.213	310,3	21:17'09.669
9	25.923	31.047	29.134	33.001	1'59.105	312,1	21:19'08.774
10	25.928	31.208	29.041	33.150	1'59.327	309,5	21:21'08.101
11	26.043	30.916	29.089	33.051	1'59.099	305,9	21:23'07.200
12	25.928	31.208	29.286	33.073	1'59.495	308,6	21:25'06.695
13	25.863	31.308	29.222	33.210	1'59.603	309,5	21:27'06.298
14	26.310	31.042	29.181	32.977	1'59.510	304,2	21:29'05.808
15	25.968	31.437	29.407	33.182	1'59.994	309,5	21:31'05.802
16	25.942	31.031	29.236	33.096	1'59.305	309,5	21:33'05.107
17	25.964	31.087	29.319	33.139	1'59.509	311,2	21:35'04.616

33 M. MELANDRI (1'58.414)							
Lap	Seg.1	Seg.2	Seg.3	Seg.4	Lap Time	km/h	Local Time
1		31.009	<b>28.896</b>	32.430	2'03.875		21:03'15.131
2	25.861	30.899	29.076	32.685	1'58.521	317,6	21:05'13.652
3	26.007	<b>30.806</b>	29.003	32.598	<b>1'58.414</b>	315,8	21:07'12.066
4	25.942	31.061	29.052	32.809	1'58.864	<b>318,6</b>	21:09'10.930
5	26.119	31.018	29.190	33.060	1'59.387	304,2	21:11'10.317
6	25.860	30.933	29.164	32.685	1'58.642	313,0	21:13'08.959
7	25.886	30.901	29.186	32.698	1'58.671	312,1	21:15'07.630
8	25.900	30.850	29.165	32.826	1'58.741	313,0	21:17'06.371
9	25.840	30.888	29.213	32.745	1'58.686	314,0	21:19'05.057
10	25.882	30.887	29.169	32.740	1'58.678	314,9	21:21'03.735
11	<b>25.813</b>	30.865	29.197	32.685	1'58.560	312,1	21:23'02.295
12	25.960	30.899	29.372	33.029	1'59.260	310,3	21:25'01.555
13	26.115	30.999	29.523	32.923	1'59.560	309,5	21:27'01.115
14	26.130	31.089	29.599	33.056	1'59.874	307,7	21:29'00.989
15	26.061	31.270	29.726	33.110	2'00.167	307,7	21:31'01.156
16	26.422	31.223	29.622	33.163	2'00.430	308,6	21:33'01.586
17	26.300	31.478	29.707	33.611	2'01.096	307,7	21:35'02.682

66 T. SYKES (1'58.287)							
Lap	Seg.1	Seg.2	Seg.3	Seg.4	Lap Time	km/h	Local Time
1		<b>30.524</b>	<b>28.778</b>	32.745	2'02.856		21:03'14.112
2	25.823	30.585	28.965	32.914	<b>1'58.287</b>	304,2	21:05'12.399
3	<b>25.820</b>	30.846	29.084	33.051	1'58.801	302,5	21:07'11.200
4	26.350	30.994	29.294	32.950	1'59.588	300,8	21:09'10.788
5	25.961	31.111	29.216	33.298	1'59.586	<b>309,5</b>	21:11'10.374
6	25.985	31.057	29.204	32.873	1'59.119	306,8	21:13'09.493
7	25.858	30.976	29.241	33.045	1'59.120	<b>309,5</b>	21:15'08.613
8	25.916	31.011	29.359	33.004	1'59.290	305,9	21:17'07.903
9	25.905	31.036	29.212	33.010	1'59.163	305,1	21:19'07.066
10	25.852	31.143	29.229	33.238	1'59.462	306,8	21:21'06.528
11	25.894	31.067	29.236	33.203	1'59.400	304,2	21:23'05.928
12	25.962	31.081	29.292	33.408	1'59.743	303,4	21:25'05.671
13	26.001	31.170	29.428	33.224	1'59.823	302,5	21:27'05.494
14	25.998	31.145	29.338	33.283	1'59.764	303,4	21:29'05.258
15	26.151	32.033	29.561	33.062	2'00.807	303,4	21:31'06.065
16	26.036	31.249	29.500	33.381	2'00.166	308,6	21:33'06.231
17	26.153	31.781	29.943	33.756	2'01.633	306,8	21:35'07.864

50 E. LAVERTY (1'58.405)							
Lap	Seg.1	Seg.2	Seg.3	Seg.4	Lap Time	km/h	Local Time
1		31.224	29.134	32.856	2'05.085		21:03'16.341
2	<b>25.799</b>	<b>30.724</b>	<b>28.967</b>	32.915	<b>1'58.405</b>	314,9	21:05'14.746

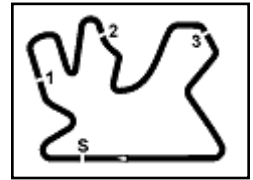
81 J. TORRES (1'58.715)							
Lap	Seg.1	Seg.2	Seg.3	Seg.4	Lap Time	km/h	Local Time
1		31.405	29.103	32.845	2'05.715		21:03'16.971
2	25.834	30.998	29.214	33.099	1'59.145	<b>314,9</b>	21:05'16.116
3	25.937	30.953	29.095	32.925	1'58.910	308,6	21:07'15.026
4	<b>25.831</b>	30.919	<b>28.912</b>	33.053	<b>1'58.715</b>	309,5	21:09'13.741
5	29.645	30.939	29.047	32.831	2'02.462	311,2	21:11'16.203
6	26.076	<b>30.879</b>	29.119	32.923	1'58.997	312,1	21:13'15.200

03/11/2017

P = Pits In/Out - C = Lap-Time Cancelled

These data/results cannot be reproduced, stored and/or transmitted in whole or in part by any manner of electronic, mechanical, photocopying, recording, broadcasting or otherwise now known or herein after developed without the previous express consent by the copyright owner, except for reproduction in daily press and regular printed publications on sale to the public within 60 days of the event related to those data/results and always provided that copyright symbol appears together as follows below.

© DORNA WSBK ORGANIZATION Srl 2017



## Qatar Round, 2-3-4 November 2017 World Superbike - Chronological Analysis Race 1

Losail International Circuit 5.380 m

Start at 21:01'11.256

2 / 3

7	25.989	31.039	29.154	33.056	1'59.238	311,2	21:15'14.438	11	26.437	31.054	29.380	33.172	2'00.043	304,2	21:23'13.850																																																																																																																																																															
8	25.986	31.144	29.216	33.051	1'59.397	313,0	21:17'13.835	12	26.062	31.064	29.271	33.070	1'59.467	302,5	21:25'13.317																																																																																																																																																															
9	26.149	31.170	29.273	32.980	1'59.572	314,0	21:19'13.407	13	<b>26.003</b>	31.150	29.266	33.390	1'59.809	300,8	21:27'13.126																																																																																																																																																															
10	26.119	31.171	29.130	33.190	1'59.610	311,2	21:21'13.017	14	26.125	31.288	29.304	33.205	1'59.922	299,2	21:29'13.048																																																																																																																																																															
11	25.868	31.042	29.416	33.052	1'59.378	313,0	21:23'12.395	15	26.102	31.220	29.420	33.442	2'00.184	296,7	21:31'13.232																																																																																																																																																															
12	26.005	31.160	29.182	33.040	1'59.387	306,8	21:25'11.782	16	26.074	31.224	29.529	33.496	2'00.323	296,7	21:33'13.555																																																																																																																																																															
13	25.959	31.032	29.213	33.133	1'59.337	308,6	21:27'11.119	17	26.423	31.356	29.877	33.726	2'01.382	294,3	21:35'14.937																																																																																																																																																															
14	26.015	31.076	29.251	33.360	1'59.702	305,9	21:29'10.821	<table border="1"> <thead> <tr> <th colspan="8">11 J. GUARNONI (1'59.778)</th> </tr> <tr> <th>Lap</th><th>Seg.1</th><th>Seg.2</th><th>Seg.3</th><th>Seg.4</th><th>Lap Time</th><th>km/h</th><th>Local Time</th> </tr> </thead> <tbody> <tr> <td>1</td><td></td><td>31.967</td><td>29.422</td><td>33.273</td><td>2'07.833</td><td></td><td>21:03'19.089</td> </tr> <tr> <td>2</td><td>26.289</td><td><b>30.977</b></td><td>29.304</td><td>33.208</td><td><b>1'59.778</b></td><td>304,2</td><td>21:05'18.867</td> </tr> <tr> <td>3</td><td>28.131</td><td>31.227</td><td>29.445</td><td>33.348</td><td>2'02.151</td><td><b>308,6</b></td><td>21:07'21.018</td> </tr> <tr> <td>4</td><td>26.463</td><td>31.506</td><td>29.528</td><td>33.409</td><td>2'00.906</td><td>301,7</td><td>21:09'21.924</td> </tr> <tr> <td>5</td><td>26.212</td><td>31.246</td><td>29.487</td><td>33.329</td><td>2'00.274</td><td>304,2</td><td>21:11'22.198</td> </tr> <tr> <td>6</td><td>26.222</td><td>31.163</td><td>29.409</td><td>33.420</td><td>2'00.214</td><td><b>308,6</b></td><td>21:13'22.412</td> </tr> <tr> <td>7</td><td>26.216</td><td>31.065</td><td>29.376</td><td>33.398</td><td>2'00.055</td><td>301,7</td><td>21:15'22.467</td> </tr> <tr> <td>8</td><td><b>26.116</b></td><td>31.243</td><td>29.463</td><td>33.406</td><td>2'00.228</td><td>300,0</td><td>21:17'22.695</td> </tr> <tr> <td>9</td><td>26.168</td><td>31.194</td><td><b>29.277</b></td><td>33.261</td><td>1'59.900</td><td>297,5</td><td>21:19'22.595</td> </tr> <tr> <td>10</td><td>26.188</td><td>31.241</td><td>29.583</td><td>33.194</td><td>2'00.206</td><td>303,4</td><td>21:21'22.801</td> </tr> <tr> <td>11</td><td>26.343</td><td>31.231</td><td>29.528</td><td>33.616</td><td>2'00.718</td><td>307,7</td><td>21:23'23.519</td> </tr> <tr> <td>12</td><td>26.366</td><td>31.402</td><td>29.623</td><td>33.606</td><td>2'00.997</td><td>300,8</td><td>21:25'24.516</td> </tr> <tr> <td>13</td><td>26.267</td><td>31.311</td><td>29.648</td><td>33.353</td><td>2'00.579</td><td>292,7</td><td>21:27'25.095</td> </tr> <tr> <td>14</td><td>26.272</td><td>31.157</td><td>29.513</td><td>33.448</td><td>2'00.390</td><td>298,3</td><td>21:29'25.485</td> </tr> <tr> <td>15</td><td>26.177</td><td>31.296</td><td>29.573</td><td>33.409</td><td>2'00.455</td><td>296,7</td><td>21:31'25.940</td> </tr> <tr> <td>16</td><td>26.235</td><td>31.236</td><td>29.487</td><td>33.598</td><td>2'00.556</td><td>296,7</td><td>21:33'26.496</td> </tr> <tr> <td>17</td><td>26.429</td><td>31.736</td><td>29.858</td><td>33.769</td><td>2'01.792</td><td>295,9</td><td>21:35'28.288</td> </tr> </tbody> </table>								11 J. GUARNONI (1'59.778)								Lap	Seg.1	Seg.2	Seg.3	Seg.4	Lap Time	km/h	Local Time	1		31.967	29.422	33.273	2'07.833		21:03'19.089	2	26.289	<b>30.977</b>	29.304	33.208	<b>1'59.778</b>	304,2	21:05'18.867	3	28.131	31.227	29.445	33.348	2'02.151	<b>308,6</b>	21:07'21.018	4	26.463	31.506	29.528	33.409	2'00.906	301,7	21:09'21.924	5	26.212	31.246	29.487	33.329	2'00.274	304,2	21:11'22.198	6	26.222	31.163	29.409	33.420	2'00.214	<b>308,6</b>	21:13'22.412	7	26.216	31.065	29.376	33.398	2'00.055	301,7	21:15'22.467	8	<b>26.116</b>	31.243	29.463	33.406	2'00.228	300,0	21:17'22.695	9	26.168	31.194	<b>29.277</b>	33.261	1'59.900	297,5	21:19'22.595	10	26.188	31.241	29.583	33.194	2'00.206	303,4	21:21'22.801	11	26.343	31.231	29.528	33.616	2'00.718	307,7	21:23'23.519	12	26.366	31.402	29.623	33.606	2'00.997	300,8	21:25'24.516	13	26.267	31.311	29.648	33.353	2'00.579	292,7	21:27'25.095	14	26.272	31.157	29.513	33.448	2'00.390	298,3	21:29'25.485	15	26.177	31.296	29.573	33.409	2'00.455	296,7	21:31'25.940	16	26.235	31.236	29.487	33.598	2'00.556	296,7	21:33'26.496	17	26.429	31.736	29.858	33.769	2'01.792	295,9	21:35'28.288							
11 J. GUARNONI (1'59.778)																																																																																																																																																																														
Lap	Seg.1	Seg.2	Seg.3	Seg.4	Lap Time	km/h	Local Time																																																																																																																																																																							
1		31.967	29.422	33.273	2'07.833		21:03'19.089																																																																																																																																																																							
2	26.289	<b>30.977</b>	29.304	33.208	<b>1'59.778</b>	304,2	21:05'18.867																																																																																																																																																																							
3	28.131	31.227	29.445	33.348	2'02.151	<b>308,6</b>	21:07'21.018																																																																																																																																																																							
4	26.463	31.506	29.528	33.409	2'00.906	301,7	21:09'21.924																																																																																																																																																																							
5	26.212	31.246	29.487	33.329	2'00.274	304,2	21:11'22.198																																																																																																																																																																							
6	26.222	31.163	29.409	33.420	2'00.214	<b>308,6</b>	21:13'22.412																																																																																																																																																																							
7	26.216	31.065	29.376	33.398	2'00.055	301,7	21:15'22.467																																																																																																																																																																							
8	<b>26.116</b>	31.243	29.463	33.406	2'00.228	300,0	21:17'22.695																																																																																																																																																																							
9	26.168	31.194	<b>29.277</b>	33.261	1'59.900	297,5	21:19'22.595																																																																																																																																																																							
10	26.188	31.241	29.583	33.194	2'00.206	303,4	21:21'22.801																																																																																																																																																																							
11	26.343	31.231	29.528	33.616	2'00.718	307,7	21:23'23.519																																																																																																																																																																							
12	26.366	31.402	29.623	33.606	2'00.997	300,8	21:25'24.516																																																																																																																																																																							
13	26.267	31.311	29.648	33.353	2'00.579	292,7	21:27'25.095																																																																																																																																																																							
14	26.272	31.157	29.513	33.448	2'00.390	298,3	21:29'25.485																																																																																																																																																																							
15	26.177	31.296	29.573	33.409	2'00.455	296,7	21:31'25.940																																																																																																																																																																							
16	26.235	31.236	29.487	33.598	2'00.556	296,7	21:33'26.496																																																																																																																																																																							
17	26.429	31.736	29.858	33.769	2'01.792	295,9	21:35'28.288																																																																																																																																																																							

05 S. GUINTOLI (1'59.310)							
Lap	Seg.1	Seg.2	Seg.3	Seg.4	Lap Time	km/h	Local Time
1		31.236	<b>29.013</b>	32.921	2'05.517		21:03'16.773
2	<b>25.885</b>	<b>30.940</b>	29.563	33.165	1'59.553	309,5	21:05'16.326
3	26.027	30.944	29.251	33.088	<b>1'59.310</b>	309,5	21:07'15.636
4	25.988	31.093	29.325	33.105	1'59.511	305,9	21:09'15.147
5	26.059	31.510	29.313	33.136	2'00.018	302,5	21:11'15.165
6	26.029	31.187	29.374	33.021	1'59.611	309,5	21:13'14.776
7	25.924	31.127	29.406	33.043	1'59.500	308,6	21:15'14.276
8	26.008	31.066	29.338	33.096	1'59.508	<b>310,3</b>	21:17'13.784
9	26.033	31.176	29.334	33.041	1'59.584	309,5	21:19'13.368
10	25.925	30.979	29.438	33.160	1'59.502	308,6	21:21'12.870
11	25.929	30.947	29.465	33.149	1'59.490	303,4	21:23'12.360
12	25.930	30.965	29.400	33.117	1'59.412	300,0	21:25'11.772
13	26.315	31.069	29.566	33.076	2'00.026	301,7	21:27'11.798
14	25.893	31.016	29.438	33.109	1'59.456	304,2	21:29'11.254
15	25.927	30.993	29.442	33.156	1'59.518	305,1	21:31'10.772
16	25.917	31.049	29.436	33.049	1'59.451	305,9	21:33'10.223
17	26.023	31.052	29.535	33.313	1'59.923	304,2	21:35'10.146

2 L. CAMIER (1'59.106)							
Lap	Seg.1	Seg.2	Seg.3	Seg.4	Lap Time	km/h	Local Time
1		31.795	29.202	33.278	2'07.365		21:03'18.621
2	26.016	30.992	29.413	33.137	1'59.558	305,9	21:05'18.179
3	26.052	<b>30.859</b>	29.230	33.009	1'59.150	<b>307,7</b>	21:07'17.329
4	26.201	30.937	29.184	33.097	1'59.419	<b>307,7</b>	21:09'16.748
5	26.072	31.165	29.112	33.082	1'59.431	306,8	21:11'16.179
6	26.342	30.989	29.185	33.322	1'59.838	304,2	21:13'16.017
7	26.026	31.003	<b>29.089</b>	33.418	1'59.536	303,4	21:15'15.553
8	25.976	30.908	29.126	33.096	<b>1'59.106</b>	301,7	21:17'14.659
9	<b>25.922</b>	31.141	29.168	33.215	1'59.446	305,1	21:19'14.105
10	26.047	31.007	29.370	33.265	1'59.689	306,8	21:21'13.794
11	26.329	30.919	29.331	33.084	1'59.663	302,5	21:23'13.457
12	26.036	31.093	29.147	33.029	1'59.305	301,7	21:25'12.762
13	26.014	30.964	29.227	33.096	1'59.301	301,7	21:27'12.063
14	25.990	31.018	29.339	33.078	1'59.425	302,5	21:29'11.488
15	25.999	31.095	29.284	33.185	1'59.563	302,5	21:31'11.051
16	26.131	31.196	29.308	33.207	1'59.842	302,5	21:33'10.893
17	25.988	31.201	29.370	33.319	1'59.878	301,7	21:35'10.771

40 R. RAMOS (1'59.270)							
Lap	Seg.1	Seg.2	Seg.3	Seg.4	Lap Time	km/h	Local Time
1		31.507	29.424	33.154	2'06.973		21:03'18.229
2	26.194	30.939	29.326	33.088	1'59.547	<b>305,1</b>	21:05'17.776
3	26.106	30.965	29.183	33.164	1'59.418	299,2	21:07'17.194
4	26.111	30.937	<b>29.162</b>	33.131	1'59.341	298,3	21:09'16.535
5	26.061	31.052	29.197	33.100	1'59.410	300,0	21:11'15.945
6	26.028	<b>30.887</b>	29.313	33.042	<b>1'59.270</b>	300,0	21:13'15.215
7	26.244	30.976	29.216	33.139	1'59.575	300,8	21:15'14.790
8	26.060	31.003	29.287	33.117	1'59.467	300,8	21:17'14.257
9	26.122	31.090	29.273	33.171	1'59.656	303,4	21:19'13.913
10	26.039	31.060	29.642	33.153	1'59.894	304,2	21:21'13.807

45 J. GAGNE (1'59.792)							
Lap	Seg.1	Seg.2	Seg.3	Seg.4	Lap Time	km/h	Local Time
1		32.040	29.484	33.264	2'08.060		21:03'19.316
2	26.376	31.214	<b>29.285</b>	32.917	<b>1'59.792</b>	303,4	21:05'19.108
3	27.641	31.197	29.400	33.434	2'01.672	<b>311,2</b>	21:07'20.780
4	26.177	<b>31.144</b>	29.520	33.133	1'59.974	308,6	21:09'20.754
5	26.185	31.640	29.380	33.408	2'00.613	307,7	21:11'21.367
6	<b>26.148</b>	31.271	29.475	33.063	1'59.957	307,7	21:13'21.324
7	26.187	31.264	29.405	33.227	2'00.083	306,8	21:15'21.407
8	26.270	31.268	29.537	33.264	2'00.339	307,7	21:17'21.746
9	26.326	31.372	29.523	33.326	2'00.547	304,2	21:19'22.293
10	26.195	31.328	29.625	33.294	2'00.442	305,1	21:21'22.735
11	26.587	31.454	29.477	33.284	2'00.802	309,5	21:23'23.537
12	26.548	31.722	29.828	33.199	2'01.297	290,3	21:25'24.834
13	26.508	31.389	29.649	33.220	2'00.766	301,7	21:27'25.600
14	26.244	31.435	29.562	33.256	2'00.497	306,8	21:29'26.097
15	26.466	31.815	29.569	33.435	2'01.285	305,9	21:31'27.382
16	26.480	31.646	29.645	33.650	2'01.421	305,1	21:33'28.803
17	26.537	31.589	29.986	33.599	2'01.711	305,9	21:35'30.514

44 R. ROLFO (2'00.561)							
Lap	Seg.1	Seg.2	Seg.3	Seg.4	Lap Time	km/h	Local Time
1		32.261	29.745	33.311	2'08.796		21:03'20.052
2	26.322	<b>31.132</b>	29.695	33.576	2'00.725	<b>306,8</b>	21:05'20.777
3	26.590	31.495	<b>29.564</b>	33.499	2'01.148	299,2	21:07'21.925
4	26.352	31.326	29.648	33.392	2'00.718	299,2	21:09'22.643
5	<b>26.099</b>	31.353	29.595	33.514	<b>2'00.561</b>	299,2	21:11'23.204
6	26.487	31.417	29.833	33.966	2'01.703	296,7	21:13'24.907
7	26.376	31.525	29.750	33.703	2'01.354	297,5	21:15'26.261
8	26.378	31.507	29.743	33.680	2'01.308	295,1	21:17'27.569
9	26.366	31.501	29.787	33.553	2'01.207	297,5	21:19'28.776
10	26.234	31.540	29.893	33.580	2'01.247	295,1	21:21'30.023
11	26.455	31.694	29.987	33.927	2'02.063	295,1	21:23'32.086
12	26.447	31.630	29.837	33.600	2'01.514	291,1	21:25'33.600
13	26.311	31.583	29.931	33.738	2'01.563	293,5	21:27'35.163
14	26.389	31.574	29.812	33.667	2'01.442	294,3	21:29'36.605

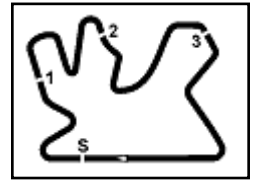
03/11/2017

P = Pits In/Out - C = Lap-Time Cancelled

These data/results cannot be reproduced, stored and/or transmitted in whole or in part by any manner of electronic, mechanical, photocopying, recording, broadcasting or otherwise now known or herein after developed without the previous express consent by the copyright owner, except for reproduction in daily press and regular printed publications on sale to the public within 60 days of the event related to those data/results and always provided that copyright symbol appears together as follows below.

© DORNA WSBK ORGANIZATION Srl 2017





## Qatar Round, 2-3-4 November 2017 World Superbike - Chronological Analysis Race 1

Losail International Circuit 5.380 m

Start at 21:01'11.256

**3 / 3**

15	26.413	31.503	29.858	33.799	2'01.573	293,5	21:31'38.178	8	<b>26.025</b>	30.966	29.387	33.190	1'59.568	306,8	21:17'13.662
16	26.475	31.528	29.959	33.787	2'01.749	288,8	21:33'39.927	9	26.039	30.993	29.349	33.264	1'59.645	307,7	21:19'13.307
17	26.485	31.622	29.970	33.932	2'02.009	294,3	21:35'41.936	10	26.167	31.372	29.935	33.079	2'00.553	304,2	21:21'13.860

37 O. JEZEK (2'00.694)								60 M. VAN DER MARK (1'58.477)							
Lap	Seg.1	Seg.2	Seg.3	Seg.4	Lap Time	km/h	Local Time	Lap	Seg.1	Seg.2	Seg.3	Seg.4	Lap Time	km/h	Local Time
1		32.168	29.842	33.341	2'08.711		21:03'19.967	1		30.964	<b>28.932</b>	32.702	2'04.504		21:03'15.760
2	26.783	31.161	29.624	33.476	2'01.044	299,2	21:05'21.011	2	25.872	<b>30.804</b>	28.986	32.815	<b>1'58.477</b>	310,3	21:05'14.237
3	28.645	<b>31.107</b>	<b>29.578</b>	33.589	2'02.919	<b>304,2</b>	21:07'23.930	3	26.136	30.904	29.057	32.871	1'58.968	310,3	21:07'13.205
4	<b>26.222</b>	31.221	29.737	33.514	<b>2'00.694</b>	295,9	21:09'24.624	4	25.873	30.976	29.045	33.027	1'58.921	308,6	21:09'12.126
5	26.316	31.189	29.607	33.642	2'00.754	292,7	21:11'25.378	5	<b>25.750</b>	31.021	29.081	32.902	1'58.754	307,7	21:11'10.880
6	26.350	31.320	29.794	33.574	2'01.038	294,3	21:13'26.416	6	25.829	30.992	29.102	32.870	1'58.793	310,3	21:13'09.673

34 D. GIUGLIANO (1'59.866)							
Lap	Seg.1	Seg.2	Seg.3	Seg.4	Lap Time	km/h	Local Time
1		31.786	29.692	33.400	2'07.654		21:03'18.910
2	<b>26.295</b>	<b>30.946</b>	<b>29.332</b>	33.293	<b>1'59.866</b>	<b>306,8</b>	21:05'18.776
3	27.885	31.100	29.478	33.607	2'02.070	305,9	21:07'20.846
4	26.475	31.319	29.447	33.365	2'00.606	300,8	21:09'21.452
5	26.351	31.391	29.432	33.408	2'00.582	302,5	21:11'22.034

121 A. ANDREOZZI (1'59.956)							
Lap	Seg.1	Seg.2	Seg.3	Seg.4	Lap Time	km/h	Local Time
1		31.434	<b>29.318</b>	33.340	2'06.866		21:03'18.122
2	26.136	30.968	29.653	33.230	1'59.987	299,2	21:05'18.109
3	26.408	30.942	29.464	33.142	<b>1'59.956</b>	<b>300,8</b>	21:07'18.065

22 A. LOWES (1'58.271)							
Lap	Seg.1	Seg.2	Seg.3	Seg.4	Lap Time	km/h	Local Time
1		<b>30.644</b>	<b>28.770</b>	32.725	2'03.182		21:03'14.438
2	25.996	30.653	29.052	32.805	1'58.506	304,2	21:05'12.944
3	25.740	30.726	29.005	32.800	<b>1'58.271</b>	305,9	21:07'11.215
4	26.000	30.666	29.163	32.964	1'58.793	306,8	21:09'10.008
5	25.986	30.862	29.017	33.078	1'58.943	302,5	21:11'08.951
6	25.935	30.864	29.077	32.905	1'58.781	306,8	21:13'07.732
7	26.264	30.872	28.982	32.975	1'59.093	305,9	21:15'06.825
8	25.951	30.889	29.079	32.801	1'58.720	307,7	21:17'05.545
9	25.837	30.916	29.093	32.883	1'58.729	<b>310,3</b>	21:19'04.274
10	25.986	30.838	29.077	33.025	1'58.926	<b>310,3</b>	21:21'03.200
11	<b>25.679</b>	30.728	29.017	1'06.584	2'32.008	305,1	21:23'35.208
12	31.893	31.220	29.126	33.244	2'05.483	271,4	21:25'40.691
13	26.032	30.708	29.168	33.206	1'59.114	301,7	21:27'39.805
14	25.925	30.802	29.092	32.864	1'58.683	303,4	21:29'38.488
15	25.841	30.951	29.339	33.551	1'59.682	307,7	21:31'38.170

12 X. FORÉS (1'58.194)							
Lap	Seg.1	Seg.2	Seg.3	Seg.4	Lap Time	km/h	Local Time
1		30.787	<b>28.841</b>	32.727	2'03.589		21:03'14.845
2	25.938	30.858	28.950	32.982	1'58.728	311,2	21:05'13.573
3	25.840	30.787	28.869	32.698	<b>1'58.194</b>	<b>312,1</b>	21:07'11.767
4	25.987	31.084	29.142	32.857	1'59.070	311,2	21:09'10.837
5	25.856	<b>30.780</b>	28.938	32.801	1'58.375	<b>312,1</b>	21:11'09.212
6	25.852	30.932	29.052	32.708	1'58.544	310,3	21:13'07.756
7	25.816	30.822	29.111	32.767	1'58.516	308,6	21:15'06.272
8	25.859	30.979	29.111	32.765	1'58.714	306,8	21:17'04.986
9	26.051	31.021	29.160	32.833	1'59.065	305,9	21:19'04.051
10	<b>25.783</b>	30.908	29.253	34.795	2'00.739	305,9	21:21'04.790

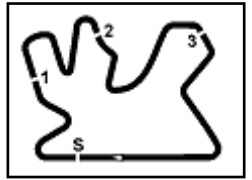
35 R. DE ROSA (1'59.008)							
Lap	Seg.1	Seg.2	Seg.3	Seg.4	Lap Time	km/h	Local Time
1		31.386	29.267	33.002	2'06.242		21:03'17.498
2	26.077	<b>30.747</b>	29.268	32.916	<b>1'59.008</b>	311,2	21:05'16.506
3	26.115	30.957	29.276	32.893	1'59.241	306,8	21:07'15.747
4	26.078	31.111	29.298	33.134	1'59.621	309,5	21:09'15.368
5	26.124	31.038	<b>29.161</b>	33.250	1'59.573	310,3	21:11'14.941
6	26.145	31.027	29.350	33.028	1'59.550	305,9	21:13'14.491
7	26.046	31.025	29.357	33.175	1'59.603	307,7	21:15'14.094

03/11/2017

**P = Pits In/Out - C = Lap-Time Cancelled**

These data/results cannot be reproduced, stored and/or transmitted in whole or in part by any manner of electronic, mechanical, photocopying, recording, broadcasting or otherwise now known or herein after developed without the previous express consent by the copyright owner, except for reproduction in daily press and regular printed publications on sale to the public within 60 days of the event related to those data/results and always provided that copyright symbol appears together as follows below.

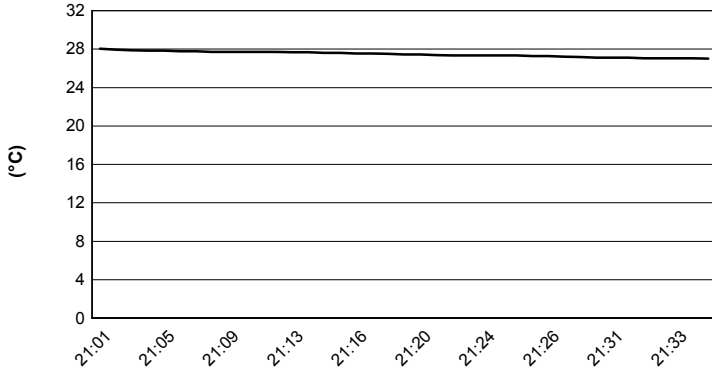
© DORNA WSBK ORGANIZATION Srl 2017



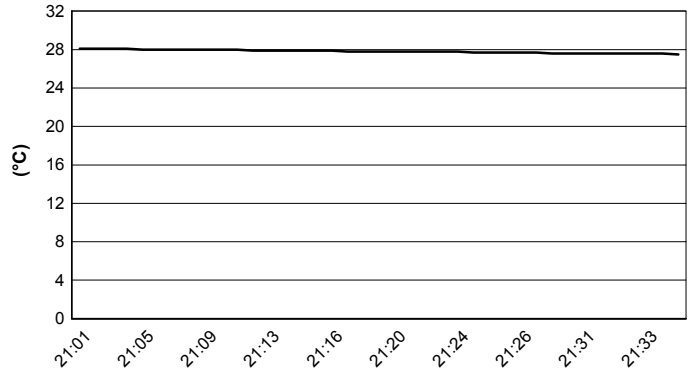
Losail International Circuit 5.380 m

**Qatar Round, 2-3-4 November 2017**  
**World Superbike - Weather Report Race 1**  
 Session started 21:01 - Session ended 21:35

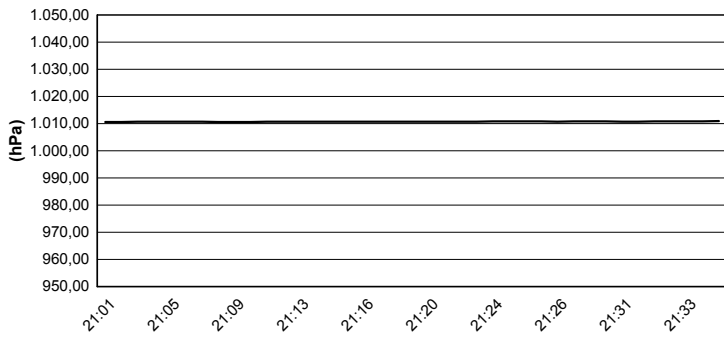
### Air Temperature



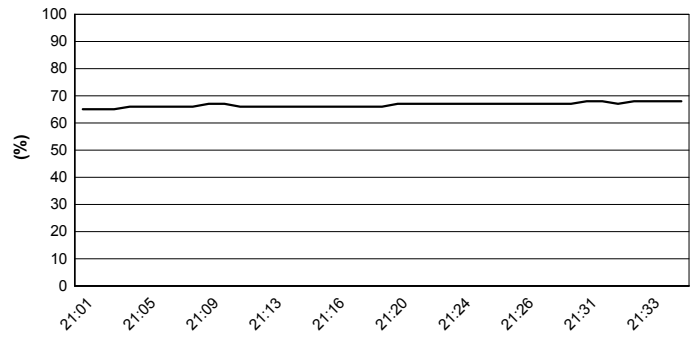
### Track Temperature



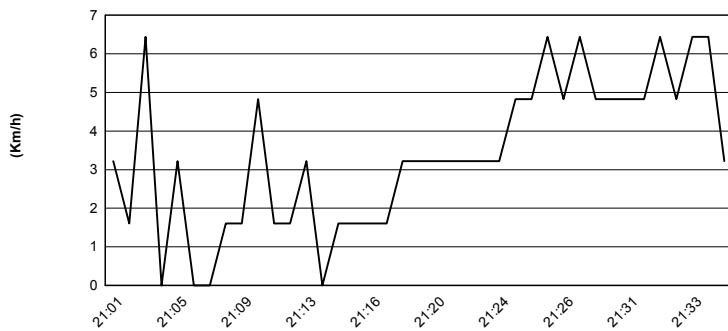
### Air Pressure



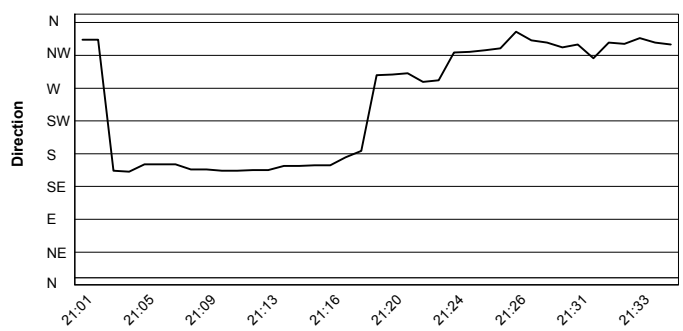
### Humidity



### Wind Speed



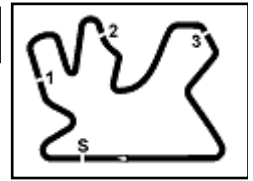
### Wind Direction



03/11/2017

These data/results cannot be reproduced, stored and/or transmitted in whole or in part by any manner of electronic, mechanical, photocopying, recording, broadcasting or otherwise now known or herein after developed without the previous express consent by the copyright owner, except for reproduction in daily press and regular printed publications on sale to the public within 60 days of the event related to those data/results and always provided that copyright symbol appears together as follows below.

© DORNA WSBK ORGANIZATION Srl 2017



## Qatar Round, 2-3-4 November 2017 World Superbike - Championship Standings

Losail International Circuit 5.380 m

1 / 2

Points	Points From First	Points From Previous	February 26		March 12		April 2		April 30		May 14		May 28		June 18		July 9		August 20		September 17		October 1		October 22		November 4		
			PHILLIP ISLAND	BURIRAM	ARAGÓN	ASSEN	IMOLA	DONINGTON PARK	MISANO	LAGUNA SECA	LAUSITZRING	PORTIMÃO	MAGNY COURS	JEREZ	LOSAIL														
<b>1</b> REA Jonathan (GBR)	<b>531</b>		25 25	25 25	25 20	25 25	20 20	0 25	16 20	20 25	20 25	20 25	25 25	25 0	25 25	25	25	25	0	25 25	25	25	25	0	25 25	25	25	25	
<b>2</b> DAVIES Chaz (GBR)	<b>383</b> 148		20 20	20 10	0 25	0 16	25 25	8 16	0 0	25 16	25 25	20 0	6 25	20 16	20	16	20	16	20	20	0	6 25	20 16	20	16	20	20		
<b>3</b> SYKES Tom (GBR)	<b>373</b> 158 10		16 10	16 20	16 13	20 20	13 16	25 20	25 16	16 20	16 13	0 0	16 9	16 11	10					16 9	16 11	10							
<b>4</b> MELANDRI Marco (ITA)	<b>317</b> 214 56		0 16	13 16	20 16	16 0	16 11	13 0	1 25	13 13	13 16	16 16	20 11	0 20	16					16 16	20 11	0 20	16						
<b>5</b> LOWES Alex (GBR)	<b>226</b> 305 91		13 13	10 13	13 3	0 11	8 10	16 11	20 0	0 7	10 11	0 0	11 20	13 13	0					11 20	13 13	0							
<b>6</b> VAN DER MARK Michael (NED)	<b>210</b> 321 16		7 9	11 0	11 11	0 13	9 7	11 13	0 13	8 6	1 5	11 20	7 16	11 10	0					11 20	7 16	11 10	0						
<b>7</b> FORÉS Xavi (ESP)	<b>185</b> 346 25		10 11	5 8	0 10	13 3	11 13	6 9	11 0	11 11	8 6	7 3	0 13	7 9	0					7 3	0 13	7 9	0						
<b>8</b> CAMIER Leon (GBR)	<b>161</b> 370 24		11 8	8 0	5 6	6 10	10 0	10 10	5 0	10 0	11 10	13 0	13 0	4 4	7					11 10	13 0	4 4	7						
<b>9</b> TORRES Jordi (ESP)	<b>158</b> 373 3		9 0	9 11	10 9	0 9	0 8	7 0	13 0	9 0	7 8	10 11	2 8	3 6	9					7 8	10 11	2 8	3 6	9					
<b>10</b> LAVERTY Eugene (IRL)	<b>148</b> 383 10		8 6	0 1	8 7	8 8	0 9	3 0	10 11	0 10	6 0	9 13	10 0	8 0	13					6 0	9 13	10 0	8 0	13					
<b>11</b> SAVADORI Lorenzo (ITA)	<b>124</b> 407 24		0 7	3 0	0 0	11 0	4 3	4 0	7 10	6 8	9 9	8 10	5 0	9 0	11					8 10	5 0	9 0	11						
<b>12</b> MERCADO Leandro (ARG)	<b>115</b> 416 9		0 0	0 0	9 8	7 4	0 6	9 0	0 7	7 9	5 4	0 9	9 10	5 7	0					0 9	9 10	5 7	0						
<b>13</b> RAMOS Román (ESP)	<b>112</b> 419 3		3 2	1 7	0 5	9 5	7 5	5 8	8 0	4 4	2 2	6 1	4 7	6 5	6					2 2	6 1	4 7	6 5	6					
<b>14</b> BRADL Stefan (GER)	<b>67</b> 464 45		1 1	6 0	7 4	10 6	6 2	0 5	0 6	5 5	0 3	0 0	0 0	0 0	0					0 3	0 0	0 0	0 0	0					
<b>15</b> KRUMMENACHER Randy (SUI)	<b>50</b> 481 17		6 0	4 0	2 2	5 2	3 1	2 0	9 8	0 2	4 0	0 0	0 0	0 0	0					0 2	0 0	0 0	0 0	0					
<b>16</b> DE ROSA Raffaele (ITA)	<b>48</b> 483 2		0 0	0 0	0 0	3 0	2 0	1 6	6 9	3 0	0 1	5 0	3 6	0 3	0					0 1	5 0	3 6	0 3	0					
<b>17</b> HAYDEN Nicky (USA)	<b>40</b> 491 8		5 0	7 9	6 0	2 7	0 4	0 0	0 0	0 0	0 0	0 0	0 0	0 0	0					0 0	0 0	0 0	0 0	0					
<b>18</b> DE ANGELIS Alex (RSM)	<b>32</b> 499 8		2 5	0 5	1 0	4 1	5 0	0 0	4 0	2 3	0 0	0 0	0 0	0 0	0					0 0	0 0	0 0	0 0	0					
<b>19</b> REITERBERGER Markus (GER)	<b>29</b> 502 3		4 3	2 6	4 0	0 0	0 0	0 0	0 0	0 0	3 7	0 0	0 0	0 0	0					3 7	0 0	0 0	0 0	0					
<b>20</b> GUINTOLI Sylvain (FRA)	<b>26</b> 505 3		0 0	0 0	0 0	0 0	0 0	0 0	0 0	0 0	0 0	0 0	10 8	8						0 0	0 0	10 8	8						
<b>21</b> BADOVINI Ayrton (ITA)	<b>26</b> 505 0		0 0	0 2	0 0	1 0	1 0	0 2	3 5	0 0	4 7	0 1	0 0	0 0	0					0 0	4 7	0 1	0 0	0					
<b>22</b> HASLAM Leon (GBR)	<b>20</b> 511 6		0 0	0 0	0 0	0 0	0 0	0 0	20 0	0 0	0 0	0 0	0 0	0 0	0					0 0	0 0	0 0	0 0	0					
<b>23</b> JEZEK Ondrej (CZE)	<b>20</b> 511 0		0 0	0 3	0 0	0 0	0 0	0 3	2 4	0 0	0 0	0 5	0 0	1 0	2					0 0	0 5	0 0	1 0	2					
<b>24</b> GIUGLIANO Davide (ITA)	<b>13</b> 518 7		0 0	0 0	0 0	0 0	0 0	0 0	0 0	0 0	0 0	8 5	0 0	0						0 0	8 5	0 0	0						

03/11/2017

First Line: Championship Standings - Second Line: Ranking Progression

These data/results cannot be reproduced, stored and/or transmitted in whole or in part by any manner of electronic, mechanical, photocopying, recording, broadcasting or otherwise now known or herein after developed without the previous express consent by the copyright owner, except for reproduction in daily press and regular printed publications on sale to the public within 60 days of the event related to those data/results and always provided that copyright symbol appears together as follows below.

© DORNA WSBK ORGANIZATION Srl 2017

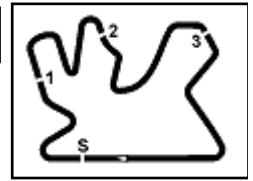
FICR PERUGIA TIMING



Official Tyre Supplier



Official Timekeeper



## Qatar Round, 2-3-4 November 2017 World Superbike - Championship Standings

Losail International Circuit 5.380 m

2 / 2

	Points	Points From First	Points From Previous	February 26 PHILLIP ISLAND	March 12 BURIRAM	April 2 ARAGÓN	April 30 ASSEN	May 14 IMOLA	May 28 DONINGTON PARK	June 18 MISANO	July 9 LAGUNA SECA	August 20 LAUSITZRING	September 17 PORTIMÃO	October 1 MAGNY COURS	October 22 JEREZ	November 4 LOSAIL		
<b>25 WEST</b> Anthony (AUS)	13	518	0	0 0	0 0	0 0	0 0	0 0	0 0	0 0	0 0	0 0	3 8 27 24	0 2 24 23	0 0 23 24	0 24		
<b>26 RUSSO</b> Riccardo (ITA)	13	518	0	0 0	0 4 18	0 0 19 19	0 0 19 19	0 0 20 20	0 4 21 21	0 0 22 23	0 0 23 23	0 0 23 23	2 2 23 23	1 0 23 23	0 0 23 24	0 24		
<b>27 ANDREOZZI</b> Alessandro (ITA)	11	520	2	0 0	0 0	0 0	0 0	0 0	0 0	0 0	0 0	0 0	0 4 27	0 3 28 26	2 2 27 27	0 27		
<b>28 GAGNE</b> Jake (USA)	10	521	1	0 0	0 0	0 0	0 0	0 0	0 0	0 0	1 1 27 27	0 0 27 27	0 0 28 30	0 4 31 29	0 0 30 30	4 28		
<b>29 TAKAHASHI</b> Takumi (JPN)	8	523	2	0 0	0 0	0 0	0 0	0 0	0 0	0 0	0 0	0 0	1 6 29 25	0 0 26 26	0 1 28 28	0 29		
<b>30 DIXON</b> Jake (GBR)	7	524	1	0 0	0 0	0 0	0 0	0 0	0 7 22	0 0 24 24	0 0 24 24	0 0 24 24	0 0 24 25	0 0 26 26	0 0 28 29	0 30		
<b>31 GUARNONI</b> Jeremy (FRA)	5	526	2	0 0	0 0	0 0	0 0	0 0	0 0	0 0	0 0	0 0	0 0	0 0	0 0	5 31		
<b>32 BROOKES</b> Joshua (AUS)	4	527	1	0 4 17	0 0 18 18	0 0 19 19	0 0 19 19	0 0 20 20	0 0 21 25	0 0 25 25	0 0 25 25	0 0 25 25	0 0 25 27	0 0 28 30	0 0 31 31	0 32		
<b>33 SIMON</b> Julian (ESP)	4	527	0	0 0	0 0	3 1 21 19	0 0 19 19	0 0 20 20	0 0 21 25	0 0 25 25	0 0 25 25	0 0 25 25	0 0 25 27	0 0 28 30	0 0 31 31	0 32		
<b>34 ROLFO</b> Roberto (ITA)	3	528	1	0 0	0 0	0 0	0 0	0 0	0 0	0 0	0 0	0 0	0 0	0 0	0 0	3 34		

03/11/2017

First Line: Championship Standings - Second Line: Ranking Progression

These data/results cannot be reproduced, stored and/or transmitted in whole or in part by any manner of electronic, mechanical, photocopying, recording, broadcasting or otherwise now known or herein after developed without the previous express consent by the copyright owner, except for reproduction in daily press and regular printed publications on sale to the public within 60 days of the event related to those data/results and always provided that copyright symbol appears together as follows below.

© DORNA WSBK ORGANIZATION Srl 2017

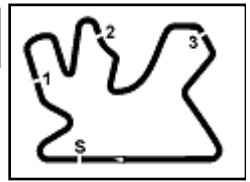
FICR PERUGIA TIMING



Official Tyre Supplier



Official Timekeeper



## Qatar Round, 2-3-4 November 2017 World Superbike - Manufacturers Standings

Losail International Circuit 5.380 m

Points	Points From First	Points From Previous	February 26 PHILLIP ISLAND		March 12 BURIRAM		April 2 ARAGÓN		April 30 ASSEN		May 14 IMOLA		May 28 DONINGTON PARK		June 18 MISANO		July 9 LAGUNA SECA		August 20 LAUSITZRING		September 17 PORTIMÃO		October 1 MAGNY COURS		October 22 JEREZ		November 4 LOSAIL				
			1	2	1	2	1	2	1	2	1	2	1	2	1	2	1	2	1	2	1	2	1	2	1	2	1	2	1	2	
1	KAWASAKI	574	25	25	25	25	25	20	25	25	20	20	25	25	25	20	20	25	25	20	20	25	25	25	9	25	25	25	1		
2	DUCATI	500	74	20	20	20	16	20	25	16	16	25	25	13	16	11	25	25	16	25	25	20	16	20	25	20	20	20	2		
3	YAMAHA	292	282	13	13	11	13	13	11	13	13	9	10	16	13	20	13	8	7	10	11	11	20	11	20	13	13	3			
4	APRILIA	204	370	8	7	3	1	9	8	11	8	4	9	9	11	10	11	7	10	9	9	9	13	10	10	9	7	13			
5	BMW	182	392	9	3	9	11	10	9	3	9	2	8	7	6	13	9	9	7	8	10	11	3	8	3	6	9				
6	MV AGUSTA	161	413	11	8	8		5	6	6	10	10	10	10	10	5	10	11	10	13	13	4	4	4	4	4	7				
7	HONDA	109	465	5	1	7	9	7	4	10	7	6	4	7	5	6	5	5	3	1	6	8	5	7	7	1	4				

03/11/2017

First Line: Championship Standings - Second Line: Ranking Progression

These data/results cannot be reproduced, stored and/or transmitted in whole or in part by any manner of electronic, mechanical, photocopying, recording, broadcasting or otherwise now known or herein after developed without the previous express consent by the copyright owner, except for reproduction in daily press and regular printed publications on sale to the public within 60 days of the event related to those data/results and always provided that copyright symbol appears together as follows below.

© DORNA WSBK ORGANIZATION Srl 2017

FIOR PERUGIA TIMING

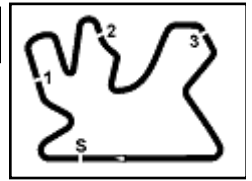


Official Tyre Supplier



Official Timekeeper





**Qatar Round, 2-3-4 November 2017**  
**World Superbike - Pirelli Best Lap Award**

Losail International Circuit 5.380 m

Points	Points From First	Points From Previous	February 26	March 12	April 2	April 30	May 14	May 28	June 18	July 9	August 20	September 17	October 1	October 22	November 4		
			PHILLIP ISLAND	BURIRAM	ARAGÓN	ASSEN	IMOLA	DONINGTON PARK	MISANO	LAGUNA SECA	LAUSITZRING	PORTIMÃO	MAGNY COURS	JEREZ	LOSAIL		
<b>Fastest Laps</b>																	
<b>1 REA</b> Jonathan (GBR)	<b>13</b>		1	1	1	1 1		1		1 1		1 1		1	1		
<b>2 DAVIES</b> Chaz (GBR)	<b>5 8</b>				1		1 1				1		1				
<b>3 MELANDRI</b> Marco (ITA)	<b>4 9 1</b>		1	1									1	1			
<b>4 SYKES</b> Tom (GBR)	<b>2 11 2</b>							1			1						
<b>5 VAN DER MARK</b> Michael (NED)	<b>1 12 1</b>								1								

03/11/2017

These data/results cannot be reproduced, stored and/or transmitted in whole or in part by any manner of electronic, mechanical, photocopying, recording, broadcasting or otherwise now known or herein after developed without the previous express consent by the copyright owner, except for reproduction in daily press and regular printed publications on sale to the public within 60 days of the event related to those data/results and always provided that copyright symbol appears together as follows below.

© DORNA WSBK ORGANIZATION Srl 2017

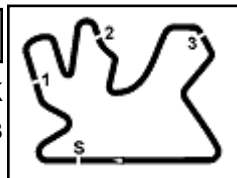
FIKR PERUGIA TIMING



Official Tyre Supplier



Official Timekeeper



## Qatar Round, 2-3-4 November 2017

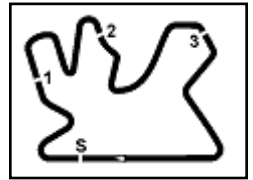
### World Superbike - Best Laps & Speeds

No.	Rider		Best Lap		FP1		FP2		FP3		SP1		SP2		RC1	
	Nat	Bike	laps	speed	laps	speed	laps	speed	laps	speed	laps	speed	laps	speed	laps	speed
1	1	J. REA	73	313,0	17	313,0	24	308,5	10	309,4			5	313,0	17	305,0
		GBR Kawasaki ZX-10RR														
2	22	A. LOWES	70	312,1	10	309,4	25	312,1	13	309,4			7	309,4	15	310,3
		GBR Yamaha YZF R1														
3	66	T. SYKES	57	310,3	19	310,3	4	307,6	12	308,5			5	305,9	17	309,4
		GBR Kawasaki ZX-10RR														
4	32	L. SAVADORI	70	315,7	19	312,1	19	313,0	9	310,3			6	315,7	17	314,8
		ITA Aprilia RSV4 RF														
5	12	X. FORÉS	69	315,7	20	310,3	22	313,9	11	315,7			6	313,0	10	312,1
		ESP Ducati Panigale R														
6	50	E. LAVERTY	76	317,6	20	314,8	23	316,7	10	317,6			6	317,6	17	315,7
		IRL Aprilia RSV4 RF														
7	60	M. VAN DER MARK	67	316,7	19	311,2	24	313,0	11	316,7			7	312,1	6	313,9
		NED Yamaha YZF R1														
8	7	C. DAVIES	72	317,6	19	312,1	22	312,1	7	313,0			7	311,2	17	317,6
		GBR Ducati Panigale R														
9	33	M. MELANDRI	62	318,5	14	313,0	17	313,0	8	315,7			6	316,7	17	318,5
		ITA Ducati Panigale R														
10	05	S. GUINTOLI	80	310,3	19	306,8	22	307,6	9	305,9	7	309,4	6	309,4	17	310,3
		FRA Kawasaki ZX-10RR														
11	81	J. TORRES	78	314,8	21	311,2	23	310,3	11	313,0			6	309,4	17	314,8
		ESP BMW S 1000 RR														
12	2	L. CAMIER	81	309,4	22	303,3	20	309,4	9	308,5	6	305,0	7	307,6	17	307,6
		GBR MV Agusta 1000 F4														
13	35	R. DE ROSA	67	313,9	18	311,2	22	313,9	10	313,9	7	312,1			10	313,0
		ITA BMW S 1000 RR														
14	121	A. ANDREOZZI	55	306,8	17	300,8	19	306,8	9	305,0	7	300,0			3	300,8
		ITA Yamaha YZF R1														
15	34	D. GIUGLIANO	58	313,0	17	307,6	20	307,6	10	313,0	6	305,9			5	306,8
		ITA Honda CBR1000RR														
16	40	R. RAMOS	77	305,0	21	303,3	21	304,2	12	304,2	6	303,3			17	305,0
		ESP Kawasaki ZX-10RR														
17	11	J. GUARNONI	56	309,4			21	305,0	11	308,5	7	309,4			17	308,5
		FRA Kawasaki ZX-10RR														
18	45	J. GAGNE	69	314,8	17	310,3	20	310,3	9	314,8	6	313,0			17	311,2
		USA Honda CBR1000RR														
19	37	O. JEZEK	71	304,2	15	300,8	23	301,6	10	302,5	6	303,3			17	304,2
		CZE Kawasaki ZX-10RR														
20	44	R. ROLFO	77	306,8	21	301,6	21	301,6	11	302,5	7	304,2			17	306,8
		ITA Kawasaki ZX-10RR														

03/11/2017

These data/results cannot be reproduced, stored and/or transmitted in whole or in part by any manner of electronic, mechanical, photocopying, recording, broadcasting or otherwise now known or herein after developed without the previous express consent by the copyright owner, except for reproduction in daily press and regular printed publications on sale to the public within 60 days of the event related to those data/results and always provided that copyright symbol appears together as follows below.

© DORNA WSBK ORGANIZATION Srl 2017



Losail International Circuit 5.380 m

## Qatar Round, 2-3-4 November 2017

### World Superbike - Provisional Starting Grid - Race 2

17 Laps x 5,380 km = 91,460 km

1	50 LAVERTY E. Aprilia	2	32 SAVADORI L. Aprilia	3	66 SYKES T. Kawasaki
2	81 TORRES J. BMW	5	05 GUINTOLI S. Kawasaki	6	2 CAMIER L. MV Agusta
3	33 MELANDRI M. Ducati	8	7 DAVIES C. Ducati	9	1 REA J. Kawasaki
4	22 LOWES A. Yamaha	11	12 FORÉS X. Ducati	12	60 VAN DER MARK M. Yamaha
5	35 DE ROSA R. BMW	14	121 ANDREOZZI A. Yamaha	15	34 GIUGLIANO D. Honda
6	40 RAMOS R. Kawasaki	17	11 GUARNONI J. Kawasaki	18	45 GAGNE J. Honda
7	37 JEZEK O. Kawasaki	20	44 ROLFO R. Kawasaki		

\* = Penalized

03/11/2017 Jury President .....

..... Race Director

These data/results cannot be reproduced, stored and/or transmitted in whole or in part by any manner of electronic, mechanical, photocopying, recording, broadcasting or otherwise now known or herein after developed without the previous express consent by the copyright owner, except for reproduction in daily press and regular printed publications on sale to the public within 60 days of the event related to those data/results and always provided that copyright symbol appears together as follows below.

© DORNA WSBK ORGANIZATION Srl 2017

