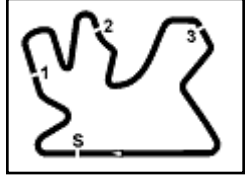




9.4

WorldSBK  
102/13



# Qatar Round, 2-3-4 November 2017

## World Superbike - Chronological Analysis Race 2

Losail International Circuit 5.380 m

Start at 21:01'02.735

1 / 3

### 1 J. REA (1'57.061)

Lap	Seg.1	Seg.2	Seg.3	Seg.4	Lap Time	km/h	Local Time
1		30.845	28.972	32.674	2'03.695		21:03'06.430
2	<b>25.493</b>	<b>30.345</b>	<b>28.742</b>	32.481	<b>1'57.061</b>	309,5	21:05'03.491
3	25.761	30.682	29.075	32.729	1'58.247	311,2	21:07'01.738
4	25.614	31.011	29.061	32.737	1'58.423	<b>313,0</b>	21:09'00.161
5	25.720	30.765	29.129	32.861	1'58.475	305,9	21:10'58.636
6	25.637	30.786	29.229	32.986	1'58.638	306,8	21:12'57.274
7	25.638	30.727	29.026	32.871	1'58.262	305,9	21:14'55.536
8	25.662	30.723	29.020	32.850	1'58.255	305,9	21:16'53.791
9	25.610	30.753	29.338	32.910	1'58.611	306,8	21:18'52.402
10	25.645	30.787	29.166	32.884	1'58.482	305,9	21:20'50.884
11	25.681	30.906	29.221	32.958	1'58.766	307,7	21:22'49.650
12	25.660	30.746	29.181	32.940	1'58.527	305,9	21:24'48.177
13	25.694	30.892	29.228	32.973	1'58.787	305,9	21:26'46.964
14	25.703	30.921	29.180	32.917	1'58.721	306,8	21:28'45.685
15	25.706	30.822	29.262	33.054	1'58.844	307,7	21:30'44.529
16	25.739	30.895	29.235	32.939	1'58.808	307,7	21:32'43.337
17	25.746	30.921	29.374	33.075	1'59.116	307,7	21:34'42.453

3	25.831	30.818	28.962	32.786	1'58.397	311,2	21:07'03.597
4	25.750	31.034	29.139	32.795	1'58.718	306,8	21:09'02.315
5	25.763	30.820	29.007	32.772	1'58.362	309,5	21:11'00.677
6	25.784	<b>30.691</b>	29.023	32.723	<b>1'58.221</b>	308,6	21:12'58.898
7	<b>25.716</b>	30.881	29.009	32.741	1'58.347	307,7	21:14'57.245
8	25.807	30.888	29.061	32.710	1'58.466	310,3	21:16'55.711
9	25.751	30.875	29.049	32.802	1'58.477	310,3	21:18'54.188
10	25.786	31.004	29.137	32.915	1'58.842	311,2	21:20'53.030
11	25.747	30.985	29.211	32.897	1'58.840	311,2	21:22'51.870
12	25.816	30.996	29.242	32.917	1'58.971	310,3	21:24'50.841
13	26.003	31.337	29.286	32.892	1'59.518	310,3	21:26'50.359
14	25.953	31.213	29.342	33.002	1'59.510	312,1	21:28'49.869
15	25.862	31.095	29.284	33.035	1'59.276	308,6	21:30'49.145
16	25.937	31.173	29.269	32.928	1'59.307	308,6	21:32'48.452
17	25.875	31.308	29.425	33.236	1'59.844	308,6	21:34'48.296

### 12 X. FORÉS (1'58.624)

Lap	Seg.1	Seg.2	Seg.3	Seg.4	Lap Time	km/h	Local Time
1		31.535	29.264	32.759	2'05.519		21:03'08.254
2	25.981	31.115	29.157	32.839	1'59.092	<b>315,8</b>	21:05'07.346
3	25.868	30.906	29.346	32.765	1'58.885	312,1	21:07'06.231
4	25.920	30.891	29.098	32.833	1'58.742	309,5	21:09'04.973
5	25.809	30.934	29.148	32.752	1'58.643	310,3	21:11'03.616
6	26.117	31.006	29.088	32.775	1'58.986	314,0	21:13'02.602
7	<b>25.807</b>	31.040	29.252	32.841	1'58.940	310,3	21:15'01.542
8	25.863	<b>30.815</b>	29.142	32.804	<b>1'58.624</b>	306,8	21:17'00.166
9	25.924	30.890	29.057	32.760	1'58.631	307,7	21:18'58.797
10	25.928	30.923	<b>29.029</b>	32.824	1'58.704	307,7	21:20'57.501
11	26.001	31.123	29.254	32.831	1'59.209	307,7	21:22'56.710
12	25.921	30.978	29.093	32.856	1'58.848	306,8	21:24'55.558
13	25.944	31.376	29.201	32.892	1'59.413	307,7	21:26'54.971
14	25.927	30.884	29.088	32.830	1'58.729	307,7	21:28'53.700
15	25.973	31.113	29.219	32.818	1'59.123	307,7	21:30'52.823
16	25.969	31.080	29.159	32.863	1'59.071	307,7	21:32'51.894
17	26.071	31.129	29.402	32.944	1'59.546	307,7	21:34'51.440

### 33 M. MELANDRI (1'58.134)

Lap	Seg.1	Seg.2	Seg.3	Seg.4	Lap Time	km/h	Local Time
1		31.203	29.319	32.755	2'04.770		21:03'07.505
2	26.316	<b>30.853</b>	29.436	32.688	1'59.293	318,6	21:05'06.798
3	25.932	<b>30.682</b>	<b>28.924</b>	32.596	<b>1'58.134</b>	316,7	21:07'04.932
4	25.947	31.076	29.290	32.823	1'59.136	<b>320,5</b>	21:09'04.068
5	25.943	31.061	29.317	32.927	1'59.248	314,0	21:11'03.316
6	25.977	30.885	29.276	32.841	1'58.979	312,1	21:13'02.295
7	26.021	30.943	29.821	32.830	1'59.615	312,1	21:15'01.910
8	26.055	31.032	29.251	32.779	1'59.117	314,9	21:17'01.027
9	26.022	30.899	29.192	32.767	1'58.880	313,0	21:18'59.907
10	25.994	30.897	29.309	32.803	1'59.003	313,0	21:20'58.910
11	26.054	31.009	29.317	32.755	1'59.135	313,0	21:22'58.045
12	<b>25.879</b>	30.874	29.296	32.832	1'58.881	312,1	21:24'56.926
13	25.892	30.857	29.138	32.745	1'58.632	312,1	21:26'55.558
14	25.903	31.035	29.327	32.719	1'58.984	314,0	21:28'54.542
15	25.898	30.947	29.280	33.014	1'59.139	313,0	21:30'53.681
16	26.072	31.569	29.792	33.030	2'00.463	312,1	21:32'54.144
17	26.658	31.878	29.765	34.683	2'02.984	311,2	21:34'57.128

### 50 E. LAVERTY (1'58.936)

Lap	Seg.1	Seg.2	Seg.3	Seg.4	Lap Time	km/h	Local Time
1		<b>30.621</b>	<b>28.993</b>	33.130	2'03.694		21:03'06.429
2	26.228	31.114	29.081	32.812	1'59.235	315,8	21:05'05.664
3	25.841	30.897	29.184	33.014	<b>1'58.936</b>	314,9	21:07'04.600
4	25.851	31.346	29.218	33.020	1'59.435	314,9	21:09'04.035
5	<b>25.791</b>	31.048	29.360	33.221	1'59.420	<b>316,7</b>	21:11'03.455
6	26.148	31.386	29.379	33.025	1'59.938	315,8	21:13'03.393

### 60 M. VAN DER MARK (1'58.221)

Lap	Seg.1	Seg.2	Seg.3	Seg.4	Lap Time	km/h	Local Time
1		30.907	<b>28.961</b>	32.664	2'03.905		21:03'06.640
2	26.042	30.817	28.991	32.710	1'58.560	<b>315,8</b>	21:05'05.200

04/11/2017

P = Pits In/Out - C = Lap-Time Cancelled

These data/results cannot be reproduced, stored and/or transmitted in whole or in part by any manner of electronic, mechanical, photocopying, recording, broadcasting or otherwise now known or herein after developed without the previous express consent by the copyright owner, except for reproduction in daily press and regular printed publications on sale to the public within 60 days of the event related to those data/results and always provided that copyright symbol appears together as follows below.

© DORNA WSBK ORGANIZATION Srl 2017

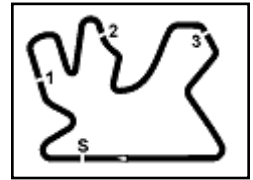
FICR PERUGIA TIMING



Official Tyre Supplier



Official Timekeeper



## Qatar Round, 2-3-4 November 2017 World Superbike - Chronological Analysis Race 2

Losail International Circuit 5.380 m

Start at 21:01'02.735

2 / 3

7	25.922	31.212	29.275	32.993	1'59.402	314,9	21:15'02.795	11	25.981	30.970	29.480	33.181	1'59.612	300,0	21:23'04.673
8	25.876	31.284	29.446	32.903	1'59.509	314,9	21:17'02.304	12	26.063	31.119	29.394	33.245	1'59.821	304,2	21:25'04.494
9	25.951	31.120	29.161	32.759	1'58.991	<b>316,7</b>	21:19'01.295	13	26.234	31.348	29.389	33.224	2'00.195	300,0	21:27'04.689
10	25.913	31.116	29.356	33.129	1'59.514	314,9	21:21'00.809	14	26.058	31.046	29.369	33.112	1'59.585	305,9	21:29'04.274
11	25.967	31.026	29.372	33.043	1'59.408	313,0	21:23'00.217	15	26.084	31.042	29.290	33.131	1'59.547	302,5	21:31'03.821
12	26.005	31.132	29.461	33.040	1'59.638	313,0	21:24'59.855	16	26.069	31.115	29.317	33.202	1'59.703	303,4	21:33'03.524
13	25.956	31.487	29.505	32.989	1'59.937	313,0	21:26'59.792	17	26.006	31.057	29.383	33.111	1'59.557	302,5	21:35'03.081
14	26.087	31.054	29.537	33.178	1'59.856	314,0	21:28'59.648								
15	25.987	31.559	29.437	32.930	1'59.913	312,1	21:30'59.561								
16	25.939	30.981	29.494	33.112	1'59.526	314,0	21:32'59.087								
17	26.059	31.121	29.490	32.947	1'59.617	311,2	21:34'58.704								

### 35 R. DE ROSA (1'59.370)

Lap	Seg.1	Seg.2	Seg.3	Seg.4	Lap Time	km/h	Local Time
1		31.607	29.243	32.970	2'05.887		21:03'08.622
2	26.060	31.568	<b>29.221</b>	32.903	1'59.752	<b>314,0</b>	21:05'08.374
3	<b>25.965</b>	31.071	29.388	33.117	1'59.541	311,2	21:07'07.915
4	25.990	<b>30.923</b>	29.366	33.091	<b>1'59.370</b>	311,2	21:09'07.285
5	26.078	31.013	29.422	33.071	1'59.584	310,3	21:11'06.869
6	26.006	30.999	29.377	33.117	1'59.499	309,5	21:13'06.368
7	26.061	31.083	29.414	33.186	1'59.744	309,5	21:15'06.112
8	26.018	31.094	29.408	33.163	1'59.683	307,7	21:17'05.795
9	26.289	31.056	29.620	33.024	1'59.989	310,3	21:19'05.784
10	26.023	31.116	29.453	33.062	1'59.654	<b>314,0</b>	21:21'05.438
11	26.063	31.045	29.363	33.104	1'59.575	313,0	21:23'05.013
12	26.093	31.120	29.708	33.084	2'00.005	311,2	21:25'05.018
13	26.145	31.173	29.407	33.090	1'59.815	313,0	21:27'04.833
14	26.189	31.145	29.451	33.161	1'59.946	<b>314,0</b>	21:29'04.779
15	26.041	31.252	29.694	33.433	2'00.420	313,0	21:31'05.199
16	26.293	31.231	29.767	33.374	2'00.665	309,5	21:33'05.864
17	26.296	32.280	30.303	33.753	2'02.632	307,7	21:35'08.496

### 45 J. GAGNE (1'59.385)

Lap	Seg.1	Seg.2	Seg.3	Seg.4	Lap Time	km/h	Local Time
1		31.841	29.468	33.375	2'07.412		21:03'10.147
2	26.380	31.512	29.339	33.349	2'00.580	310,3	21:05'10.727
3	26.309	31.311	29.266	33.099	1'59.985	304,2	21:07'10.712
4	26.192	<b>31.077</b>	<b>29.186</b>	32.930	<b>1'59.385</b>	<b>314,0</b>	21:09'10.097
5	26.088	31.138	29.284	33.207	1'59.717	313,0	21:11'09.814
6	<b>26.026</b>	31.198	29.311	33.151	1'59.686	312,1	21:13'09.500
7	26.182	31.313	29.364	33.132	1'59.991	307,7	21:15'09.491
8	26.043	31.163	29.522	33.293	2'00.021	310,3	21:17'09.512
9	26.140	31.269	29.436	33.017	1'59.862	311,2	21:19'09.374
10	26.100	31.335	29.372	33.069	1'59.876	311,2	21:21'09.250
11	26.211	31.474	29.437	33.098	2'00.220	309,5	21:23'09.470
12	26.257	31.402	29.478	33.203	2'00.340	309,5	21:25'09.810
13	26.243	31.345	29.498	33.263	2'00.349	309,5	21:27'10.159
14	26.343	31.319	29.630	33.334	2'00.626	307,7	21:29'10.785
15	26.329	31.668	29.779	33.441	2'01.217	309,5	21:31'12.002
16	26.471	31.581	29.796	33.518	2'01.366	308,6	21:33'13.368
17	26.481	31.825	29.906	33.529	2'01.741	308,6	21:35'15.109

### 121 A. ANDREOZZI (1'59.596)

Lap	Seg.1	Seg.2	Seg.3	Seg.4	Lap Time	km/h	Local Time
1		31.691	29.611	33.539	2'07.467		21:03'10.202
2	<b>26.091</b>	30.995	<b>29.382</b>	33.128	<b>1'59.596</b>	<b>310,3</b>	21:05'09.798
3	26.098	30.984	29.442	33.379	1'59.903	304,2	21:07'09.701
4	26.154	<b>30.940</b>	29.429	33.265	1'59.788	300,8	21:09'09.489
5	26.116	31.116	29.664	33.549	2'00.445	298,3	21:11'09.934
6	26.207	31.219	29.575	33.201	2'00.202	301,7	21:13'10.136
7	26.181	31.292	29.730	33.453	2'00.656	300,0	21:15'10.792
8	26.547	31.194	29.896	33.617	2'01.254	298,3	21:17'12.046
9	26.297	31.222	29.712	33.414	2'00.645	296,7	21:19'12.691
10	26.515	31.440	29.917	33.530	2'01.402	295,1	21:21'14.093
11	26.394	31.336	30.076	33.830	2'01.636	295,9	21:23'15.729
12	26.437	31.412	29.719	33.579	2'01.147	295,9	21:25'16.876
13	26.286	31.576	29.935	33.640	2'01.437	296,7	21:27'18.313
14	26.338	31.236	29.872	33.735	2'01.181	295,9	21:29'19.494

### 40 R. RAMOS (1'59.141)

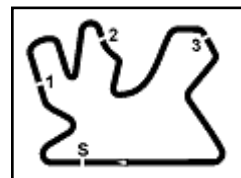
Lap	Seg.1	Seg.2	Seg.3	Seg.4	Lap Time	km/h	Local Time
1		31.697	29.644	33.329	2'07.089		21:03'09.824
2	26.143	31.029	29.207	33.164	1'59.543	304,2	21:05'09.367
3	26.060	30.981	29.244	33.209	1'59.494	304,2	21:07'08.861
4	26.072	30.948	<b>29.142</b>	32.979	<b>1'59.141</b>	305,1	21:09'08.002
5	25.985	30.980	29.366	33.143	1'59.474	304,2	21:11'07.476
6	26.049	31.017	29.202	33.376	1'59.644	311,2	21:13'07.120
7	<b>25.963</b>	30.941	29.304	33.137	1'59.345	305,9	21:15'06.465
8	26.090	30.937	29.308	33.048	1'59.383	310,3	21:17'05.848
9	26.057	<b>30.894</b>	29.378	33.191	1'59.520	<b>312,1</b>	21:19'05.368
10	26.043	31.128	29.410	33.112	1'59.693	301,7	21:21'05.061

04/11/2017

P = Pits In/Out - C = Lap-Time Cancelled

These data/results cannot be reproduced, stored and/or transmitted in whole or in part by any manner of electronic, mechanical, photocopying, recording, broadcasting or otherwise now known or herein after developed without the previous express consent by the copyright owner, except for reproduction in daily press and regular printed publications on sale to the public within 60 days of the event related to those data/results and always provided that copyright symbol appears together as follows below.

© DORNA WSBK ORGANIZATION Srl 2017



## Qatar Round, 2-3-4 November 2017 World Superbike - Chronological Analysis Race 2

Losail International Circuit 5.380 m

Start at 21:01'02.735

3 / 3

15	26.317	31.406	29.849	33.491	2'01.063	296,7	21:31'20.557	1		30.936	28.958	32.801	2'03.679	21:03'06.414
16	26.271	31.855	29.671	33.642	2'01.439	295,1	21:33'21.996	2	26.043	<b>30.678</b>	<b>28.884</b>	32.798	<b>1'58.403</b>	307,7 21:05'04.817
17	26.323	31.552	29.969	33.810	2'01.654	295,9	21:35'23.650							

37 O. JEZEK (2'00.304)							
Lap	Seg.1	Seg.2	Seg.3	Seg.4	Lap Time	km/h	Local Time
1		31.968	29.751	33.637	2'08.306		21:03'11.041
2	26.467	31.148	29.434	33.383	2'00.432	<b>308,6</b>	21:05'11.473
3	<b>26.137</b>	31.200	<b>29.402</b>	33.565	<b>2'00.304</b>	302,5	21:07'11.777
4	26.177	31.780	29.783	33.434	2'01.174	303,4	21:09'12.951
5	26.284	31.144	29.476	33.411	2'00.315	297,5	21:11'13.266
6	26.539	31.217	29.613	33.422	2'00.791	295,9	21:13'14.057
7	26.321	<b>31.047</b>	29.684	33.514	2'00.566	294,3	21:15'14.623
8	26.204	31.078	29.584	33.539	2'00.405	294,3	21:17'15.028
9	26.315	31.191	29.761	33.598	2'00.865	293,5	21:19'15.893
10	26.361	31.190	29.615	33.432	2'00.598	295,1	21:21'16.491
11	26.433	31.350	29.769	33.491	2'01.043	295,1	21:23'17.534
12	26.397	31.271	29.849	33.531	2'01.048	295,9	21:25'18.582
13	26.388	31.436	29.663	33.456	2'00.943	296,7	21:27'19.525
14	26.386	31.245	29.799	33.641	2'01.071	295,1	21:29'20.596
15	26.446	31.210	29.785	33.549	2'00.990	295,1	21:31'21.586
16	26.379	31.705	29.743	33.604	2'01.431	295,1	21:33'23.017
17	26.403	31.425	29.851	33.601	2'01.280	296,7	21:35'24.297

32 L. SAVADORI (2'00.302)							
Lap	Seg.1	Seg.2	Seg.3	Seg.4	Lap Time	km/h	Local Time
1		31.641	29.485	33.405	2'07.607		21:03'10.342
2	26.355	31.635	29.248	33.064	<b>2'00.302</b>	<b>319,5</b>	21:05'10.644

81 J. TORRES ()							
Lap	Seg.1	Seg.2	Seg.3	Seg.4	Lap Time	km/h	Local Time
1		<b>31.351</b>	<b>29.344</b>	32.806	2'05.098		21:03'07.833

44 R. ROLFO (2'00.220)							
Lap	Seg.1	Seg.2	Seg.3	Seg.4	Lap Time	km/h	Local Time
1		31.883	29.674	33.398	2'08.196		21:03'10.931
2	26.956	<b>31.280</b>	<b>29.403</b>	33.341	2'00.980	305,9	21:05'11.911
3	<b>26.128</b>	31.298	29.433	33.361	<b>2'00.220</b>	<b>306,8</b>	21:07'12.131
4	26.222	31.462	29.880	33.397	2'00.961	304,2	21:09'13.092
5	26.280	31.360	29.557	33.365	2'00.562	305,9	21:11'13.654
6	26.254	31.455	29.538	33.412	2'00.659	305,1	21:13'14.313
7	26.190	31.505	29.527	33.398	2'00.620	305,1	21:15'14.933
8	26.227	31.476	29.695	33.548	2'00.946	303,4	21:17'15.879
9	26.206	31.465	29.810	33.524	2'01.005	305,1	21:19'16.884
10	26.309	31.582	29.793	33.685	2'01.369	300,0	21:21'18.253
11	26.239	31.487	29.763	33.595	2'01.084	301,7	21:23'19.337
12	26.333	31.516	29.825	33.573	2'01.247	298,3	21:25'20.584
13	26.459	31.568	29.927	33.683	2'01.637	301,7	21:27'22.221
14	26.253	31.686	30.029	33.768	2'01.736	300,0	21:29'23.957
15	26.518	31.804	29.910	33.664	2'01.896	291,1	21:31'25.853
16	26.387	31.664	30.004	33.675	2'01.730	298,3	21:33'27.583
17	26.531	31.831	29.984	33.640	2'01.986	298,3	21:35'29.569

11 J. GUARNONI (1'59.421)							
Lap	Seg.1	Seg.2	Seg.3	Seg.4	Lap Time	km/h	Local Time
1		31.624	29.862	33.426	2'07.245		21:03'09.980
2	26.490	31.313	29.513	33.409	2'00.725	<b>311,2</b>	21:05'10.705
3	26.637	31.233	29.276	33.327	2'00.473	302,5	21:07'11.178
4	26.386	32.893	32.700	3'55.644	5'27.623P	300,8	21:12'38.801
5	33.778	32.545	29.828	33.955	2'10.106P		21:14'48.907
6	26.032	30.906	<b>29.255</b>	33.228	<b>1'59.421</b>	296,7	21:16'48.328
7	26.010	<b>30.870</b>	29.434	33.143	1'59.457	301,7	21:18'47.785
8	<b>25.994</b>	31.215	29.416	33.113	1'59.738	301,7	21:20'47.523
9	29.984	38.927	31.353	33.217	2'13.481	300,8	21:23'01.004
10	26.048	31.164	29.364	33.107	1'59.683	308,6	21:25'00.687
11	26.327	31.257	29.493	33.151	2'00.228	307,7	21:27'00.915
12	26.202	31.258	29.472	33.187	2'00.119	304,2	21:29'01.034
13	26.168	31.110	29.441	33.124	1'59.843	304,2	21:31'00.877
14	31.656	31.573	29.827	33.197	2'06.253	295,9	21:33'07.130
15	28.614	31.781	29.886	33.669	2'03.950	305,9	21:35'11.080

66 T. SYKES (1'58.403)							
Lap	Seg.1	Seg.2	Seg.3	Seg.4	Lap Time	km/h	Local Time

04/11/2017

P = Pits In/Out - C = Lap-Time Cancelled

These data/results cannot be reproduced, stored and/or transmitted in whole or in part by any manner of electronic, mechanical, photocopying, recording, broadcasting or otherwise now known or herein after developed without the previous express consent by the copyright owner, except for reproduction in daily press and regular printed publications on sale to the public within 60 days of the event related to those data/results and always provided that copyright symbol appears together as follows below.

© DORNA WSBK ORGANIZATION Srl 2017

