
Qatar Round, 2-3-4 November 2017
World Superbike - Biographical Entry List

Losail International Circuit 5.380 m

No.	Rider (Abbreviation)			Nat	Bike Team	Wins 2017	Podiums 2017	Pole 2017	Races 2017	Tyres
	Age	Date of Birth	Place of Birth							
1	1	REA Jonathan (Rea) 30 02/02/1987	Ballymena	GBR	Kawasaki ZX-10RR Kawasaki Racing Team	52 14	110 22	13 5	216 24	Pirelli
2	2	CAMIER Leon (Cam) 31 04/08/1986	Ashford Kent	GBR	MV Agusta 1000 F4 MV Agusta Reparto Corse		9		183 24	Pirelli
3	05	GUINTOLI Sylvain (Gui) 35 24/06/1982	Montelimar	FRA	Kawasaki ZX-10RR Kawasaki Puccetti Racing	9	42	4	172 2	Pirelli
4	7	DAVIES Chaz (Dav) 30 10/02/1987	Knighton	GBR	Ducati Panigale R Aruba.it Racing - Ducati	27 7	65 16	5 2	150 23	Pirelli
5	11	GUARNONI Jeremy (Gua) 24 28/02/1993	Toulouse	FRA	Kawasaki ZX-10RR Pedercini Racing SC-Project				24	Pirelli
6	12	FORÉS Xavi (For) 32 16/09/1985	Llombai	ESP	Ducati Panigale R BARNI Racing Team		1		64 24	Pirelli
7	22	LOWES Alex (Low) 27 14/09/1990	Lincoln	GBR	Yamaha YZF R1 Pata Yamaha Official WorldSBK Team		6 3		102 24	Pirelli
8	32	SAVADORI Lorenzo (Sav) 24 04/04/1993	Cesena	ITA	Aprilia RSV4 RF Milwaukee Aprilia				48 21	Pirelli
9	33	MELANDRI Marco (Mel) 35 07/08/1982	Ravenna	ITA	Ducati Panigale R Aruba.it Racing - Ducati	20 1	61 12	2 1	126 24	Pirelli
10	34	GIUGLIANO Davide (Giu) 28 28/10/1989	Rome	ITA	Honda CBR1000RR Red Bull Honda World Superbike Team		14	5	119 6	Pirelli
11	35	DE ROSA Raffaele (DeR) 30 25/03/1987	Napoli	ITA	BMW S 1000 RR Althea BMW Racing Team				23 17	Pirelli
12	37	JEZEK Ondrej (Jez) 28 15/03/1989	Brno	CZE	Kawasaki ZX-10RR Grillini Racing Team				22 22	Pirelli
13	40	RAMOS Román (Ram) 26 06/01/1991	Santander	ESP	Kawasaki ZX-10RR Team Kawasaki Go Eleven				72 24	Pirelli
14	44	ROLFO Roberto (Rol) 37 23/03/1980	Torino	ITA	Kawasaki ZX-10RR Grillini Racing Team				103	Pirelli
15	45	GAGNE Jake (Gag) 25 27/08/1992	San Diego	USA	Honda CBR1000RR Red Bull Honda World Superbike Team				4 4	Pirelli
16	50	LAVERTY Eugene (Lav) 31 03/06/1986	Toomebridge	IRL	Aprilia RSV4 RF Milwaukee Aprilia	13	33	2	128 24	Pirelli
17	60	VAN DER MARK Michael (vdM) 25 26/10/1992	Gouda	NED	Yamaha YZF R1 Pata Yamaha Official WorldSBK Team		11 2	1	76 24	Pirelli
18	66	SYKES Tom (Syk) 32 19/08/1985	Huddersfield	GBR	Kawasaki ZX-10RR Kawasaki Racing Team	33 2	100 16	42 4	232 22	Pirelli
19	81	TORRES Jordi (Tor) 30 27/08/1987	Rubi	ESP	BMW S 1000 RR Althea BMW Racing Team	1	4		76 24	Pirelli
20	121	ANDREOZZI Alessandro (And) 26 02/06/1991	Macerata	ITA	Yamaha YZF R1 Guandalini Racing				29 6	Pirelli

02/11/2017

* = Wild Card

These data/results cannot be reproduced, stored and/or transmitted in whole or in part by any manner of electronic, mechanical, photocopying, recording, broadcasting or otherwise now known or herein after developed without the previous express consent by the copyright owner, except for reproduction in daily press and regular printed publications on sale to the public within 60 days of the event related to those data/results and always provided that copyright symbol appears together as follows below.

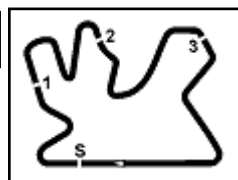
© DORNA WSBK ORGANIZATION Srl 2017

FIAT PERUGIA TIMING


Official Tyre Supplier



Official Timekeeper



Qatar Round, 2-3-4 November 2017 World Superbike - Results Free Practice 1st Session

Losail International Circuit 5.380 m

1 / 2

No.	Rider	Nat	Team	Bike	Time	Gap	Rel.	Laps	Speed	
									Avg	Max
1	1 J. REA	GBR	Kawasaki Racing Team	Kawasaki ZX-10RR	1'57.666			17	164,601	313,0
2	66 T. SYKES	GBR	Kawasaki Racing Team	Kawasaki ZX-10RR	1'58.355	0.689	0.689	19	163,643	310,3
3	7 C. DAVIES	GBR	Aruba.it Racing - Ducati	Ducati Panigale R	1'58.548	0.882	0.193	19	163,377	312,1
4	22 A. LOWES	GBR	Pata Yamaha Official WorldSBK Team	Yamaha YZF R1	1'58.679	1.013	0.131	10	163,197	309,5
5	60 M. VAN DER MARK	NED	Pata Yamaha Official WorldSBK Team	Yamaha YZF R1	1'58.680	1.014	0.001	19	163,195	311,2
6	50 E. LAVERTY	IRL	Milwaukee Aprilia	Aprilia RSV4 RF	1'58.838	1.172	0.158	20	162,978	314,9
7	32 L. SAVADORI	ITA	Milwaukee Aprilia	Aprilia RSV4 RF	1'59.006	1.340	0.168	19	162,748	312,1
8	12 X. FORÉS	ESP	BARNI Racing Team	Ducati Panigale R	1'59.126	1.460	0.120	20	162,584	310,3
9	33 M. MELANDRI	ITA	Aruba.it Racing - Ducati	Ducati Panigale R	1'59.254	1.588	0.128	14	162,410	313,0
10	81 J. TORRES	ESP	Althea BMW Racing Team	BMW S 1000 RR	1'59.295	1.629	0.041	21	162,354	311,2
11	05 S. GUINTOLI	FRA	Kawasaki Puccetti Racing	Kawasaki ZX-10RR	1'59.437	1.771	0.142	19	162,161	306,8
12	2 L. CAMIER	GBR	MV Agusta Reparto Corse	MV Agusta 1000 F4	1'59.715	2.049	0.278	22	161,784	303,4
13	35 R. DE ROSA	ITA	Althea BMW Racing Team	BMW S 1000 RR	1'59.846	2.180	0.131	18	161,607	311,2
14	40 R. RAMOS	ESP	Team Kawasaki Go Eleven	Kawasaki ZX-10RR	2'00.040	2.374	0.194	21	161,346	303,4
15	121 A. ANDREOZZI	ITA	Guandalini Racing	Yamaha YZF R1	2'00.120	2.454	0.080	17	161,239	300,8
16	34 D. GIUGLIANO	ITA	Red Bull Honda World Superbike Team	Honda CBR1000RR	2'00.718	3.052	0.598	17	160,440	307,7
17	45 J. GAGNE	USA	Red Bull Honda World Superbike Team	Honda CBR1000RR	2'00.908	3.242	0.190	17	160,188	310,3
18	37 O. JEZEK	CZE	Grillini Racing Team	Kawasaki ZX-10RR	2'01.393	3.727	0.485	15	159,548	300,8
19	44 R. ROLFO	ITA	Grillini Racing Team	Kawasaki ZX-10RR	2'03.034	5.368	1.641	21	157,420	301,7
20	11 J. GUARNONI	FRA	Pedercini Racing SC-Project	Kawasaki ZX-10RR				1		154,9

Qualifying Lap Time (107% of 1'57.666): 2'05.904

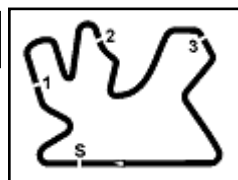
AIR	Humidity:	68%	Temp:	29°C
TRACK	Condition:	Dry	Temp:	30°C

Records	Pole (SP2)	2016 J.Rea	1'56.356	166,450	Km/h
	Race (RC2)	2016 J.Rea	1'56.974	165,580	Km/h
	Circuit (SP2)	2016 J.Rea	1'56.356	166,450	Km/h

Start 02/11/2017 17:45 End 18:51 The results are provisional until the end of the time limit for protests and appeals and the completion of the technical checks.

These data/results cannot be reproduced, stored and/or transmitted in whole or in part by any manner of electronic, mechanical, photocopying, recording, broadcasting or otherwise now known or herein after developed without the previous express consent by the copyright owner, except for reproduction in daily press and regular printed publications on sale to the public within 60 days of the event related to those data/results and always provided that copyright symbol appears together as follows below.

© DORNA WSBK ORGANIZATION Srl 2017



Qatar Round, 2-3-4 November 2017 World Superbike - Results Free Practice 1st Session

Losail International Circuit 5.380 m

2 / 2

Session Highlights

Local Time	No. Rider	Description
17.45.00		Start
17.45.39		WorldSBK Pit Intervention Time: 56secs
17.54.18	22 A. LOWES	Crashed - Turn 1
17.59.41	11 J. GUARNONI	Technical Problem - Turn 3
18.00.23	11 J. GUARNONI	Stop - Technical Problem
18.01.39	11 J. GUARNONI	Technical Problem - Turn 10
18.38.34	45 J. GAGNE	Technical Problem - Turn 6
18.40.56	32 L. SAVADORI	On the Gravel - Re-Joined - Turn 1
18.51.52		End Of Session

Fastest Laps Sequence

No.	Rider	Nat	Team	Bike	Local Time	Time	Gap	Avg
1	J. REA	GBR	Kawasaki Racing Team	Kawasaki ZX-10RR	17:49'10.068	1'59.356		162,271
1	J. REA	GBR	Kawasaki Racing Team	Kawasaki ZX-10RR	17:51'09.070	1'59.002	-0.354	162,754
1	J. REA	GBR	Kawasaki Racing Team	Kawasaki ZX-10RR	17:55'07.451	1'58.933	-0.069	162,848
66	T. SYKES	GBR	Kawasaki Racing Team	Kawasaki ZX-10RR	18:25'37.935	1'58.355	-0.578	163,643
1	J. REA	GBR	Kawasaki Racing Team	Kawasaki ZX-10RR	18:40'12.307	1'57.666	-0.689	164,601

02/11/2017 Start End The results are provisional until the end of the time limit for protests and appeals
17.45 18:51 and the completion of the technical checks.

These data/results cannot be reproduced, stored and/or transmitted in whole or in part by any manner of electronic, mechanical, photocopying, recording, broadcasting or otherwise now known or herein after developed without the previous express consent by the copyright owner, except for reproduction in daily press and regular printed publications on sale to the public within 60 days of the event related to those data/results and always provided that copyright symbol appears together as follows below.

© DORNA WSBK ORGANIZATION Srl 2017

Qatar Round, 2-3-4 November 2017

World Superbike - Best Sector & Speed Free Practice 1st Session

Losail International Circuit 5.380 m

BEST LAP			
1	1 J. REA	Kawasaki ZX-10RR	1'57.666
2	66 T. SYKES	Kawasaki ZX-10RR	1'58.355
3	7 C. DAVIES	Ducati Panigale R	1'58.548
4	22 A. LOWES	Yamaha YZF R1	1'58.679
5	60 M. VAN DER MARK	Yamaha YZF R1	1'58.680
6	50 E. LAVERTY	Aprilia RSV4 RF	1'58.838
7	32 L. SAVADORI	Aprilia RSV4 RF	1'59.006
8	12 X. FORÉS	Ducati Panigale R	1'59.126
9	33 M. MELANDRI	Ducati Panigale R	1'59.254
10	81 J. TORRES	BMW S 1000 RR	1'59.295
11	05 S. GUINTOLI	Kawasaki ZX-10RR	1'59.437
12	2 L. CAMIER	MV Agusta 1000 F4	1'59.715
13	35 R. DE ROSA	BMW S 1000 RR	1'59.846
14	40 R. RAMOS	Kawasaki ZX-10RR	2'00.040
15	121 A. ANDREOZZI	Yamaha YZF R1	2'00.120
16	34 D. GIUGLIANO	Honda CBR1000RR	2'00.718
17	45 J. GAGNE	Honda CBR1000RR	2'00.908
18	37 O. JEZEK	Kawasaki ZX-10RR	2'01.393
19	44 R. ROLFO	Kawasaki ZX-10RR	2'03.034
20	11 J. GUARNONI	Kawasaki ZX-10RR	

SPEED			
1	50 E. LAVERTY	Aprilia RSV4 RF	314,9
2	33 M. MELANDRI	Ducati Panigale R	313,0
3	1 J. REA	Kawasaki ZX-10RR	313,0
4	7 C. DAVIES	Ducati Panigale R	312,1
5	32 L. SAVADORI	Aprilia RSV4 RF	312,1
6	60 M. VAN DER MARK	Yamaha YZF R1	311,2
7	35 R. DE ROSA	BMW S 1000 RR	311,2
8	81 J. TORRES	BMW S 1000 RR	311,2
9	66 T. SYKES	Kawasaki ZX-10RR	310,3
10	45 J. GAGNE	Honda CBR1000RR	310,3
11	12 X. FORÉS	Ducati Panigale R	310,3
12	22 A. LOWES	Yamaha YZF R1	309,5
13	34 D. GIUGLIANO	Honda CBR1000RR	307,7
14	05 S. GUINTOLI	Kawasaki ZX-10RR	306,8
15	2 L. CAMIER	MV Agusta 1000 F4	303,4
16	40 R. RAMOS	Kawasaki ZX-10RR	303,4
17	44 R. ROLFO	Kawasaki ZX-10RR	301,7
18	121 A. ANDREOZZI	Yamaha YZF R1	300,8
19	37 O. JEZEK	Kawasaki ZX-10RR	300,8
20	11 J. GUARNONI	Kawasaki ZX-10RR	154,9

SEG. 1		
1	1 J. REA	25.578
2	66 T. SYKES	25.759
3	22 A. LOWES	25.774
4	7 C. DAVIES	25.790
5	60 M. VAN DER MARK	25.811
6	81 J. TORRES	25.903
7	50 E. LAVERTY	25.920
8	33 M. MELANDRI	25.958
9	05 S. GUINTOLI	25.974
10	32 L. SAVADORI	26.001
11	12 X. FORÉS	26.048
12	2 L. CAMIER	26.091
13	35 R. DE ROSA	26.127
14	121 A. ANDREOZZI	26.152
15	40 R. RAMOS	26.185
16	45 J. GAGNE	26.265
17	34 D. GIUGLIANO	26.300
18	37 O. JEZEK	26.488
19	44 R. ROLFO	26.826

SEG. 2		
1	1 J. REA	30.413
2	7 C. DAVIES	30.631
3	60 M. VAN DER MARK	30.761
4	22 A. LOWES	30.767
5	66 T. SYKES	30.810
6	50 E. LAVERTY	30.810
7	05 S. GUINTOLI	30.813
8	12 X. FORÉS	30.816
9	32 L. SAVADORI	30.819
10	2 L. CAMIER	30.892
11	35 R. DE ROSA	30.918
12	81 J. TORRES	30.927
13	40 R. RAMOS	30.955
14	33 M. MELANDRI	30.956
15	121 A. ANDREOZZI	31.069
16	34 D. GIUGLIANO	31.087
17	37 O. JEZEK	31.196
18	45 J. GAGNE	31.285
19	44 R. ROLFO	31.923
20	11 J. GUARNONI	33.977

SEG. 3		
1	66 T. SYKES	28.995
2	1 J. REA	29.006
3	60 M. VAN DER MARK	29.087
4	7 C. DAVIES	29.144
5	32 L. SAVADORI	29.187
6	50 E. LAVERTY	29.250
7	22 A. LOWES	29.254
8	12 X. FORÉS	29.293
9	81 J. TORRES	29.311
10	33 M. MELANDRI	29.350
11	2 L. CAMIER	29.365
12	05 S. GUINTOLI	29.404
13	35 R. DE ROSA	29.468
14	40 R. RAMOS	29.558
15	121 A. ANDREOZZI	29.663
16	45 J. GAGNE	29.708
17	34 D. GIUGLIANO	29.750
18	37 O. JEZEK	29.958
19	44 R. ROLFO	29.992
20	11 J. GUARNONI	31.459

SEG. 4		
1	1 J. REA	32.636
2	66 T. SYKES	32.721
3	50 E. LAVERTY	32.807
4	33 M. MELANDRI	32.841
5	7 C. DAVIES	32.842
6	60 M. VAN DER MARK	32.844
7	22 A. LOWES	32.871
8	12 X. FORÉS	32.918
9	32 L. SAVADORI	32.996
10	05 S. GUINTOLI	33.014
11	81 J. TORRES	33.076
12	2 L. CAMIER	33.172
13	35 R. DE ROSA	33.220
14	121 A. ANDREOZZI	33.236
15	40 R. RAMOS	33.310
16	45 J. GAGNE	33.324
17	34 D. GIUGLIANO	33.400
18	37 O. JEZEK	33.723
19	44 R. ROLFO	33.891

02/11/2017

These data/results cannot be reproduced, stored and/or transmitted in whole or in part by any manner of electronic, mechanical, photocopying, recording, broadcasting or otherwise now known or herein after developed without the previous express consent by the copyright owner, except for reproduction in daily press and regular printed publications on sale to the public within 60 days of the event related to those data/results and always provided that copyright symbol appears together as follows below.

© DORNA WSBK ORGANIZATION Srl 2017

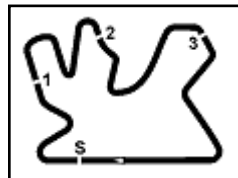
FICR PERUGIA TIMING



Official Tyre Supplier



Official Timekeeper



Qatar Round, 2-3-4 November 2017

World Superbike - Ideal Times Free Practice 1st Session

Losail International Circuit 5.380 m

Rider No.	Nat	Bike	Seg. 1 Diff. 1	Seg. 2 Diff. 2	Seg. 3 Diff. 3	Seg. 4 Diff. 4	Ideal Time			
							Best Lap	Pos.	Diff.	
1	1 J. REA	GBR	Kawasaki ZX-10RR	25.578	30.413	29.006	32.636 0.033	1'57.633 1'57.666	2	0.033
2	66 T. SYKES	GBR	Kawasaki ZX-10RR	25.759	30.810	28.995 0.070	32.721	1'58.285 1'58.355	3	0.070
3	7 C. DAVIES	GBR	Ducati Panigale R	25.790	30.631 0.096	29.144 0.045	32.842	1'58.407 1'58.548	4	0.141
4	60 M. VAN DER MARK	NED	Yamaha YZF R1	25.811 0.122	30.761 0.019	29.087 0.008	32.844 0.028	1'58.503 1'58.680	6	0.177
5	22 A. LOWES	GBR	Yamaha YZF R1	25.774	30.767 0.013	29.254	32.871	1'58.666 1'58.679	5	0.013
6	50 E. LAVERTY	IRL	Aprilia RSV4 RF	25.920	30.810 0.051	29.250	32.807	1'58.787 1'58.838	7	0.051
7	32 L. SAVADORI	ITA	Aprilia RSV4 RF	26.001	30.819	29.187	32.996 0.003	1'59.003 1'59.006	8	0.003
8	12 X. FORÉS	ESP	Ducati Panigale R	26.048 0.051	30.816	29.293	32.918	1'59.075 1'59.126	9	0.051
9	33 M. MELANDRI	ITA	Ducati Panigale R	25.958 0.090	30.956	29.350 0.059	32.841	1'59.105 1'59.254	10	0.149
10	05 S. GUINTOLI	FRA	Kawasaki ZX-10RR	25.974	30.813	29.404 0.051	33.014 0.181	1'59.205 1'59.437	12	0.232
11	81 J. TORRES	ESP	BMW S 1000 RR	25.903	30.927 0.078	29.311	33.076	1'59.217 1'59.295	11	0.078
12	2 L. CAMIER	GBR	MV Agusta 1000 F4	26.091 0.004	30.892 0.004	29.365	33.172 0.187	1'59.520 1'59.715	13	0.195
13	35 R. DE ROSA	ITA	BMW S 1000 RR	26.127 0.113	30.918	29.468	33.220	1'59.733 1'59.846	14	0.113
14	40 R. RAMOS	ESP	Kawasaki ZX-10RR	26.185 0.020	30.955	29.558 0.012	33.310	2'00.008 2'00.040	15	0.032
15	121 A. ANDREOZZI	ITA	Yamaha YZF R1	26.152	31.069	29.663	33.236	2'00.120 2'00.120	16	
16	34 D. GIUGLIANO	ITA	Honda CBR1000RR	26.300	31.087 0.089	29.750	33.400 0.092	2'00.537 2'00.718	17	0.181
17	45 J. GAGNE	USA	Honda CBR1000RR	26.265 0.326	31.285	29.708	33.324	2'00.582 2'00.908	18	0.326
18	37 O. JEZEK	CZE	Kawasaki ZX-10RR	26.488	31.196	29.958	33.723 0.028	2'01.365 2'01.393	19	0.028
19	44 R. ROLFO	ITA	Kawasaki ZX-10RR	26.826 0.154	31.923 0.225	29.992	33.891 0.023	2'02.632 2'03.034	20	0.402
Overall Ideal Time				25.578	30.413	28.995	32.636	1'57.622		

02/11/2017

These data/results cannot be reproduced, stored and/or transmitted in whole or in part by any manner of electronic, mechanical, photocopying, recording, broadcasting or otherwise now known or herein after developed without the previous express consent by the copyright owner, except for reproduction in daily press and regular printed publications on sale to the public within 60 days of the event related to those data/results and always provided that copyright symbol appears together as follows below.

© DORNA WSBK ORGANIZATION Srl 2017

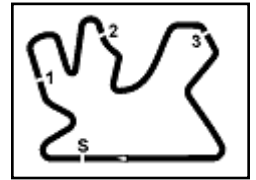
PIRELLI PERUGIA TIMING



Official Tyre Supplier



Official Timekeeper



Qatar Round, 2-3-4 November 2017 World Superbike - Chronological Analysis Free Practice 1st Session

Losail International Circuit 5.380 m

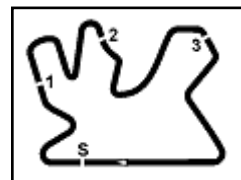
2 / 4

Lap	Seg.1	Seg.2	Seg.3	Seg.4	Lap Time	km/h	Local Time									
								10° 81 J. TORRES (1'59.295)								
Lap	Seg.1	Seg.2	Seg.3	Seg.4	Lap Time	km/h	Local Time	Lap	Seg.1	Seg.2	Seg.3	Seg.4	Lap Time	km/h	Local Time	
1	33.774	33.187	30.950	33.928	2'11.839P	157,2	17:45'20.416	1	33.970	33.933	31.358	33.949	2'13.210P	157,9	17:48'06.266	
2	27.344	31.609	29.719	33.366	2'02.038	291,1	17:47'32.255	2	27.430	31.686	30.094	33.681	2'02.891	309,5	17:50'09.157	
3	27.476	32.147	30.890	7'18.247	8'48.760P	310,3	17:58'23.053	3	26.752	31.534	30.009	33.611	2'01.906	309,5	17:52'11.063	
4	35.713	32.375	30.597	33.642	2'12.327P	154,3	18:00'35.380	4	27.271	31.326	29.661	33.427	2'01.685	308,6	17:54'12.748	
5	28.801	31.548	29.768	33.435	2'03.552	309,5	18:02'38.932	5	26.426	31.289	29.573	33.492	2'00.780	311,2	17:56'13.528	
6	26.452	31.511	29.985	33.547	2'01.495	306,8	18:04'40.427	6	26.265	31.311	29.827	33.414	2'00.817	310,3	17:58'14.345	
7	26.459	31.448	29.824	33.463	2'01.194	307,7	18:06'41.621	7	26.238	31.195	29.650	33.488	2'00.571	307,7	18:00'14.916	
8	26.288	31.399	29.724	33.248	2'00.659	308,6	18:08'42.280	8	26.239	31.672	30.159	9'08.509	10'36.579P	308,6	18:10'51.495	
9	26.348	31.506	29.707	33.393	2'00.954	307,7	18:10'43.234	9	32.451	31.978	30.114	33.752	2'08.295P	147,5	18:12'59.790	
10	32.951	34.995	31.243	8'14.715	9'53.904P	307,7	18:20'37.138	10	26.377	31.363	29.878	33.526	2'01.144	308,8	18:15'00.934	
11	37.361	32.469	30.263	33.594	2'13.687P		18:22'50.825	11	30.242	31.623	29.757	33.488	2'05.110	308,6	18:17'06.044	
12	26.509	31.402	29.820	33.418	2'01.149	306,8	18:24'51.974	12	26.238	31.268	29.694	33.489	2'00.689	307,7	18:19'06.733	
13	26.302	31.407	29.692	33.440	2'00.841	307,7	18:26'52.815	13	26.328	31.326	29.954	6'27.016	7'54.624P	307,7	18:27'01.357	
14	26.252	31.413	29.719	33.487	2'00.871	306,8	18:28'53.686	14	33.673	32.188	30.061	33.454	2'09.376P		18:29'10.733	
15	28.802	33.435	31.280	5'54.791	7'28.308P	304,2	18:36'21.994	15	26.043	31.013	29.477	33.338	1'59.871	307,7	18:31'10.604	
16	37.210	33.103	29.889	33.280	2'13.482P		18:38'35.476	16	26.018	31.105	29.415	33.259	1'59.797	306,8	18:33'10.401	
17	26.032	30.952	29.431	32.996	1'59.411	306,8	18:40'34.887	17	26.056	30.927	29.381	33.297	1'59.661	309,5	18:35'10.062	
18	30.355	31.830	29.940	33.871	2'05.996	311,2	18:42'40.883	18	26.017	30.997	29.411	33.147	1'59.572	308,6	18:37'09.634	
19	26.001	30.819	29.187	32.999	1'59.006	307,7	18:44'39.889	19	27.457	31.323	29.924	2'42.550	4'11.254P	309,5	18:41'20.888	
								11° 05 S. GUINTOLI (1'59.437)								
Lap	Seg.1	Seg.2	Seg.3	Seg.4	Lap Time	km/h	Local Time	Lap	Seg.1	Seg.2	Seg.3	Seg.4	Lap Time	km/h	Local Time	
1	32.744	32.731	30.345	33.783	2'09.603P	166,2	17:47'15.663	1	39.774	33.918	31.061	34.870	2'19.623P	163,4	17:47'16.883	
2	27.009	31.153	29.608	33.020	2'00.790	309,5	17:49'16.453	2	27.002	31.213	29.589	33.362	2'01.166	305,9	17:49'18.049	
3	27.743	31.110	29.499	32.987	2'01.339	310,3	17:51'17.792	3	29.796	31.495	29.478	33.416	2'04.185	306,8	17:51'22.234	
4	26.294	31.139	29.399	33.178	2'00.010	309,5	17:53'17.802	4	26.368	31.241	29.882	33.426	2'00.917	304,2	17:53'23.151	
5	26.418	31.109	29.547	33.141	2'00.215	309,5	17:55'18.017	5	26.306	31.460	30.260	33.320	2'01.346	305,1	17:55'24.497	
6	26.310	31.139	29.559	33.125	2'00.133	306,8	17:57'18.150	6	26.199	31.256	29.783	33.343	2'00.581	303,4	17:57'25.078	
7	28.394	32.428	30.440	6'32.908	8'04.170P	306,8	18:05'22.320	7	26.285	31.244	30.018	33.375	2'00.922	304,2	17:59'26.000	
8	34.770	31.815	29.968	33.280	2'09.833P		18:07'32.153	8	26.405	32.599	30.502	16'02.410	17'31.916P	300,8	18:16'57.916	
9	26.509	32.620	29.793	33.073	2'01.995	307,7	18:09'34.148	9	34.338	33.245	30.571	33.937	2'12.091P		18:19'10.007	
10	26.213	31.161	29.574	33.034	1'59.982	307,7	18:11'34.130	10	26.384	31.314	29.908	33.436	2'01.042	299,2	18:21'11.049	
11	26.283	31.200	29.602	33.095	2'00.180	308,6	18:13'34.310	11	28.062	31.585	30.159	33.708	2'03.514	301,7	18:23'14.563	
12	28.402	31.467	29.658	13'54.572	15'24.099P	306,8	18:28'58.409	12	26.364	31.326	29.929	33.407	2'01.026	303,4	18:25'15.589	
13	35.975	31.689	29.632	33.139	2'10.435P		18:31'08.844	13	26.323	31.161	29.795	33.382	2'00.661	301,7	18:27'16.250	
14	26.099	30.816	29.293	32.918	1'59.126	306,8	18:33'07.970	14	26.281	31.333	30.022	6'41.411	8'09.047P	302,5	18:35'25.297	
15	26.048	30.884	29.311	33.210	1'59.453	306,8	18:35'07.423	15	32.894	32.233	30.558	33.622	2'09.307P		18:37'34.604	
16	26.118	31.035	29.436	33.051	1'59.640	307,7	18:37'07.063	16	25.974	30.813	29.455	33.195	1'59.437	301,7	18:39'34.041	
17	26.327	31.129	29.498	33.093	2'00.047	307,7	18:39'07.110	17	26.189	30.887	29.489	33.014	1'59.579	301,7	18:41'33.620	
18	30.085	32.082	30.296	33.534	2'05.997	307,7	18:41'13.107	18	25.974	30.954	29.404	33.172	1'59.504	304,2	18:43'33.124	
19	26.162	31.173	29.404	33.047	1'59.786	307,7	18:43'12.893	19	26.051	30.908	29.462	33.081	1'59.502	305,1	18:45'32.626	
20	26.120	31.049	29.346	33.015	1'59.530	308,6	18:45'12.423									
								12° 2 L. CAMIER (1'59.715)								
Lap	Seg.1	Seg.2	Seg.3	Seg.4	Lap Time	km/h	Local Time	Lap	Seg.1	Seg.2	Seg.3	Seg.4	Lap Time	km/h	Local Time	
1	35.513	34.104	32.253	34.023	2'15.893P		17:56'41.737	1	33.908	32.872	30.965	34.168	2'11.913P	138,8	17:47'36.795	
2	29.370	32.357	30.049	33.551	2'05.327	294,3	18:01'02.957	2	26.813	31.531	30.182	33.652	2'02.178	299,2	17:49'38.973	
3	29.386	31.713	29.723	33.090	2'03.912	310,3	18:03'06.869	3	26.521	31.166	29.675	34.078	2'01.440	299,2	17:51'40.413	
4	26.320	31.117	29.466	33.066	1'59.969	311,2	18:05'06.838	4	26.748	31.395	29.854	33.694	2'01.691	300,8	17:53'42.104	
5	26.272	31.218	30.843	13'00.498	14'28.831P	312,1	18:19'35.669	5	26.441	32.530	39.236	34.030	2'12.237	300,8	17:55'54.341	
6	33.815	32.373	30.325	33.548	2'10.061P		18:21'45.730	6	26.465	31.559	29.942	33.604	2'01.570	300,0	17:57'55.911	
7	26.323	32.209	29.752	32.963	2'01.247	311,2	18:23'46.977	7	26.317	31.247	29.628	33.446	2'00.638	301,7	17:59'56.549	
8	26.308	33.861	30.254	33.534	2'03.957	312,1	18:25'50.934	8	28.111	32.271	34.123	7'22.910	8'57.415P	300,0	18:08'53.964	
9	26.189	31.121	29.514	32.921	1'59.745	311,2	18:27'50.679	9	34.263	32.387	30.421	33.871	2'10.942P		18:11'04.906	
10	26.034	31.214	29.516	32.978	1'59.742	312,1	18:29'50.421	10	26.466	31.483	29.828	5'39.596	7'07.373P	300,0	18:18'12.279	
11	26.075	33.721	31.206	6'59.770	8'30.772P	312,1	18:38'21.193	11	33.476	32.678	30.544	33.882	2'10.580P		18:20'22.859	
12	35.853	32.711	30.277	37.172	2'16.013P		18:40'37.206	12	26.605	31.327	29.755	33.489	2'01.176	300,8	18:22'24.035	
13	27.169	31.847	29.796	33.098	2'01.910	313,0	18:42'39.116	13	26.930	31.510	29.861	33.636	2'01.937	303,4	18:24'25.972	
14	26.048	30.956	29.409	32.841	1'59.254	312,1	18:44'38.370									

02/11/2017 P = Pits In/Out - C = Lap-Time Cancelled

These data/results cannot be reproduced, stored and/or transmitted in whole or in part by any manner of electronic, mechanical, photocopying, recording, broadcasting or otherwise now known or herein after developed without the previous express consent by the copyright owner, except for reproduction in daily press and regular printed publications on sale to the public within 60 days of the event related to those data/results and always provided that copyright symbol appears together as follows below.

© DORNA WSBK ORGANIZATION Srl 2017



Qatar Round, 2-3-4 November 2017 World Superbike - Chronological Analysis Free Practice 1st Session

Losail International Circuit 5.380 m

4 / 4

6	27.104	31.858	30.359	34.160	2'03.481	294,3	18:22'23.626
7	27.241	32.151	30.219	33.986	2'03.597	293,5	18:24'27.223
8	26.797	31.836	30.378	34.040	2'03.051	298,3	18:26'30.274
9	30.157	33.042	31.225	5'38.160	7'12.584P	295,1	18:33'42.858
10	33.506	33.052	30.159	34.340	2'11.057P	147,5	18:35'53.915
11	26.817	31.618	30.243	33.785	2'02.463	295,1	18:37'56.378
12	32.735	39.121	33.428	33.783	2'19.067	295,1	18:40'15.445
13	26.748	31.374	30.083	33.723	2'01.928	299,2	18:42'17.373
14	26.672	31.455	30.112	33.745	2'01.984	300,0	18:44'19.357
15	26.488	31.196	29.958	33.751	2'01.393	300,8	18:46'20.750

19° 44 R. ROLFO (2'03.034)

Lap	Seg.1	Seg.2	Seg.3	Seg.4	Lap Time	km/h	Local Time
							17:45'05.532
1	37.855	35.692	32.276	35.781	2'21.604P	139,2	17:47'27.136
2	28.222	32.744	31.050	34.550	2'06.566	289,5	17:49'33.702
3	27.556	32.413	30.705	34.508	2'05.182	298,3	17:51'38.884
4	27.299	33.069	30.720	34.228	2'05.316	299,2	17:53'44.200
5	26.929	32.286	30.480	34.068	2'03.763	301,7	17:55'47.963
6	27.564	32.954	31.146	34.421	2'06.085	300,8	17:57'54.048
7	27.167	33.839	30.978	34.112	2'06.096	296,7	18:00'00.144
8	27.196	32.270	30.457	34.053	2'03.976	299,2	18:02'04.120
9	28.341	32.954	31.346	10'13.556	11'46.197P	297,5	18:13'50.317
10	36.148	34.429	30.660	34.430	2'15.667P		18:16'05.984
11	26.944	32.063	30.255	33.891	2'03.153	296,7	18:18'09.137
12	26.826	32.048	30.450	34.173	2'03.497	300,8	18:20'12.634
13	28.181	34.274	31.403	38.352	2'12.210	298,3	18:22'24.844
14	26.983	32.098	30.276	34.034	2'03.391	300,8	18:24'28.235
15	26.836	32.004	30.291	33.979	2'03.110	300,0	18:26'31.345
16	29.422	33.340	31.637	8'22.116	9'56.515P	298,3	18:36'27.860
17	34.463	33.744	33.363	35.365	2'16.935P	144,2	18:38'44.795
18	28.881	32.878	30.312	34.277	2'06.348	289,5	18:40'51.143
19	27.028	31.923	30.336	34.001	2'03.288	298,3	18:42'54.431
20	26.980	32.148	29.992	33.914	2'03.034	277,6	18:44'57.465
21	26.879	32.216	30.326	34.117	2'03.538	300,0	18:47'01.003

20° 11 J. GUARNONI ()

Lap	Seg.1	Seg.2	Seg.3	Seg.4	Lap Time	km/h	Local Time
							17:45'05.133
1	35.114	33.977	31.459	11'34.159	13'14.709P	155,0	17:58'19.842

02/11/2017 P = Pits In/Out - C = Lap-Time Cancelled

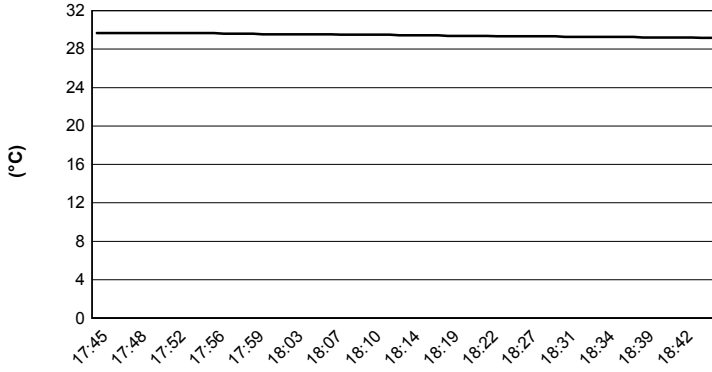
These data/results cannot be reproduced, stored and/or transmitted in whole or in part by any manner of electronic, mechanical, photocopying, recording, broadcasting or otherwise now known or herein after developed without the previous express consent by the copyright owner, except for reproduction in daily press and regular printed publications on sale to the public within 60 days of the event related to those data/results and always provided that copyright symbol appears together as follows below.

© DORNA WSBK ORGANIZATION Srl 2017

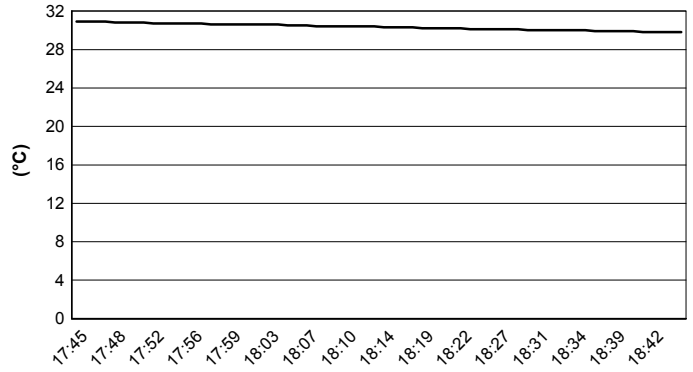
Qatar Round, 2-3-4 November 2017
World Superbike - Weather Report Free Practice 1st Session
 Session started 17:45 - Session ended 18:51

Losail International Circuit 5.380 m

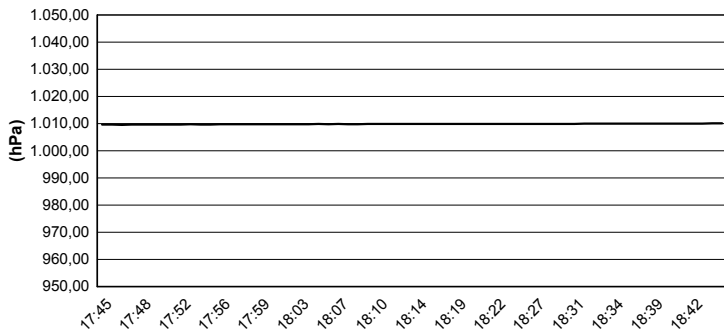
Air Temperature



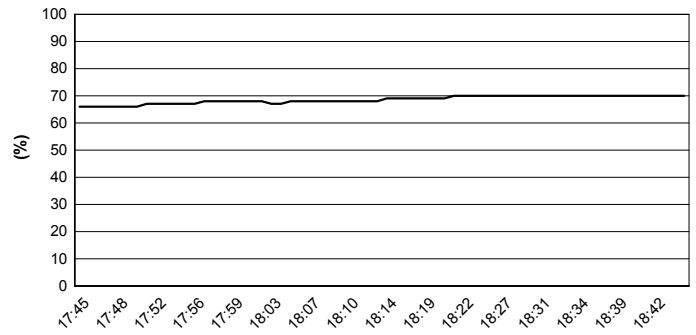
Track Temperature



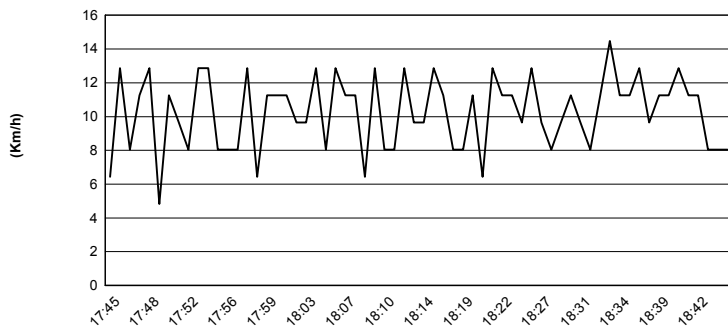
Air Pressure



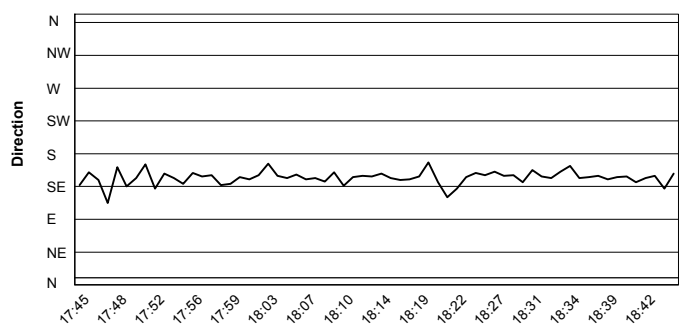
Humidity



Wind Speed



Wind Direction



02/11/2017

These data/results cannot be reproduced, stored and/or transmitted in whole or in part by any manner of electronic, mechanical, photocopying, recording, broadcasting or otherwise now known or herein after developed without the previous express consent by the copyright owner, except for reproduction in daily press and regular printed publications on sale to the public within 60 days of the event related to those data/results and always provided that copyright symbol appears together as follows below.

© DORNA WSBK ORGANIZATION Srl 2017