

Qatar Round, 2-3-4 November 2017 World Superbike - Free Practices Combined Results

Losail International Circuit 5.380 m

No.	Rider	Nat	Team	Bike	FP1	FP2	Time	Gap	Rel.	Avg	Laps
1	1 J. REA	GBR	Kawasaki Racing Team	Kawasaki ZX-10RR	1'57.666	1'57.843	1'57.666			164,601	41
2	22 A. LOWES	GBR	Pata Yamaha Official WorldSBK Team	Yamaha YZF R1	1'58.679	1'57.925	1'57.925	0.259	0.259	164,240	35
3	66 T. SYKES	GBR	Kawasaki Racing Team	Kawasaki ZX-10RR	1'58.355	1'57.965	1'57.965	0.299	0.040	164,184	23
4	7 C. DAVIES	GBR	Aruba.it Racing - Ducati	Ducati Panigale R	1'58.548	1'58.136	1'58.136	0.470	0.171	163,947	41
5	60 M. VAN DER MARK	NED	Pata Yamaha Official WorldSBK Team	Yamaha YZF R1	1'58.680	1'58.315	1'58.315	0.649	0.179	163,699	43
6	12 X. FORÉS	ESP	BARNI Racing Team	Ducati Panigale R	1'59.126	1'58.543	1'58.543	0.877	0.228	163,384	42
7	33 M. MELANDRI	ITA	Aruba.it Racing - Ducati	Ducati Panigale R	1'59.254	1'58.671	1'58.671	1.005	0.128	163,208	31
8	81 J. TORRES	ESP	Althea BMW Racing Team	BMW S 1000 RR	1'59.295	1'58.736	1'58.736	1.070	0.065	163,118	44
9	50 E. LAVERTY	IRL	Milwaukee Aprilia	Aprilia RSV4 RF	1'58.838	1'58.757	1'58.757	1.091	0.021	163,089	43
10	32 L. SAVADORI	ITA	Milwaukee Aprilia	Aprilia RSV4 RF	1'59.006	1'59.303	1'59.006	1.340	0.249	162,748	38
11	05 S. GUINTOLI	FRA	Kawasaki Puccetti Racing	Kawasaki ZX-10RR	1'59.437	1'59.053	1'59.053	1.387	0.047	162,684	41
12	2 L. CAMIER	GBR	MV Agusta Reparto Corse	MV Agusta 1000 F4	1'59.715	1'59.069	1'59.069	1.403	0.016	162,662	42
13	35 R. DE ROSA	ITA	Althea BMW Racing Team	BMW S 1000 RR	1'59.846	1'59.116	1'59.116	1.450	0.047	162,598	40
14	40 R. RAMOS	ESP	Team Kawasaki Go Eleven	Kawasaki ZX-10RR	2'00.040	1'59.531	1'59.531	1.865	0.415	162,033	42
15	121 A. ANDREOZZI	ITA	Guandalini Racing	Yamaha YZF R1	2'00.120	1'59.616	1'59.616	1.950	0.085	161,918	36
16	34 D. GIUGLIANO	ITA	Red Bull Honda World Superbike Team	Honda CBR1000RR	2'00.718	1'59.639	1'59.639	1.973	0.023	161,887	37
17	45 J. GAGNE	USA	Red Bull Honda World Superbike Team	Honda CBR1000RR	2'00.908	2'00.077	2'00.077	2.411	0.438	161,297	37
18	11 J. GUARNONI	FRA	Pedercini Racing SC-Project	Kawasaki ZX-10RR		2'00.670	2'00.670	3.004	0.593	160,504	22
19	37 O. JEZEK	CZE	Grillini Racing Team	Kawasaki ZX-10RR	2'01.393	2'01.275	2'01.275	3.609	0.605	159,703	38
20	44 R. ROLFO	ITA	Grillini Racing Team	Kawasaki ZX-10RR	2'03.034	2'01.727	2'01.727	4.061	0.452	159,110	42

02/11/2017

These data/results cannot be reproduced, stored and/or transmitted in whole or in part by any manner of electronic, mechanical, photocopying, recording, broadcasting or otherwise now known or herein after developed without the previous express consent by the copyright owner, except for reproduction in daily press and regular printed publications on sale to the public within 60 days of the event related to those data/results and always provided that copyright symbol appears together as follows below.

© DORNA WSBK ORGANIZATION Srl 2017

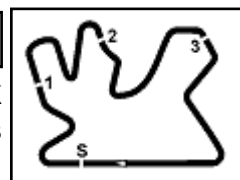
FICR PERUGIA TIMING



Official Tyre Supplier



Official Timekeeper



Qatar Round, 2-3-4 November 2017 World Superbike - Results Free Practice 2nd Session

Losail International Circuit 5.380 m

1 / 2

No.	Rider	Nat	Team	Bike	Time	Gap	Rel.	Laps	Speed	
									Avg	Max
1	1 J. REA	GBR	Kawasaki Racing Team	Kawasaki ZX-10RR	1'57.843			24	164,354	308,6
2	22 A. LOWES	GBR	Pata Yamaha Official WorldSBK Team	Yamaha YZF R1	1'57.925	0.082	0.082	25	164,240	312,1
3	66 T. SYKES	GBR	Kawasaki Racing Team	Kawasaki ZX-10RR	1'57.965	0.122	0.040	4	164,184	307,7
4	7 C. DAVIES	GBR	Aruba.it Racing - Ducati	Ducati Panigale R	1'58.136	0.293	0.171	22	163,947	312,1
5	60 M. VAN DER MARK	NED	Pata Yamaha Official WorldSBK Team	Yamaha YZF R1	1'58.315	0.472	0.179	24	163,699	313,0
6	12 X. FORÉS	ESP	BARNI Racing Team	Ducati Panigale R	1'58.543	0.700	0.228	22	163,384	314,0
7	33 M. MELANDRI	ITA	Aruba.it Racing - Ducati	Ducati Panigale R	1'58.671	0.828	0.128	17	163,208	313,0
8	81 J. TORRES	ESP	Althea BMW Racing Team	BMW S 1000 RR	1'58.736	0.893	0.065	23	163,118	310,3
9	50 E. LAVERTY	IRL	Milwaukee Aprilia	Aprilia RSV4 RF	1'58.757	0.914	0.021	23	163,089	316,7
10	05 S. GUINTOLI	FRA	Kawasaki Puccetti Racing	Kawasaki ZX-10RR	1'59.053	1.210	0.296	22	162,684	307,7
11	2 L. CAMIER	GBR	MV Agusta Reparto Corse	MV Agusta 1000 F4	1'59.069	1.226	0.016	20	162,662	309,5
12	35 R. DE ROSA	ITA	Althea BMW Racing Team	BMW S 1000 RR	1'59.116	1.273	0.047	22	162,598	314,0
13	32 L. SAVADORI	ITA	Milwaukee Aprilia	Aprilia RSV4 RF	1'59.303	1.460	0.187	19	162,343	313,0
14	40 R. RAMOS	ESP	Team Kawasaki Go Eleven	Kawasaki ZX-10RR	1'59.531	1.688	0.228	21	162,033	304,2
15	121 A. ANDREOZZI	ITA	Guandalini Racing	Yamaha YZF R1	1'59.616	1.773	0.085	19	161,918	306,8
16	34 D. GIUGLIANO	ITA	Red Bull Honda World Superbike Team	Honda CBR1000RR	1'59.639	1.796	0.023	20	161,887	307,7
17	45 J. GAGNE	USA	Red Bull Honda World Superbike Team	Honda CBR1000RR	2'00.077	2.234	0.438	20	161,297	310,3
18	11 J. GUARNONI	FRA	Pedercini Racing SC-Project	Kawasaki ZX-10RR	2'00.670	2.827	0.593	21	160,504	305,1
19	37 O. JEZEK	CZE	Grillini Racing Team	Kawasaki ZX-10RR	2'01.275	3.432	0.605	23	159,703	301,7
20	44 R. ROLFO	ITA	Grillini Racing Team	Kawasaki ZX-10RR	2'01.727	3.884	0.452	21	159,110	301,7

Qualifying Lap Time (107% of 1'57.843): 2'06.093

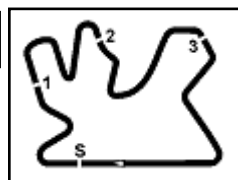
AIR	Humidity:	70%	Temp:	28°C
TRACK	Condition:	Dry	Temp:	27°C

Records	Pole (SP2)	2016 J.Rea	1'56.356	166,450	Km/h
	Race (RC2)	2016 J.Rea	1'56.974	165,580	Km/h
	Circuit (SP2)	2016 J.Rea	1'56.356	166,450	Km/h

Start 02/11/2017 21:00 End 22:14 The results are provisional until the end of the time limit for protests and appeals and the completion of the technical checks.

These data/results cannot be reproduced, stored and/or transmitted in whole or in part by any manner of electronic, mechanical, photocopying, recording, broadcasting or otherwise now known or herein after developed without the previous express consent by the copyright owner, except for reproduction in daily press and regular printed publications on sale to the public within 60 days of the event related to those data/results and always provided that copyright symbol appears together as follows below.

© DORNA WSBK ORGANIZATION Srl 2017



Qatar Round, 2-3-4 November 2017
World Superbike - Results Free Practice 2nd Session

Losail International Circuit 5.380 m

2 / 2

Session Highlights

Local Time	No. Rider	Description
21.00.00		Start
21.03.54	34 D. GIUGLIANO	On the Gravel - Re-Joined - Turn 10
21.06.54	35 R. DE ROSA	On the Gravel - Turn 1
21.07.28	35 R. DE ROSA	Re-joined
21.10.23	66 T. SYKES	Technical Problem - Turn 10
21.10.56		RED FLAG
21.23.00		Session Restart
21.33.13		WorldSBK Pit Intervention Time: 56secs
21.51.44	37 O. JEZEK	On the Gravel - Re-Joined - Turn 16
21.58.12	32 L. SAVADORI	Crashed - Turn 16
22.10.24	32 L. SAVADORI	Crashed - Turn 14
22.14.02		End Of Session

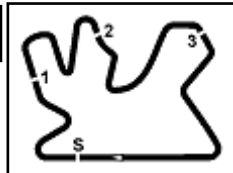
Fastest Laps Sequence

No.	Rider	Nat	Team	Bike	Local Time	Time	Gap	Avg
1	J. REA	GBR	Kawasaki Racing Team	Kawasaki ZX-10RR	21:04'08.412	1'58.109		163,984
66	T. SYKES	GBR	Kawasaki Racing Team	Kawasaki ZX-10RR	21:05'05.765	1'57.965	-0.144	164,184
1	J. REA	GBR	Kawasaki Racing Team	Kawasaki ZX-10RR	22:04'33.550	1'57.843	-0.122	164,354

Start 21:00 End 22:14 The results are provisional until the end of the time limit for protests and appeals and the completion of the technical checks.

These data/results cannot be reproduced, stored and/or transmitted in whole or in part by any manner of electronic, mechanical, photocopying, recording, broadcasting or otherwise now known or herein after developed without the previous express consent by the copyright owner, except for reproduction in daily press and regular printed publications on sale to the public within 60 days of the event related to those data/results and always provided that copyright symbol appears together as follows below.

© DORNA WSBK ORGANIZATION Srl 2017



Qatar Round, 2-3-4 November 2017

World Superbike - Best Sector & Speed Free Practice 2nd Session

Losail International Circuit 5.380 m

BEST LAP			
1	1 J. REA	Kawasaki ZX-10RR	1'57.843
2	22 A. LOWES	Yamaha YZF R1	1'57.925
3	66 T. SYKES	Kawasaki ZX-10RR	1'57.965
4	7 C. DAVIES	Ducati Panigale R	1'58.136
5	60 M. VAN DER MARK	Yamaha YZF R1	1'58.315
6	12 X. FORÉS	Ducati Panigale R	1'58.543
7	33 M. MELANDRI	Ducati Panigale R	1'58.671
8	81 J. TORRES	BMW S 1000 RR	1'58.736
9	50 E. LAVERTY	Aprilia RSV4 RF	1'58.757
10	05 S. GUINTOLI	Kawasaki ZX-10RR	1'59.053
11	2 L. CAMIER	MV Agusta 1000 F4	1'59.069
12	35 R. DE ROSA	BMW S 1000 RR	1'59.116
13	32 L. SAVADORI	Aprilia RSV4 RF	1'59.303
14	40 R. RAMOS	Kawasaki ZX-10RR	1'59.531
15	121 A. ANDREOZZI	Yamaha YZF R1	1'59.616
16	34 D. GIUGLIANO	Honda CBR1000RR	1'59.639
17	45 J. GAGNE	Honda CBR1000RR	2'00.077
18	11 J. GUARNONI	Kawasaki ZX-10RR	2'00.670
19	37 O. JEZEK	Kawasaki ZX-10RR	2'01.275
20	44 R. ROLFO	Kawasaki ZX-10RR	2'01.727

SPEED			
1	50 E. LAVERTY	Aprilia RSV4 RF	316,7
2	12 X. FORÉS	Ducati Panigale R	314,0
3	35 R. DE ROSA	BMW S 1000 RR	314,0
4	32 L. SAVADORI	Aprilia RSV4 RF	313,0
5	60 M. VAN DER MARK	Yamaha YZF R1	313,0
6	33 M. MELANDRI	Ducati Panigale R	313,0
7	22 A. LOWES	Yamaha YZF R1	312,1
8	7 C. DAVIES	Ducati Panigale R	312,1
9	45 J. GAGNE	Honda CBR1000RR	310,3
10	81 J. TORRES	BMW S 1000 RR	310,3
11	2 L. CAMIER	MV Agusta 1000 F4	309,5
12	1 J. REA	Kawasaki ZX-10RR	308,6
13	34 D. GIUGLIANO	Honda CBR1000RR	307,7
14	66 T. SYKES	Kawasaki ZX-10RR	307,7
15	05 S. GUINTOLI	Kawasaki ZX-10RR	307,7
16	121 A. ANDREOZZI	Yamaha YZF R1	306,8
17	11 J. GUARNONI	Kawasaki ZX-10RR	305,1
18	40 R. RAMOS	Kawasaki ZX-10RR	304,2
19	44 R. ROLFO	Kawasaki ZX-10RR	301,7
20	37 O. JEZEK	Kawasaki ZX-10RR	301,7

SEG. 1		SEG. 2		SEG. 3		SEG. 4		
1	1 J. REA	25.529	1	66 T. SYKES	30.392	1	22 A. LOWES	32.604
2	22 A. LOWES	25.582	2	1 J. REA	30.474	2	32 L. SAVADORI	32.790
3	66 T. SYKES	25.646	3	32 L. SAVADORI	30.559	3	7 C. DAVIES	32.794
4	60 M. VAN DER MARK	25.672	4	33 M. MELANDRI	30.661	4	12 X. FORÉS	32.818
5	7 C. DAVIES	25.732	5	7 C. DAVIES	30.665	5	33 M. MELANDRI	32.828
6	81 J. TORRES	25.764	6	81 J. TORRES	30.721	6	1 J. REA	32.829
7	32 L. SAVADORI	25.779	7	35 R. DE ROSA	30.725	7	60 M. VAN DER MARK	32.829
8	33 M. MELANDRI	25.782	8	50 E. LAVERTY	30.732	8	66 T. SYKES	32.901
9	12 X. FORÉS	25.830	9	60 M. VAN DER MARK	30.740	9	50 E. LAVERTY	32.966
10	05 S. GUINTOLI	25.837	10	22 A. LOWES	30.755	10	81 J. TORRES	32.997
11	2 L. CAMIER	25.886	11	121 A. ANDREOZZI	30.779	11	35 R. DE ROSA	33.001
12	35 R. DE ROSA	25.903	12	12 X. FORÉS	30.785	12	05 S. GUINTOLI	33.016
13	50 E. LAVERTY	25.942	13	2 L. CAMIER	30.796	13	121 A. ANDREOZZI	33.090
14	121 A. ANDREOZZI	25.981	14	05 S. GUINTOLI	30.798	14	40 R. RAMOS	33.118
15	40 R. RAMOS	26.040	15	40 R. RAMOS	30.854	15	2 L. CAMIER	33.149
16	45 J. GAGNE	26.065	16	34 D. GIUGLIANO	30.876	16	45 J. GAGNE	33.202
17	34 D. GIUGLIANO	26.067	17	11 J. GUARNONI	31.096	17	34 D. GIUGLIANO	33.359
18	11 J. GUARNONI	26.307	18	45 J. GAGNE	31.103	18	11 J. GUARNONI	33.538
19	37 O. JEZEK	26.336	19	37 O. JEZEK	31.222	19	37 O. JEZEK	33.601
20	44 R. ROLFO	26.495	20	44 R. ROLFO	31.606	20	44 R. ROLFO	33.685

02/11/2017

These data/results cannot be reproduced, stored and/or transmitted in whole or in part by any manner of electronic, mechanical, photocopying, recording, broadcasting or otherwise now known or herein after developed without the previous express consent by the copyright owner, except for reproduction in daily press and regular printed publications on sale to the public within 60 days of the event related to those data/results and always provided that copyright symbol appears together as follows below.

© DORNA WSBK ORGANIZATION Srl 2017

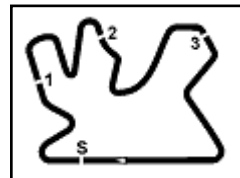
FICR PERUGIA TIMING



Official Tyre Supplier



Official Timekeeper



Qatar Round, 2-3-4 November 2017

World Superbike - Ideal Times Free Practice 2nd Session

Losail International Circuit 5.380 m

Rider No.	Nat	Bike	Seg. 1 Diff. 1	Seg. 2 Diff. 2	Seg. 3 Diff. 3	Seg. 4 Diff. 4	Ideal Time			
							Best Lap	Pos.	Diff.	
1	1 J. REA	GBR	Kawasaki ZX-10RR	25.529 0.051	30.474 0.028	28.932	32.829	1'57.764 1'57.843	1	0.079
2	66 T. SYKES	GBR	Kawasaki ZX-10RR	25.646 0.114	30.392	28.912	32.901	1'57.851 1'57.965	3	0.114
3	22 A. LOWES	GBR	Yamaha YZF R1	25.582	30.755 0.018	28.966	32.604	1'57.907 1'57.925	2	0.018
4	32 L. SAVADORI	ITA	Aprilia RSV4 RF	25.779 0.420	30.559 0.353	28.945 0.269	32.790 0.188	1'58.073 1'59.303	13	1.230
5	7 C. DAVIES	GBR	Ducati Panigale R	25.732 0.029	30.665	28.916	32.794	1'58.107 1'58.136	4	0.029
6	60 M. VAN DER MARK	NED	Yamaha YZF R1	25.672	30.740	29.068	32.829 0.006	1'58.309 1'58.315	5	0.006
7	12 X. FORÉS	ESP	Ducati Panigale R	25.830 0.025	30.785 0.070	29.015	32.818	1'58.448 1'58.543	6	0.095
8	33 M. MELANDRI	ITA	Ducati Panigale R	25.782	30.661	29.184 0.180	32.828 0.036	1'58.455 1'58.671	7	0.216
9	81 J. TORRES	ESP	BMW S 1000 RR	25.764 0.152	30.721	29.102	32.997	1'58.584 1'58.736	8	0.152
10	50 E. LAVERTY	IRL	Aprilia RSV4 RF	25.942 0.062	30.732	29.055	32.966	1'58.695 1'58.757	9	0.062
11	35 R. DE ROSA	ITA	BMW S 1000 RR	25.903 0.067	30.725 0.072	29.219	33.001 0.129	1'58.848 1'59.116	12	0.268
12	05 S. GUINTOLI	FRA	Kawasaki ZX-10RR	25.837 0.070	30.798 0.023	29.268	33.016 0.041	1'58.919 1'59.053	10	0.134
13	2 L. CAMIER	GBR	MV Agusta 1000 F4	25.886	30.796 0.063	29.174 0.001	33.149	1'59.005 1'59.069	11	0.064
14	40 R. RAMOS	ESP	Kawasaki ZX-10RR	26.040 0.014	30.854 0.062	29.279 0.082	33.118 0.082	1'59.291 1'59.531	14	0.240
15	121 A. ANDREOZZI	ITA	Yamaha YZF R1	25.981 0.011	30.779 0.152	29.483 0.120	33.090	1'59.333 1'59.616	15	0.283
16	34 D. GIUGLIANO	ITA	Honda CBR1000RR	26.067	30.876	29.334	33.359 0.003	1'59.636 1'59.639	16	0.003
17	45 J. GAGNE	USA	Honda CBR1000RR	26.065 0.194	31.103 0.018	29.455	33.202 0.040	1'59.825 2'00.077	17	0.252
18	11 J. GUARNONI	FRA	Kawasaki ZX-10RR	26.307	31.096	29.588	33.538 0.141	2'00.529 2'00.670	18	0.141
19	37 O. JEZEK	CZE	Kawasaki ZX-10RR	26.336 0.099	31.222	29.882	33.601 0.135	2'01.041 2'01.275	19	0.234
20	44 R. ROLFO	ITA	Kawasaki ZX-10RR	26.495 0.011	31.606	29.846	33.685 0.084	2'01.632 2'01.727	20	0.095
Overall Ideal Time				25.529	30.392	28.912	32.604	1'57.437		

02/11/2017

These data/results cannot be reproduced, stored and/or transmitted in whole or in part by any manner of electronic, mechanical, photocopying, recording, broadcasting or otherwise now known or herein after developed without the previous express consent by the copyright owner, except for reproduction in daily press and regular printed publications on sale to the public within 60 days of the event related to those data/results and always provided that copyright symbol appears together as follows below.

© DORNA WSBK ORGANIZATION Srl 2017

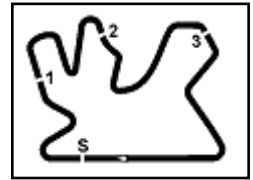
FIKR PERUGIA TIMING



Official Tyre Supplier



Official Timekeeper



Qatar Round, 2-3-4 November 2017 World Superbike - Chronological Analysis Free Practice 2nd Session

Losail International Circuit 5.380 m

1 / 4

1° 1 J. REA (1'57.843)								4° 7 C. DAVIES (1'58.136)							
Lap	Seg.1	Seg.2	Seg.3	Seg.4	Lap Time	km/h	Local Time	Lap	Seg.1	Seg.2	Seg.3	Seg.4	Lap Time	km/h	Local Time
1	31.995	31.460	29.562	33.729	2'06.746P	161,0	21:00'03.557	1	31.460	32.371	29.872	33.482	2'07.185P	165,9	21:03'46.890
2	25.780	30.539	28.950	32.840	1'58.109	305,9	21:04'08.412	2	26.006	31.030	29.441	33.254	1'59.731	307,7	21:05'46.621
3	25.728	30.474	28.940	32.906	1'58.048	305,9	21:06'06.460	3	25.922	30.873	29.389	33.153	1'59.337	309,5	21:07'45.958
4	25.741	30.617	29.063	32.872	1'58.293	306,8	21:08'04.753	4	26.118	30.998	29.363	33.034	1'59.513	308,6	21:09'45.471
5	25.732	30.676	29.045	32.927	1'58.380	306,8	21:10'03.133	5	25.880	31.026	33.685	12'46.093	14'16.684P	308,6	21:24'02.155
6	25.744	31.145	43.237	15'16.191	16'56.317P	306,8	21:26'59.450	6	32.095	31.879	30.486	34.076	2'08.536P	156,7	21:26'10.691
7	31.773	31.501	30.337	33.237	2'06.848P	141,4	21:29'06.298	7	25.881	30.722	29.308	33.038	1'58.949	306,8	21:28'09.640
8	25.764	30.779	29.116	33.033	1'58.692	302,5	21:31'04.990	8	25.758	30.758	29.295	33.041	1'58.852	305,1	21:30'08.492
9	25.697	30.668	29.052	32.888	1'58.305	304,2	21:33'03.295	9	25.914	30.836	29.289	32.943	1'58.982	307,7	21:32'07.474
10	25.806	30.824	29.116	33.026	1'58.772	305,1	21:35'02.067	10	25.943	30.892	29.273	33.255	1'59.363	312,1	21:34'06.837
11	25.774	30.673	29.167	33.002	1'58.616	305,1	21:37'00.683	11	25.778	30.679	29.155	33.003	1'58.615	307,7	21:36'05.452
12	25.719	30.793	29.214	33.035	1'58.761	305,1	21:38'59.444	12	27.162	31.994	30.052	12'34.996	14'04.204P	306,8	21:50'09.656
13	25.741	30.875	29.282	33.064	1'58.962	305,1	21:40'58.406	13	31.880	34.075	30.644	34.586	2'11.185P	148,6	21:52'20.841
14	25.752	30.759	29.199	33.241	1'58.951	305,9	21:42'57.357	14	25.907	30.847	29.200	33.008	1'58.962	305,9	21:54'19.803
15	25.763	30.872	29.287	33.013	1'58.935	305,1	21:44'56.292	15	25.822	30.702	29.135	32.893	1'58.552	305,9	21:56'18.355
16	25.805	31.030	29.363	32.999	1'59.197	305,1	21:46'55.489	16	25.732	30.813	29.096	33.011	1'58.652	305,1	21:58'17.007
17	25.767	30.774	29.341	33.013	1'58.895	305,1	21:48'54.384	17	25.938	30.884	29.080	32.892	1'58.794	305,9	22:00'15.801
18	28.733	31.756	30.201	9'59.388	11'30.078P	305,1	22:00'24.462	18	25.807	30.903	29.166	32.963	1'58.839	305,9	22:02'14.640
19	35.168	32.104	30.246	33.727	2'11.245P		22:02'35.707	19	27.698	32.064	30.907	3'11.936	4'42.605P	304,2	22:06'57.245
20	25.580	30.502	28.932	32.829	1'57.843	305,1	22:04'33.550	20	32.330	32.065	30.340	33.653	2'08.388P	145,4	22:09'05.633
21	25.629	30.540	29.024	32.893	1'58.086	305,9	22:06'31.636	21	25.819	30.750	28.956	32.948	1'58.473	305,9	22:11'04.106
22	25.700	32.879	29.435	33.347	2'01.361	304,2	22:08'32.997	22	25.761	30.665	28.916	32.794	1'58.136	305,9	22:13'02.242
23	25.529	30.655	29.065	32.918	1'58.167	308,6	22:10'31.164								
24	25.621	30.565	28.983	32.853	1'58.022	305,1	22:12'29.186								
2° 22 A. LOWES (1'57.925)								5° 60 M. VAN DER MARK (1'58.315)							
Lap	Seg.1	Seg.2	Seg.3	Seg.4	Lap Time	km/h	Local Time	Lap	Seg.1	Seg.2	Seg.3	Seg.4	Lap Time	km/h	Local Time
1	30.806	31.863	29.869	33.289	2'05.827P	172,8	21:00'34.238	1	32.048	32.302	29.478	35.444	2'09.272P	159,5	21:00'23.110
2	25.983	30.899	29.254	32.927	1'59.063	308,6	21:02'40.065	2	26.234	31.265	29.199	33.046	1'59.744	310,3	21:04'32.126
3	25.739	30.886	29.202	32.794	1'58.621	309,5	21:06'37.749	3	26.036	31.346	29.367	33.179	1'59.928	312,1	21:06'32.054
4	25.893	31.456	30.549	16'02.418	17'30.316P	312,1	21:24'08.065	4	26.171	30.978	29.244	32.993	1'59.386	313,0	21:08'31.440
5	33.697	31.939	29.900	33.885	2'09.421P		21:26'17.486	5	26.022	31.160	29.613	33.483	2'00.278	310,3	21:10'31.718
6	26.144	30.774	29.298	32.838	1'59.054	303,4	21:28'16.540	6	25.966	31.545	32.580	11'08.151	12'38.242P	311,2	21:23'09.960
7	25.843	30.793	29.178	33.057	1'58.871	305,1	21:30'15.411	7	32.864	32.565	29.936	35.023	2'10.388P	149,2	21:25'20.348
8	25.850	30.764	29.141	32.837	1'58.592	305,9	21:32'14.003	8	25.995	31.115	29.311	33.688	2'00.109	308,6	21:27'20.457
9	25.743	30.771	29.047	32.832	1'58.393	307,7	21:34'12.396	9	26.081	31.102	29.275	33.141	1'59.599	304,2	21:29'20.056
10	25.877	30.819	29.119	32.849	1'58.664	308,6	21:36'11.060	10	26.455	31.378	29.470	33.360	2'00.663	310,3	21:31'20.719
11	25.844	30.867	29.120	32.935	1'58.766	308,6	21:38'09.826	11	26.142	31.242	29.419	33.453	2'00.256	304,2	21:33'20.975
12	25.814	30.887	29.174	33.001	1'58.876	305,1	21:40'08.702	12	27.438	31.313	29.398	9'56.825	11'24.974P	303,4	21:44'45.949
13	25.815	30.927	29.223	32.876	1'58.841	306,8	21:42'07.543	13	34.110	33.732	29.123	33.081	2'10.046P	148,4	21:46'55.995
14	25.840	30.786	29.250	32.959	1'58.835	305,1	21:44'06.378	14	25.774	30.942	29.183	32.929	1'58.828	306,8	21:48'54.823
15	25.976	30.839	29.157	32.955	1'58.927	305,1	21:46'05.305	15	25.871	30.740	29.076	33.127	1'58.814	308,6	21:50'53.637
16	26.005	30.875	29.243	32.985	1'59.108	304,2	21:48'04.413	16	25.821	30.783	29.220	33.093	1'58.917	304,2	21:52'52.554
17	25.845	30.865	29.256	32.900	1'58.866	305,1	21:50'03.279	17	25.855	30.767	29.189	32.912	1'58.723	305,1	21:54'51.277
18	25.953	30.973	29.213	32.955	1'59.094	305,9	21:52'02.373	18	25.872	30.856	29.166	32.932	1'58.826	305,1	21:56'50.103
19	26.013	30.945	29.217	32.853	1'59.028	305,9	21:54'01.401	19	25.964	30.888	29.215	32.997	1'59.064	305,1	21:58'49.167
20	25.873	30.909	29.399	32.886	1'59.067	305,9	21:56'00.468	20	26.765	31.267	29.665	5'38.525	7'06.222P	305,1	22:05'55.389
21	25.908	30.908	29.396	32.897	1'59.109	305,9	21:57'59.577	21	31.001	31.020	29.193	32.829	2'04.043P	148,8	22:07'59.432
22	31.361	35.246	32.652	7'37.192	9'16.451P	305,9	22:07'16.028	22	25.672	30.740	29.068	32.835	1'58.315	309,5	22:09'57.747
23	39.107	33.509	30.322	33.279	2'16.217P		22:09'32.245	23	25.867	30.800	29.106	33.039	1'58.812	305,9	22:11'56.559
24	25.704	30.755	29.055	32.682	1'58.196	307,7	22:11'30.441	24	25.765	30.778	29.138	32.983	1'58.664	305,1	22:13'55.223
25	25.582	30.773	28.966	32.604	1'57.925	307,7	22:13'28.366								
3° 66 T. SYKES (1'57.965)								6° 12 X. FORÉS (1'58.543)							
Lap	Seg.1	Seg.2	Seg.3	Seg.4	Lap Time	km/h	Local Time	Lap	Seg.1	Seg.2	Seg.3	Seg.4	Lap Time	km/h	Local Time
1	36.907	32.030	29.726	33.372	2'12.035P		21:00'55.765	1	32.047	31.831	29.779	33.239	2'06.896P	158,1	21:02'10.769
2	25.760	30.392	28.912	32.901	1'57.965	307,7	21:05'05.765	2	26.170	30.933	29.282	32.972	1'59.357	312,1	21:04'10.126
3	25.646	30.947	30.039	34.315	2'00.947	307,7	21:07'06.712	3	28.793	30.821	29.117	32.858	2'01.589	314,0	21:06'11.715
4	25.791	30.850	29.032	32.910	1'58.583	307,7	21:09'05.295	4	25.867	30.785	29.022	33.049	1'58.723	309,5	21:08'10.438
								5	28.586	31.323	29.399	32.901	2'02.209	311,2	21:10'12.647
								6	26.047	31.088	39.214	11'17.501	12'53.850P	307,7	21:23'06.497

02/11/2017

P = Pits In/Out - C = Lap-Time Cancelled

These data/results cannot be reproduced, stored and/or transmitted in whole or in part by any manner of electronic, mechanical, photocopying, recording, broadcasting or otherwise now known or herein after developed without the previous express consent by the copyright owner, except for reproduction in daily press and regular printed publications on sale to the public within 60 days of the event related to those data/results and always provided that copyright symbol appears together as follows below.

© DORNA WSBK ORGANIZATION Srl 2017

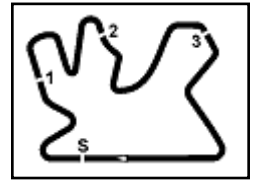
FICR PERUGIA TIMING



Official Tyre Supplier



Official Timekeeper



Qatar Round, 2-3-4 November 2017 World Superbike - Chronological Analysis Free Practice 2nd Session

Losail International Circuit 5.380 m

2 / 4

Lap	Seg.1	Seg.2	Seg.3	Seg.4	Lap Time	km/h	Local Time
7	31.925	32.490	30.481	33.777	2'08.673P		21:25'15.170
8	26.280	32.285	29.478	33.174	2'01.217	301,7	21:27'16.387
9	26.128	30.987	29.273	35.892	2'02.280	303,4	21:29'18.667
10	26.453	31.492	32.904	33.045	2'03.894	297,5	21:31'22.561
11	26.079	31.069	29.230	33.060	1'59.438	307,7	21:33'21.999
12	26.128	31.055	29.288	33.179	1'59.650	307,7	21:35'21.649
13	25.983	31.019	29.225	33.068	1'59.295	303,4	21:37'20.944
14	26.050	31.036	29.305	33.044	1'59.435	304,2	21:39'20.379
15	26.104	31.185	29.344	32.944	1'59.577	304,2	21:41'19.956
16	26.097	31.109	29.345	32.999	1'59.550	304,2	21:43'19.506
17	30.966	34.055	30.319	17'13.654	18'48.994P	304,2	22:02'08.500
18	37.690	36.146	32.217	34.172	2'20.225P	149,6	22:04'28.725
19	29.677	32.084	29.030	32.908	2'03.699	302,5	22:06'32.424
20	25.830	30.995	29.144	33.559	1'59.528	306,8	22:08'31.952
21	25.902	30.844	30.005	33.041	1'59.792	304,2	22:10'31.744
22	25.855	30.855	29.015	32.818	1'58.543	305,9	22:12'30.287

9° 50 E. LAVERTY (1'58.757)							
Lap	Seg.1	Seg.2	Seg.3	Seg.4	Lap Time	km/h	Local Time
1	31.774	32.028	29.910	33.229	2'06.941P	166,2	21:00'03.642
2	26.148	30.911	29.295	33.124	1'59.478	316,7	21:04'10.061
3	26.243	30.941	29.425	33.223	1'59.832	315,8	21:06'09.893
4	26.392	31.051	29.498	33.172	2'00.113	310,3	21:08'10.006
5	26.078	30.985	29.579	33.249	1'59.891	312,1	21:10'09.897
6	26.151	31.074	39.148	11'32.575	13'08.948P	314,0	21:23'18.845
7	37.205	33.343	30.297	33.822	2'14.667P		21:25'33.512
8	26.201	30.868	29.190	33.090	1'59.349	311,2	21:27'32.861
9	26.005	30.814	29.258	32.983	1'59.060	312,1	21:29'31.921
10	25.971	30.821	29.390	33.241	1'59.423	312,1	21:31'31.344
11	26.027	31.084	29.454	33.168	1'59.733	312,1	21:33'31.077
12	26.203	30.942	29.521	33.398	2'00.064	311,2	21:35'31.141
13	26.017	30.996	29.532	33.257	1'59.802	312,1	21:37'30.943
14	28.123	32.064	30.439	10'25.765	11'56.391P	311,2	21:49'27.334
15	33.456	32.150	30.821	34.147	2'10.574P		21:51'37.908
16	26.347	31.071	29.503	33.254	2'00.175	311,2	21:53'38.083
17	26.264	31.302	29.697	33.261	2'00.524	313,0	21:55'38.607
18	26.290	31.166	29.680	33.421	2'00.557	311,2	21:57'39.164
19	26.301	31.154	29.600	33.450	2'00.505	310,3	21:59'39.669
20	26.203	31.230	29.783	5'19.709	6'46.925P	310,3	22:06'26.594
21	34.975	32.112	30.150	33.711	2'10.948P		22:08'37.542
22	26.004	30.732	29.055	32.966	1'58.757	313,0	22:10'36.299
23	25.942	30.853	29.414	33.038	1'59.247	312,1	22:12'35.546

7° 33 M. MELANDRI (1'58.671)							
Lap	Seg.1	Seg.2	Seg.3	Seg.4	Lap Time	km/h	Local Time
1	33.156	32.741	30.668	33.444	2'10.009P	143,0	21:03'01.718
2	26.164	30.917	29.382	32.846	1'59.309	311,2	21:05'01.027
3	25.983	30.949	29.576	32.949	1'59.457	312,1	21:07'00.484
4	29.844	33.634	30.144	33.469	2'07.091	312,1	21:09'07.575
5	26.073	33.667	36.019	19'16.099	20'51.858P	313,0	21:29'59.433
6	36.102	32.220	29.713	33.223	2'11.258P	144,8	21:32'10.691
7	25.843	30.926	29.225	32.828	1'58.822	310,3	21:34'09.513
8	25.951	31.022	29.269	32.856	1'59.098	310,3	21:36'08.611
9	26.003	34.528	30.590	11'25.759	12'56.880P	310,3	21:49'05.491
10	33.096	32.155	29.778	33.499	2'08.528P	140,8	21:51'14.019
11	25.918	30.920	29.315	32.863	1'59.016	309,5	21:53'13.035
12	25.939	30.907	29.307	33.411	1'59.564	309,5	21:55'12.599
13	26.012	30.870	32.878	7'47.671	9'17.431P	308,6	22:04'30.030
14	35.265	33.166	29.993	33.232	2'11.656P	151,3	22:06'41.686
15	25.782	30.661	29.364	32.864	1'58.671	308,6	22:08'40.357
16	26.445	34.550	30.106	33.819	2'04.920	311,2	22:10'45.277
17	25.879	30.752	29.184	32.921	1'58.736	310,3	22:12'44.013

10° 05 S. GUINTOLI (1'59.053)							
Lap	Seg.1	Seg.2	Seg.3	Seg.4	Lap Time	km/h	Local Time
1	35.095	33.474	30.704	35.900	2'15.173P	141,7	21:02'29.796
2	26.988	31.420	29.951	33.553	2'01.912	306,8	21:04'31.708
3	26.217	31.247	29.594	33.322	2'00.380	307,7	21:06'32.088
4	26.462	31.719	29.860	17'29.326	18'57.367P	306,8	21:25'29.455
5	34.192	32.802	30.878	33.921	2'11.793P		21:27'41.248
6	26.080	30.895	29.503	33.016	1'59.494	301,7	21:29'40.742
7	26.116	30.933	29.508	33.160	1'59.717	300,8	21:31'40.459
8	26.046	30.981	29.550	33.150	1'59.727	301,7	21:33'40.186
9	26.021	30.936	29.470	33.300	1'59.727	302,5	21:35'39.913
10	25.973	31.109	29.371	33.172	1'59.625	303,4	21:37'39.538
11	25.953	30.944	29.337	33.178	1'59.412	303,4	21:39'38.950
12	26.891	32.580	30.529	33.814	2'03.814	303,4	21:41'42.764
13	25.976	30.946	29.363	33.098	1'59.383	305,9	21:43'42.147
14	25.966	30.985	29.483	33.073	1'59.507	303,4	21:45'41.654
15	25.938	30.912	29.370	33.200	1'59.420	301,7	21:47'41.074
16	29.241	32.611	30.594	12'17.743	13'50.189P	302,5	22:01'31.263
17	33.318	32.490	30.391	33.533	2'09.732P		22:03'40.995
18	25.907	30.821	29.268	33.057	1'59.053	302,5	22:05'40.048
19	25.919	30.837	29.401	33.050	1'59.207	300,8	22:07'39.255
20	25.837	30.798	29.292	33.151	1'59.078	303,4	22:09'38.333
21	25.851	30.891	29.373	33.063	1'59.178	304,2	22:11'37.511
22	25.915	30.913	29.404	33.145	1'59.377	305,1	22:13'36.888

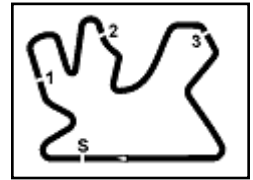
8° 81 J. TORRES (1'58.736)							
Lap	Seg.1	Seg.2	Seg.3	Seg.4	Lap Time	km/h	Local Time
1	31.856	32.296	29.873	34.039	2'08.064P	165,1	21:02'23.053
2	26.186	31.225	29.558	33.383	2'00.352	308,6	21:04'23.405
3	26.204	31.459	29.626	33.475	2'00.764	310,3	21:06'24.169
4	26.013	31.088	29.556	33.297	1'59.954	307,7	21:08'24.123
5	26.022	31.067	29.365	33.209	1'59.663	306,8	21:10'23.786
6	26.135	32.251	35.291	11'21.599	12'55.276P	305,9	21:23'19.062
7	32.154	32.577	30.163	33.933	2'08.827P	159,5	21:25'27.889
8	26.187	31.244	29.532	33.253	2'00.216	303,4	21:27'28.105
9	25.943	31.068	29.352	33.366	1'59.729	305,9	21:29'27.834
10	25.999	30.966	29.457	33.644	2'00.066	305,9	21:31'27.900
11	26.691	31.298	29.614	9'55.411	11'23.014P	305,9	21:42'50.914
12	32.753	31.471	29.543	33.399	2'07.166P	154,3	21:44'58.080
13	25.920	30.893	29.235	33.035	1'59.083	305,9	21:46'57.163
14	25.909	30.847	29.121	33.145	1'59.022	308,6	21:48'56.185
15	26.050	30.806	29.368	33.105	1'59.329	306,8	21:50'55.514
16	25.868	33.487	30.417	7'27.904	8'57.676P	305,9	21:59'53.190
17	33.566	31.849	29.599	33.383	2'08.397P	150,8	22:02'01.587
18	25.916	30.721	29.102	32.997	1'58.736	304,2	22:04'00.323
19	25.911	30.833	29.310	33.039	1'59.093	306,8	22:05'59.416
20	25.988	30.761	29.139	33.096	1'58.984	304,2	22:07'58.400
21	25.764	32.059	29.140	33.020	1'59.983	305,9	22:09'58.383
22	25.804	30.886	29.113	33.100	1'58.903	309,5	22:11'57.286
23	25.777	30.800	29.150	33.275	1'59.002	306,8	22:13'56.288

11° 2 L. CAMIER (1'59.069)							
Lap	Seg.1	Seg.2	Seg.3	Seg.4	Lap Time	km/h	Local Time
1	32.758	32.526	30.283	4'34.817	6'10.384P		21:00'06.971
2	38.484	35.495	30.074	33.652	2'17.705P		21:08'35.060
3	26.250	31.229	29.307	33.604	2'00.390	309,5	21:10'35.450
4	27.599	32.871	34.581	15'46.825	17'21.876P	303,4	21:27'57.326
5	33.599	31.958	30.206	33.543	2'09.306P		21:30'06.632
6	26.349	31.056	29.359	33.325	2'00.089	297,5	21:32'06.721
7	26.191	30.986	29.353	4'09.582	5'36.112P	298,3	21:37'42.833
8	34.463	32.377	30.050	33.752	2'10.642P		21:39'53.475

02/11/2017 P = Pits In/Out - C = Lap-Time Cancelled

These data/results cannot be reproduced, stored and/or transmitted in whole or in part by any manner of electronic, mechanical, photocopying, recording, broadcasting or otherwise now known or herein after developed without the previous express consent by the copyright owner, except for reproduction in daily press and regular printed publications on sale to the public within 60 days of the event related to those data/results and always provided that copyright symbol appears together as follows below.

© DORNA WSBK ORGANIZATION Srl 2017



Qatar Round, 2-3-4 November 2017 World Superbike - Chronological Analysis Free Practice 2nd Session

Losail International Circuit 5.380 m

4 / 4

16	26.444	33.486	34.677	9'14.909	10'49.516P	299,2	22:04'25.694	7	35.058	32.877	30.669	33.950	2'12.554P		21:25'15.712
17	41.733	32.854	29.797	37.097	2'21.481P		22:06'47.175	8	26.749	31.492	30.241	33.758	2'02.240	291,1	21:27'17.952
18	26.067	30.876	29.334	33.362	1'59.639	301,7	22:08'46.814	9	26.475	31.425	29.904	33.955	2'01.759	296,7	21:29'19.711
19	26.195	31.078	29.604	33.582	2'00.459	301,7	22:10'47.273	10	26.719	31.942	34.096	4'26.689	5'59.446P	294,3	21:35'19.157
20	26.193	33.323	36.306	37.277	2'13.099	300,0	22:13'00.372	11	33.053	32.091	30.384	33.808	2'09.336P	151,9	21:37'28.493

17° 45 J. GAGNE (2'00.077)

Lap	Seg.1	Seg.2	Seg.3	Seg.4	Lap Time	km/h	Local Time
							21:00'13.067
1	33.000	33.390	30.319	33.874	2'10.583P		21:02'23.650
2	26.514	31.400	29.762	33.202	2'00.878	305,9	21:04'24.528
3	26.299	31.272	29.932	33.469	2'00.972	309,5	21:06'25.500
4	26.065	31.425	29.778	33.255	2'00.523	310,3	21:08'26.023
5	26.329	31.369	29.847	33.869	2'01.414	309,5	21:10'27.437
6	29.650	35.492	31.623	12'37.992	14'14.757P	305,1	21:24'42.194
7	31.613	32.783	30.729	34.466	2'09.591P	156,5	21:26'51.785
8	26.750	31.489	30.089	33.537	2'01.865	303,4	21:28'53.650
9	26.589	31.432	29.982	34.274	2'02.277	306,8	21:30'55.927
10	26.693	31.611	29.797	14'32.208	16'00.309P	303,4	21:46'56.236
11	32.944	32.490	30.326	33.931	2'09.691P	142,5	21:49'05.927
12	26.573	31.365	29.668	33.335	2'00.941	305,1	21:51'06.868
13	26.513	31.341	29.634	33.245	2'00.733	305,9	21:53'07.601
14	26.424	31.491	29.695	33.471	2'01.081	307,7	21:55'08.682
15	26.520	32.374	30.514	6'51.605	8'21.013P	305,1	22:03'29.695
16	33.317	32.612	30.536	34.335	2'10.800P		22:05'40.495
17	26.259	31.121	29.455	33.242	2'00.077	305,1	22:07'40.572
18	26.312	31.103	31.474	37.403	2'06.292	307,7	22:09'46.864
19	26.367	31.531	29.683	33.637	2'01.218	308,6	22:11'48.082
20	26.398	31.707	29.694	33.509	2'01.308	303,4	22:13'49.390

20° 44 R. ROLFO (2'01.727)

Lap	Seg.1	Seg.2	Seg.3	Seg.4	Lap Time	km/h	Local Time
							21:00'09.103
1	32.636	33.060	30.685	34.420	2'10.801P	161,7	21:02'19.904
2	26.779	31.966	30.279	33.973	2'02.997	298,3	21:04'22.901
3	26.606	32.281	30.143	33.685	2'02.715	299,2	21:06'25.616
4	26.769	32.058	30.208	34.073	2'03.108	298,3	21:08'28.724
5	32.014	34.325	30.269	34.011	2'10.619	298,3	21:10'39.343
6	26.862	34.620	35.855	11'48.192	13'25.529P	299,2	21:24'04.872
7	33.107	34.341	30.749	34.534	2'12.731P	158,8	21:26'17.603
8	27.374	31.951	30.239	34.106	2'03.670	293,5	21:28'21.273
9	26.852	32.037	30.451	34.053	2'03.393	296,7	21:30'24.666
10	30.597	32.733	31.570	6'56.377	8'31.277P	298,3	21:38'55.943
11	37.208	35.657	32.030	40.068	2'24.963P		21:41'20.906
12	26.857	32.738	30.399	34.111	2'04.105	293,5	21:43'25.011
13	26.775	31.971	30.508	34.169	2'03.423	295,9	21:45'28.434
14	29.018	35.972	32.598	36.038	2'13.626	295,1	21:47'42.060
15	26.904	31.996	30.436	34.087	2'03.423	293,5	21:49'45.483
16	26.942	32.329	30.825	11'06.873	12'36.969P	295,1	22:02'22.452
17	34.726	36.332	30.388	33.961	2'15.407P	150,4	22:04'37.859
18	28.482	32.761	30.097	34.051	2'05.391	296,7	22:06'43.250
19	26.506	31.606	29.846	33.769	2'01.727	300,0	22:08'44.977
20	26.821	31.987	30.159	33.750	2'02.717	297,5	22:10'47.694
21	26.495	31.738	30.061	33.917	2'02.211	301,7	22:12'49.905

18° 11 J. GUARNONI (2'00.670)

Lap	Seg.1	Seg.2	Seg.3	Seg.4	Lap Time	km/h	Local Time
							21:00'06.490
1	36.344	34.542	31.454	34.690	2'17.030P	140,4	21:02'23.520
2	28.111	32.268	30.316	33.978	2'04.673	302,5	21:04'28.193
3	27.331	31.851	30.222	33.839	2'03.243	305,1	21:06'31.436
4	26.826	31.869	31.002	33.859	2'03.556	305,1	21:08'34.992
5	26.916	31.623	30.051	33.670	2'02.260	305,1	21:10'37.252
6	26.789	39.421	34.252	10'47.123	12'27.585P	304,2	21:23'04.837
7	35.616	32.670	30.607	34.026	2'12.919P		21:25'17.756
8	26.768	31.694	30.260	34.076	2'02.798	295,9	21:27'20.554
9	26.633	31.627	29.982	33.931	2'02.173	295,1	21:29'22.727
10	26.750	31.553	29.897	33.977	2'02.177	299,2	21:31'24.904
11	29.717	35.833	31.734	10'57.689	12'34.973P	301,7	21:43'59.877
12	35.652	33.058	30.887	34.427	2'14.024P	145,0	21:46'13.901
13	26.633	31.363	29.935	33.610	2'01.541	298,3	21:48'15.442
14	26.593	31.403	29.871	33.660	2'01.527	300,0	21:50'16.969
15	26.450	31.369	29.761	33.586	2'01.166	299,2	21:52'18.135
16	31.579	35.257	32.605	9'33.831	11'13.272P	298,3	22:03'31.407
17	32.866	32.757	32.016	33.603	2'11.242P	144,6	22:05'42.649
18	26.307	31.096	29.588	33.679	2'00.670	303,4	22:07'43.319
19	26.348	31.522	29.774	33.739	2'01.383	300,8	22:09'44.702
20	26.609	34.702	30.869	40.945	2'13.125	299,2	22:11'57.827
21	26.492	31.292	29.615	33.538	2'00.937	302,5	22:13'58.764

19° 37 O. JEZEK (2'01.275)

Lap	Seg.1	Seg.2	Seg.3	Seg.4	Lap Time	km/h	Local Time
							21:00'12.326
1	32.809	33.616	30.581	34.338	2'11.344P	169,5	21:02'23.670
2	27.167	31.678	30.126	33.861	2'02.832	297,5	21:04'26.502
3	26.509	31.494	29.922	33.655	2'01.580	300,0	21:06'28.082
4	26.477	31.475	30.017	33.909	2'01.878	299,2	21:08'29.960
5	26.439	31.549	30.165	33.601	2'01.754	301,7	21:10'31.714
6	26.724	34.469	38.985	10'51.266	12'31.444P	298,3	21:23'03.158

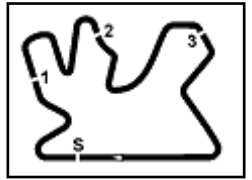
02/11/2017

P = Pits In/Out - C = Lap-Time Cancelled

These data/results cannot be reproduced, stored and/or transmitted in whole or in part by any manner of electronic, mechanical, photocopying, recording, broadcasting or otherwise now known or herein after developed without the previous express consent by the copyright owner, except for reproduction in daily press and regular printed publications on sale to the public within 60 days of the event related to those data/results and always provided that copyright symbol appears together as follows below.

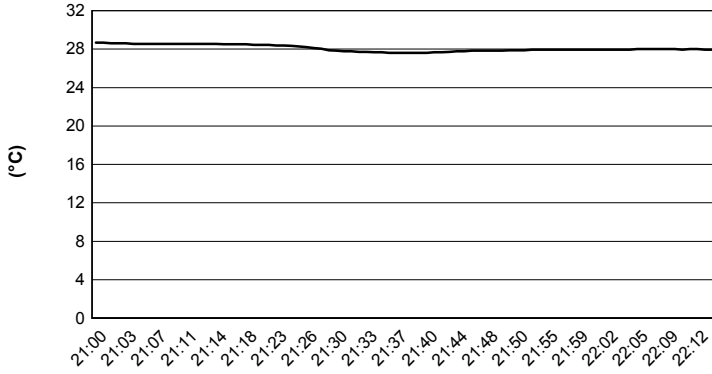
© DORNA WSBK ORGANIZATION Srl 2017



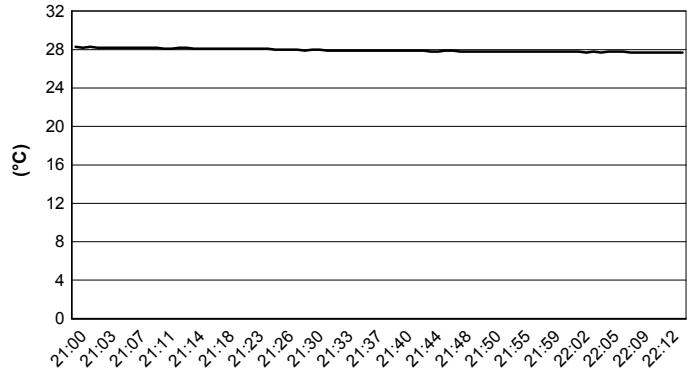


Qatar Round, 2-3-4 November 2017
World Superbike - Weather Report Free Practice 2nd Session
 Session started 21:00 - Session ended 22:14

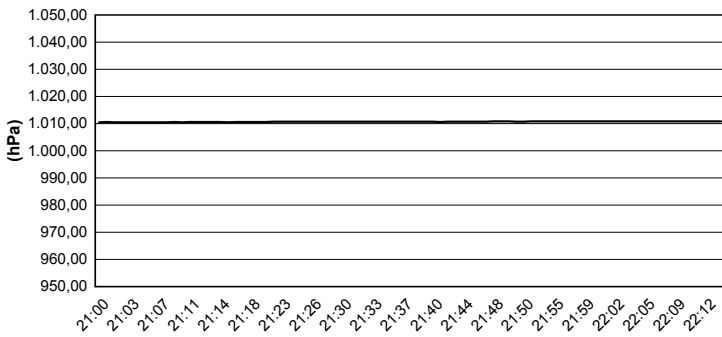
Air Temperature



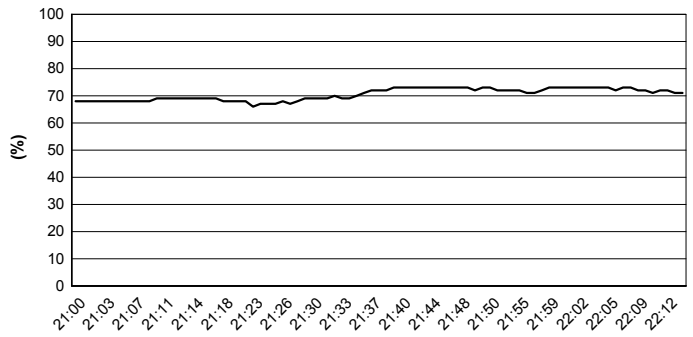
Track Temperature



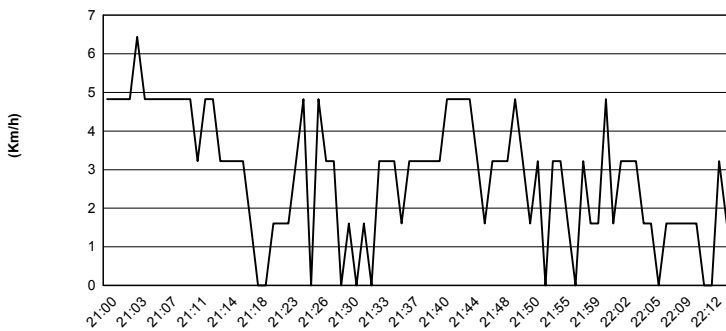
Air Pressure



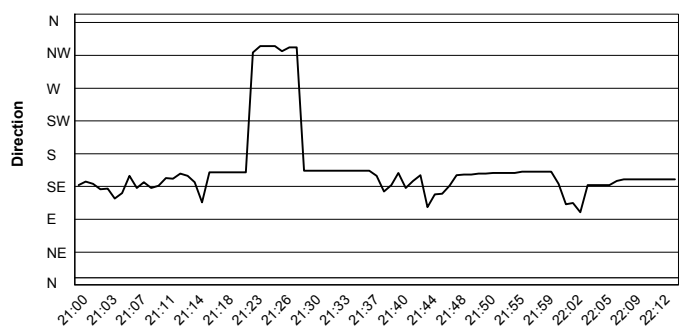
Humidity



Wind Speed



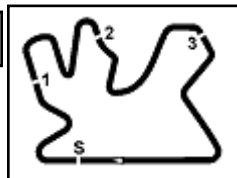
Wind Direction



02/11/2017

These data/results cannot be reproduced, stored and/or transmitted in whole or in part by any manner of electronic, mechanical, photocopying, recording, broadcasting or otherwise now known or herein after developed without the previous express consent by the copyright owner, except for reproduction in daily press and regular printed publications on sale to the public within 60 days of the event related to those data/results and always provided that copyright symbol appears together as follows below.

© DORNA WSBK ORGANIZATION Srl 2017


Qatar Round, 2-3-4 November 2017
World Superbike - Superpoles Entry List

Losail International Circuit 5.380 m

Superpole 1

FPs Pos	No. Rider	Nat	Team	Bike	Time
11	05 S. GUINTOLI	FRA	Kawasaki Puccetti Racing	Kawasaki ZX-10RR	1'59.053
12	2 L. CAMIER	GBR	MV Agusta Reparto Corse	MV Agusta 1000 F4	1'59.069
13	35 R. DE ROSA	ITA	Althea BMW Racing Team	BMW S 1000 RR	1'59.116
14	40 R. RAMOS	ESP	Team Kawasaki Go Eleven	Kawasaki ZX-10RR	1'59.531
15	121 A. ANDREOZZI	ITA	Guandalini Racing	Yamaha YZF R1	1'59.616
16	34 D. GIUGLIANO	ITA	Red Bull Honda World Superbike Team	Honda CBR1000RR	1'59.639
17	45 J. GAGNE	USA	Red Bull Honda World Superbike Team	Honda CBR1000RR	2'00.077
18	11 J. GUARNONI	FRA	Pedercini Racing SC-Project	Kawasaki ZX-10RR	2'00.670
19	37 O. JEZEK	CZE	Grillini Racing Team	Kawasaki ZX-10RR	2'01.275
20	44 R. ROLFO	ITA	Grillini Racing Team	Kawasaki ZX-10RR	2'01.727

Superpole 2

FPs Pos	No. Rider	Nat	Team	Bike	Time
1	1 J. REA	GBR	Kawasaki Racing Team	Kawasaki ZX-10RR	1'57.666
2	22 A. LOWES	GBR	Pata Yamaha Official WorldSBK Team	Yamaha YZF R1	1'57.925
3	66 T. SYKES	GBR	Kawasaki Racing Team	Kawasaki ZX-10RR	1'57.965
4	7 C. DAVIES	GBR	Aruba.it Racing - Ducati	Ducati Panigale R	1'58.136
5	60 M. VAN DER MARK	NED	Pata Yamaha Official WorldSBK Team	Yamaha YZF R1	1'58.315
6	12 X. FORÉS	ESP	BARNI Racing Team	Ducati Panigale R	1'58.543
7	33 M. MELANDRI	ITA	Aruba.it Racing - Ducati	Ducati Panigale R	1'58.671
8	81 J. TORRES	ESP	Althea BMW Racing Team	BMW S 1000 RR	1'58.736
9	50 E. LAVERTY	IRL	Milwaukee Aprilia	Aprilia RSV4 RF	1'58.757
10	32 L. SAVADORI	ITA	Milwaukee Aprilia	Aprilia RSV4 RF	1'59.006

 *
 *

* These positions are assigned to the 1st and 2nd rider classified in Superpole 1

02/11/2017 2

These data/results cannot be reproduced, stored and/or transmitted in whole or in part by any manner of electronic, mechanical, photocopying, recording, broadcasting or otherwise now known or herein after developed without the previous express consent by the copyright owner, except for reproduction in daily press and regular printed publications on sale to the public within 60 days of the event related to those data/results and always provided that copyright symbol appears together as follows below.

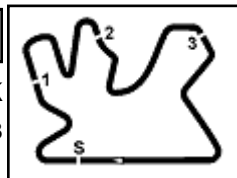
© DORNA WSBK ORGANIZATION Srl 2017

FIAT PERUGIA TIMING


Official Tyre Supplier



Official Timekeeper



Qatar Round, 2-3-4 November 2017

World Superbike - Best Laps & Speeds

No.	Rider		Best Lap	FP1		FP2	
	Nat	Bike		laps	speed	laps	speed
1	1	J. REA	1'57.666	17	313,0	24	308,5
		GBR Kawasaki ZX-10RR	41 313,0				
2	22	A. LOWES	1'57.925	10	309,4	25	312,1
		GBR Yamaha YZF R1	35 312,1				
3	66	T. SYKES	1'57.965	19	310,3	4	307,6
		GBR Kawasaki ZX-10RR	23 310,3				
4	7	C. DAVIES	1'58.136	19	312,1	22	312,1
		GBR Ducati Panigale R	41 312,1				
5	60	M. VAN DER MARK	1'58.315	19	311,2	24	313,0
		NED Yamaha YZF R1	43 313,0				
6	12	X. FORÉS	1'58.543	20	310,3	22	313,9
		ESP Ducati Panigale R	42 313,9				
7	33	M. MELANDRI	1'58.671	14	313,0	17	313,0
		ITA Ducati Panigale R	31 313,0				
8	81	J. TORRES	1'58.736	21	311,2	23	310,3
		ESP BMW S 1000 RR	44 311,2				
9	50	E. LAVERTY	1'58.757	20	314,8	23	316,7
		IRL Aprilia RSV4 RF	43 316,7				
10	32	L. SAVADORI	1'59.006	19	312,1	19	313,0
		ITA Aprilia RSV4 RF	38 313,0				
11	05	S. GUINTOLI	1'59.053	19	306,8	22	307,6
		FRA Kawasaki ZX-10RR	41 307,6				
12	2	L. CAMIER	1'59.069	22	303,3	20	309,4
		GBR MV Agusta 1000 F4	42 309,4				
13	35	R. DE ROSA	1'59.116	18	311,2	22	313,9
		ITA BMW S 1000 RR	40 313,9				
14	40	R. RAMOS	1'59.531	21	303,3	21	304,2
		ESP Kawasaki ZX-10RR	42 304,2				
15	121	A. ANDREOZZI	1'59.616	17	300,8	19	306,8
		ITA Yamaha YZF R1	36 306,8				
16	34	D. GIUGLIANO	1'59.639	17	307,6	20	307,6
		ITA Honda CBR1000RR	37 307,6				
17	45	J. GAGNE	2'00.077	17	310,3	20	310,3
		USA Honda CBR1000RR	37 310,3				
18	11	J. GUARNONI	2'00.670	21	305,0	21	305,0
		FRA Kawasaki ZX-10RR	21 305,0				
19	37	O. JEZEK	2'01.275	15	300,8	23	301,6
		CZE Kawasaki ZX-10RR	38 301,6				
20	44	R. ROLFO	2'01.727	21	301,6	21	301,6
		ITA Kawasaki ZX-10RR	42 301,6				

02/11/2017

These data/results cannot be reproduced, stored and/or transmitted in whole or in part by any manner of electronic, mechanical, photocopying, recording, broadcasting or otherwise now known or herein after developed without the previous express consent by the copyright owner, except for reproduction in daily press and regular printed publications on sale to the public within 60 days of the event related to those data/results and always provided that copyright symbol appears together as follows below.

© DORNA WSBK ORGANIZATION Srl 2017