



## Qatar Round, 2-3-4 November 2017

### World Superbike - Results Superpole 1

Losail International Circuit 5.380 m

1 / 2

No.	Rider	Nat	Team	Bike	Time	Gap	Rel.	Laps	Speed	
									Avg	Max
1*	05 S. GUINTOLI	FRA	Kawasaki Puccetti Racing	Kawasaki ZX-10RR	<b>1'58.389</b>			7	163,596	<b>309,5</b>
2*	2 L. CAMIER	GBR	MV Agusta Reparto Corse	MV Agusta 1000 F4	<b>1'58.544</b>	0.155	0.155	6	163,382	<b>305,1</b>
3	35 R. DE ROSA	ITA	Althea BMW Racing Team	BMW S 1000 RR	<b>1'58.747</b>	0.358	0.203	7	163,103	<b>312,1</b>
4	121 A. ANDREOZZI	ITA	Guandalini Racing	Yamaha YZF R1	<b>1'58.938</b>	0.549	0.191	7	162,841	<b>300,0</b>
5	34 D. GIUGLIANO	ITA	Red Bull Honda World Superbike Team	Honda CBR1000RR	<b>1'58.977</b>	0.588	0.039	6	162,788	<b>305,9</b>
6	40 R. RAMOS	ESP	Team Kawasaki Go Eleven	Kawasaki ZX-10RR	<b>1'59.156</b>	0.767	0.179	6	162,543	<b>303,4</b>
7	11 J. GUARNONI	FRA	Pedercini Racing SC-Project	Kawasaki ZX-10RR	<b>1'59.214</b>	0.825	0.058	7	162,464	<b>309,5</b>
8	45 J. GAGNE	USA	Red Bull Honda World Superbike Team	Honda CBR1000RR	<b>1'59.247</b>	0.858	0.033	6	162,419	<b>313,0</b>
9	37 O. JEZEK	CZE	Grillini Racing Team	Kawasaki ZX-10RR	<b>2'00.001</b>	1.612	0.754	6	161,399	<b>303,4</b>
10	44 R. ROLFO	ITA	Grillini Racing Team	Kawasaki ZX-10RR	<b>2'01.026</b>	2.637	1.025	7	160,032	<b>304,2</b>

\* Qualified to Superpole 2

AIR	Humidity:	62%	Temp:	29°C
TRACK	Condition:	Dry	Temp:	29°C

Records	Pole (SP2)	2016	J.Rea	1'56.356	166,450	Km/h
	Race (RC2)	2016	J.Rea	1'56.974	165,580	Km/h
	Circuit (SP2)	2016	J.Rea	1'56.356	166,450	Km/h

Start 03/11/2017 18:30 End 18:47 The results are provisional until the end of the time limit for protests and appeals and the completion of the technical checks.

These data/results cannot be reproduced, stored and/or transmitted in whole or in part by any manner of electronic, mechanical, photocopying, recording, broadcasting or otherwise now known or herein after developed without the previous express consent by the copyright owner, except for reproduction in daily press and regular printed publications on sale to the public within 60 days of the event related to those data/results and always provided that copyright symbol appears together as follows below.

© DORNA WSBK ORGANIZATION Srl 2017



## Qatar Round, 2-3-4 November 2017

### World Superbike - Results Superpole 1

#### Session Highlights

Local Time	No. Rider	Description
18.30.00		Start
18.32.50	40 R. RAMOS	On the Gravel - Re-Joined - Turn 1
18.34.55	34 D. GIUGLIANO	On the Gravel - Re-Joined - Turn 4
18.44.48	34 D. GIUGLIANO	On the Gravel - Re-Joined - Turn 4
18.47.14		End Of Session

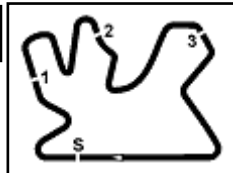
#### Fastest Laps Sequence

No.	Rider	Nat	Team	Bike	Local Time	Time	Gap	Avg
34	D. GIUGLIANO	ITA	Red Bull Honda World Superbike Team	Honda CBR1000RR	18:34'10.776	<b>1'59.695</b>		161,811
5	S. GUINTOLI	FRA	Kawasaki Puccetti Racing	Kawasaki ZX-10RR	18:35'01.045	<b>1'58.893</b>	-0.802	162,903
2	L. CAMIER	GBR	MV Agusta Reparto Corse	MV Agusta 1000 F4	18:43'41.230	<b>1'58.544</b>	-0.349	163,382
5	S. GUINTOLI	FRA	Kawasaki Puccetti Racing	Kawasaki ZX-10RR	18:46'51.987	<b>1'58.389</b>	-0.155	163,596

03/11/2017      Start      End      The results are provisional until the end of the time limit for protests and appeals  
18.30      18:47      and the completion of the technical checks.

These data/results cannot be reproduced, stored and/or transmitted in whole or in part by any manner of electronic, mechanical, photocopying, recording, broadcasting or otherwise now known or herein after developed without the previous express consent by the copyright owner, except for reproduction in daily press and regular printed publications on sale to the public within 60 days of the event related to those data/results and always provided that copyright symbol appears together as follows below.

© DORNA WSBK ORGANIZATION Srl 2017



## Qatar Round, 2-3-4 November 2017 World Superbike - Best Sector & Speed Superpole 1

Losail International Circuit 5,380 m

BEST LAP		
1	05 S. GUINTOLI	Kawasaki ZX-10RR 1'58.389
2	2 L. CAMIER	MV Agusta 1000 F4 1'58.544
3	35 R. DE ROSA	BMW S 1000 RR 1'58.747
4	121 A. ANDREOZZI	Yamaha YZF R1 1'58.938
5	34 D. GIUGLIANO	Honda CBR1000RR 1'58.977
6	40 R. RAMOS	Kawasaki ZX-10RR 1'59.156
7	11 J. GUARNONI	Kawasaki ZX-10RR 1'59.214
8	45 J. GAGNE	Honda CBR1000RR 1'59.247
9	37 O. JEZEK	Kawasaki ZX-10RR 2'00.001
10	44 R. ROLFO	Kawasaki ZX-10RR 2'01.026

SPEED			
1	45 J. GAGNE	Honda CBR1000RR	313,0
2	35 R. DE ROSA	BMW S 1000 RR	312,1
3	05 S. GUINTOLI	Kawasaki ZX-10RR	309,5
4	11 J. GUARNONI	Kawasaki ZX-10RR	309,5
5	34 D. GIUGLIANO	Honda CBR1000RR	305,9
6	2 L. CAMIER	MV Agusta 1000 F4	305,1
7	44 R. ROLFO	Kawasaki ZX-10RR	304,2
8	40 R. RAMOS	Kawasaki ZX-10RR	303,4
9	37 O. JEZEK	Kawasaki ZX-10RR	303,4
10	121 A. ANDREOZZI	Yamaha YZF R1	300,0

SEG. 1		SEG. 2		SEG. 3		SEG. 4		
1	05 S. GUINTOLI	25.763	1	2 L. CAMIER	30.591	1	05 S. GUINTOLI	32.827
2	2 L. CAMIER	25.770	2	121 A. ANDREOZZI	30.619	2	45 J. GAGNE	32.894
3	35 R. DE ROSA	25.862	3	05 S. GUINTOLI	30.635	3	40 R. RAMOS	32.911
4	121 A. ANDREOZZI	25.902	4	34 D. GIUGLIANO	30.640	4	121 A. ANDREOZZI	32.948
5	45 J. GAGNE	25.944	5	35 R. DE ROSA	30.675	5	34 D. GIUGLIANO	32.981
6	40 R. RAMOS	25.989	6	40 R. RAMOS	30.761	6	35 R. DE ROSA	32.981
7	11 J. GUARNONI	25.989	7	11 J. GUARNONI	30.857	7	2 L. CAMIER	33.036
8	34 D. GIUGLIANO	26.050	8	37 O. JEZEK	30.989	8	34 D. GIUGLIANO	33.092
9	37 O. JEZEK	26.212	9	45 J. GAGNE	31.073	9	11 J. GUARNONI	33.123
10	44 R. ROLFO	26.369	10	44 R. ROLFO	31.242	10	37 O. JEZEK	33.353
							44 R. ROLFO	33.421

03/11/2017

These data/results cannot be reproduced, stored and/or transmitted in whole or in part by any manner of electronic, mechanical, photocopying, recording, broadcasting or otherwise now known or herein after developed without the previous express consent by the copyright owner, except for reproduction in daily press and regular printed publications on sale to the public within 60 days of the event related to those data/results and always provided that copyright symbol appears together as follows below.

© DORNA WSBK ORGANIZATION Srl 2017

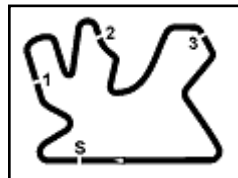
FICR PERUGIA TIMING



Official Tyre Supplier



Official Timekeeper



## Qatar Round, 2-3-4 November 2017

### World Superbike - Ideal Times Superpole 1

Rider No.	Nat	Bike	Seg. 1 Diff. 1	Seg. 2 Diff. 2	Seg. 3 Diff. 3	Seg. 4 Diff. 4	Ideal Time			
							Best Lap	Pos.	Diff.	
1	2 L. CAMIER	GBR	MV Agusta 1000 F4	25.770 0.073	<b>30.591</b>	<b>28.884</b>	33.036 0.190	<b>1'58.281</b> 1'58.544	2	0.263
2	05 S. GUINTOLI	FRA	Kawasaki ZX-10RR	<b>25.763</b>	30.635	29.088 0.076	<b>32.827</b>	<b>1'58.313</b> 1'58.389	1	0.076
3	121 A. ANDREOZZI	ITA	Yamaha YZF R1	25.902	30.619 0.016	29.156 0.297	32.948	<b>1'58.625</b> 1'58.938	4	0.313
4	35 R. DE ROSA	ITA	BMW S 1000 RR	25.862	30.675	29.229	32.981	<b>1'58.747</b> 1'58.747	3	
5	40 R. RAMOS	ESP	Kawasaki ZX-10RR	25.989 0.174	30.761	29.149	32.911 0.172	<b>1'58.810</b> 1'59.156	6	0.346
6	34 D. GIUGLIANO	ITA	Honda CBR1000RR	26.050	30.640	29.195	33.092	<b>1'58.977</b> 1'58.977	5	
7	11 J. GUARNONI	FRA	Kawasaki ZX-10RR	25.989	30.857	29.245	33.123	<b>1'59.214</b> 1'59.214	7	
8	45 J. GAGNE	USA	Honda CBR1000RR	25.944	31.073	29.336	32.894	<b>1'59.247</b> 1'59.247	8	
9	37 O. JEZEK	CZE	Kawasaki ZX-10RR	26.212	30.989	29.447	33.353	<b>2'00.001</b> 2'00.001	9	
10	44 R. ROLFO	ITA	Kawasaki ZX-10RR	26.369	31.242	29.883 0.111	33.421	<b>2'00.915</b> 2'01.026	10	0.111
<b>Overall Ideal Time</b>				25.763	30.591	28.884	32.827	<b>1'58.065</b>		

03/11/2017

These data/results cannot be reproduced, stored and/or transmitted in whole or in part by any manner of electronic, mechanical, photocopying, recording, broadcasting or otherwise now known or herein after developed without the previous express consent by the copyright owner, except for reproduction in daily press and regular printed publications on sale to the public within 60 days of the event related to those data/results and always provided that copyright symbol appears together as follows below.

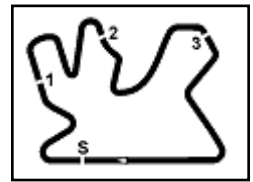
© DORNA WSBK ORGANIZATION Srl 2017

**PIRELLI PERUGIA TIMING**


Official Tyre Supplier



Official Timekeeper



## Qatar Round, 2-3-4 November 2017

### World Superbike - Chronological Analysis Superpole 1

Losail International Circuit 5.380 m

1° <b>05 S. GUINTOLI (1'58.389)</b>								Lap	Seg.1	Seg.2	Seg.3	Seg.4	Lap Time	km/h	Local Time
Lap	Seg.1	Seg.2	Seg.3	Seg.4	Lap Time	km/h	Local Time								
							18:30'53.047	1	35.154	32.575	30.319	35.148	2'13.196P	309,5	18:34'32.123
1	32.949	32.685	30.120	33.351	2'09.105P	157,0	18:33'02.152	2	26.446	31.130	29.563	33.263	2'00.402	301,7	18:36'32.497
2	26.336	30.641	<b>29.088</b>	32.828	1'58.893	304,2	18:35'01.045	3	26.291	31.222	29.549	33.312	2'00.374	300,8	18:40'33.117
3	26.060	31.858	29.941	33.119	2'00.978	305,9	18:37'02.023	4	29.104	32.804	30.698	2'28.014	4'00.620P	300,8	18:42'49.847
4	25.815	30.815	29.185	33.101	1'58.916	305,1	18:39'00.939	5	<b>38.233</b>	<b>35.589</b>	<b>29.691</b>	<b>33.217</b>	2'16.730P	305,1	18:44'49.061
5	26.128	31.111	29.578	2'17.542	3'44.359P	304,2	18:42'45.298	6	<b>25.989</b>	<b>30.857</b>	<b>29.245</b>	33.123	<b>1'59.214</b>	302,5	18:46'48.521
6	33.935	31.818	29.528	33.019	2'08.300P	155,2	18:44'53.598	7	26.095	30.863	29.272	33.230	1'59.460	302,5	18:46'48.521
7	<b>25.763</b>	<b>30.635</b>	29.164	32.827	<b>1'58.389</b>	<b>309,5</b>	18:46'51.987								
2° <b>2 L. CAMIER (1'58.544)</b>								Lap	Seg.1	Seg.2	Seg.3	Seg.4	Lap Time	km/h	Local Time
Lap	Seg.1	Seg.2	Seg.3	Seg.4	Lap Time	km/h	Local Time								
							18:30'19.004	1	36.748	32.331	30.689	33.854	2'13.622P	311,2	18:34'18.964
1	34.527	32.489	30.246	35.231	2'12.493P	305,1	18:32'31.497	2	26.193	31.294	<b>29.336</b>	33.277	2'00.100	313,0	18:38'50.770
2	28.033	32.923	35.493	34.267	2'10.716	<b>305,1</b>	18:34'42.213	3	26.259	31.169	29.423	3'04.955	4'31.806P	308,6	18:43'02.346
3	25.888	32.711	29.269	3'20.710	4'48.578P	301,7	18:39'30.791	4	32.328	32.074	33.467	33.785	2'11.654P	308,6	18:45'01.593
4	33.042	33.115	32.148	33.590	2'11.895P	140,4	18:41'42.686	5	26.255	31.196	29.446	33.025	1'59.922	310,3	18:45'01.593
5	25.843	<b>30.591</b>	<b>28.884</b>	33.226	<b>1'58.544</b>	300,0	18:43'41.230	6	<b>25.944</b>	<b>31.073</b>	<b>29.336</b>	32.894	<b>1'59.247</b>	310,3	18:45'01.593
6	<b>25.770</b>	30.691	29.063	33.036	1'58.560	300,8	18:45'39.790								
3° <b>35 R. DE ROSA (1'58.747)</b>								Lap	Seg.1	Seg.2	Seg.3	Seg.4	Lap Time	km/h	Local Time
Lap	Seg.1	Seg.2	Seg.3	Seg.4	Lap Time	km/h	Local Time								
							18:30'05.631	1	33.574	33.543	32.670	34.093	2'13.880P	159,8	18:34'18.050
1	49.013	33.180	30.542	34.321	2'27.056P	312,1	18:32'32.687	2	26.387	31.197	29.628	33.428	2'00.640	298,3	18:38'31.065
2	26.051	30.753	36.700	37.446	2'10.950	<b>312,1</b>	18:34'43.637	3	27.206	31.576	30.004	2'44.229	4'13.015P	303,4	18:40'53.235
3	25.963	30.890	29.288	33.189	1'59.330	310,3	18:36'42.967	4	31.680	34.164	38.401	37.925	2'22.170P	298,3	18:42'53.236
4	26.849	31.871	30.627	2'23.679	3'53.026P	309,5	18:40'35.993	5	<b>26.212</b>	<b>30.989</b>	<b>29.447</b>	33.353	<b>2'00.001</b>	301,7	18:44'53.205
5	37.943	32.397	29.605	33.445	2'13.390P	309,5	18:42'49.383	6	26.241	31.085	29.514	33.429	2'00.269	301,7	18:44'53.205
6	<b>25.862</b>	<b>30.675</b>	<b>29.229</b>	32.981	<b>1'58.747</b>	309,5	18:44'48.130								
7	25.928	30.786	29.508	33.065	1'59.287	308,6	18:46'47.417								
4° <b>121 A. ANDREOZZI (1'58.938)</b>								Lap	Seg.1	Seg.2	Seg.3	Seg.4	Lap Time	km/h	Local Time
Lap	Seg.1	Seg.2	Seg.3	Seg.4	Lap Time	km/h	Local Time								
							18:29'39.394	1	54.612	33.290	31.241	33.834	2'32.977P	144,6	18:32'16.317
1	57.943	33.659	30.973	33.679	2'36.254P	294,3	18:32'15.648	2	26.517	31.482	<b>29.883</b>	33.724	2'01.606	300,0	18:34'17.923
2	26.254	31.223	29.723	33.323	2'00.523	294,3	18:34'16.171	3	28.256	31.920	30.101	2'13.796	3'44.073P	301,7	18:38'01.996
3	27.284	31.810	30.014	2'33.638	4'02.746P	296,7	18:38'18.917	4	35.073	35.781	34.119	39.837	2'24.810P	295,1	18:42'50.299
4	39.300	37.761	38.988	37.643	2'33.692P	294,3	18:40'52.609	5	29.121	40.731	35.071	38.570	2'23.493	302,5	18:44'51.325
5	26.217	<b>30.619</b>	<b>29.156</b>	33.169	1'59.161	294,3	18:42'51.770	6	<b>26.369</b>	<b>31.242</b>	29.994	33.421	<b>2'01.026</b>	<b>304,2</b>	18:46'57.128
6	<b>25.902</b>	30.635	29.453	32.948	<b>1'58.938</b>	<b>300,0</b>	18:44'50.708	7	30.410	31.784	29.928	33.681	2'05.803	304,2	18:46'57.128
7	30.188	33.552	30.358	33.381	2'07.479	<b>300,0</b>	18:46'58.187								
5° <b>34 D. GIUGLIANO (1'58.977)</b>								Lap	Seg.1	Seg.2	Seg.3	Seg.4	Lap Time	km/h	Local Time
Lap	Seg.1	Seg.2	Seg.3	Seg.4	Lap Time	km/h	Local Time								
							18:29'57.841	1	37.966	31.775	30.001	33.498	2'13.240P	157,9	18:32'11.081
1	37.966	31.775	30.001	33.498	2'13.240P	157,9	18:32'11.081	2	26.227	30.770	29.492	33.206	1'59.695	304,2	18:34'10.776
2	26.227	30.770	29.492	33.206	1'59.695	304,2	18:34'10.776	3	26.128	41.766	31.660	4'06.744	5'46.298P	304,2	18:39'57.074
3	26.128	41.766	31.660	4'06.744	5'46.298P	304,2	18:39'57.074	4	31.327	32.576	31.744	34.208	2'09.855P	171,2	18:42'06.929
4	31.327	32.576	31.744	34.208	2'09.855P	171,2	18:42'06.929	5	<b>26.050</b>	<b>30.640</b>	<b>29.195</b>	33.092	<b>1'58.977</b>	301,7	18:44'05.906
5	<b>26.050</b>	<b>30.640</b>	<b>29.195</b>	33.092	<b>1'58.977</b>	301,7	18:44'05.906	6	26.095	38.368	31.753	34.155	2'10.371	<b>305,9</b>	18:46'16.277
6	26.095	38.368	31.753	34.155	2'10.371	<b>305,9</b>	18:46'16.277								
6° <b>40 R. RAMOS (1'59.156)</b>								Lap	Seg.1	Seg.2	Seg.3	Seg.4	Lap Time	km/h	Local Time
Lap	Seg.1	Seg.2	Seg.3	Seg.4	Lap Time	km/h	Local Time								
							18:30'04.722	1	36.869	35.809	35.750	37.705	2'26.133P	299,2	18:32'30.855
1	36.869	35.809	35.750	37.705	2'26.133P	299,2	18:32'30.855	2	40.610	31.467	29.704	33.591	2'15.372	299,2	18:34'46.227
2	40.610	31.467	29.704	33.591	2'15.372	299,2	18:34'46.227	3	26.163	<b>30.761</b>	<b>29.149</b>	33.083	<b>1'59.156</b>	300,8	18:36'45.383
3	26.163	<b>30.761</b>	<b>29.149</b>	33.083	<b>1'59.156</b>	300,8	18:36'45.383	4	<b>25.989</b>	30.884	29.408	2'51.129	4'17.410P	301,7	18:41'02.793
4	<b>25.989</b>	30.884	29.408	2'51.129	4'17.410P	301,7	18:41'02.793	5	31.680	31.517	29.539	33.052	2'05.788P	153,6	18:43'08.581
5	31.680	31.517	29.539	33.052	2'05.788P	153,6	18:43'08.581	6	26.438	30.762	29.242	32.911	1'59.353	<b>303,4</b>	18:45'07.934
6	26.438	30.762	29.242	32.911	1'59.353	<b>303,4</b>	18:45'07.934								
7° <b>11 J. GUARNONI (1'59.214)</b>															

03/11/2017

**P = Pits In/Out - C = Lap-Time Cancelled**

These data/results cannot be reproduced, stored and/or transmitted in whole or in part by any manner of electronic, mechanical, photocopying, recording, broadcasting or otherwise now known or herein after developed without the previous express consent by the copyright owner, except for reproduction in daily press and regular printed publications on sale to the public within 60 days of the event related to those data/results and always provided that copyright symbol appears together as follows below.

© DORNA WSBK ORGANIZATION Srl 2017

**FKR PERUGIA TIMING**

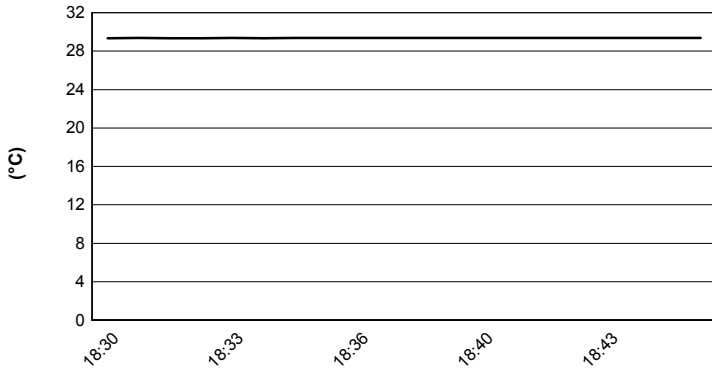

Official Tyre Supplier



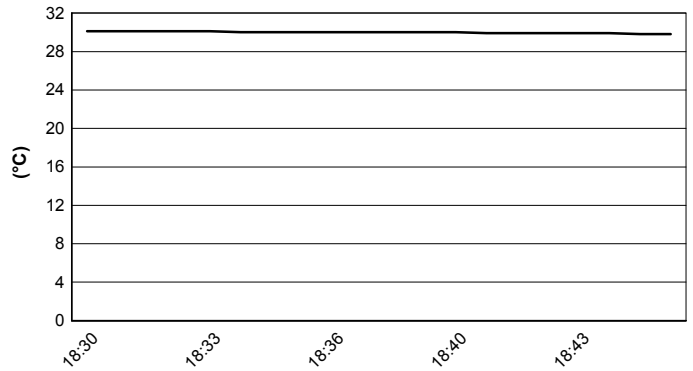
Official Timekeeper

**Qatar Round, 2-3-4 November 2017**  
**World Superbike - Weather Report Superpole 1**  
 Session started 18:30 - Session ended 18:47

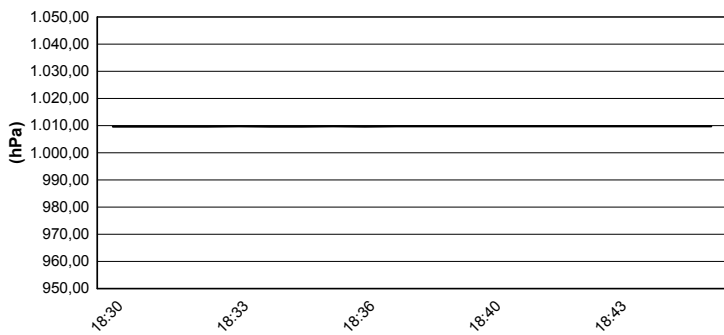
### Air Temperature



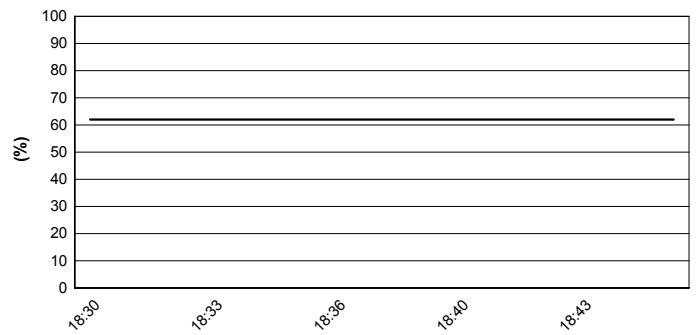
### Track Temperature



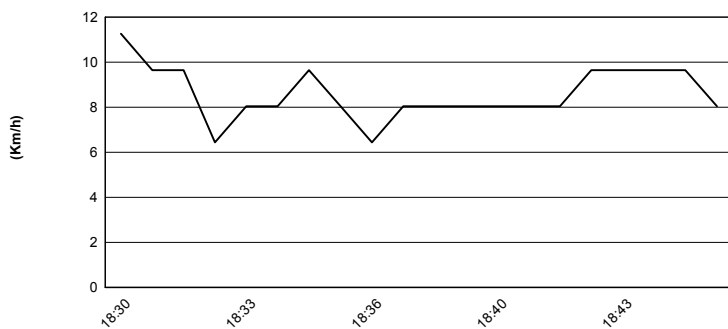
### Air Pressure



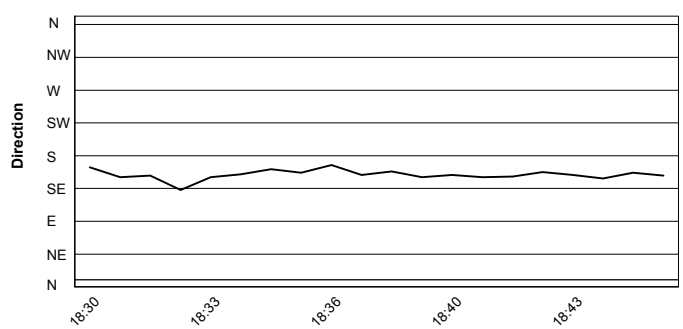
### Humidity



### Wind Speed



### Wind Direction



03/11/2017

These data/results cannot be reproduced, stored and/or transmitted in whole or in part by any manner of electronic, mechanical, photocopying, recording, broadcasting or otherwise now known or herein after developed without the previous express consent by the copyright owner, except for reproduction in daily press and regular printed publications on sale to the public within 60 days of the event related to those data/results and always provided that copyright symbol appears together as follows below.

© DORNA WSBK ORGANIZATION Srl 2017