

Qatar Round, 2-3-4 November 2017

World Superbike - Free Practices & Superpole Combined Results

No.	Rider	Nat	Team	Bike	FP 1	FP 2	Laps	Superpole	Gap	Time	Avg
1	J. REA	GBR	Kawasaki Racing Team	Kawasaki ZX-10RR	1'57.666	1'57.843	41	1'56.228		1'56.228	166,638
2	A. LOWES	GBR	Pata Yamaha Official WorldSBK Team	Yamaha YZF R1	1'58.679	1'57.925	35	1'56.675	0.447	1'56.675	166,000
3	T. SYKES	GBR	Kawasaki Racing Team	Kawasaki ZX-10RR	1'58.355	1'57.965	23	1'57.063	0.835	1'57.063	165,449
4	L. SAVADORI	ITA	Milwaukee Aprilia	Aprilia RSV4 RF	1'59.006	1'59.303	38	1'57.429	1.201	1'57.429	164,934
5	X. FORÉS	ESP	BARNI Racing Team	Ducati Panigale R	1'59.126	1'58.543	42	1'57.450	1.222	1'57.450	164,904
6	E. LAVERTY	IRL	Milwaukee Aprilia	Aprilia RSV4 RF	1'58.838	1'58.757	43	1'57.491	1.263	1'57.491	164,847
7	M. VAN DER MARK	NED	Pata Yamaha Official WorldSBK Team	Yamaha YZF R1	1'58.680	1'58.315	43	1'57.575	1.347	1'57.575	164,729
8	C. DAVIES	GBR	Aruba.it Racing - Ducati	Ducati Panigale R	1'58.548	1'58.136	41	1'57.645	1.417	1'57.645	164,631
9	M. MELANDRI	ITA	Aruba.it Racing - Ducati	Ducati Panigale R	1'59.254	1'58.671	31	1'57.813	1.585	1'57.813	164,396
10	S. GUINTOLI	FRA	Kawasaki Puccetti Racing	Kawasaki ZX-10RR	1'59.437	1'59.053	41	1'57.985	1.757	1'57.985	164,156
11	J. TORRES	ESP	Althea BMW Racing Team	BMW S 1000 RR	1'59.295	1'58.736	44	1'58.087	1.859	1'58.087	164,015
12	L. CAMIER	GBR	MV Agusta Reparto Corse	MV Agusta 1000 F4	1'59.715	1'59.069	42	1'58.174	1.946	1'58.174	163,894
13	R. DE ROSA	ITA	Althea BMW Racing Team	BMW S 1000 RR	1'59.846	1'59.116	40	1'58.747		1'58.747	163,103
14	A. ANDREOZZI	ITA	Guandalini Racing	Yamaha YZF R1	2'00.120	1'59.616	36	1'58.938	0.191	1'58.938	162,841
15	D. GIUGLIANO	ITA	Red Bull Honda World Superbike Team	Honda CBR1000RR	2'00.718	1'59.639	37	1'58.977	0.230	1'58.977	162,788
16	R. RAMOS	ESP	Team Kawasaki Go Eleven	Kawasaki ZX-10RR	2'00.040	1'59.531	42	1'59.156	0.409	1'59.156	162,543
17	J. GUARNONI	FRA	Pedercini Racing SC-Project	Kawasaki ZX-10RR		2'00.670	22	1'59.214	0.467	1'59.214	162,464
18	J. GAGNE	USA	Red Bull Honda World Superbike Team	Honda CBR1000RR	2'00.908	2'00.077	37	1'59.247	0.500	1'59.247	162,419
19	O. JEZEK	CZE	Grillini Racing Team	Kawasaki ZX-10RR	2'01.393	2'01.275	38	2'00.001	1.254	2'00.001	161,399
20	R. ROLFO	ITA	Grillini Racing Team	Kawasaki ZX-10RR	2'03.034	2'01.727	42	2'01.026	2.279	2'01.026	160,032

03/11/2017

The results are provisional until the end of the time limit for protests and appeals and the completion of the technical checks.

These data/results cannot be reproduced, stored and/or transmitted in whole or in part by any manner of electronic, mechanical, photocopying, recording, broadcasting or otherwise now known or herein after developed without the previous express consent by the copyright owner, except for reproduction in daily press and regular printed publications on sale to the public within 60 days of the event related to those data/results and always provided that copyright symbol appears together as follows below.

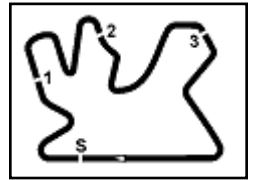
© DORNA WSBK ORGANIZATION Srl 2017

PIRELLI PERUGIA TIMING


Official Tyre Supplier



Official Timekeeper



Qatar Round, 2-3-4 November 2017

World Superbike - Starting Grid - Race 1

Losail International Circuit 5.380 m

17 Laps x 5,380 km = 91,460 km

Pos	Number	Rider	Team	Time	Class
1	1	REA J.	Kawasaki	1'56.228	SP2
2	22	LOWES A.	Yamaha	1'56.675	SP2
3	66	SYKES T.	Kawasaki	1'57.063	SP2
4	32	SAVADORI L.	Aprilia	1'57.429	SP2
5	12	FORÉS X.	Ducati	1'57.450	SP2
6	50	LAVERTY E.	Aprilia	1'57.491	SP2
7	60	VAN DER MARK M.	Yamaha	1'57.575	SP2
8	7	DAVIES C.	Ducati	1'57.645	SP2
9	33	MELANDRI M.	Ducati	1'57.813	SP2
10	05	GUINTOLI S.	Kawasaki	1'57.985	SP2
11	81	TORRES J.	BMW	1'58.087	SP2
12	2	CAMIER L.	MV Agusta	1'58.174	SP2
13	35	DE ROSA R.	BMW	1'58.747	SP1
14	121	ANDREOZZI A.	Yamaha	1'58.938	SP1
15	34	GIUGLIANO D.	Honda	1'58.977	SP1
16	40	RAMOS R.	Kawasaki	1'59.156	SP1
17	11	GUARNONI J.	Kawasaki	1'59.214	SP1
18	45	GAGNE J.	Honda	1'59.247	SP1
19	37	JEZEK O.	Kawasaki	2'00.001	SP1
20	44	ROLFO R.	Kawasaki	2'01.026	SP1

* = Penalized

03/11/2017 Jury President

..... Race Director

These data/results cannot be reproduced, stored and/or transmitted in whole or in part by any manner of electronic, mechanical, photocopying, recording, broadcasting or otherwise now known or herein after developed without the previous express consent by the copyright owner, except for reproduction in daily press and regular printed publications on sale to the public within 60 days of the event related to those data/results and always provided that copyright symbol appears together as follows below.

© DORNA WSBK ORGANIZATION Srl 2017

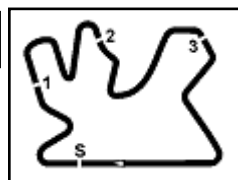
FKR PERUGIA TIMING



Official Tyre Supplier



Official Timekeeper



Qatar Round, 2-3-4 November 2017

World Superbike - Results Superpole 2

Losail International Circuit 5.380 m

1 / 2

No.	Rider	Nat	Team	Bike	Time	Gap	Rel.	Laps	Speed	
									Avg	Max
1	1 J. REA	GBR	Kawasaki Racing Team	Kawasaki ZX-10RR	1'56.228			5	166,638	313,0
2	22 A. LOWES	GBR	Pata Yamaha Official WorldSBK Team	Yamaha YZF R1	1'56.675	0.447	0.447	7	166,000	309,5
3	66 T. SYKES	GBR	Kawasaki Racing Team	Kawasaki ZX-10RR	1'57.063	0.835	0.388	5	165,449	305,9
4	32 L. SAVADORI	ITA	Milwaukee Aprilia	Aprilia RSV4 RF	1'57.429	1.201	0.366	6	164,934	315,8
5	12 X. FORÉS	ESP	BARNI Racing Team	Ducati Panigale R	1'57.450	1.222	0.021	6	164,904	313,0
6	50 E. LAVERTY	IRL	Milwaukee Aprilia	Aprilia RSV4 RF	1'57.491	1.263	0.041	6	164,847	317,6
7	60 M. VAN DER MARK	NED	Pata Yamaha Official WorldSBK Team	Yamaha YZF R1	1'57.575	1.347	0.084	7	164,729	312,1
8	7 C. DAVIES	GBR	Aruba.it Racing - Ducati	Ducati Panigale R	1'57.645	1.417	0.070	7	164,631	311,2
9	33 M. MELANDRI	ITA	Aruba.it Racing - Ducati	Ducati Panigale R	1'57.813	1.585	0.168	6	164,396	316,7
10	05 S. GUINTOLI	FRA	Kawasaki Puccetti Racing	Kawasaki ZX-10RR	1'57.985	1.757	0.172	6	164,156	309,5
11	81 J. TORRES	ESP	Althea BMW Racing Team	BMW S 1000 RR	1'58.087	1.859	0.102	6	164,015	309,5
12	2 L. CAMIER	GBR	MV Agusta Reparto Corse	MV Agusta 1000 F4	1'58.174	1.946	0.087	7	163,894	307,7

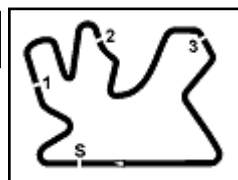
AIR	Humidity:	63%	Temp:	29°C
TRACK	Condition:	Dry	Temp:	29°C

Records	Pole (SP2)	2016 J.Rea	1'56.356	166,450	Km/h
	Race (RC2)	2016 J.Rea	1'56.974	165,580	Km/h
	Circuit (SP2)	2016 J.Rea	1'56.356	166,450	Km/h

Start	End	The results are provisional until the end of the time limit for protests and appeals and the completion of the technical checks.
03/11/2017 18.55	19:12	

These data/results cannot be reproduced, stored and/or transmitted in whole or in part by any manner of electronic, mechanical, photocopying, recording, broadcasting or otherwise now known or herein after developed without the previous express consent by the copyright owner, except for reproduction in daily press and regular printed publications on sale to the public within 60 days of the event related to those data/results and always provided that copyright symbol appears together as follows below.

© DORNA WSBK ORGANIZATION Srl 2017



Qatar Round, 2-3-4 November 2017

World Superbike - Results Superpole 2

Session Highlights

Local Time	No. Rider	Description
18.55.00		Start
18.57.47	22 A. LOWES	On the Gravel - Re-Joined - Turn 13
19.09.55		New Best Lap
19.11.56	33 M. MELANDRI	Stop - Technical Problem
19.12.37		End Of Session

Fastest Laps Sequence

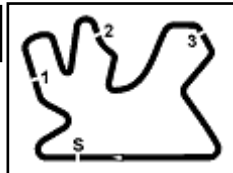
No.	Rider	Nat	Team	Bike	Local Time	Time	Gap	Avg
1	J. REA	GBR	Kawasaki Racing Team	Kawasaki ZX-10RR	18:59'06.942	1'56.933		165,633
1	J. REA	GBR	Kawasaki Racing Team	Kawasaki ZX-10RR	19:09'50.130	1'56.228	-0.705	166,638

03/11/2017 Start End The results are provisional until the end of the time limit for protests and appeals
 18.55 19:12 and the completion of the technical checks.

These data/results cannot be reproduced, stored and/or transmitted in whole or in part by any manner of electronic, mechanical, photocopying, recording, broadcasting or otherwise now known or herein after developed without the previous express consent by the copyright owner, except for reproduction in daily press and regular printed publications on sale to the public within 60 days of the event related to those data/results and always provided that copyright symbol appears together as follows below.

© DORNA WSBK ORGANIZATION Srl 2017





Qatar Round, 2-3-4 November 2017 World Superbike - Best Sector & Speed Superpole 2

Losail International Circuit 5.380 m

BEST LAP			
1	1 J. REA	Kawasaki ZX-10RR	1'56.228
2	22 A. LOWES	Yamaha YZF R1	1'56.675
3	66 T. SYKES	Kawasaki ZX-10RR	1'57.063
4	32 L. SAVADORI	Aprilia RSV4 RF	1'57.429
5	12 X. FORÉS	Ducati Panigale R	1'57.450
6	50 E. LAVERTY	Aprilia RSV4 RF	1'57.491
7	60 M. VAN DER MARK	Yamaha YZF R1	1'57.575
8	7 C. DAVIES	Ducati Panigale R	1'57.645
9	33 M. MELANDRI	Ducati Panigale R	1'57.813
10	05 S. GUINTOLI	Kawasaki ZX-10RR	1'57.985
11	81 J. TORRES	BMW S 1000 RR	1'58.087
12	2 L. CAMIER	MV Agusta 1000 F4	1'58.174

SPEED			
1	50 E. LAVERTY	Aprilia RSV4 RF	317,6
2	33 M. MELANDRI	Ducati Panigale R	316,7
3	32 L. SAVADORI	Aprilia RSV4 RF	315,8
4	1 J. REA	Kawasaki ZX-10RR	313,0
5	12 X. FORÉS	Ducati Panigale R	313,0
6	60 M. VAN DER MARK	Yamaha YZF R1	312,1
7	7 C. DAVIES	Ducati Panigale R	311,2
8	22 A. LOWES	Yamaha YZF R1	309,5
9	05 S. GUINTOLI	Kawasaki ZX-10RR	309,5
10	81 J. TORRES	BMW S 1000 RR	309,5
11	2 L. CAMIER	MV Agusta 1000 F4	307,7
12	66 T. SYKES	Kawasaki ZX-10RR	305,9

SEG. 1			SEG. 2			SEG. 3			SEG. 4		
1	1 J. REA	25.264	1	1 J. REA	30.117	1	1 J. REA	28.540	1	1 J. REA	32.307
2	22 A. LOWES	25.493	2	22 A. LOWES	30.221	2	22 A. LOWES	28.631	2	22 A. LOWES	32.324
3	7 C. DAVIES	25.515	3	66 T. SYKES	30.276	3	60 M. VAN DER MARK	28.688	3	12 X. FORÉS	32.407
4	66 T. SYKES	25.526	4	50 E. LAVERTY	30.377	4	66 T. SYKES	28.704	4	32 L. SAVADORI	32.490
5	60 M. VAN DER MARK	25.585	5	05 S. GUINTOLI	30.426	5	12 X. FORÉS	28.764	5	33 M. MELANDRI	32.498
6	50 E. LAVERTY	25.601	6	7 C. DAVIES	30.427	6	7 C. DAVIES	28.809	6	66 T. SYKES	32.557
7	32 L. SAVADORI	25.623	7	32 L. SAVADORI	30.468	7	32 L. SAVADORI	28.848	7	60 M. VAN DER MARK	32.578
8	81 J. TORRES	25.661	8	12 X. FORÉS	30.492	8	50 E. LAVERTY	28.850	8	7 C. DAVIES	32.641
9	12 X. FORÉS	25.718	9	2 L. CAMIER	30.507	9	2 L. CAMIER	28.876	9	50 E. LAVERTY	32.663
10	2 L. CAMIER	25.731	10	33 M. MELANDRI	30.520	10	33 M. MELANDRI	28.936	10	05 S. GUINTOLI	32.763
11	05 S. GUINTOLI	25.782	11	81 J. TORRES	30.558	11	81 J. TORRES	28.971	11	2 L. CAMIER	32.878
12	33 M. MELANDRI	25.792	12	60 M. VAN DER MARK	30.588	12	05 S. GUINTOLI	28.974	12	81 J. TORRES	32.897

03/11/2017

These data/results cannot be reproduced, stored and/or transmitted in whole or in part by any manner of electronic, mechanical, photocopying, recording, broadcasting or otherwise now known or herein after developed without the previous express consent by the copyright owner, except for reproduction in daily press and regular printed publications on sale to the public within 60 days of the event related to those data/results and always provided that copyright symbol appears together as follows below.

© DORNA WSBK ORGANIZATION Srl 2017

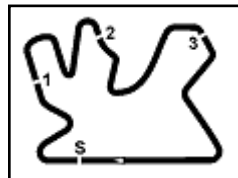
FICR PERUGIA TIMING



Official Tyre Supplier



Official Timekeeper



Losail International Circuit 5.380 m

Qatar Round, 2-3-4 November 2017 World Superbike - Ideal Times Superpole 2

Rider No.	Nat	Bike	Seg. 1 Diff. 1	Seg. 2 Diff. 2	Seg. 3 Diff. 3	Seg. 4 Diff. 4	Ideal Time			
							Best Lap	Pos.	Diff.	
1	1 J. REA	GBR	Kawasaki ZX-10RR	25.264	30.117	28.540	32.307	1'56.228 1'56.228	1	
2	22 A. LOWES	GBR	Yamaha YZF R1	25.493 0.006	30.221	28.631	32.324	1'56.669 1'56.675	2	0.006
3	66 T. SYKES	GBR	Kawasaki ZX-10RR	25.526	30.276	28.704	32.557	1'57.063 1'57.063	3	
4	12 X. FORÉS	ESP	Ducati Panigale R	25.718 0.064	30.492	28.764	32.407 0.005	1'57.381 1'57.450	5	0.069
5	7 C. DAVIES	GBR	Ducati Panigale R	25.515 0.253	30.427	28.809	32.641	1'57.392 1'57.645	8	0.253
6	32 L. SAVADORI	ITA	Aprilia RSV4 RF	25.623	30.468	28.848	32.490	1'57.429 1'57.429	4	
7	60 M. VAN DER MARK	NED	Yamaha YZF R1	25.585 0.113	30.588 0.023	28.688	32.578	1'57.439 1'57.575	7	0.136
8	50 E. LAVERTY	IRL	Aprilia RSV4 RF	25.601	30.377	28.850	32.663	1'57.491 1'57.491	6	
9	33 M. MELANDRI	ITA	Ducati Panigale R	25.792	30.520 0.067	28.936	32.498	1'57.746 1'57.813	9	0.067
10	05 S. GUINTOLI	FRA	Kawasaki ZX-10RR	25.782 0.040	30.426	28.974	32.763	1'57.945 1'57.985	10	0.040
11	2 L. CAMIER	GBR	MV Agusta 1000 F4	25.731 0.061	30.507	28.876 0.064	32.878 0.057	1'57.992 1'58.174	12	0.182
12	81 J. TORRES	ESP	BMW S 1000 RR	25.661	30.558	28.971	32.897	1'58.087 1'58.087	11	
Overall Ideal Time				25.264	30.117	28.540	32.307	1'56.228		

03/11/2017

These data/results cannot be reproduced, stored and/or transmitted in whole or in part by any manner of electronic, mechanical, photocopying, recording, broadcasting or otherwise now known or herein after developed without the previous express consent by the copyright owner, except for reproduction in daily press and regular printed publications on sale to the public within 60 days of the event related to those data/results and always provided that copyright symbol appears together as follows below.

© DORNA WSBK ORGANIZATION Srl 2017

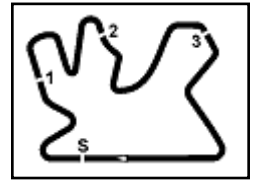
FIOR PERUGIA TIMING



Official Tyre Supplier



Official Timekeeper



Qatar Round, 2-3-4 November 2017 World Superbike - Chronological Analysis Superpole 2

Losail International Circuit 5.380 m

1° 1 J. REA (1'56.228)							
Lap	Seg.1	Seg.2	Seg.3	Seg.4	Lap Time	km/h	Local Time
							18:55'04.072
1	31.440	31.451	29.668	33.378	2'05.937P	163,4	18:57'10.009
2	25.394	30.289	28.723	32.527	1'56.933	308,6	18:59'06.942
3	27.625	32.403	29.584	5'08.669	6'38.281P	306,8	19:05'45.223
4	31.209	31.084	33.468	32.918	2'08.679P	151,9	19:07'53.902
5	25.264	30.117	28.540	32.307	1'56.228	310,3	19:09'50.130

2° 22 A. LOWES (1'56.675)							
Lap	Seg.1	Seg.2	Seg.3	Seg.4	Lap Time	km/h	Local Time
							18:55'46.003
1	31.729	31.696	29.908	33.080	2'06.413P	160,7	18:57'52.416
2	25.515	30.485	28.932	32.601	1'57.533	308,6	18:59'49.949
3	25.493	30.615	28.933	32.768	1'57.809	309,5	19:01'47.758
4	26.258	31.226	29.583	2'36.504	4'03.571P	307,7	19:05'51.329
5	30.115	32.107	32.214	33.258	2'07.694P	180,6	19:07'59.023
6	25.499	30.221	28.631	32.324	1'56.675	308,6	19:09'55.698
7	29.946	32.566	31.351	33.889	2'07.752	308,6	19:12'03.450

3° 66 T. SYKES (1'57.063)							
Lap	Seg.1	Seg.2	Seg.3	Seg.4	Lap Time	km/h	Local Time
							18:55'36.052
1	31.671	31.941	29.931	33.389	2'06.932P	168,2	18:57'42.984
2	25.678	30.471	28.869	32.826	1'57.844	305,1	18:59'40.828
3	26.133	31.030	29.604	5'13.024	6'39.791P	305,9	19:06'20.619
4	33.342	31.648	29.985	32.832	2'07.807P		19:08'28.426
5	25.526	30.276	28.704	32.557	1'57.063	305,9	19:10'25.489

4° 32 L. SAVADORI (1'57.429)							
Lap	Seg.1	Seg.2	Seg.3	Seg.4	Lap Time	km/h	Local Time
							18:55'04.561
1	32.589	31.752	35.805	34.052	2'14.198P	150,2	18:57'18.759
2	25.806	30.688	28.907	32.889	1'58.290	310,3	18:59'17.049
3	27.176	31.169	29.358	33.225	2'00.928	313,0	19:01'17.977
4	26.575	31.782	29.826	3'09.226	4'37.409P	308,6	19:05'55.386
5	43.156	36.828	30.845	33.493	2'24.322P	165,6	19:08'19.708
6	25.623	30.468	28.848	32.490	1'57.429	310,3	19:10'17.137

5° 12 X. FORÉS (1'57.450)							
Lap	Seg.1	Seg.2	Seg.3	Seg.4	Lap Time	km/h	Local Time
							18:55'04.221
1	31.927	31.640	29.487	33.420	2'06.474P	163,6	18:57'10.695
2	25.901	30.756	28.890	32.769	1'58.316	313,0	18:59'09.011
3	25.820	30.820	29.107	4'39.613	6'05.360P	313,0	19:05'14.371
4	32.042	31.667	30.080	33.182	2'06.971P		19:07'21.342
5	25.782	30.492	28.764	32.412	1'57.450	309,5	19:09'18.792
6	25.718	30.580	28.921	32.407	1'57.626	310,3	19:11'16.418

6° 50 E. LAVERTY (1'57.491)							
Lap	Seg.1	Seg.2	Seg.3	Seg.4	Lap Time	km/h	Local Time
							18:55'03.573
1	31.953	31.872	29.638	33.396	2'06.859P	167,7	18:57'10.432
2	25.719	30.628	29.075	32.730	1'58.152	317,6	18:59'08.584
3	25.777	30.824	29.394	32.969	1'58.964	314,9	19:01'07.548
4	27.678	31.729	30.303	3'35.739	5'05.449P	312,1	19:06'12.997
5	33.905	32.284	30.228	34.260	2'10.677P		19:08'23.674
6	25.601	30.377	28.850	32.663	1'57.491	313,0	19:10'21.165

7° 60 M. VAN DER MARK (1'57.575)							
Lap	Seg.1	Seg.2	Seg.3	Seg.4	Lap Time	km/h	Local Time
							18:55'06.790
1	31.556	31.625	33.256	36.409	2'12.846P	166,7	18:57'19.636
2	25.723	30.877	28.987	32.800	1'58.387	312,1	18:59'18.023

3	25.585	30.825	28.915	32.798	1'58.123	310,3	19:01'16.146
4	25.681	30.738	29.144	2'38.292	4'03.855P	310,3	19:05'20.001
5	33.528	41.567	40.007	36.570	2'31.672P		19:07'51.673
6	25.698	30.611	28.688	32.578	1'57.575	311,2	19:09'49.248
7	25.667	30.588	28.930	32.682	1'57.867	310,3	19:11'47.115

8° 7 C. DAVIES (1'57.645)							
Lap	Seg.1	Seg.2	Seg.3	Seg.4	Lap Time	km/h	Local Time
							18:55'40.927
1	31.078	31.748	29.848	33.126	2'05.800P	170,3	18:57'46.727
2	25.694	30.700	29.005	32.845	1'58.244	310,3	18:59'44.971
3	25.745	30.693	29.296	32.871	1'58.605	310,3	19:01'43.576
4	26.381	31.040	29.904	2'14.245	3'41.570P	310,3	19:05'25.146
5	30.160	41.285	40.173	33.027	2'24.645P	168,5	19:07'49.791
6	25.768	30.427	28.809	32.641	1'57.645	311,2	19:09'47.436
7	25.515	30.502	29.036	32.690	1'57.743	310,3	19:11'45.179

9° 33 M. MELANDRI (1'57.813)							
Lap	Seg.1	Seg.2	Seg.3	Seg.4	Lap Time	km/h	Local Time
							18:55'05.626
1	33.631	32.475	32.716	36.301	2'15.123P		18:57'20.749
2	25.915	30.520	29.051	35.640	2'01.126	316,7	18:59'21.875
3	25.887	30.571	29.149	32.524	1'58.131	315,8	19:01'20.006
4	27.800	32.361	30.060	3'19.844	4'50.065P	316,7	19:06'10.071
5	31.637	32.534	30.778	33.636	2'08.585P	166,9	19:08'18.656
6	25.792	30.587	28.936	32.498	1'57.813	313,0	19:10'16.469

10° 05 S. GUINTOLI (1'57.985)							
Lap	Seg.1	Seg.2	Seg.3	Seg.4	Lap Time	km/h	Local Time
							18:55'13.686
1	32.470	31.581	29.836	33.706	2'07.593P	146,5	18:57'21.279
2	25.848	30.698	29.125	33.058	1'58.729	309,5	18:59'20.008
3	29.090	34.950	29.677	4'36.621	6'10.338P	304,2	19:05'30.346
4	34.241	33.529	33.544	33.821	2'15.135P		19:07'45.481
5	25.822	30.426	28.974	32.763	1'57.985	303,4	19:09'43.466
6	25.782	30.546	29.159	32.796	1'58.283	305,1	19:11'41.749

11° 81 J. TORRES (1'58.087)							
Lap	Seg.1	Seg.2	Seg.3	Seg.4	Lap Time	km/h	Local Time
							18:55'09.274
1	31.577	32.304	30.739	33.450	2'08.070P	168,2	18:57'17.344
2	25.876	30.934	29.415	33.004	1'59.229	309,5	18:59'16.573
3	25.852	30.686	29.114	33.096	1'58.748	309,5	19:01'15.321
4	26.063	31.949	29.415	3'54.298	5'21.725P	307,7	19:06'37.046
5	32.619	32.835	30.973	34.021	2'10.448P	168,0	19:08'47.494
6	25.661	30.558	28.971	32.897	1'58.087	307,7	19:10'45.581

12° 2 L. CAMIER (1'58.174)							
Lap	Seg.1	Seg.2	Seg.3	Seg.4	Lap Time	km/h	Local Time
							18:55'04.440
1	32.043	31.597	29.398	33.660	2'06.698P	155,2	18:57'11.138
2	25.867	30.539	28.957	32.953	1'58.316	305,9	18:59'09.454
3	25.843	30.780	28.876	33.358	1'58.857	307,7	19:01'08.311
4	27.139	31.803	30.169	2'27.906	3'57.017P	302,5	19:05'05.328
5	34.392	32.716	31.185	33.874	2'12.167P		19:07'17.495
6	25.792	30.507	28.940	32.935	1'58.174	299,2	19:09'15.669
7	25.731	30.644	29.102	32.878	1'58.355	300,8	19:11'44.024

03/11/2017

P = Pits In/Out - C = Lap-Time Cancelled

These data/results cannot be reproduced, stored and/or transmitted in whole or in part by any manner of electronic, mechanical, photocopying, recording, broadcasting or otherwise now known or herein after developed without the previous express consent by the copyright owner, except for reproduction in daily press and regular printed publications on sale to the public within 60 days of the event related to those data/results and always provided that copyright symbol appears together as follows below.

© DORNA WSBK ORGANIZATION Srl 2017

PIRELLI PERUGIA TIMING



Official Tyre Supplier

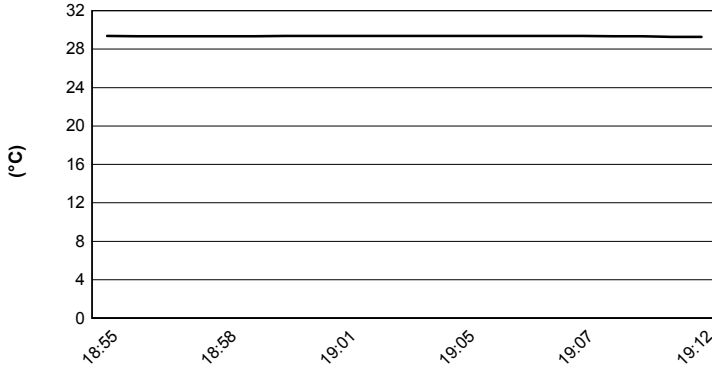


Official Timekeeper

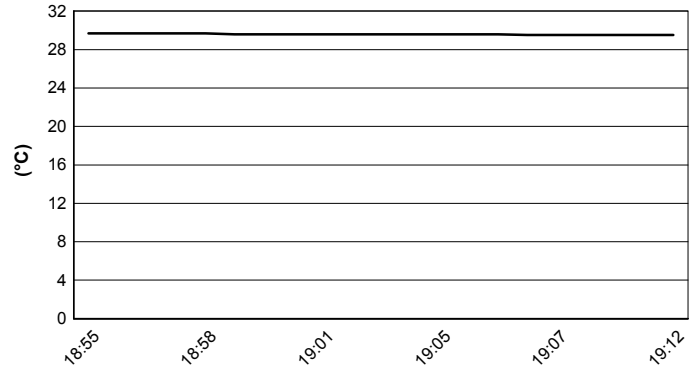
Qatar Round, 2-3-4 November 2017
World Superbike - Weather Report Superpole 2
 Session started 18:55 - Session ended 19:12

Losail International Circuit 5.380 m

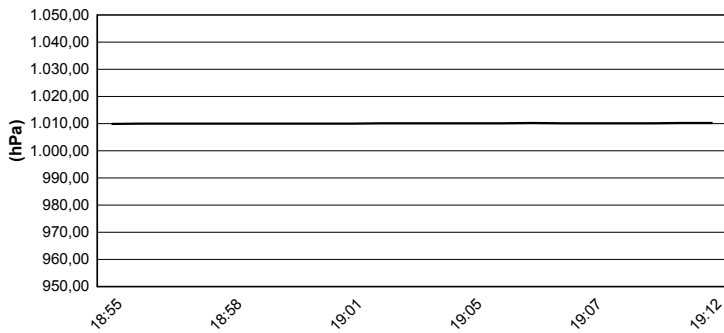
Air Temperature



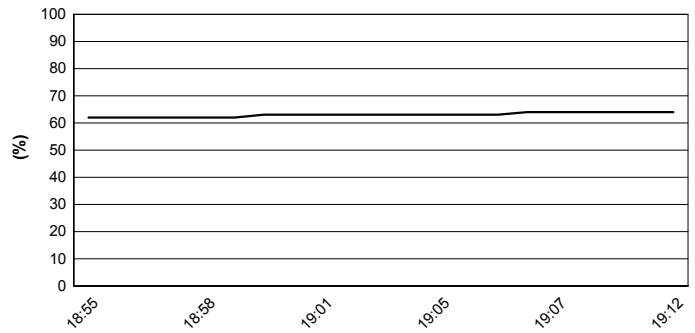
Track Temperature



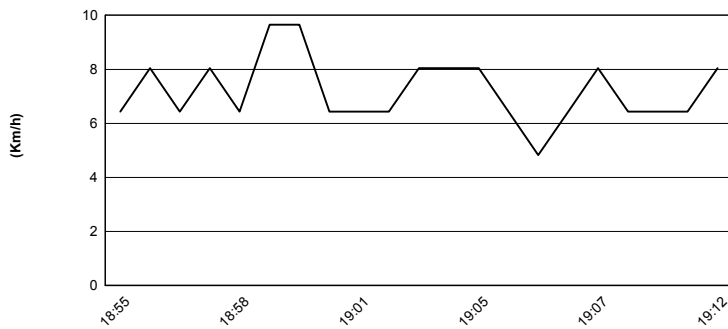
Air Pressure



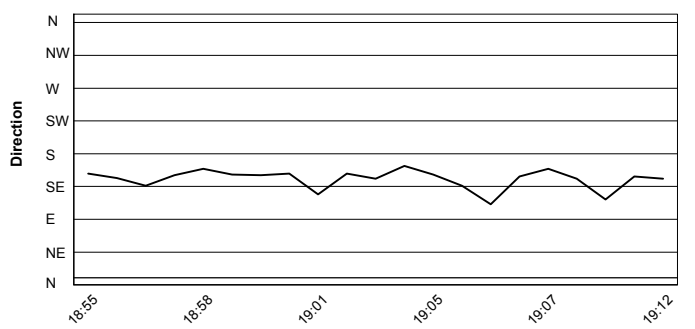
Humidity



Wind Speed



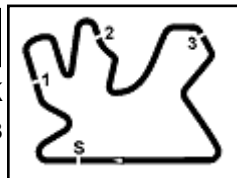
Wind Direction



03/11/2017

These data/results cannot be reproduced, stored and/or transmitted in whole or in part by any manner of electronic, mechanical, photocopying, recording, broadcasting or otherwise now known or herein after developed without the previous express consent by the copyright owner, except for reproduction in daily press and regular printed publications on sale to the public within 60 days of the event related to those data/results and always provided that copyright symbol appears together as follows below.

© DORNA WSBK ORGANIZATION Srl 2017



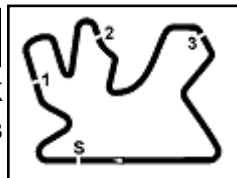
Qatar Round, 2-3-4 November 2017 World Superbike - TISSOT Superpole Award

	Points	Points From First	Points From Previous	February 26 PHILLIP ISLAND	March 12 BURIRAM	April 2 ARAGÓN	April 30 ASSEN	May 14 IMOLA	May 28 DONINGTON PARK	June 18 MISANO	July 9 LAGUNA SECA	August 20 LAUSITZRING	September 17 PORTIMÃO	October 1 MAGNY COURS	October 22 JEREZ	November 4 LOSAIL			
1 REA Jonathan (GBR)	286			25	25	20	25	16	20	20	20	20	25	25	20	25			
2 SYKES Tom (GBR)	245	41		20	20	16	20	20	25	25	25	25	4	16	13	16			
3 DAVIES Chaz (GBR)	177	109	68	13	11	25	16	25	16	13	16	10	7	9	8	8			
4 MELANDRI Marco (ITA)	167	119	10	16	16	13	11	11	11	16	13	13	11	4	25	7			
5 LOWES Alex (GBR)	136	150	31	11	13	4	4	5	13	9	8	9	13	11	16	20			
6 LAVERTY Eugene (IRL)	120	166	16	3	9	7	10	10	10	6	11	8	20	7	9	10			
7 SAVADORI Lorenzo (ITA)	109	177	11	10	7		13	6	4	3	6	16	16	5	10	13			
8 FORÉS Xavi (ESP)	109	177	0	8	8	11	9	9	9	8	9	4	6	13	4	11			
9 VAN DER MARK Michael (NED)	99	187	10	6	10	9	8	7	5	11	3	5	9	6	11	9			
10 CAMIER Leon (GBR)	85	201	14	7	5	1	5	13	6	10	7	7	5	8	7	4			
11 TORRES Jordi (ESP)	74	212	11	9	6	10	7		3	7	5	11	10		1	5			
12 MERCADO Leandro (ARG)	63	223	11			8		8	7	2	10	2	3	20	3				
13 HAYDEN Nicky (USA)	22	264	41	5	2	6	6	3											
14 BRADL Stefan (GER)	19	267	3	1		5		4				1	8						
15 REITERBERGER Markus (GER)	17	269	2	4	4	3						6							
16 RAMOS Román (ESP)	17	269	0			2	1	2		4	1		1		6				
17 KRUMMENACHER Randy (SUI)	16	270	1	2	3		3	1	2	5									
18 DE ROSA Raffaele (ITA)	13	273	3							1	2	3	2		2	3			
19 GIUGLIANO Davide (ITA)	11	275	2											10		1			
20 GUINTOLI Sylvain (FRA)	11	275	0												5	6			
21 HASLAM Leon (GBR)	8	278	3						8										
22 DE ANGELIS Alex (RSM)	8	278	0		1		2		1		4								

03/11/2017

These data/results cannot be reproduced, stored and/or transmitted in whole or in part by any manner of electronic, mechanical, photocopying, recording, broadcasting or otherwise now known or herein after developed without the previous express consent by the copyright owner, except for reproduction in daily press and regular printed publications on sale to the public within 60 days of the event related to those data/results and always provided that copyright symbol appears together as follows below.

© DORNA WSBK ORGANIZATION Srl 2017



Qatar Round, 2-3-4 November 2017 World Superbike - TISSOT Superpole Award

	Points	Points From First	Points From Previous	February 26 PHILLIP ISLAND	March 12 BURIRAM	April 2 ARAGÓN	April 30 ASSEN	May 14 IMOLA	May 28 DONINGTON PARK	June 18 MISANO	July 9 LAGUNA SECA	August 20 LAUSITZRING	September 17 PORTIMÃO	October 1 MAGNY COURS	October 22 JEREZ	November 4 LOSAIL			
23 RUSSO Riccardo (ITA)	3	283	5											3					
24 ANDREOZZI Alessandro (ITA)	2	284	1													2			
25 WEST Anthony (AUS)	2	284	0											2					
26 JEZEK Ondrej (CZE)	1	285	1											1					

03/11/2017

These data/results cannot be reproduced, stored and/or transmitted in whole or in part by any manner of electronic, mechanical, photocopying, recording, broadcasting or otherwise now known or herein after developed without the previous express consent by the copyright owner, except for reproduction in daily press and regular printed publications on sale to the public within 60 days of the event related to those data/results and always provided that copyright symbol appears together as follows below.

© DORNA WSBK ORGANIZATION Srl 2017

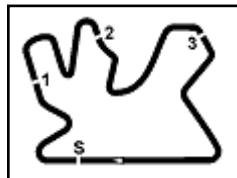
FKR PERUGIA TIMING



Official Tyre Supplier



Official Timekeeper



Qatar Round, 2-3-4 November 2017 World Superbike - Superpole Ranking

Losail International Circuit 5.380 m

	2014	2015	2016	2017
01 Phillip Island Grand Prix Circuit	Guintoli (Fra) Apr 1'30.038 (177,7 Km/h)	Rea (Gbr) Kaw 1'31.212 (175,4 Km/h)	Sykes (Gbr) Kaw 1'30.020 (177,8 Km/h)	Rea (Gbr) Kaw 1'29.573 (178,6 Km/h)
02 Chang International Circuit		Rea (Gbr) Kaw 1'33.382 (175,6 Km/h)	van der Mark (Ned) Hon 1'33.452 (175,4 Km/h)	Rea (Gbr) Kaw 1'32.957 (176,4 Km/h)
03 Motorland Aragon	Sykes (Gbr) Kaw 1'56.479 (165,2 Km/h)	Haslam (Gbr) Apr 1'49.664 (166,7 Km/h)	Sykes (Gbr) Kaw 1'49.374 (167,1 Km/h)	Davies (Gbr) Duc 1'49.319 (167,2 Km/h)
04 TT Circuit Assen	Baz (Fra) Kaw 1'34.357 (173,3 Km/h)	Sykes (Gbr) Kaw 1'34.789 (172,5 Km/h)	Sykes (Gbr) Kaw 1'35.440 (171,3 Km/h)	Rea (Gbr) Kaw 1'33.505 (174,9 Km/h)
05 Autodromo Internazionale Enzo e Dino	Rea (Gbr) Hon 1'46.289 (167,2 Km/h)	Giugliano (Ita) Duc 1'46.382 (167,0 Km/h)	Davies (Gbr) Duc 1'45.598 (168,3 Km/h)	Davies (Gbr) Duc 1'45.662 (168,2 Km/h)
06 Donington Park	Giugliano (Ita) Duc 1'44.903 (138,1 Km/h)	Sykes (Gbr) Kaw 1'27.071 (166,3 Km/h)	Sykes (Gbr) Kaw 1'26.712 (167,0 Km/h)	Sykes (Gbr) Kaw 1'26.641 (167,2 Km/h)
07 Misano World Circuit "Marco Simoncelli"	Sykes (Gbr) Kaw 1'34.883 (160,3 Km/h)	Sykes (Gbr) Kaw 1'34.214 (161,5 Km/h)	Sykes (Gbr) Kaw 1'34.037 (161,8 Km/h)	Sykes (Gbr) Kaw 1'33.662 (162,4 Km/h)
08 Laguna Seca Raceway	Sykes (Gbr) Kaw 1'21.811 (158,9 Km/h)	Davies (Gbr) Duc 1'22.101 (158,3 Km/h)	Sykes (Gbr) Kaw 1'22.155 (158,2 Km/h)	Sykes (Gbr) Kaw 1'22.476 (157,6 Km/h)
09 Lausitzring			Davies (Gbr) Duc 1'37.883 (156,9 Km/h)	Sykes (Gbr) Kaw 1'36.121 (159,7 Km/h)
10 Autódromo Internacional do Algarve	Sykes (Gbr) Kaw 1'42.484 (161,3 Km/h)	Giugliano (Ita) Duc 1'41.764 (162,4 Km/h)		Rea (Gbr) Kaw 1'41.430 (163,0 Km/h)
11 Magny-Cours	Sykes (Gbr) Kaw 1'36.366 (164,8 Km/h)	Haslam (Gbr) Apr 1'56.404 (136,4 Km/h)	Rea (Gbr) Kaw 1'52.881 (140,7 Km/h)	Rea (Gbr) Kaw 1'56.555 (136,2 Km/h)
12 Jerez	Baz (Fra) Kaw 1'40.298 (158,8 Km/h)	Sykes (Gbr) Kaw 1'40.292 (158,8 Km/h)	Sykes (Gbr) Kaw 1'39.190 (160,5 Km/h)	Melandri (Ita) Duc 1'38.960 (160,9 Km/h)
13 Losail International Circuit	Giugliano (Ita) Duc 1'57.033 (165,5 Km/h)	Sykes (Gbr) Kaw 1'56.821 (165,8 Km/h)	Rea (Gbr) Kaw 1'56.356 (166,5 Km/h)	Rea (Gbr) Kaw 1'56.228 (166,6 Km/h)

2017

- 6 J. Rea
- 4 T. Sykes
- 2 C. Davies
- 1 M. Melandri

ALL TIMES

- | | | | |
|---------------|----------------|------------------|-------------------|
| 43 T. Corser | 6 J. Kocinski | 2 A. Yanagawa | 1 R. Burnett |
| 42 T. Sykes | 6 C. Crutchlow | 2 M. Lucchinelli | 1 J. Reynolds |
| 26 T. Bayliss | 5 D. Giugliano | 2 B. Bostrom | 1 S. Hislop |
| 21 C. Fogarty | 5 M. Biaggi | 2 B. Monti | 1 M. Mladin |
| 17 D. Polen | 5 C. Davies | 2 M. Campbell | 1 R. Xaus |
| 16 N. Hodgson | 4 F. Merkel | 2 Y. Nagai | 1 M. Tamada |
| 15 C. Edwards | 4 J. Toseland | 2 M. Neukirchner | 1 L. Lanzi |
| 14 J. Rea | 4 S. Guintoli | 2 L. Baz | 1 M. Fabrizio |
| 11 B. Spies | 3 S. Mertens | 2 E. Laverty | 1 A. Badovini |
| 10 P. Chili | 3 R. Phillis | 2 M. Melandri | 1 F. Nieto |
| 10 C. Checa | 3 S. Martin | 1 M. Doohan | 1 T. Hill |
| 9 R. Roche | 3 C. Vermeulen | 1 D. Chandler | 1 J. Hopkins |
| 8 G. Falappa | 3 Y. Kagayama | 1 P. Goddard | 1 M. van der Mark |
| 8 S. Russell | 3 L. Haslam | 1 M. Dowson | 1 I. Jaitovich |
| 8 A. Slight | 3 J. Smrz | 1 A. Vieira | |
| 7 N. Haga | 2 A. Gobert | 1 T. Kipp | |
| 7 R. Laconi | 2 D. Tardozi | 1 S. Crafar | |

03/11/2017

These data/results cannot be reproduced, stored and/or transmitted in whole or in part by any manner of electronic, mechanical, photocopying, recording, broadcasting or otherwise now known or herein after developed without the previous express consent by the copyright owner, except for reproduction in daily press and regular printed publications on sale to the public within 60 days of the event related to those data/results and always provided that copyright symbol appears together as follows below.

© DORNA WSBK ORGANIZATION Srl 2017

FICR PERUGIA TIMING



Official Tyre Supplier



Official Timekeeper