

## Qatar Round, 2-3-4 November 2017

### World Superbike - Results Warm Up

Losail International Circuit 5.380 m

1 / 2

No.	Rider	Nat	Team	Bike	Time	Gap	Rel.	Laps	Speed	
									Avg	Max
1	1 J. REA	GBR	Kawasaki Racing Team	Kawasaki ZX-10RR	<b>1'57.554</b>			6	164,758	<b>313,0</b>
2	7 C. DAVIES	GBR	Aruba.it Racing - Ducati	Ducati Panigale R	<b>1'57.869</b>	0.315	0.315	5	164,318	<b>311,2</b>
3	22 A. LOWES	GBR	Pata Yamaha Official WorldSBK Team	Yamaha YZF R1	<b>1'58.158</b>	0.604	0.289	7	163,916	<b>311,2</b>
4	12 X. FORÉS	ESP	BARNI Racing Team	Ducati Panigale R	<b>1'58.220</b>	0.666	0.062	8	163,830	<b>313,0</b>
5	66 T. SYKES	GBR	Kawasaki Racing Team	Kawasaki ZX-10RR	<b>1'58.299</b>	0.745	0.079	8	163,721	<b>306,8</b>
6	60 M. VAN DER MARK	NED	Pata Yamaha Official WorldSBK Team	Yamaha YZF R1	<b>1'58.530</b>	0.976	0.231	8	163,402	<b>318,6</b>
7	32 L. SAVADORI	ITA	Milwaukee Aprilia	Aprilia RSV4 RF	<b>1'58.977</b>	1.423	0.447	7	162,788	<b>313,0</b>
8	81 J. TORRES	ESP	Althea BMW Racing Team	BMW S 1000 RR	<b>1'58.977</b>	1.423	0.000	8	162,788	<b>314,0</b>
9	50 E. LAVERTY	IRL	Milwaukee Aprilia	Aprilia RSV4 RF	<b>1'59.007</b>	1.453	0.030	7	162,747	<b>316,7</b>
10	33 M. MELANDRI	ITA	Aruba.it Racing - Ducati	Ducati Panigale R	<b>1'59.152</b>	1.598	0.145	7	162,549	<b>314,9</b>
11	45 J. GAGNE	USA	Red Bull Honda World Superbike Team	Honda CBR1000RR	<b>1'59.222</b>	1.668	0.070	8	162,453	<b>312,1</b>
12	2 L. CAMIER	GBR	MV Agusta Reparto Corse	MV Agusta 1000 F4	<b>1'59.223</b>	1.669	0.001	5	162,452	<b>301,7</b>
13	35 R. DE ROSA	ITA	Althea BMW Racing Team	BMW S 1000 RR	<b>1'59.337</b>	1.783	0.114	8	162,297	<b>314,0</b>
14	40 R. RAMOS	ESP	Team Kawasaki Go Eleven	Kawasaki ZX-10RR	<b>1'59.665</b>	2.111	0.328	8	161,852	<b>306,8</b>
15	121 A. ANDREOZZI	ITA	Guandalini Racing	Yamaha YZF R1	<b>1'59.999</b>	2.445	0.334	7	161,401	<b>300,0</b>
16	11 J. GUARNONI	FRA	Pedercini Racing SC-Project	Kawasaki ZX-10RR	<b>2'00.113</b>	2.559	0.114	8	161,248	<b>309,5</b>
17	05 S. GUINTOLI	FRA	Kawasaki Puccetti Racing	Kawasaki ZX-10RR	<b>2'00.162</b>	2.608	0.049	6	161,182	<b>309,5</b>
18	34 D. GIUGLIANO	ITA	Red Bull Honda World Superbike Team	Honda CBR1000RR	<b>2'00.666</b>	3.112	0.504	7	160,509	<b>308,6</b>
19	37 O. JEZEK	CZE	Grillini Racing Team	Kawasaki ZX-10RR	<b>2'00.720</b>	3.166	0.054	8	160,437	<b>301,7</b>
20	44 R. ROLFO	ITA	Grillini Racing Team	Kawasaki ZX-10RR	<b>2'00.830</b>	3.276	0.110	8	160,291	<b>305,9</b>

AIR	Humidity:	53%	Temp:	30°C
TRACK	Condition:	Dry	Temp:	31°C

Records	Pole (SP2)	2017	J.Rea	1'56.228	166,640	Km/h
	Race (RC2)	2016	J.Rea	1'56.974	165,580	Km/h
	Circuit (SP2)	2017	J.Rea	1'56.228	166,640	Km/h

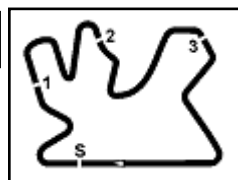
Start  
04/11/2017 17.30

End  
17:48

The results are provisional until the end of the time limit for protests and appeals and the completion of the technical checks.

These data/results cannot be reproduced, stored and/or transmitted in whole or in part by any manner of electronic, mechanical, photocopying, recording, broadcasting or otherwise now known or herein after developed without the previous express consent by the copyright owner, except for reproduction in daily press and regular printed publications on sale to the public within 60 days of the event related to those data/results and always provided that copyright symbol appears together as follows below.

© DORNA WSBK ORGANIZATION Srl 2017



**Qatar Round, 2-3-4 November 2017**

**World Superbike - Results Warm Up**

Losail International Circuit 5.380 m

2 / 2

### Session Highlights

Local Time	No. Rider	Description
17.30.00		Start
17.30.02		WorldSBK Pit Intervention Time: 56secs
17.34.37	32 L. SAVADORI	On the Gravel - Re-Joined - Turn 1
17.35.22	44 R. ROLFO	On the Gravel - Re-Joined - Turn 1
17.35.39	32 L. SAVADORI	On the Gravel - Re-Joined - Turn 6
17.38.49	45 J. GAGNE	On the Gravel - Re-Joined - Turn 1
17.41.32	33 M. MELANDRI	On the Gravel - Re-Joined - Turn 6
17.43.18	11 J. GUARNONI	On the Gravel - Re-Joined - Turn 1
17.45.28	37 O. JEZEK	On the Gravel - Re-Joined - Turn 1
17.47.12	32 L. SAVADORI	Technical Problem
17.48.01		End Of Session

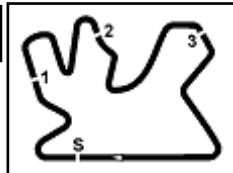
### Fastest Laps Sequence

No. Rider	Nat	Team	Bike	Local Time	Time	Gap	Avg
1 J. REA	GBR	Kawasaki Racing Team	Kawasaki ZX-10RR	17:34'06.318	<b>1'57.554</b>		164,758

Start 17:30 End 17:48 The results are provisional until the end of the time limit for protests and appeals and the completion of the technical checks.

These data/results cannot be reproduced, stored and/or transmitted in whole or in part by any manner of electronic, mechanical, photocopying, recording, broadcasting or otherwise now known or herein after developed without the previous express consent by the copyright owner, except for reproduction in daily press and regular printed publications on sale to the public within 60 days of the event related to those data/results and always provided that copyright symbol appears together as follows below.

© DORNA WSBK ORGANIZATION Srl 2017



## Qatar Round, 2-3-4 November 2017 World Superbike - Best Sector & Speed Warm Up

Losail International Circuit 5.380 m

BEST LAP			
1	1 J. REA	Kawasaki ZX-10RR	1'57.554
2	7 C. DAVIES	Ducati Panigale R	1'57.869
3	22 A. LOWES	Yamaha YZF R1	1'58.158
4	12 X. FORÉS	Ducati Panigale R	1'58.220
5	66 T. SYKES	Kawasaki ZX-10RR	1'58.299
6	60 M. VAN DER MARK	Yamaha YZF R1	1'58.530
7	32 L. SAVADORI	Aprilia RSV4 RF	1'58.977
8	81 J. TORRES	BMW S 1000 RR	1'58.977
9	50 E. LAVERTY	Aprilia RSV4 RF	1'59.007
10	33 M. MELANDRI	Ducati Panigale R	1'59.152
11	45 J. GAGNE	Honda CBR1000RR	1'59.222
12	2 L. CAMIER	MV Agusta 1000 F4	1'59.223
13	35 R. DE ROSA	BMW S 1000 RR	1'59.337
14	40 R. RAMOS	Kawasaki ZX-10RR	1'59.665
15	121 A. ANDREOZZI	Yamaha YZF R1	1'59.999
16	11 J. GUARNONI	Kawasaki ZX-10RR	2'00.113
17	05 S. GUINTOLI	Kawasaki ZX-10RR	2'00.162
18	34 D. GIUGLIANO	Honda CBR1000RR	2'00.666
19	37 O. JEZEK	Kawasaki ZX-10RR	2'00.720
20	44 R. ROLFO	Kawasaki ZX-10RR	2'00.830

SPEED			
1	60 M. VAN DER MARK	Yamaha YZF R1	318,6
2	50 E. LAVERTY	Aprilia RSV4 RF	316,7
3	33 M. MELANDRI	Ducati Panigale R	314,9
4	81 J. TORRES	BMW S 1000 RR	314,0
5	35 R. DE ROSA	BMW S 1000 RR	314,0
6	12 X. FORÉS	Ducati Panigale R	313,0
7	32 L. SAVADORI	Aprilia RSV4 RF	313,0
8	1 J. REA	Kawasaki ZX-10RR	313,0
9	45 J. GAGNE	Honda CBR1000RR	312,1
10	7 C. DAVIES	Ducati Panigale R	311,2
11	22 A. LOWES	Yamaha YZF R1	311,2
12	11 J. GUARNONI	Kawasaki ZX-10RR	309,5
13	05 S. GUINTOLI	Kawasaki ZX-10RR	309,5
14	34 D. GIUGLIANO	Honda CBR1000RR	308,6
15	40 R. RAMOS	Kawasaki ZX-10RR	306,8
16	66 T. SYKES	Kawasaki ZX-10RR	306,8
17	44 R. ROLFO	Kawasaki ZX-10RR	305,9
18	37 O. JEZEK	Kawasaki ZX-10RR	301,7
19	2 L. CAMIER	MV Agusta 1000 F4	301,7
20	121 A. ANDREOZZI	Yamaha YZF R1	300,0

SEG. 1			SEG. 2			SEG. 3			SEG. 4		
1	1 J. REA	25.572	1	1 J. REA	30.321	1	1 J. REA	28.912	1	12 X. FORÉS	32.620
2	7 C. DAVIES	25.592	2	7 C. DAVIES	30.493	2	66 T. SYKES	28.932	2	22 A. LOWES	32.677
3	60 M. VAN DER MARK	25.670	3	22 A. LOWES	30.571	3	12 X. FORÉS	28.980	3	1 J. REA	32.718
4	22 A. LOWES	25.686	4	12 X. FORÉS	30.662	4	22 A. LOWES	28.991	4	7 C. DAVIES	32.753
5	66 T. SYKES	25.702	5	66 T. SYKES	30.681	5	7 C. DAVIES	29.031	5	50 E. LAVERTY	32.795
6	12 X. FORÉS	25.723	6	60 M. VAN DER MARK	30.801	6	60 M. VAN DER MARK	29.039	6	33 M. MELANDRI	32.796
7	2 L. CAMIER	25.799	7	33 M. MELANDRI	30.865	7	32 L. SAVADORI	29.047	7	60 M. VAN DER MARK	32.828
8	50 E. LAVERTY	25.827	8	35 R. DE ROSA	30.866	8	50 E. LAVERTY	29.123	8	32 L. SAVADORI	32.848
9	81 J. TORRES	25.844	9	40 R. RAMOS	30.873	9	81 J. TORRES	29.173	9	66 T. SYKES	32.863
10	32 L. SAVADORI	25.890	10	50 E. LAVERTY	30.931	10	2 L. CAMIER	29.218	10	45 J. GAGNE	32.887
11	33 M. MELANDRI	25.915	11	81 J. TORRES	30.931	11	45 J. GAGNE	29.252	11	81 J. TORRES	33.005
12	40 R. RAMOS	26.039	12	2 L. CAMIER	30.934	12	33 M. MELANDRI	29.254	12	35 R. DE ROSA	33.007
13	35 R. DE ROSA	26.060	13	32 L. SAVADORI	30.937	13	35 R. DE ROSA	29.256	13	40 R. RAMOS	33.108
14	45 J. GAGNE	26.064	14	11 J. GUARNONI	30.991	14	11 J. GUARNONI	29.329	14	2 L. CAMIER	33.118
15	11 J. GUARNONI	26.111	15	45 J. GAGNE	30.993	15	121 A. ANDREOZZI	29.405	15	05 S. GUINTOLI	33.149
16	121 A. ANDREOZZI	26.145	16	05 S. GUINTOLI	31.032	16	05 S. GUINTOLI	29.449	16	121 A. ANDREOZZI	33.203
17	05 S. GUINTOLI	26.174	17	121 A. ANDREOZZI	31.077	17	40 R. RAMOS	29.451	17	11 J. GUARNONI	33.377
18	34 D. GIUGLIANO	26.286	18	37 O. JEZEK	31.123	18	34 D. GIUGLIANO	29.459	18	34 D. GIUGLIANO	33.454
19	44 R. ROLFO	26.308	19	34 D. GIUGLIANO	31.142	19	44 R. ROLFO	29.518	19	37 O. JEZEK	33.488
20	37 O. JEZEK	26.309	20	44 R. ROLFO	31.310	20	37 O. JEZEK	29.565	20	44 R. ROLFO	33.518

04/11/2017

These data/results cannot be reproduced, stored and/or transmitted in whole or in part by any manner of electronic, mechanical, photocopying, recording, broadcasting or otherwise now known or herein after developed without the previous express consent by the copyright owner, except for reproduction in daily press and regular printed publications on sale to the public within 60 days of the event related to those data/results and always provided that copyright symbol appears together as follows below.

© DORNA WSBK ORGANIZATION Srl 2017

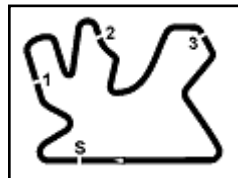
FICR PERUGIA TIMING



Official Tyre Supplier



Official Timekeeper



## Qatar Round, 2-3-4 November 2017

### World Superbike - Ideal Times Warm Up

Losail International Circuit 5.380 m

Rider No.	Nat	Bike	Seg. 1 Diff. 1	Seg. 2 Diff. 2	Seg. 3 Diff. 3	Seg. 4 Diff. 4	Ideal Time			
							Best Lap	Pos.	Diff.	
1	1 J. REA	GBR	Kawasaki ZX-10RR	<b>25.572</b>	<b>30.321</b>	<b>28.912</b>	32.718 0.031	<b>1'57.523</b> 1'57.554	1	0.031
2	7 C. DAVIES	GBR	Ducati Panigale R	25.592	30.493	29.031	32.753	<b>1'57.869</b> 1'57.869	2	
3	22 A. LOWES	GBR	Yamaha YZF R1	25.686	30.571	28.991	32.677 0.233	<b>1'57.925</b> 1'58.158	3	0.233
4	12 X. FORÉS	ESP	Ducati Panigale R	25.723 0.090	30.662 0.145	28.980	<b>32.620</b>	<b>1'57.985</b> 1'58.220	4	0.235
5	66 T. SYKES	GBR	Kawasaki ZX-10RR	25.702 0.121	30.681	28.932	32.863	<b>1'58.178</b> 1'58.299	5	0.121
6	60 M. VAN DER MARK	NED	Yamaha YZF R1	25.670	30.801 0.015	29.039 0.104	32.828 0.073	<b>1'58.338</b> 1'58.530	6	0.192
7	50 E. LAVERTY	IRL	Aprilia RSV4 RF	25.827 0.222	30.931	29.123 0.109	32.795	<b>1'58.676</b> 1'59.007	9	0.331
8	32 L. SAVADORI	ITA	Aprilia RSV4 RF	25.890 0.150	30.937	29.047	32.848 0.105	<b>1'58.722</b> 1'58.977	7	0.255
9	33 M. MELANDRI	ITA	Ducati Panigale R	25.915 0.266	30.865 0.042	29.254	32.796 0.014	<b>1'58.830</b> 1'59.152	10	0.322
10	81 J. TORRES	ESP	BMW S 1000 RR	25.844	30.931	29.173 0.024	33.005	<b>1'58.953</b> 1'58.977	8	0.024
11	2 L. CAMIER	GBR	MV Agusta 1000 F4	25.799 0.075	30.934 0.007	29.218 0.004	33.118 0.068	<b>1'59.069</b> 1'59.223	12	0.154
12	35 R. DE ROSA	ITA	BMW S 1000 RR	26.060	30.866 0.008	29.256	33.007 0.140	<b>1'59.189</b> 1'59.337	13	0.148
13	45 J. GAGNE	USA	Honda CBR1000RR	26.064	30.993	29.252	32.887 0.026	<b>1'59.196</b> 1'59.222	11	0.026
14	40 R. RAMOS	ESP	Kawasaki ZX-10RR	26.039	30.873 0.148	29.451 0.031	33.108 0.015	<b>1'59.471</b> 1'59.665	14	0.194
15	05 S. GUINTOLI	FRA	Kawasaki ZX-10RR	26.174 0.271	31.032	29.449	33.149 0.087	<b>1'59.804</b> 2'00.162	17	0.358
16	11 J. GUARNONI	FRA	Kawasaki ZX-10RR	26.111 0.106	30.991 0.112	29.329 0.077	33.377 0.010	<b>1'59.808</b> 2'00.113	16	0.305
17	121 A. ANDREOZZI	ITA	Yamaha YZF R1	26.145	31.077	29.405 0.080	33.203 0.089	<b>1'59.830</b> 1'59.999	15	0.169
18	34 D. GIUGLIANO	ITA	Honda CBR1000RR	26.286	31.142 0.082	29.459 0.141	33.454 0.102	<b>2'00.341</b> 2'00.666	18	0.325
19	37 O. JEZEK	CZE	Kawasaki ZX-10RR	26.309	31.123 0.027	29.565 0.106	33.488 0.102	<b>2'00.485</b> 2'00.720	19	0.235
20	44 R. ROLFO	ITA	Kawasaki ZX-10RR	26.308 0.162	31.310	29.518	33.518 0.014	<b>2'00.654</b> 2'00.830	20	0.176
<b>Overall Ideal Time</b>				25.572	30.321	28.912	32.620	<b>1'57.425</b>		

04/11/2017

These data/results cannot be reproduced, stored and/or transmitted in whole or in part by any manner of electronic, mechanical, photocopying, recording, broadcasting or otherwise now known or herein after developed without the previous express consent by the copyright owner, except for reproduction in daily press and regular printed publications on sale to the public within 60 days of the event related to those data/results and always provided that copyright symbol appears together as follows below.

© DORNA WSBK ORGANIZATION Srl 2017

FKR PERUGIA TIMING

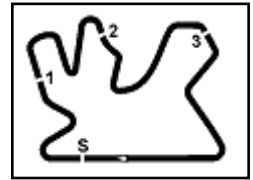


Official Tyre Supplier



Official Timekeeper





## Qatar Round, 2-3-4 November 2017 World Superbike - Chronological Analysis Warm Up

Losail International Circuit 5.380 m

2 / 2

4	25.895	<b>30.934</b>	<b>29.218</b>	33.182	1'59.229	300,8	17:43'23.528
5	25.874	30.941	29.222	33.186	<b>1'59.223</b>	<b>301,7</b>	17:45'22.751

3	<b>26.286</b>	31.224	29.600	33.556	<b>2'00.666</b>	304,2	17:36'13.872
4	31.122	34.780	36.173	37.145	2'19.220	303,4	17:38'33.092
5	26.477	31.346	29.716	33.454	2'00.993	<b>308,6</b>	17:40'34.085
6	30.297	34.052	29.985	33.524	2'07.858	307,7	17:42'41.943
7	26.330	31.278	29.768	33.675	2'01.051	305,1	17:44'42.994

### 13° 35 R. DE ROSA (1'59.337)

Lap	Seg.1	Seg.2	Seg.3	Seg.4	Lap Time	km/h	Local Time
							17:30'05.853
1	34.047	32.362	29.809	33.504	2'09.722P		17:32'15.575
2	<b>26.060</b>	30.874	<b>29.256</b>	33.147	<b>1'59.337</b>	313,0	17:34'14.912
3	26.150	<b>30.866</b>	29.368	33.007	1'59.391	311,2	17:36'14.303
4	26.280	31.060	29.471	33.198	2'00.009	313,0	17:38'14.312
5	28.240	31.780	29.705	33.321	2'03.046	308,6	17:40'17.358
6	26.084	30.984	29.369	33.026	1'59.463	312,1	17:42'16.821
7	26.156	31.046	29.406	33.054	1'59.662	<b>314,0</b>	17:44'16.483
8	27.006	33.874	31.519	33.990	2'06.389	311,2	17:46'22.872

### 19° 37 O. JEZEK (2'00.720)

Lap	Seg.1	Seg.2	Seg.3	Seg.4	Lap Time	km/h	Local Time
							17:29'58.555
1	38.233	32.822	30.324	34.112	2'15.491P	147,7	17:32'14.046
2	26.508	<b>31.123</b>	29.656	33.677	2'00.964	296,7	17:34'15.010
3	26.642	31.233	<b>29.565</b>	33.780	2'01.220	298,3	17:36'16.230
4	26.372	31.218	29.945	33.550	2'01.085	<b>301,7</b>	17:38'17.315
5	<b>26.309</b>	31.150	29.671	33.590	<b>2'00.720</b>	300,8	17:40'18.035
6	26.323	31.142	29.851	33.488	2'00.804	298,3	17:42'18.839
7	26.517	31.164	29.667	33.577	2'00.925	295,1	17:44'19.764
8	38.243	34.014	36.470	34.192	2'22.919	296,7	17:46'42.683

### 14° 40 R. RAMOS (1'59.665)

Lap	Seg.1	Seg.2	Seg.3	Seg.4	Lap Time	km/h	Local Time
							17:30'06.201
1	34.111	32.891	29.851	33.487	2'10.340P	147,9	17:32'16.541
2	26.649	31.050	29.454	33.184	2'00.337	305,1	17:34'16.878
3	26.082	31.024	29.466	33.108	1'59.680	<b>306,8</b>	17:36'16.558
4	26.081	31.372	29.497	33.207	2'00.157	<b>306,8</b>	17:38'16.715
5	<b>26.039</b>	31.021	29.482	33.123	<b>1'59.665</b>	301,7	17:40'16.380
6	26.146	<b>30.873</b>	<b>29.451</b>	33.378	1'59.848	300,0	17:42'16.228
7	26.249	30.938	29.453	33.154	1'59.794	301,7	17:44'16.022
8	27.490	34.027	30.857	33.279	2'05.653	297,5	17:46'21.675

### 20° 44 R. ROLFO (2'00.830)

Lap	Seg.1	Seg.2	Seg.3	Seg.4	Lap Time	km/h	Local Time
							17:29'59.499
1	40.179	33.386	30.580	33.527	2'17.672P		17:32'17.171
2	26.470	<b>31.310</b>	<b>29.518</b>	33.532	<b>2'00.830</b>	<b>305,9</b>	17:34'18.001
3	30.753	37.124	29.731	33.518	2'11.126	304,2	17:36'29.127
4	26.471	31.600	29.769	33.895	2'01.735	300,0	17:38'30.862
5	26.465	31.595	30.526	33.628	2'02.214	297,5	17:40'33.076
6	<b>26.308</b>	31.602	29.819	33.857	2'01.586	299,2	17:42'34.662
7	26.531	31.732	29.988	33.779	2'02.030	296,7	17:44'36.692
8	26.620	31.780	29.835	33.783	2'02.018	295,1	17:46'38.710

### 15° 121 A. ANDREOZZI (1'59.999)

Lap	Seg.1	Seg.2	Seg.3	Seg.4	Lap Time	km/h	Local Time
							17:30'06.144
1	36.583	35.413	31.808	34.200	2'18.004P		17:32'24.148
2	26.556	31.343	30.092	33.538	2'01.529	295,9	17:34'25.677
3	26.626	31.145	29.493	33.492	2'00.756	296,7	17:36'26.433
4	26.328	31.079	29.809	33.203	2'00.419	295,9	17:38'26.852
5	26.204	31.155	<b>29.405</b>	33.286	2'00.050	<b>300,0</b>	17:40'26.902
6	<b>26.145</b>	<b>31.077</b>	29.485	33.292	<b>1'59.999</b>	298,3	17:42'26.901
7	26.202	31.141	29.867	33.423	2'00.633	296,7	17:44'27.534

### 16° 11 J. GUARNONI (2'00.113)

Lap	Seg.1	Seg.2	Seg.3	Seg.4	Lap Time	km/h	Local Time
							17:30'20.202
1	32.743	32.324	29.971	35.520	2'10.558P	163,1	17:32'30.760
2	<b>26.111</b>	<b>30.991</b>	<b>29.329</b>	36.059	2'02.490	<b>309,5</b>	17:34'33.250
3	26.446	31.449	29.611	33.421	2'00.927	305,9	17:36'34.177
4	26.485	31.117	29.545	33.458	2'00.605	302,5	17:38'34.782
5	27.817	34.360	31.734	39.425	2'13.336	304,2	17:40'48.118
6	26.254	31.274	29.491	33.409	2'00.428	307,7	17:42'48.546
7	33.505	32.110	31.096	33.377	2'10.088	303,4	17:44'58.634
8	26.217	31.103	29.406	33.387	<b>2'00.113</b>	300,0	17:46'58.747

### 17° 05 S. GUINTOLI (2'00.162)

Lap	Seg.1	Seg.2	Seg.3	Seg.4	Lap Time	km/h	Local Time
							17:30'14.443
1	33.958	33.448	30.535	33.851	2'11.792P	153,8	17:32'26.235
2	26.390	31.126	29.837	33.449	2'00.802	305,1	17:34'27.037
3	26.445	<b>31.032</b>	<b>29.449</b>	33.236	<b>2'00.162</b>	305,9	17:36'27.199
4	26.284	31.131	29.603	33.149	2'00.167	305,1	17:38'27.366
5	26.259	31.119	29.641	33.205	2'00.224	<b>309,5</b>	17:40'27.590
6	26.203	31.071	29.680	33.285	2'00.239	305,9	17:42'27.829

### 18° 34 D. GIUGLIANO (2'00.666)

Lap	Seg.1	Seg.2	Seg.3	Seg.4	Lap Time	km/h	Local Time
							17:29'59.802
1	37.328	31.981	29.594	33.655	2'12.558P	149,8	17:32'12.360
2	26.712	<b>31.142</b>	<b>29.459</b>	33.533	2'00.846	307,7	17:34'13.206

04/11/2017 P = Pits In/Out - C = Lap-Time Cancelled


These data/results cannot be reproduced, stored and/or transmitted in whole or in part by any manner of electronic, mechanical, photocopying, recording, broadcasting or otherwise now known or herein after developed without the previous express consent by the copyright owner, except for reproduction in daily press and regular printed publications on sale to the public within 60 days of the event related to those data/results and always provided that copyright symbol appears together as follows below.

© DORNA WSBK ORGANIZATION Srl 2017

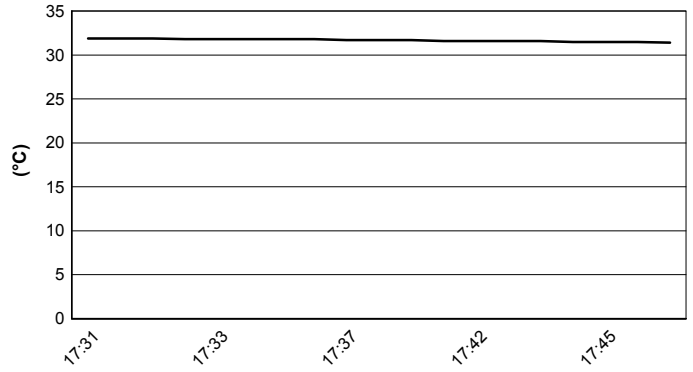
**Qatar Round, 2-3-4 November 2017**  
**World Superbike - Weather Report Warm Up**  
Session started 17:30 - Session ended 17:48

Losail International Circuit 5.380 m


### Air Temperature




### Track Temperature



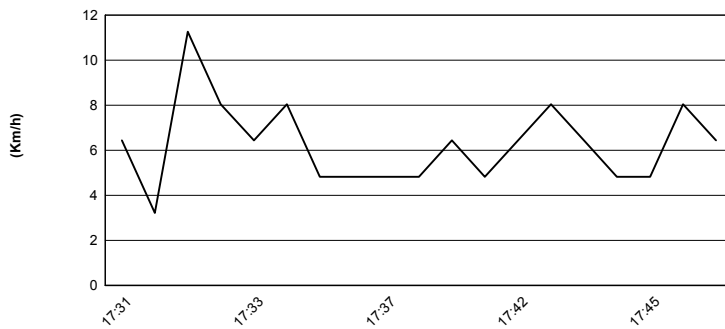
### Air Pressure



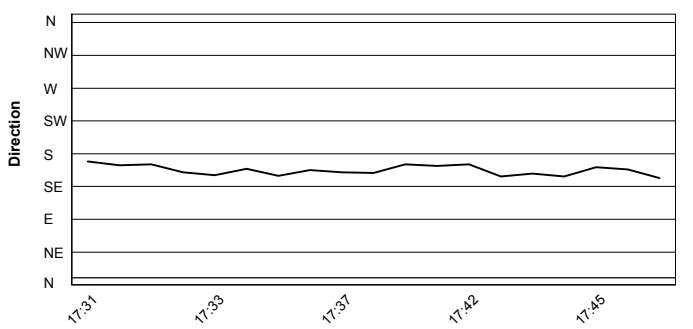
### Humidity



### Wind Speed



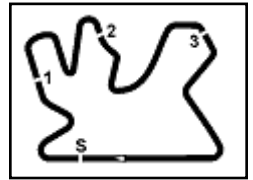
### Wind Direction



04/11/2017

These data/results cannot be reproduced, stored and/or transmitted in whole or in part by any manner of electronic, mechanical, photocopying, recording, broadcasting or otherwise now known or herein after developed without the previous express consent by the copyright owner, except for reproduction in daily press and regular printed publications on sale to the public within 60 days of the event related to those data/results and always provided that copyright symbol appears together as follows below.

© DORNA WSBK ORGANIZATION Srl 2017



Losail International Circuit 5.380 m

## Qatar Round, 2-3-4 November 2017

### World Superbike - Starting Grid - Race 2

17 Laps x 5,380 km = 91,460 km



1	1 <b>50</b> LAVERTY E. Aprilia	2 <b>32</b> SAVADORI L. Aprilia	3 <b>66</b> SYKES T. Kawasaki
2	4 <b>81</b> TORRES J. BMW	5 <b>05</b> GUINTOLI S. Kawasaki	6 <b>2</b> CAMIER L. MV Agusta
3	7 <b>33</b> MELANDRI M. Ducati	8 <b>7</b> DAVIES C. Ducati	9 <b>1</b> REA J. Kawasaki
4	10 <b>22</b> LOWES A. Yamaha	11 <b>12</b> FORÉS X. Ducati	12 <b>60</b> VAN DER MARK M. Yamaha
5	13 <b>35</b> DE ROSA R. BMW	14 <b>121</b> ANDREOZZI A. Yamaha	15 <b>40</b> RAMOS R. Kawasaki
6	16 <b>11</b> GUARNONI J. Kawasaki	17 <b>45</b> GAGNE J. Honda	18 <b>37</b> JEZEK O. Kawasaki
7	19 <b>44</b> ROLFO R. Kawasaki		

N.34 (Giugliano D.) will not take part in the race. Declared unfit before Race 2

\* = Penalized

04/11/2017 Jury President .....

..... Race Director

These data/results cannot be reproduced, stored and/or transmitted in whole or in part by any manner of electronic, mechanical, photocopying, recording, broadcasting or otherwise now known or herein after developed without the previous express consent by the copyright owner, except for reproduction in daily press and regular printed publications on sale to the public within 60 days of the event related to those data/results and always provided that copyright symbol appears together as follows below.

© DORNA WSBK ORGANIZATION Srl 2017

FKR PERUGIA TIMING



Official Tyre Supplier



Official Timekeeper