

Qatar Round, 2-3-4 November 2017

World Supersport - Results Race

Laps 15 = 80,700 Km - Time of Race 30'39.805 - Avg. 157,908 km/h

Pos	Race	Grid	No. Rider	Nat	Team	Bike	LL	Gap	Fastest Lap	Speed	Qualifying		Ranking		
											Time	Speed	R	Tot	Pos
1	1	144	L. MAHIAS	FRA	GRT Yamaha Official WorldSSP Team	Yamaha YZF R6	15		2'01.918	276,9	2'00.738	271,4	25	190	1
2	2	16	J. CLUZEL	FRA	CIA Landlord Insurance Honda	Honda CBR600RR	15	0.023	2'01.877	276,9	2'01.284	271,4	20	155	3
3	4	1	K. SOFUOGLU	TUR	Kawasaki Puccetti Racing	Kawasaki ZX-6R	15	3.788	2'01.832	274,8	2'01.522	274,1	16	161	2
4	7	64	F. CARICASULO	ITA	GRT Yamaha Official WorldSSP Team	Yamaha YZF R6	15	3.845	2'01.985	281,3	2'01.780	269,3	13	118	5
5	12	13	A. WEST	AUS	Kawasaki Puccetti Racing	Kawasaki ZX-6R	15	7.946	2'01.952	276,2	2'02.081	268,7	11	73	8
6	3	66	N. TUULI	FIN	Kallio Racing	Yamaha YZF R6	15	8.112	2'02.377	277,6	2'01.392	266,7	10	82	7
7	6	32	S. MORAIS	RSA	Kallio Racing	Yamaha YZF R6	15	8.336	2'02.380	274,1	2'01.708	273,4	9	141	4
8	8	81	L. STAPLEFORD	GBR	Profile Racing	Triumph Daytona 675	15	10.435	2'02.258	275,5	2'01.950	265,4	8	55	10
9	13	4	G. REA	GBR	Team Kawasaki Go Eleven	Kawasaki ZX-6R	15	10.551	2'02.435	273,4	2'02.355	273,4	7	31	17
10	9	111	K. SMITH	GBR	GEMAR Team Lorini	Honda CBR600RR	15	13.349	2'02.187	279,1	2'01.954	266,7	6	57	9
11	15	87	L. ZANETTI	ITA	Team Factory Vamag	MV Agusta F3 675	15	16.215	2'02.304	274,8	2'02.544	276,9	5	33	16
12	11	11	C. GAMARINO	ITA	BARDAHL EVAN BROS. Honda Racing	Honda CBR600RR	15	25.611	2'03.150	273,4	2'02.006	266,0	4	50	11
13	16	25	A. BALDOLINI	ITA	Race Department ATK#25	Yamaha YZF R6	15	26.801	2'03.257	275,5	2'02.754	275,5	3	8	31
14	23	69	X. CARDELUS	AND	Race Department ATK#25	Yamaha YZF R6	15	30.242	2'03.663	273,4	2'03.225	268,0	2	5	36
15	20	35	S. HILL	GBR	Profile Racing	Triumph Daytona 675	15	32.684	2'03.230	276,2	2'02.942	272,7	1	1	38
16	14	71	C. BERGMAN	SWE	CIA Landlord Insurance Honda	Honda CBR600RR	15	37.256	2'03.142	264,7	2'02.397	268,0		16	24
17	26	10	N. CALERO	ESP	Orelac Racing VerdNatura	Kawasaki ZX-6R	15	46.892	2'03.896	270,7	2'13.310	264,1		10	28
18	24	83	L. EPIS	AUS	Response RE Racing	Kawasaki ZX-6R	15	1'06.687	2'05.085	264,7	2'03.576	260,9		10	29
19	19	63	Z. KHAIRUDDIN	MAS	Orelac Racing VerdNatura	Kawasaki ZX-6R	15	1'24.025	2'03.155	274,8	2'02.923	270,7		6	35
-----Not Classified-----															
RET	17	26	K. WATANABE	JPN	Team Kawasaki Go Eleven	Kawasaki ZX-6R	14	1 Lap	2'03.177	270,0	2'02.861	270,7		21	20
RET	21	78	H. OKUBO	JPN	CIA Landlord Insurance Honda	Honda CBR600RR	11	4 Laps	2'03.479	272,0	2'02.986	266,7		42	15
RET	5	99	P. JACOBSEN	USA	MV Agusta Reparto Corse	MV Agusta F3 675	7	8 Laps	2'02.399	273,4	2'01.526	267,3		108	6
RET	22	195	M. AL NAIMI	QAT	QMMF Racing	Kawasaki ZX-6R	4	11 Laps	2'03.039	276,2	2'03.190	270,0			
RET	25	48	G. SCARCELLA	AUS	GEMAR Team Lorini	Honda CBR600RR	4	11 Laps	2'04.520	268,7	2'04.240	265,4			
RET	18	112	S. AL SULAITI	QAT	QMMF Racing	Kawasaki ZX-6R	3	12 Laps	2'03.861	273,4	2'02.880	262,8			
RET	10	65	M. CANDUCCI	ITA	3570 Puccetti Racing FMI	Kawasaki ZX-6R	0				2'02.004	270,7		42	14

AIR	Humidity:	54%	Temp:	29°C
TRACK	Condition:	Dry	Temp:	29°C

Records	Pole (SP2)	2017	L.Mahias	2'00.738	160,41 Km/h
	Race (RC)	2014	J.Cluzel	2'01.999	158,76 Km/h
	Circuit (SP2)	2017	L.Mahias	2'00.738	160,41 Km/h
Race Fastest Lap	(New Record)	Lap 12	K.Sofuoglu	2'01.832	158,97 Km/h

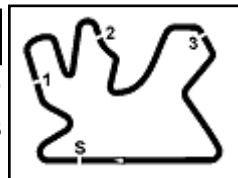
LAP LEADERS					
No. Rider	From	To	Laps	Total	
66 N. TUULI	1	1	1	1	
16 J. CLUZEL	2	2	1		
144 L. MAHIAS	3	11	9		
16 J. CLUZEL	12	12	1		
144 L. MAHIAS	13	13	1		
16 J. CLUZEL	14	14	1	3	
144 L. MAHIAS	15	15	1	11	

TOTAL LEADER LAPS					
No. Rider	Laps				
1 K. SOFUOGLU	66	111	K. SMITH		3
32 S. MORAIS	32	24	D. KRAISART		1
64 F. CARICASULO	26	25	A. BALDOLINI		1
16 J. CLUZEL	24	39	C. POLAMAI		1
144 L. MAHIAS	18	44	R. ROLFO		1
66 N. TUULI	14				
99 P. JACOBSEN	4				

Start 04/11/2017 19:31 End 20:03 The results are provisional until the end of the time limit for protests and appeals and the completion of the technical checks.

These data/results cannot be reproduced, stored and/or transmitted in whole or in part by any manner of electronic, mechanical, photocopying, recording, broadcasting or otherwise now known or herein after developed without the previous express consent by the copyright owner, except for reproduction in daily press and regular printed publications on sale to the public within 60 days of the event related to those data/results and always provided that copyright symbol appears together as follows below.

© DORNA WSBK ORGANIZATION Srl 2017



Qatar Round, 2-3-4 November 2017

World Supersport - Results Race

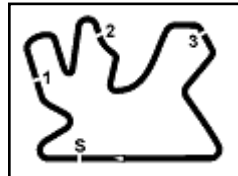
Race Highlights

Time	No. Rider	Description
19.28.03		Warm-up Lap Start
19.31.34		Start
19.32.33	65 Canducci	Crashed - Turn 6
19.32.34	71 Bergman	Crashed - Turn 6
19.32.43	71 Bergman	Re-joined
19.33.12	65 Canducci	Out
19.33.17		No Jump Start
19.39.26	112 Al Sulaiti	Technical Problem - Turn 9
19.40.22	112 Al Sulaiti	Out
19.41.02	195 Al Naimi	Technical Problem - Turn 6
19.41.12	195 Al Naimi	Re-joined
19.41.57	48 Scarcella	Crashed - Turn 14
19.42.30	48 Scarcella	Out
19.42.37	195 Al Naimi	Entered Pits
19.43.39	195 Al Naimi	Retired
19.46.56	63 Khairuddin	Crashed - Turn 6
19.47.14	63 Khairuddin	Re-joined
19.47.33	99 Jacobsen	Technical Problem - Turn 9
19.48.36	99 Jacobsen	Out
19.52.19		New Lap Record
19.55.05	78 Okubo	Technical Problem - Turn 3
19.56.25	78 Okubo	Out
20.01.32	26 Watanabe	Technical Problem - Turn 6
20.02.16		2017 FIM Supersport World Champion: L.Mahias
20.03.19		2017 World Supersport Pirelli Best Lap Award Winner: K.Sofuoglu
20.03.40		End Of Session

Start 19:31 End 20:03 The results are provisional until the end of the time limit for protests and appeals and the completion of the technical checks.

These data/results cannot be reproduced, stored and/or transmitted in whole or in part by any manner of electronic, mechanical, photocopying, recording, broadcasting or otherwise now known or herein after developed without the previous express consent by the copyright owner, except for reproduction in daily press and regular printed publications on sale to the public within 60 days of the event related to those data/results and always provided that copyright symbol appears together as follows below.

© DORNA WSBK ORGANIZATION Srl 2017



Qatar Round, 2-3-4 November 2017

World Supersport - Lap Chart Race

	Lap														
	1	2	3	4	5	6	7	8	9	10	11	12	13	14	15
1	66	16	144	144	144	144	144	144	144	144	144	16	144	16	144
2	144	66	66	66	64	64	64	16	16	16	16	144	16	144	16
3	16	144	64	64	16	16	16	64	64	64	64	64	64	64	1
4	32	64	16	16	66	66	32	32	1	1	1	1	1	1	64
5	64	32	32	32	32	32	66	66	32	32	66	66	13	13	13
6	99	99	99	99	99	99	1	1	66	111	32	32	66	66	66
7	111	111	111	111	111	1	111	111	111	66	13	13	32	32	32
8	4	1	1	1	1	111	99	4	13	13	111	111	81	81	81
9	1	81	81	81	81	81	81	13	4	81	81	81	4	4	4
10	81	4	4	4	4	4	81	81	4	4	4	111	111	111	111
11	11	11	87	87	13	13	13	87	87	87	87	87	87	87	87
12	13	87	13	13	87	87	87	11	11	11	11	11	11	11	11
13	87	13	11	11	11	11	11	25	25	25	25	25	25	25	25
14	25	25	25	25	25	25	25	26	26	26	26	26	26	26	69
15	26	63	63	26	63	63	63	78	78	78	78	69	69	69	35
16	78	78	26	63	26	26	26	35	35	35	69	35	35	35	71
17	63	69	78	78	78	78	78	69	69	69	35	71	71	71	10
18	69	26	35	35	35	35	35	10	10	71	71	10	10	10	83
19	112	35	195	195	69	69	69	71	71	10	10	83	83	83	63
20	35	112	69	69	10	10	10	83	83	83	83	63	63	63	
21	83	195	112	10	83	83	71	63	63	63	63				
22	10	48	10	48	71	71	83								
23	48	10	83	83											
24	195	83	48	71											
25	71	71	71												

Final Result		
1	144 L. MAHIAS	Laps 15
2	16 J. CLUZEL	0.023
3	1 K. SOFUOGLU	3.788
4	64 F. CARICASULO	3.845
5	13 A. WEST	7.946
6	66 N. TUULI	8.112
7	32 S. MORAIS	8.336
8	81 L. STAPLEFORD	10.435
9	4 G. REA	10.551
10	111 K. SMITH	13.349
11	87 L. ZANETTI	16.215
12	11 C. GAMARINO	25.611
13	25 A. BALDOLINI	26.801
14	69 X. CARDELUS	30.242
15	35 S. HILL	32.684
16	71 C. BERGMAN	37.256
17	10 N. CALERO	46.892
18	83 L. EPIS	1'06.687
19	63 Z. KHAIRUDDIN	1'24.025
RET	26 K. WATANABE	1 Lap
RET	78 H. OKUBO	4 Laps
RET	99 P. JACOBSEN	8 Laps
RET	195 M. AL NAIMI	11 Laps
RET	48 G. SCARCELLA	11 Laps
RET	112 S. AL SULAITI	12 Laps
RET	65 M. CANDUCCI	

04/11/2017

These data/results cannot be reproduced, stored and/or transmitted in whole or in part by any manner of electronic, mechanical, photocopying, recording, broadcasting or otherwise now known or herein after developed without the previous express consent by the copyright owner, except for reproduction in daily press and regular printed publications on sale to the public within 60 days of the event related to those data/results and always provided that copyright symbol appears together as follows below.

© DORNA WSBK ORGANIZATION Srl 2017

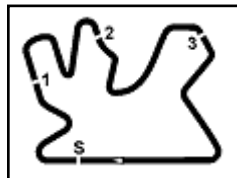
FCR PERUGIA TIMING



Official Tyre Supplier



Official Timekeeper



Qatar Round, 2-3-4 November 2017

World Supersport - Lap Chart Race

Lap 1

1	66 N.Tuuli (FIN)	
2	144 L.Mahias (FRA)	0.252
3	16 J.Cluzel (FRA)	0.264
4	32 S.Morais (RSA)	0.728
5	64 F.Caricasulo (ITA)	0.729
6	99 P.Jacobsen (USA)	1.319
7	111 K.Smith (GBR)	1.974
8	4 G.Rea (GBR)	2.063
9	1 K.Sofuoglu (TUR)	2.063
10	81 L.Stapleford (GBR)	2.073
11	11 C.Gamarino (ITA)	2.405
12	13 A.West (AUS)	2.872
13	87 L.Zanetti (ITA)	2.873
14	25 A.Baldolini (ITA)	3.583
15	26 K.Watanabe (JPN)	4.490
16	78 H.Okubo (JPN)	4.500
17	63 Z.Khairuddin (MAS)	4.588
18	69 X.Cardelus (AND)	4.968
19	112 S.AI Sulaiti (QAT)	5.074
20	35 S.Hill (GBR)	5.186
21	83 L.Epis (AUS)	6.314
22	10 N.Calero (ESP)	6.320
23	48 G.Scarcella (AUS)	6.396
24	195 M.AI Naimi (QAT)	6.422
25	71 C.Bergman (SWE)	19.861

Lap 2

1	16 J.Cluzel (FRA)	
2	66 N.Tuuli (FIN)	0.039
3	144 L.Mahias (FRA)	0.133
4	64 F.Caricasulo (ITA)	0.194
5	32 S.Morais (RSA)	0.549
6	99 P.Jacobsen (USA)	1.008
7	111 K.Smith (GBR)	1.455
8	1 K.Sofuoglu (TUR)	2.033
9	81 L.Stapleford (GBR)	2.270
10	4 G.Rea (GBR)	2.629
11	11 C.Gamarino (ITA)	3.030
12	87 L.Zanetti (ITA)	3.144
13	13 A.West (AUS)	3.449
14	25 A.Baldolini (ITA)	4.248
15	63 Z.Khairuddin (MAS)	5.426
16	78 H.Okubo (JPN)	5.715
17	69 X.Cardelus (AND)	5.936
18	26 K.Watanabe (JPN)	5.946
19	35 S.Hill (GBR)	6.341
20	112 S.AI Sulaiti (QAT)	7.119
21	195 M.AI Naimi (QAT)	7.163
22	48 G.Scarcella (AUS)	8.206
23	10 N.Calero (ESP)	9.852
24	83 L.Epis (AUS)	9.904
25	71 C.Bergman (SWE)	20.466

Lap 3

1	144 L.Mahias (FRA)	
2	66 N.Tuuli (FIN)	0.019
3	64 F.Caricasulo (ITA)	0.117
4	16 J.Cluzel (FRA)	0.300
5	32 S.Morais (RSA)	0.690
6	99 P.Jacobsen (USA)	1.086
7	111 K.Smith (GBR)	1.245
8	1 K.Sofuoglu (TUR)	2.066
9	81 L.Stapleford (GBR)	2.242
10	4 G.Rea (GBR)	2.718
11	87 L.Zanetti (ITA)	3.051
12	13 A.West (AUS)	3.491
13	11 C.Gamarino (ITA)	3.870
14	25 A.Baldolini (ITA)	5.108
15	63 Z.Khairuddin (MAS)	6.184
16	26 K.Watanabe (JPN)	6.726
17	78 H.Okubo (JPN)	7.364
18	35 S.Hill (GBR)	7.673
19	195 M.AI Naimi (QAT)	7.805

20	69 X.Cardelus (AND)	8.042
21	112 S.AI Sulaiti (QAT)	8.583
22	10 N.Calero (ESP)	11.351
23	83 L.Epis (AUS)	12.592
24	48 G.Scarcella (AUS)	13.015
25	71 C.Bergman (SWE)	21.838

Lap 4

1	144 L.Mahias (FRA)	
2	66 N.Tuuli (FIN)	0.193
3	64 F.Caricasulo (ITA)	0.240
4	16 J.Cluzel (FRA)	0.435
5	32 S.Morais (RSA)	0.779
6	99 P.Jacobsen (USA)	1.022
7	111 K.Smith (GBR)	1.205
8	1 K.Sofuoglu (TUR)	1.806
9	81 L.Stapleford (GBR)	2.029
10	4 G.Rea (GBR)	2.682
11	87 L.Zanetti (ITA)	2.984
12	13 A.West (AUS)	3.194
13	11 C.Gamarino (ITA)	4.549
14	25 A.Baldolini (ITA)	6.283
15	26 K.Watanabe (JPN)	7.734
16	63 Z.Khairuddin (MAS)	7.749
17	78 H.Okubo (JPN)	8.373
18	35 S.Hill (GBR)	8.921
19	195 M.AI Naimi (QAT)	9.208
20	69 X.Cardelus (AND)	9.234
21	10 N.Calero (ESP)	13.173
22	48 G.Scarcella (AUS)	15.647
23	83 L.Epis (AUS)	15.814
24	71 C.Bergman (SWE)	22.512

Lap 5

1	144 L.Mahias (FRA)	
2	64 F.Caricasulo (ITA)	0.160
3	16 J.Cluzel (FRA)	0.313
4	66 N.Tuuli (FIN)	0.659
5	32 S.Morais (RSA)	0.923
6	99 P.Jacobsen (USA)	1.218
7	111 K.Smith (GBR)	1.317
8	1 K.Sofuoglu (TUR)	1.740
9	81 L.Stapleford (GBR)	2.061
10	4 G.Rea (GBR)	3.094
11	13 A.West (AUS)	3.831
12	87 L.Zanetti (ITA)	3.950
13	11 C.Gamarino (ITA)	5.908
14	25 A.Baldolini (ITA)	7.744
15	63 Z.Khairuddin (MAS)	8.698
16	26 K.Watanabe (JPN)	9.299
17	78 H.Okubo (JPN)	9.616
18	35 S.Hill (GBR)	10.061
19	69 X.Cardelus (AND)	10.810
20	10 N.Calero (ESP)	15.594
21	83 L.Epis (AUS)	19.630
22	71 C.Bergman (SWE)	23.608

Lap 6

1	144 L.Mahias (FRA)	
2	64 F.Caricasulo (ITA)	0.350
3	16 J.Cluzel (FRA)	0.653
4	66 N.Tuuli (FIN)	1.403
5	32 S.Morais (RSA)	1.673
6	99 P.Jacobsen (USA)	2.382
7	1 K.Sofuoglu (TUR)	2.511
8	111 K.Smith (GBR)	2.609
9	81 L.Stapleford (GBR)	2.699
10	4 G.Rea (GBR)	3.809
11	13 A.West (AUS)	4.136
12	87 L.Zanetti (ITA)	4.805
13	11 C.Gamarino (ITA)	7.861
14	25 A.Baldolini (ITA)	9.553
15	63 Z.Khairuddin (MAS)	9.834
16	26 K.Watanabe (JPN)	10.999
17	78 H.Okubo (JPN)	11.158

18	35 S.Hill (GBR)	11.253
19	69 X.Cardelus (AND)	12.722
20	10 N.Calero (ESP)	18.559
21	83 L.Epis (AUS)	23.251
22	71 C.Bergman (SWE)	25.156

Lap 7

1	144 L.Mahias (FRA)	
2	64 F.Caricasulo (ITA)	0.170
3	16 J.Cluzel (FRA)	0.444
4	32 S.Morais (RSA)	1.875
5	66 N.Tuuli (FIN)	1.880
6	1 K.Sofuoglu (TUR)	2.585
7	111 K.Smith (GBR)	2.696
8	99 P.Jacobsen (USA)	3.185
9	81 L.Stapleford (GBR)	3.582
10	4 G.Rea (GBR)	4.116
11	13 A.West (AUS)	4.234
12	87 L.Zanetti (ITA)	5.382
13	11 C.Gamarino (ITA)	9.287
14	25 A.Baldolini (ITA)	10.859
15	63 Z.Khairuddin (MAS)	11.015
16	26 K.Watanabe (JPN)	12.103
17	78 H.Okubo (JPN)	12.520
18	35 S.Hill (GBR)	12.830
19	69 X.Cardelus (AND)	14.252
20	10 N.Calero (ESP)	20.758
21	71 C.Bergman (SWE)	26.235
22	83 L.Epis (AUS)	26.642

Lap 8

1	144 L.Mahias (FRA)	
2	16 J.Cluzel (FRA)	0.165
3	64 F.Caricasulo (ITA)	0.196
4	32 S.Morais (RSA)	2.117
5	66 N.Tuuli (FIN)	2.148
6	1 K.Sofuoglu (TUR)	2.396
7	111 K.Smith (GBR)	2.563
8	4 G.Rea (GBR)	4.810
9	13 A.West (AUS)	4.853
10	81 L.Stapleford (GBR)	4.886
11	87 L.Zanetti (ITA)	6.053
12	11 C.Gamarino (ITA)	10.995
13	25 A.Baldolini (ITA)	12.873
14	26 K.Watanabe (JPN)	13.693
15	78 H.Okubo (JPN)	13.791
16	35 S.Hill (GBR)	14.166
17	69 X.Cardelus (AND)	15.774
18	10 N.Calero (ESP)	24.197
19	71 C.Bergman (SWE)	27.633
20	83 L.Epis (AUS)	29.747
21	63 Z.Khairuddin (MAS)	44.987

Lap 9

1	144 L.Mahias (FRA)	
2	16 J.Cluzel (FRA)	0.236
3	64 F.Caricasulo (ITA)	0.462
4	1 K.Sofuoglu (TUR)	2.603
5	32 S.Morais (RSA)	2.888
6	66 N.Tuuli (FIN)	3.041
7	111 K.Smith (GBR)	3.189
8	13 A.West (AUS)	5.113
9	4 G.Rea (GBR)	5.450
10	81 L.Stapleford (GBR)	5.455
11	87 L.Zanetti (ITA)	7.335
12	11 C.Gamarino (ITA)	12.546
13	25 A.Baldolini (ITA)	14.751
14	26 K.Watanabe (JPN)	15.131
15	78 H.Okubo (JPN)	15.282
16	35 S.Hill (GBR)	16.103
17	69 X.Cardelus (AND)	17.568
18	10 N.Calero (ESP)	27.123
19	71 C.Bergman (SWE)	28.543
20	83 L.Epis (AUS)	33.090
21	63 Z.Khairuddin (MAS)	53.428

Lap 10

1	144 L.Mahias (FRA)	
2	16 J.Cluzel (FRA)	0.160
3	64 F.Caricasulo (ITA)	0.336
4	1 K.Sofuoglu (TUR)	2.637
5	32 S.Morais (RSA)	3.892
6	111 K.Smith (GBR)	3.968
7	66 N.Tuuli (FIN)	4.037
8	13 A.West (AUS)	4.954
9	81 L.Stapleford (GBR)	5.646
10	4 G.Rea (GBR)	6.198
11	87 L.Zanetti (ITA)	8.489
12	11 C.Gamarino (ITA)	14.406
13	25 A.Baldolini (ITA)	16.339
14	26 K.Watanabe (JPN)	16.865
15	78 H.Okubo (JPN)	16.978
16	35 S.Hill (GBR)	18.731
17	69 X.Cardelus (AND)	19.162
18	71 C.Bergman (SWE)	30.380
19	10 N.Calero (ESP)	30.417
20	83 L.Epis (AUS)	36.852
21	63 Z.Khairuddin (MAS)	1'02.836

Lap 11

1	144 L.Mahias (FRA)	
2	16 J.Cluzel (FRA)	0.035
3	64 F.Caricasulo (ITA)	0.413
4	1 K.Sofuoglu (TUR)	2.434
5	66 N.Tuuli (FIN)	5.011
6	32 S.Morais (RSA)	5.330
7	13 A.West (AUS)	5.546
8	111 K.Smith (GBR)	6.506
9	81 L.Stapleford (GBR)	6.656
10	4 G.Rea (GBR)	6.895
11	87 L.Zanetti (ITA)	9.946
12	11 C.Gamarino (ITA)	16.296
13	25 A.Baldolini (ITA)	17.989
14	26 K.Watanabe (JPN)	18.875
15	78 H.Okubo (JPN)	19.404
16	69 X.Cardelus (AND)	21.007
17	35 S.Hill (GBR)	21.100
18	71 C.Bergman (SWE)	31.591
19	10 N.Calero (ESP)	33.956
20	83 L.Epis (AUS)	41.442
21	63 Z.Khairuddin (MAS)	1'08.505

Lap 12

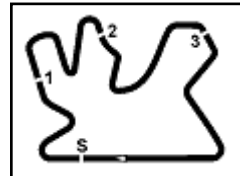
1	16 J.Cluzel (FRA)	
2	144 L.Mahias (FRA)	0.056
3	64 F.Caricasulo (ITA)	0.239
4	1 K.Sofuoglu (TUR)	1.639
5	66 N.Tuuli (FIN)	5.268
6	32 S.Morais (RSA)	5.473
7	13 A.West (AUS)	5.736
8	111 K.Smith (GBR)	7.025
9	81 L.Stapleford (GBR)	7.377
10	4 G.Rea (GBR)	7.553
11	87 L.Zanetti (ITA)	10.786
12	11 C.Gamarino (ITA)	17.776
13	25 A.Baldolini (ITA)	19.640
14	26 K.Watanabe (JPN)	20.328
15	69 X.Cardelus (AND)	22.537
16	35 S.Hill (GBR)	22.988
17	71 C.Bergman (SWE)	32.380
18	10 N.Calero (ESP)	36.266
19	83 L.Epis (AUS)	46.683
20	63 Z.Khairuddin (MAS)	1'12.170

Lap 13

1	144 L.Mahias (FRA)	
2	16 J.Cluzel (FRA)	0.261
3	64 F.Caricasulo (ITA)	0.776
4	1 K.Sofuoglu (TUR)	1.639

04/11/2017
 These data/results cannot be reproduced, stored and/or transmitted in whole or in part by any manner of electronic, mechanical, photocopying, recording, broadcasting or otherwise now known or herein after developed without the previous express consent by the copyright owner, except for reproduction in daily press and regular printed publications on sale to the public within 60 days of the event related to those data/results and always provided that copyright symbol appears together as follows below.
 © DORNA WSBK ORGANIZATION Srl 2017





Qatar Round, 2-3-4 November 2017

World Supersport - Lap Chart Race

5	13 A.West (AUS)	6.319
6	66 N.Tuuli (FIN)	6.327
7	32 S.Morais (RSA)	6.897
8	81 L.Stapleford (GBR)	8.309
9	4 G.Rea (GBR)	8.672
10	111 K.Smith (GBR)	9.362
11	87 L.Zanetti (ITA)	12.726
12	11 C.Gamarino (ITA)	20.477
13	25 A.Baldolini (ITA)	21.835
14	26 K.Watanabe (JPN)	22.149
15	69 X.Cardelus (AND)	24.770
16	35 S.Hill (GBR)	25.723
17	71 C.Bergman (SWE)	34.105
18	10 N.Calero (ESP)	39.971
19	83 L.Epis (AUS)	54.754
20	63 Z.Khairuddin (MAS)	1'15.969

Lap 14

1	16 J.Cluzel (FRA)	
2	144 L.Mahias (FRA)	0.011
3	64 F.Caricasulo (ITA)	2.655
4	1 K.Sofuoglu (TUR)	2.805
5	13 A.West (AUS)	7.157
6	66 N.Tuuli (FIN)	7.357
7	32 S.Morais (RSA)	7.496
8	81 L.Stapleford (GBR)	9.091
9	4 G.Rea (GBR)	9.399
10	111 K.Smith (GBR)	11.205
11	87 L.Zanetti (ITA)	14.693
12	11 C.Gamarino (ITA)	22.623
13	25 A.Baldolini (ITA)	23.971
14	26 K.Watanabe (JPN)	24.048
15	69 X.Cardelus (AND)	27.114
16	35 S.Hill (GBR)	28.743
17	71 C.Bergman (SWE)	35.444
18	10 N.Calero (ESP)	43.420
19	83 L.Epis (AUS)	1'00.884
20	63 Z.Khairuddin (MAS)	1'19.506

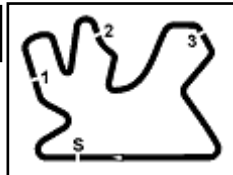
Lap 15

1	144 L.Mahias (FRA)	
2	16 J.Cluzel (FRA)	0.023
3	1 K.Sofuoglu (TUR)	3.788
4	64 F.Caricasulo (ITA)	3.845
5	13 A.West (AUS)	7.946
6	66 N.Tuuli (FIN)	8.112
7	32 S.Morais (RSA)	8.336
8	81 L.Stapleford (GBR)	10.435
9	4 G.Rea (GBR)	10.551
10	111 K.Smith (GBR)	13.349
11	87 L.Zanetti (ITA)	16.215
12	11 C.Gamarino (ITA)	25.611
13	25 A.Baldolini (ITA)	26.801
14	69 X.Cardelus (AND)	30.242
15	35 S.Hill (GBR)	32.684
16	71 C.Bergman (SWE)	37.256
17	10 N.Calero (ESP)	46.892
18	83 L.Epis (AUS)	1'06.687
19	63 Z.Khairuddin (MAS)	1'24.025

04/11/2017

These data/results cannot be reproduced, stored and/or transmitted in whole or in part by any manner of electronic, mechanical, photocopying, recording, broadcasting or otherwise now known or herein after developed without the previous express consent by the copyright owner, except for reproduction in daily press and regular printed publications on sale to the public within 60 days of the event related to those data/results and always provided that copyright symbol appears together as follows below.

© DORNA WSBK ORGANIZATION Srl 2017



Qatar Round, 2-3-4 November 2017

World Supersport - Best Sector & Speed Race

Losail International Circuit 5.380 m

RESULTS

Pos	Rank	Name	Motorcycle	Laps
1	144	L. MAHIAS	Yamaha YZF R6	15
2	16	J. CLUZEL	Honda CBR600RR	0.023
3	1	K. SOFUOGLU	Kawasaki ZX-6R	3.788
4	64	F. CARICASULO	Yamaha YZF R6	3.845
5	13	A. WEST	Kawasaki ZX-6R	7.946
6	66	N. TUULI	Yamaha YZF R6	8.112
7	32	S. MORAIS	Yamaha YZF R6	8.336
8	81	L. STAPLEFORD	Triumph Daytona 675	10.435
9	4	G. REA	Kawasaki ZX-6R	10.551
10	111	K. SMITH	Honda CBR600RR	13.349
11	87	L. ZANETTI	MV Agusta F3 675	16.215
12	11	C. GAMARINO	Honda CBR600RR	25.611
13	25	A. BALDOLINI	Yamaha YZF R6	26.801
14	69	X. CARDELUS	Yamaha YZF R6	30.242
15	35	S. HILL	Triumph Daytona 675	32.684
16	71	C. BERGMAN	Honda CBR600RR	37.256
17	10	N. CALERO	Kawasaki ZX-6R	46.892
18	83	L. EPIS	Kawasaki ZX-6R	1'06.687
19	63	Z. KHAIRUDDIN	Kawasaki ZX-6R	1'24.025
RET	26	K. WATANABE	Kawasaki ZX-6R	1 Lap
RET	78	H. OKUBO	Honda CBR600RR	4 Laps
RET	99	P. JACOBSEN	MV Agusta F3 675	8 Laps
RET	195	M. AL NAIMI	Kawasaki ZX-6R	11 Laps
RET	48	G. SCARCELLA	Honda CBR600RR	11 Laps
RET	112	S. AL SULAITI	Kawasaki ZX-6R	12 Laps
RET	65	M. CANDUCCI	Kawasaki ZX-6R	

SPEED

Pos	Rank	Name	Motorcycle	Time
1	64	F. CARICASULO	Yamaha YZF R6	281.3
2	111	K. SMITH	Honda CBR600RR	279.1
3	66	N. TUULI	Yamaha YZF R6	277.6
4	144	L. MAHIAS	Yamaha YZF R6	276.9
5	16	J. CLUZEL	Honda CBR600RR	276.9
6	35	S. HILL	Triumph Daytona 675	276.2
7	195	M. AL NAIMI	Kawasaki ZX-6R	276.2
8	13	A. WEST	Kawasaki ZX-6R	276.2
9	25	A. BALDOLINI	Yamaha YZF R6	275.5
10	81	L. STAPLEFORD	Triumph Daytona 675	275.5
11	1	K. SOFUOGLU	Kawasaki ZX-6R	274.8
12	63	Z. KHAIRUDDIN	Kawasaki ZX-6R	274.8
13	87	L. ZANETTI	MV Agusta F3 675	274.8
14	32	S. MORAIS	Yamaha YZF R6	274.1
15	11	C. GAMARINO	Honda CBR600RR	273.4
16	69	X. CARDELUS	Yamaha YZF R6	273.4
17	112	S. AL SULAITI	Kawasaki ZX-6R	273.4
18	99	P. JACOBSEN	MV Agusta F3 675	273.4
19	4	G. REA	Kawasaki ZX-6R	273.4
20	78	H. OKUBO	Honda CBR600RR	272.0
21	10	N. CALERO	Kawasaki ZX-6R	270.7
22	26	K. WATANABE	Kawasaki ZX-6R	270.0
23	48	G. SCARCELLA	Honda CBR600RR	268.7
24	71	C. BERGMAN	Honda CBR600RR	264.7
25	83	L. EPIS	Kawasaki ZX-6R	264.7

SEG. 1

1	1	K. SOFUOGLU	26.537
2	144	L. MAHIAS	26.541
3	64	F. CARICASULO	26.550
4	16	J. CLUZEL	26.560
5	13	A. WEST	26.630
6	87	L. ZANETTI	26.672
7	195	M. AL NAIMI	26.675
8	99	P. JACOBSEN	26.678
9	4	G. REA	26.682
10	81	L. STAPLEFORD	26.709
11	32	S. MORAIS	26.735
12	66	N. TUULI	26.737
13	111	K. SMITH	26.742
14	63	Z. KHAIRUDDIN	26.801
15	71	C. BERGMAN	26.901
16	26	K. WATANABE	26.902
17	11	C. GAMARINO	26.917
18	69	X. CARDELUS	26.974
19	10	N. CALERO	26.986
20	35	S. HILL	26.991
21	25	A. BALDOLINI	27.002
22	112	S. AL SULAITI	27.024
23	78	H. OKUBO	27.075
24	48	G. SCARCELLA	27.152
25	83	L. EPIS	27.332
26	65	M. CANDUCCI	33.435

SEG. 2

1	144	L. MAHIAS	31.088
2	13	A. WEST	31.161
3	1	K. SOFUOGLU	31.211
4	66	N. TUULI	31.240
5	81	L. STAPLEFORD	31.276
6	64	F. CARICASULO	31.277
7	4	G. REA	31.303
8	111	K. SMITH	31.317
9	16	J. CLUZEL	31.339
10	32	S. MORAIS	31.396
11	71	C. BERGMAN	31.413
12	99	P. JACOBSEN	31.440
13	87	L. ZANETTI	31.446
14	35	S. HILL	31.497
15	26	K. WATANABE	31.502
16	78	H. OKUBO	31.502
17	11	C. GAMARINO	31.514
18	63	Z. KHAIRUDDIN	31.515
19	10	N. CALERO	31.607
20	25	A. BALDOLINI	31.630
21	195	M. AL NAIMI	31.683
22	69	X. CARDELUS	31.694
23	112	S. AL SULAITI	31.774
24	83	L. EPIS	31.798
25	48	G. SCARCELLA	31.946

SEG. 3

1	111	K. SMITH	29.629
2	64	F. CARICASULO	29.697
3	16	J. CLUZEL	29.699
4	1	K. SOFUOGLU	29.700
5	99	P. JACOBSEN	29.728
6	4	G. REA	29.738
7	32	S. MORAIS	29.743
8	66	N. TUULI	29.747
9	13	A. WEST	29.753
10	87	L. ZANETTI	29.759
11	144	L. MAHIAS	29.760
12	81	L. STAPLEFORD	29.768
13	11	C. GAMARINO	29.862
14	195	M. AL NAIMI	29.894
15	71	C. BERGMAN	29.927
16	35	S. HILL	29.939
17	25	A. BALDOLINI	30.018
18	69	X. CARDELUS	30.026
19	26	K. WATANABE	30.048
20	112	S. AL SULAITI	30.055
21	78	H. OKUBO	30.071
22	63	Z. KHAIRUDDIN	30.087
23	48	G. SCARCELLA	30.107
24	10	N. CALERO	30.281
25	83	L. EPIS	30.462

SEG. 4

1	16	J. CLUZEL	34.156
2	64	F. CARICASULO	34.179
3	81	L. STAPLEFORD	34.229
4	111	K. SMITH	34.244
5	144	L. MAHIAS	34.248
6	13	A. WEST	34.281
7	32	S. MORAIS	34.289
8	1	K. SOFUOGLU	34.299
9	99	P. JACOBSEN	34.309
10	66	N. TUULI	34.310
11	11	C. GAMARINO	34.327
12	87	L. ZANETTI	34.342
13	4	G. REA	34.369
14	195	M. AL NAIMI	34.397
15	69	X. CARDELUS	34.404
16	63	Z. KHAIRUDDIN	34.446
17	35	S. HILL	34.498
18	25	A. BALDOLINI	34.530
19	78	H. OKUBO	34.660
20	26	K. WATANABE	34.661
21	71	C. BERGMAN	34.719
22	48	G. SCARCELLA	34.821
23	112	S. AL SULAITI	34.845
24	10	N. CALERO	34.963
25	83	L. EPIS	35.175

04/11/2017

These data/results cannot be reproduced, stored and/or transmitted in whole or in part by any manner of electronic, mechanical, photocopying, recording, broadcasting or otherwise now known or herein after developed without the previous express consent by the copyright owner, except for reproduction in daily press and regular printed publications on sale to the public within 60 days of the event related to those data/results and always provided that copyright symbol appears together as follows below.

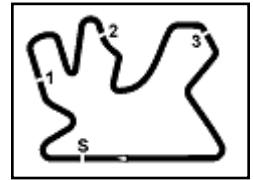
© DORNA WSBK ORGANIZATION Srl 2017

FICR PERUGIA TIMING


Official Tyre Supplier



Official Timekeeper



Qatar Round, 2-3-4 November 2017

World Supersport - Chronological Analysis Race

Losail International Circuit 5.380 m

Start at 19:31'24.521

1 / 4

144 L. MAHIAS (2'01.918)							
Lap	Seg.1	Seg.2	Seg.3	Seg.4	Lap Time	km/h	Local Time
1		31.361	29.884	34.516	2'08.085		19:33'32.606
2	26.942	31.449	29.785	34.415	2'02.591	269,3	19:35'35.197
3	26.684	31.119	30.213	34.248	2'02.264	276,9	19:37'37.461
4	26.937	31.302	29.832	34.400	2'02.471	265,4	19:39'39.932
5	26.760	31.226	29.856	34.394	2'02.236	265,4	19:41'42.168
6	26.803	31.088	29.760	34.387	2'02.038	266,0	19:43'44.206
7	26.825	31.336	29.855	34.386	2'02.402	266,0	19:45'46.608
8	26.802	31.218	29.965	34.398	2'02.383	266,0	19:47'48.991
9	26.798	31.208	29.878	34.348	2'02.232	266,0	19:49'51.223
10	26.685	31.254	29.851	34.321	2'02.111	265,4	19:51'53.334
11	26.712	31.181	29.877	34.358	2'02.128	266,0	19:53'55.462
12	26.822	31.553	29.953	34.355	2'02.683	266,0	19:55'58.145
13	26.541	31.220	29.878	34.279	2'01.918	271,4	19:58'00.063
14	26.718	31.195	29.852	34.384	2'02.149	266,7	20:00'02.212
15	26.815	31.209	29.763	34.327	2'02.114	266,7	20:02'04.326

9	26.831	31.469	29.928	34.270	2'02.498	274,8	19:49'51.685
10	26.630	31.298	29.863	34.194	2'01.985	272,0	19:51'53.670
11	26.713	31.433	29.822	34.237	2'02.205	275,5	19:53'55.875
12	26.550	31.626	29.968	34.309	2'02.453	273,4	19:55'58.328
13	26.721	31.494	30.003	34.293	2'02.511	276,2	19:58'00.839
14	27.790	31.708	30.051	34.468	2'04.017	271,4	20:00'04.856
15	26.813	31.560	30.161	34.781	2'03.315	269,3	20:02'08.171

16 J. CLUZEL (2'01.877)							
Lap	Seg.1	Seg.2	Seg.3	Seg.4	Lap Time	km/h	Local Time
1		31.433	29.819	34.367	2'08.097		19:33'32.618
2	26.645	31.449	29.815	34.537	2'02.446	269,3	19:35'35.064
3	27.200	31.502	29.821	34.174	2'02.697	266,0	19:37'37.761
4	26.996	31.592	29.822	34.196	2'02.606	276,9	19:39'40.367
5	26.791	31.417	29.730	34.176	2'02.114	276,9	19:41'42.481
6	26.777	31.425	29.828	34.348	2'02.378	276,2	19:43'44.859
7	26.569	31.390	29.845	34.389	2'02.193	272,0	19:45'47.052
8	26.631	31.410	29.800	34.263	2'02.104	272,0	19:47'49.156
9	26.744	31.417	29.820	34.322	2'02.303	274,1	19:49'51.459
10	26.560	31.410	29.838	34.227	2'02.035	272,0	19:51'53.494
11	26.680	31.400	29.738	34.185	2'02.003	272,7	19:53'55.497
12	26.668	31.497	29.941	34.486	2'02.592	272,7	19:55'58.089
13	26.726	31.339	29.926	34.244	2'02.235	265,4	19:58'00.324
14	26.560	31.394	29.730	34.193	2'01.877	272,7	20:00'02.201
15	26.905	31.388	29.699	34.156	2'02.148	264,7	20:02'04.349

13 A. WEST (2'01.952)							
Lap	Seg.1	Seg.2	Seg.3	Seg.4	Lap Time	km/h	Local Time
1		32.288	29.967	34.561	2'10.705		19:33'35.226
2	27.055	31.835	29.986	34.411	2'03.287	268,7	19:35'38.513
3	26.685	31.475	29.761	34.518	2'02.439	272,0	19:37'40.952
4	26.713	31.334	29.753	34.374	2'02.174	270,7	19:39'43.126
5	26.655	31.617	29.914	34.687	2'02.873	274,1	19:41'45.999
6	26.660	31.295	29.896	34.492	2'02.343	268,7	19:43'48.342
7	26.794	31.383	29.763	34.560	2'02.500	270,0	19:45'50.842
8	26.821	31.604	30.011	34.566	2'03.002	276,2	19:47'53.844
9	26.739	31.297	29.968	34.488	2'02.492	270,0	19:49'56.336
10	26.630	31.161	29.785	34.376	2'01.952	266,7	19:51'58.288
11	26.803	31.230	30.129	34.558	2'02.720	267,3	19:54'01.008
12	26.696	31.700	29.997	34.424	2'02.817	272,7	19:56'03.825
13	26.758	31.573	29.945	34.281	2'02.557	270,7	19:58'06.382
14	26.749	31.429	29.994	34.804	2'02.976	265,4	20:00'09.358
15	26.772	31.365	30.100	34.677	2'02.914	264,1	20:02'12.272

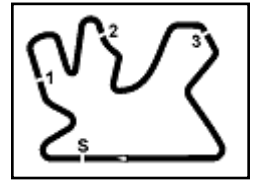
1 K. SOFUOGLU (2'01.832)							
Lap	Seg.1	Seg.2	Seg.3	Seg.4	Lap Time	km/h	Local Time
1		31.882	29.984	35.002	2'09.896		19:33'34.417
2	26.894	31.465	29.760	34.561	2'02.680	268,7	19:35'37.097
3	26.956	31.326	29.713	34.435	2'02.430	270,0	19:37'39.527
4	26.695	31.345	29.767	34.404	2'02.211	270,0	19:39'41.738
5	26.545	31.427	29.764	34.434	2'02.170	270,7	19:41'43.908
6	26.624	31.736	29.985	34.464	2'02.809	272,7	19:43'46.717
7	26.996	31.237	29.848	34.395	2'02.476	272,7	19:45'49.193
8	26.537	31.355	29.966	34.336	2'02.194	271,4	19:47'51.387
9	26.867	31.280	29.946	34.346	2'02.439	274,1	19:49'53.826
10	26.663	31.211	29.867	34.404	2'02.145	264,7	19:51'55.971
11	26.596	31.330	29.700	34.299	2'01.925	267,3	19:53'57.896
12	26.571	31.216	29.729	34.316	2'01.832	268,0	19:55'59.728
13	26.587	31.211	29.749	34.427	2'01.974	268,0	19:58'01.702
14	27.011	31.868	29.977	34.448	2'03.304	269,3	20:00'05.006
15	26.752	31.768	29.957	34.631	2'03.108	274,8	20:02'08.114

66 N. TUULI (2'02.377)							
Lap	Seg.1	Seg.2	Seg.3	Seg.4	Lap Time	km/h	Local Time
1		31.240	29.920	34.543	2'07.833		19:33'32.354
2	26.841	31.292	29.951	34.665	2'02.749	262,8	19:35'35.103
3	26.860	31.262	29.807	34.448	2'02.377	270,0	19:37'37.480
4	26.944	31.618	29.759	34.324	2'02.645	263,4	19:39'40.125
5	27.094	31.527	29.747	34.334	2'02.702	268,7	19:41'42.827
6	26.737	31.641	29.965	34.439	2'02.782	268,7	19:43'45.609
7	26.930	31.384	30.012	34.553	2'02.879	266,0	19:45'48.488
8	26.951	31.462	29.928	34.310	2'02.651	263,4	19:47'51.139
9	27.225	31.517	29.927	34.456	2'03.125	269,3	19:49'54.264
10	26.931	31.560	30.259	34.357	2'03.107	271,4	19:51'57.371
11	26.794	31.561	30.032	34.715	2'03.102	277,6	19:54'00.473
12	26.837	31.437	29.981	34.629	2'02.884	264,1	19:56'03.357
13	26.855	31.487	30.050	34.641	2'03.033	264,7	19:58'06.390
14	27.001	31.469	30.044	34.654	2'03.168	262,8	20:00'09.558
15	26.799	31.586	29.956	34.539	2'02.880	260,9	20:02'12.438

64 F. CARICASULO (2'01.985)							
Lap	Seg.1	Seg.2	Seg.3	Seg.4	Lap Time	km/h	Local Time
1		31.688	29.927	34.179	2'08.562		19:33'33.083
2	26.680	31.530	29.697	34.268	2'02.175	276,9	19:35'35.258
3	26.920	31.344	29.872	34.184	2'02.320	281,3	19:37'37.578
4	26.999	31.636	29.754	34.205	2'02.594	273,4	19:39'40.172
5	26.783	31.277	29.911	34.185	2'02.156	275,5	19:41'42.328
6	26.793	31.279	29.759	34.397	2'02.228	274,1	19:43'44.556
7	26.590	31.491	29.911	34.230	2'02.222	271,4	19:45'46.778
8	26.774	31.310	29.924	34.401	2'02.409	273,4	19:47'49.187

32 S. MORAIS (2'02.380)							
Lap	Seg.1	Seg.2	Seg.3	Seg.4	Lap Time	km/h	Local Time
1		31.674	29.915	34.374	2'08.561		19:33'33.082
2	26.911	31.519	29.812	34.289	2'02.531	269,3	19:35'35.613
3	26.861	31.581	29.743	34.353	2'02.538	273,4	19:37'38.151
4	26.825	31.600	29.811	34.324	2'02.560	273,4	19:39'40.711
5	26.735	31.501	29.807	34.337	2'02.380	272,0	19:41'43.091
6	27.005	31.396	29.898	34.489	2'02.788	274,1	19:43'45.879
7	26.899	31.432	29.958	34.315	2'02.604	272,7	19:45'48.483
8	26.812	31.446	29.953	34.414	2'02.625	271,4	19:47'51.108
9	26.821	31.404	30.309	34.469	2'03.003	270,0	19:49'54.111
10	26.873	31.562	30.059	34.621	2'03.115	268,7	19:51'57.226
11	27.211	31.738	30.168	34.449	2'03.566	270,7	19:54'00.792
12	26.804	31.622	29.949	34.395	2'02.770	272,0	19:56'03.562
13	26.894	31.949	29.940	34.615	2'03.398	273,4	19:58'06.960
14	26.778	31.615	29.812	34.532	2'02.737	272,0	20:00'09.697
15	26.861	31.687	29.979	34.438	2'02.965	270,0	20:02'12.662

81 L. STAPLEFORD (2'02.258)							
Lap	Seg.1	Seg.2	Seg.3	Seg.4	Lap Time	km/h	Local Time
1		31.674	29.915	34.374	2'08.561		19:33'33.082
2	26.911	31.519	29.812	34.289	2'02.531	269,3	19:35'35.613
3	26.861	31.581	29.743	34.353	2'02.538	273,4	19:37'38.151
4	26.825	31.600	29.811	34.324	2'02.560	273,4	19:39'40.711
5	26.735	31.501	29.807	34.337	2'02.380	272,0	19:41'43.091
6	27.005	31.396	29.898	34.489			



Qatar Round, 2-3-4 November 2017

World Supersport - Chronological Analysis Race

Losail International Circuit 5.380 m

Start at 19:31'24.521

2 / 4

1		32.047	30.079	34.581	2'09.906		19:33'34.427	11	27.058	31.596	30.153	34.778	2'03.585	267,3	19:54'05.408
2	27.274	31.417	29.881	34.335	2'02.907	266,7	19:35'37.334	12	27.034	31.592	30.205	34.636	2'03.467	266,7	19:56'08.875
3	26.795	31.501	29.768	34.305	2'02.369	271,4	19:37'39.703	13	26.969	31.685	30.445	34.815	2'03.914	266,7	19:57'41.789
4	26.911	31.346	29.772	34.229	2'02.258	270,7	19:39'41.961	14	27.215	31.729	30.279	34.882	2'04.105	266,7	20:00'16.894
5	26.756	31.307	29.801	34.404	2'02.268	271,4	19:41'44.229	15	26.953	31.742	30.255	34.697	2'03.647	265,4	20:02'20.541

11 C. GAMARINO (2'03.150)

Lap	Seg.1	Seg.2	Seg.3	Seg.4	Lap Time	km/h	Local Time
1					2'10.238		19:33'34.759
2	27.166	31.720	29.862	34.587	2'03.335	273,4	19:35'38.094
3	26.917	31.825	29.952	34.543	2'03.237	268,7	19:37'41.331
4	26.970	31.514	29.964	34.702	2'03.150	268,7	19:39'44.481
5	27.030	31.519	30.283	34.763	2'03.595	266,0	19:41'48.076
6	27.391	31.666	30.163	34.771	2'03.991	264,7	19:43'52.067
7	27.252	31.613	30.068	34.895	2'03.828	262,8	19:45'55.895
8	27.270	31.637	30.122	35.062	2'04.091	262,1	19:47'59.986
9	27.268	31.604	30.053	34.858	2'03.783	260,9	19:50'03.769
10	27.287	31.719	30.059	34.906	2'03.971	262,8	19:52'07.740
11	27.256	31.607	30.265	34.890	2'04.018	261,5	19:54'11.758
12	27.254	31.732	30.090	35.031	2'04.107	261,5	19:56'15.865
13	27.267	31.752	30.662	34.994	2'04.675	259,0	19:58'20.540
14	27.331	31.599	30.277	35.077	2'04.284	261,5	20:00'24.824
15	27.359	32.022	30.460	35.272	2'05.113	260,9	20:02'29.937

4 G. REA (2'02.435)

Lap	Seg.1	Seg.2	Seg.3	Seg.4	Lap Time	km/h	Local Time
1		32.099	30.121	34.369	2'09.896		19:33'34.417
2	27.416	31.568	29.779	34.513	2'03.276	268,0	19:35'37.693
3	26.889	31.391	29.738	34.468	2'02.486	270,0	19:37'40.179
4	26.687	31.487	29.739	34.522	2'02.435	269,3	19:39'42.614
5	26.786	31.331	29.883	34.648	2'02.648	268,7	19:41'45.262
6	26.682	31.475	30.008	34.588	2'02.753	266,7	19:43'48.015
7	26.793	31.303	29.976	34.637	2'02.709	264,1	19:45'50.724
8	26.706	31.645	30.054	34.672	2'03.077	270,0	19:47'53.801
9	26.949	31.560	29.958	34.405	2'02.872	266,7	19:49'56.673
10	26.951	31.504	29.836	34.568	2'02.859	268,0	19:51'59.532
11	26.720	31.547	30.173	34.385	2'02.825	268,0	19:54'02.357
12	26.843	31.631	30.337	34.474	2'03.285	272,0	19:56'05.642
13	26.798	31.626	30.121	34.548	2'03.093	273,4	19:58'08.735
14	26.784	31.459	30.094	34.528	2'02.865	266,7	20:00'11.600
15	26.826	31.604	30.265	34.582	2'03.277	270,0	20:02'14.877

25 A. BALDOLINI (2'03.257)

Lap	Seg.1	Seg.2	Seg.3	Seg.4	Lap Time	km/h	Local Time
1					2'11.416		19:33'35.937
2	27.085	31.721	30.039	34.530	2'03.375	275,5	19:35'39.312
3	27.015	31.630	30.018	34.594	2'03.257	271,4	19:37'42.569
4	27.124	31.675	30.171	34.676	2'03.646	270,7	19:39'46.215
5	27.058	31.764	30.224	34.651	2'03.697	271,4	19:41'49.912
6	27.117	31.723	30.284	34.723	2'03.847	270,7	19:43'53.759
7	27.120	31.634	30.242	34.712	2'03.708	270,7	19:45'57.467
8	27.296	31.919	30.391	34.791	2'04.397	270,0	19:48'01.864
9	27.074	31.898	30.297	34.841	2'04.110	269,3	19:50'05.974
10	27.047	31.726	30.195	34.731	2'03.699	270,0	19:52'09.673
11	27.002	31.678	30.244	34.854	2'03.778	269,3	19:54'13.451
12	27.039	31.849	30.301	35.089	2'04.278	269,3	19:56'17.729
13	27.143	31.821	30.392	34.813	2'04.169	268,7	19:58'21.898
14	27.118	31.869	30.380	34.907	2'04.274	269,3	20:00'26.172
15	27.235	32.057	30.625	35.038	2'04.955	270,0	20:02'31.127

111 K. SMITH (2'02.187)

Lap	Seg.1	Seg.2	Seg.3	Seg.4	Lap Time	km/h	Local Time
1		31.946	30.113	34.631	2'09.807		19:33'34.328
2	26.821	31.317	29.708	34.345	2'02.191	270,0	19:35'36.519
3	26.780	31.405	29.680	34.322	2'02.187	272,0	19:37'38.706
4	26.784	31.462	29.872	34.313	2'02.431	275,5	19:39'41.137
5	26.810	31.457	29.764	34.317	2'02.348	275,5	19:41'43.485
6	26.858	31.746	30.302	34.424	2'03.330	279,1	19:43'46.815
7	27.110	31.506	29.629	34.244	2'02.489	272,0	19:45'49.304
8	26.742	31.413	29.753	34.342	2'02.250	276,9	19:47'51.554
9	26.922	31.616	29.843	34.477	2'02.858	276,9	19:49'54.412
10	26.863	31.645	29.861	34.521	2'02.890	274,8	19:51'57.302
11	28.513	31.602	29.881	34.670	2'04.666	274,8	19:54'01.968
12	26.824	31.809	29.957	34.556	2'03.146	269,3	19:56'05.114
13	26.943	32.531	30.070	34.767	2'04.311	268,7	19:58'09.425
14	26.946	31.853	30.262	34.920	2'03.981	268,0	20:00'13.406
15	27.247	31.948	30.225	34.849	2'04.269	266,7	20:02'17.675

69 X. CARDELUS (2'03.663)

Lap	Seg.1	Seg.2	Seg.3	Seg.4	Lap Time	km/h	Local Time
1					2'12.801		19:33'37.322
2	27.127	31.991	30.026	34.534	2'03.678	273,4	19:35'41.000
3	27.347	32.510	30.179	34.467	2'04.503	268,0	19:37'45.503
4	27.136	31.770	30.233	34.524	2'03.663	273,4	19:39'49.166
5	27.317	31.827	30.264	34.404	2'03.812	270,0	19:41'52.978
6	27.166	31.711	30.387	34.686	2'03.950	269,3	19:43'56.928
7	27.224	31.822	30.241	34.645	2'03.932	268,0	19:46'00.860
8	27.113	31.909	30.299	34.584	2'03.905	266,7	19:48'04.765
9	27.090	31.694	30.273	34.969	2'04.026	266,7	19:50'08.791
10	27.119	31.774	30.278	34.534	2'03.705	266,7	19:52'12.496
11	26.974	32.205	30.235	34.559	2'03.973	268,7	19:54'16.469
12	27.046	31.862	30.530	34.719	2'04.157	267,3	19:56'20.626
13	27.179	31.766	30.459	34.803	2'04.207	265,4	19:58'24.833
14	27.179	31.840	30.529	34.934	2'04.482	266,0	20:00'29.315
15	27.394	32.229	30.763	34.867	2'05.253	264,7	20:02'34.568

35 S. HILL (2'03.230)

Lap	Seg.1	Seg.2	Seg.3	Seg.4	Lap Time	km/h	Local Time
1					2'13.019		19:33'37.540
2	27.150	31.954	30.263	34.498	2'03.865	276,2	19:35'41.405

04/11/2017

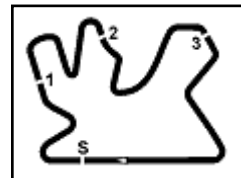
P = Pits In/Out - C = Lap-Time Cancelled

These data/results cannot be reproduced, stored and/or transmitted in whole or in part by any manner of electronic, mechanical, photocopying, recording, broadcasting or otherwise now known or herein after developed without the previous express consent by the copyright owner, except for reproduction in daily press and regular printed publications on sale to the public within 60 days of the event related to those data/results and always provided that copyright symbol appears together as follows below.

© DORNA WSBK ORGANIZATION Srl 2017

FICR PERUGIA TIMING





Qatar Round, 2-3-4 November 2017

World Supersport - Chronological Analysis Race

Losail International Circuit 5.380 m

Start at 19:31'24.521

3 / 4

3	27.180	31.809	30.025	34.715	2'03.729	268,7	19:37'45.134	13	28.042	34.409	31.644	35.950	2'10.045	252,9	19:58'54.817
4	27.330	31.613	30.134	34.642	2'03.719	266,0	19:39'48.853	14	28.159	32.727	31.536	35.846	2'08.268	254,1	20:01'03.085
5	26.991	31.669	30.086	34.630	2'03.376	266,0	19:41'52.229	15	27.845	32.563	31.412	36.108	2'07.928	255,3	20:03'11.013

63 Z. KHAIRUDDIN (2'03.155)

Lap	Seg.1	Seg.2	Seg.3	Seg.4	Lap Time	km/h	Local Time
1		33.079	30.150	34.775	2'12.421		19:33'36.942
2	27.240	31.664	30.087	34.557	2'03.548	274,8	19:35'40.490
3	27.033	31.537	30.139	34.446	2'03.155	266,0	19:37'43.645
4	26.850	32.535	30.117	34.534	2'04.036	268,7	19:39'47.681
5	26.926	31.515	30.225	34.519	2'03.185	267,3	19:41'50.866
6	26.801	31.567	30.277	34.529	2'03.174	268,7	19:43'54.040
7	27.003	31.740	30.236	34.604	2'03.583	271,4	19:45'57.623
8	26.956	1'01.929	31.654	35.816	2'36.355	273,4	19:48'33.978
9	30.916	33.075	31.103	35.579	2'10.673	263,4	19:50'44.651
10	31.873	32.834	31.168	35.644	2'11.519	264,1	19:52'56.170
11	28.873	32.670	30.874	35.380	2'07.797	264,1	19:55'03.967
12	27.523	32.431	31.128	35.210	2'06.292	264,1	19:57'10.259
13	27.511	32.215	30.855	35.192	2'05.773	264,1	19:59'16.032
14	27.509	32.122	30.838	35.206	2'05.675	264,7	20:01'21.707
15	27.808	32.417	31.043	35.376	2'06.644	265,4	20:03'28.351

71 C. BERGMAN (2'03.142)

Lap	Seg.1	Seg.2	Seg.3	Seg.4	Lap Time	km/h	Local Time
1		48.517	30.524	35.003	2'27.694		19:33'52.215
2	27.035	31.413	30.076	34.791	2'03.315	262,8	19:35'55.530
3	27.006	31.791	30.112	34.860	2'03.769	262,8	19:37'59.299
4	26.911	31.454	30.023	34.757	2'03.145	262,1	19:40'02.444
5	26.902	31.575	30.061	34.794	2'03.332	263,4	19:42'05.776
6	26.988	31.691	30.066	34.841	2'03.586	264,1	19:44'09.362
7	26.909	31.415	29.927	35.230	2'03.481	264,7	19:46'12.843
8	26.945	31.715	30.130	34.991	2'03.781	262,1	19:48'16.624
9	26.901	31.472	30.014	34.755	2'03.142	263,4	19:50'19.766
10	27.143	31.628	30.114	35.063	2'03.948	263,4	19:52'23.714
11	26.980	31.517	30.123	34.719	2'03.339	263,4	19:54'27.053
12	27.017	31.526	30.128	34.745	2'03.416	262,8	19:56'30.469
13	27.015	31.759	30.107	34.818	2'03.699	262,8	19:58'34.168
14	27.060	31.570	30.095	34.752	2'03.477	262,8	20:00'37.645
15	27.208	31.649	30.297	34.783	2'03.937	263,4	20:02'41.582

26 K. WATANABE (2'03.177)

Lap	Seg.1	Seg.2	Seg.3	Seg.4	Lap Time	km/h	Local Time
1		33.386	30.221	34.953	2'12.323		19:33'36.844
2	27.486	31.843	30.062	34.775	2'04.166	266,0	19:35'41.010
3	26.902	31.502	30.048	34.725	2'03.177	268,7	19:37'44.187
4	26.969	31.652	30.131	34.727	2'03.479	266,0	19:39'47.666
5	27.175	31.669	30.136	34.821	2'03.801	264,1	19:41'51.467
6	27.008	31.653	30.181	34.896	2'03.738	266,0	19:43'55.205
7	27.006	31.616	30.083	34.801	2'03.506	265,4	19:45'58.711
8	27.101	31.729	30.261	34.882	2'03.973	265,4	19:48'02.684
9	27.012	31.728	30.190	34.740	2'03.670	265,4	19:50'06.354
10	27.032	31.736	30.263	34.814	2'03.845	267,3	19:52'10.199
11	27.037	31.793	30.374	34.934	2'04.138	266,7	19:54'14.337
12	26.959	31.748	30.460	34.913	2'04.080	264,7	19:56'18.417
13	27.168	31.674	30.292	34.661	2'03.795	265,4	19:58'22.212
14	26.960	31.890	30.407	34.780	2'04.037	268,7	20:00'26.249

10 N. CALERO (2'03.896)

Lap	Seg.1	Seg.2	Seg.3	Seg.4	Lap Time	km/h	Local Time
1		33.348	30.415	35.174	2'14.153		19:33'38.674
2	28.652	31.783	30.717	35.090	2'06.242	270,7	19:35'44.916
3	26.986	31.666	30.281	34.963	2'03.896	267,3	19:37'48.812
4	27.215	31.607	30.323	35.148	2'04.293	264,1	19:39'53.105
5	27.155	31.845	30.472	35.185	2'04.657	264,7	19:41'57.762
6	27.272	31.916	30.505	35.310	2'05.003	262,8	19:44'02.765
7	27.501	31.632	30.474	34.994	2'04.601	263,4	19:46'07.366
8	27.609	31.869	30.901	35.443	2'05.822	263,4	19:48'13.188
9	27.443	31.922	30.642	35.151	2'05.158	261,5	19:50'18.346
10	27.515	31.851	30.723	35.316	2'05.405	262,1	19:52'23.751
11	27.130	31.671	31.654	35.212	2'05.667	262,8	19:54'29.418
12	27.501	31.759	30.508	35.169	2'04.937	262,8	19:56'34.355
13	27.767	32.075	30.615	35.222	2'05.679	262,8	19:58'40.034
14	27.673	31.898	30.744	35.272	2'05.587	261,5	20:00'45.621
15	27.421	32.064	30.794	35.318	2'05.597	262,1	20:02'51.218

78 H. OKUBO (2'03.479)

Lap	Seg.1	Seg.2	Seg.3	Seg.4	Lap Time	km/h	Local Time
1		32.749	30.174	34.817	2'12.333		19:33'36.854
2	27.163	31.620	30.408	34.734	2'03.925	267,3	19:35'40.779
3	27.360	31.785	30.168	34.733	2'04.046	266,0	19:37'44.825
4	27.098	31.503	30.134	34.745	2'03.480	265,4	19:39'48.305
5	27.075	31.561	30.148	34.695	2'03.479	265,4	19:41'51.784
6	27.122	31.502	30.088	34.868	2'03.580	268,0	19:43'55.364
7	27.173	31.753	30.071	34.767	2'03.764	270,7	19:45'59.128
8	27.196	31.579	30.219	34.660	2'03.654	266,7	19:48'02.782
9	27.203	31.647	30.170	34.703	2'03.723	272,0	19:50'06.505
10	27.126	31.633	30.240	34.808	2'03.807	270,0	19:52'10.312
11	27.116	31.765	30.494	35.179	2'04.554	270,7	19:54'14.866

99 P. JACOBSEN (2'02.399)

Lap	Seg.1	Seg.2	Seg.3	Seg.4	Lap Time	km/h	Local Time
1		31.769	29.996	34.474	2'09.152		19:33'33.673
2	26.678	31.614	29.798	34.309	2'02.399	263,4	19:35'36.072
3	26.699	31.630	29.728	34.418	2'02.475	270,7	19:37'38.547
4	26.682	31.522	29.855	34.348	2'02.407	270,7	19:39'40.954
5	26.828	31.440	29.793	34.371	2'02.432	273,4	19:41'43.386
6	27.063	31.637	29.838	34.664	2'03.202	272,7	19:43'46.588
7	27.495	31.555	29.764	34.391	2'03.205	262,8	19:45'49.793

195 M. AL NAIMI (2'03.039)

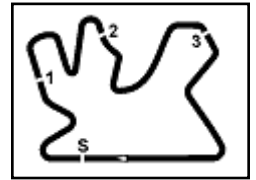
Lap	Seg.1	Seg.2	Seg.3	Seg.4	Lap Time	km/h	Local Time
1		31.769	29.996	34.474	2'09.152		19:33'33.673
2	26.678	31.614	29.798	34.309	2'02.399	263,4	19:35'36.072
3	26.699	31.630	29.728	34.418	2'02.475	270,7	19:37'38.547
4	26.682	31.522	29.855	34.348	2'02.407	270,7	19:39'40.954
5	26.828	31.440	29.793	34.371	2'02.432	273,4	19:41'43.386
6	27.063	31.637	29.838	34.664	2'03.202	272,7	19:43'46.588
7	27.495	31.555	29.764	34.391	2'03.205	262,8	19:45'49.793

04/11/2017

P = Pits In/Out - C = Lap-Time Cancelled

These data/results cannot be reproduced, stored and/or transmitted in whole or in part by any manner of electronic, mechanical, photocopying, recording, broadcasting or otherwise now known or herein after developed without the previous express consent by the copyright owner, except for reproduction in daily press and regular printed publications on sale to the public within 60 days of the event related to those data/results and always provided that copyright symbol appears together as follows below.

© DORNA WSBK ORGANIZATION Srl 2017



Qatar Round, 2-3-4 November 2017

World Supersport - Chronological Analysis Race

Start at 19:31'24.521

1	34.531	30.473	34.624	2'14.255		19:33'38.776
2	27.380	31.780	29.894	34.397	2'03.451	274,1 19:35'42.227
3	26.675	31.733	30.044	34.587	2'03.039	272,0 19:37'45.266
4	26.862	31.683	30.175	35.154	2'03.874	276,2 19:39'49.140

48 G. SCARCELLA (2'04.520)

Lap	Seg.1	Seg.2	Seg.3	Seg.4	Lap Time	km/h	Local Time
1		33.843	30.495	34.821	2'14.229		19:33'38.750
2	27.570	31.946	30.107	34.897	2'04.520	268,7	19:35'43.270
3	27.152	31.950	33.062	35.042	2'07.206	264,1	19:37'50.476
4	27.303	31.975	30.457	35.368	2'05.103	265,4	19:39'55.579

112 S. AL SULAITI (2'03.861)

Lap	Seg.1	Seg.2	Seg.3	Seg.4	Lap Time	km/h	Local Time
1		33.430	30.170	35.136	2'12.907		19:33'37.428
2	27.558	31.985	30.367	34.845	2'04.755	273,4	19:35'42.183
3	27.078	31.856	30.055	34.872	2'03.861	265,4	19:37'46.044

04/11/2017

P = Pits In/Out - C = Lap-Time Cancelled

These data/results cannot be reproduced, stored and/or transmitted in whole or in part by any manner of electronic, mechanical, photocopying, recording, broadcasting or otherwise now known or herein after developed without the previous express consent by the copyright owner, except for reproduction in daily press and regular printed publications on sale to the public within 60 days of the event related to those data/results and always provided that copyright symbol appears together as follows below.

© DORNA WSBK ORGANIZATION Srl 2017

FKR PERUGIA TIMING



Official Tyre Supplier

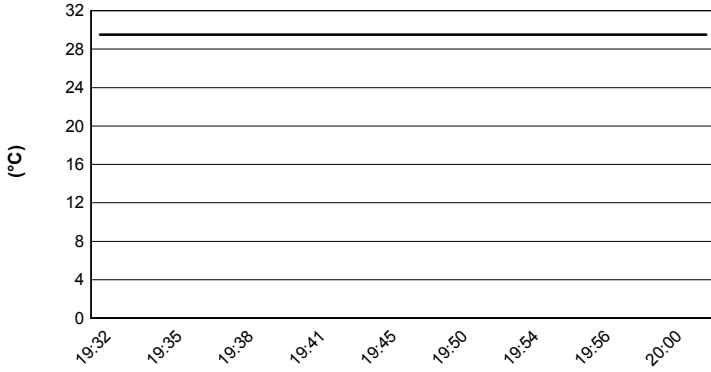


Official Timekeeper

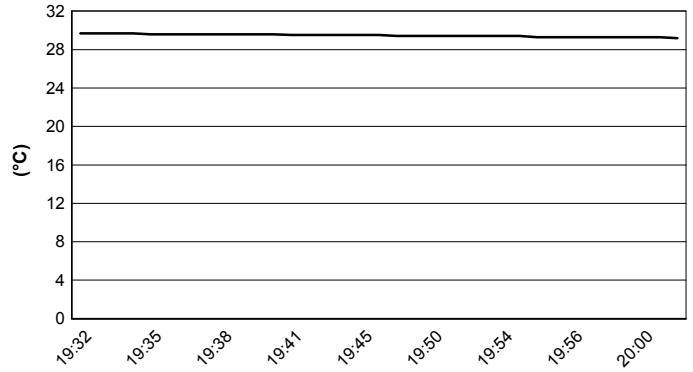
Qatar Round, 2-3-4 November 2017
World Supersport - Weather Report Race
 Session started 19:32 - Session ended 20:03

Losail International Circuit 5.380 m

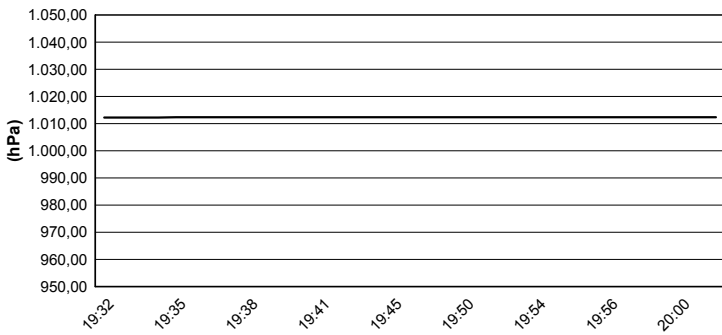
Air Temperature



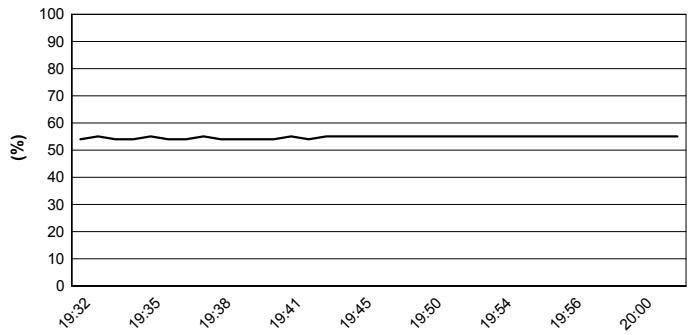
Track Temperature



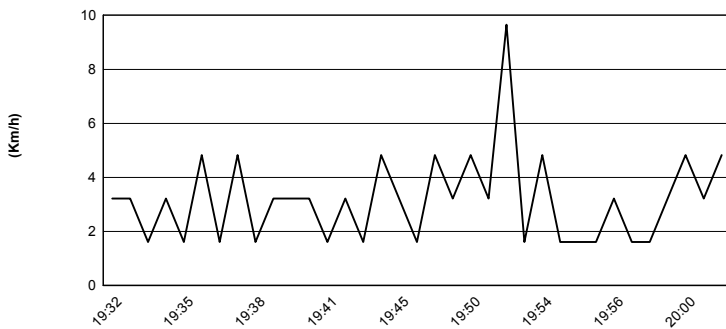
Air Pressure



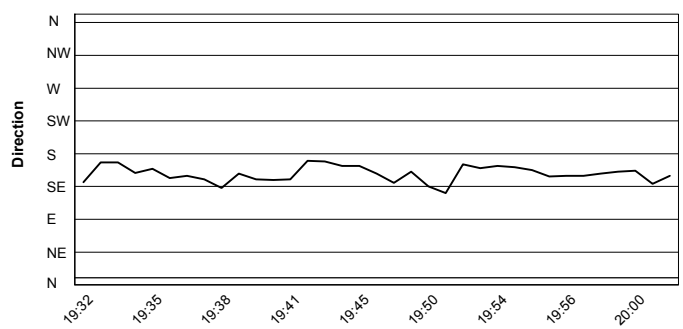
Humidity



Wind Speed



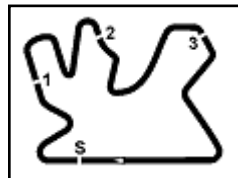
Wind Direction



04/11/2017

These data/results cannot be reproduced, stored and/or transmitted in whole or in part by any manner of electronic, mechanical, photocopying, recording, broadcasting or otherwise now known or herein after developed without the previous express consent by the copyright owner, except for reproduction in daily press and regular printed publications on sale to the public within 60 days of the event related to those data/results and always provided that copyright symbol appears together as follows below.

© DORNA WSBK ORGANIZATION Srl 2017



Qatar Round, 2-3-4 November 2017

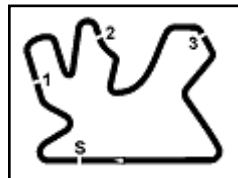
World Supersport - Championship Standings

Points	Points From First	Points From Previous	Rounds														
			February 26 PHILLIP ISLAND	March 12 BURIRAM	April 2 ARAGÓN	April 30 ASSEN	May 14 IMOLA	May 28 DONINGTON PARK	June 18 MISANO	August 20 LAUSITZRING	September 17 PORTIMAO	October 1 MAGNY COURS	October 22 JEREZ	November 4 LOSAIL			
1 MAHIAS Lucas (FRA)	190		20 2	5	25 1	20 1	20 1	20 1	1	16 1	20 2	13 1	11 1	25 1			
2 SOFUOGLU Kenan (TUR)	161	29				25 9	25 4	25 2	25 2	20 2	25 1	2	2	16 2			
3 CLUZEL Jules (FRA)	155	35	6		13 13	16 7	10 6	16 4	20 4	13 4	16 4	11 4	20 3	20 3			
4 MORAIS Sheridan (RSA)	141	49	14	5 11	9 10	20 3	11 2	13 2	10 3	8 3	25 3	13 3	8 3	10 4	9 4		
5 CARICASULO Federico (ITA)	118	72	23		25 3	7	10 6	8	8	16 6	6	9 6	20 6	25 6	13 5		
6 JACOBSEN PJ (USA)	108	82	10	10 6	12	16 6	13 4	16 3	4	13 5	5	11 5	16 5	13 5	6		
7 TUULI Niki (FIN)	82	108	26	11 5	16 2	5	8	9	12	13	11 11	13	25 7	9 7	10 7		
8 WEST Anthony (AUS)	73	117	9	16 3	8	10	2 12	5 12	9 9	6 9	8 7	7	10	16 8	11 8		
9 SMITH Kyle (GBR)	57	133	16				5 25	11 17	8 14	11 10	9 8	8	7 8	9	6 9		
10 STAPLEFORD Luke (GBR)	55	135	2			6 20	8 17	3 15	13 10	11	6 12	5 11	6 9	10	8 10		
11 GAMARINO Christian (ITA)	50	140	5			9 18	7 14	9 10	13	14	4 14	10 12	1 13	6 11	4 11		
12 ROLFO Roberto (ITA)	43	147	7	25 1	5 1	10 2	1 3	5	2 6	7	9	9	11	12	12		
13 RYDE Kyle (GBR)	43	147	0	13 4	11 4	8 4	4 5	7	5 7	2 7	9	9	11	12	12		
14 CANDUCCI Michael (ITA)	42	148	1	2 14	19	11 13	9 10	2 11	14	15	1 15	3 15	9 15	5 14	14		
15 OKUBO Hikari (JPN)	42	148	0		10 12	5 12	16	7 13	7 11	1 11	13	4 14	5 14	3 14	14		
16 ZANETTI Lorenzo (ITA)	33	157	9								10 25	8 20	10 16	16	5 16		
17 REA Gino (GBR)	31	159	2					1 32	4 30	10 20	20	2 21	21	7 19	7 17		
18 SOOMER Hannes (EST)	28	162	3			7 19	3 19	20	3 20	7 17	3 16	1 16	3 17	1 16	18		
19 HARTOG Rob (NED)	27	163	1			4 23	6 19	20	22	3 22	22	6 19	20	8 18	19		
20 WATANABE Kazuki (JPN)	21	169	6	8 8	7 9	1 10	14	17	1 17	4 16	17	17	18	20	20		
21 KRAISART Decha (THA)	20	170	1		20 5	8	11	14	16	17	18	18	19	21	21		
22 WAGNER Aiden (AUS)	17	173	3	9 7	8 7	9	13	15	17	19	19	21	21	22	22		
23 ZACCONE Alessandro (ITA)	17	173	0					6 25	26	5 24	2 22	24	25	4 22	22		
24 BERGMAN Christoffer (SWE)	16	174	1								5 34	7 26	4 23	24	24		
25 KENNEDY Jack (IRL)	15	175	1					4 28	11 19	20	20	23	24	25	25		

04/11/2017 First Line: Championship Standings - Second Line: Ranking Progression

These data/results cannot be reproduced, stored and/or transmitted in whole or in part by any manner of electronic, mechanical, photocopying, recording, broadcasting or otherwise now known or herein after developed without the previous express consent by the copyright owner, except for reproduction in daily press and regular printed publications on sale to the public within 60 days of the event related to those data/results and always provided that copyright symbol appears together as follows below.

© DORNA WSBK ORGANIZATION Srl 2017



Qatar Round, 2-3-4 November 2017

World Supersport - Championship Standings

	Points	Points From First	Points From Previous	February 26 PHILLIP ISLAND	March 12 BURIRAM	April 2 ARAGÓN	April 30 ASSEN	May 14 IMOLA	May 28 DONINGTON PARK	June 18 MISANO	August 20 LAUSITZRING	September 17 PORTIMAO	October 1 MAGNY COURS	October 22 JEREZ	November 4 LOSAIL			
26 WAROKORN Thitipong (THA)	13	177	2		13 11	13	18	19	20	22	22	24	25	26	26			
27 BASSANI Axel (ITA)	11	179	2							9 27	28	29	29	2 27	27			
28 CALERO Nacho (ESP)	10	180	1	7 9	3 12	16	19	20	22	25	25	27	27	28	28			
29 EPIS Lachlan (AUS)	10	180	0	6 10	4 12	16	19	20	22	25	25	27	27	28	28			
30 CRESSON Loris (BEL)	8	182	2					8 24	25	28	29	30	30	30	30			
31 BALDOLINI Alex (ITA)	8	182	0	3 13	18	24	26	29	31	32	35	35	2 35	35	3 30			
32 GRADINGER Thomas (AUT)	7	183	1								7 30	31	31	31	32			
33 FRANCIS Joe (GBR)	6	184	1						6 26	29	31	32	32	32	33			
34 MULHAUSER Robin (SUI)	6	184	0		6 16	20	23	25	26	29	31	32	32	32	33			
35 KHAIRUDDIN Zulfahmi (MAS)	6	184	0	4 12	17	2 20	23	25	26	29	31	32	32	32	33			
36 CARDELUS Xavier (AND)	5	185	1			3 24	26	29	31	32	35	35	36	36	2 36			
37 PIZZOLI Davide (ITA)	2	188	3		2 19	26	28	31	33	34	37	37	37	37	37			
38 HILL Stefan (GBR)	1	189	1												1 38			

04/11/2017 First Line: Championship Standings - Second Line: Ranking Progression

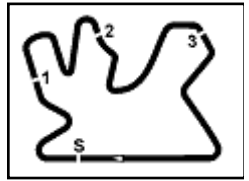
These data/results cannot be reproduced, stored and/or transmitted in whole or in part by any manner of electronic, mechanical, photocopying, recording, broadcasting or otherwise now known or herein after developed without the previous express consent by the copyright owner, except for reproduction in daily press and regular printed publications on sale to the public within 60 days of the event related to those data/results and always provided that copyright symbol appears together as follows below.

© DORNA WSBK ORGANIZATION Srl 2017



FIM Europe Supersport Cup

8.6



102/13

Losail International Circuit 5.380 m

Qatar Round, 2-3-4 November 2017 Championship Standings

3 / 3

Points	Points From First	Points From Previous	European Supersport													
			February 26 PHILLIP ISLAND	March 12 BURIRAM	April 2 ARAGÓN	April 30 ASSEN	May 14 IMOLA	May 28 DONINGTON PARK	June 18 MISANO	August 20 LAUSITZRING	September 17 PORTIMAO	October 1 MAGNY COURS	October 22 JEREZ	November 4 LOSAIL		
1 SOOMER Hannes (EST)	28				7 1	3 1	1	3 1	7 1	3 1	1 1	3 1	1 1			
2 HARTOG Rob (NED)	27 1			4 2	6 1	1	2	3 2	2	6 2	2	2	8 2			
3 ZACCONE Alessandro (ITA)	17 11 10					6 3	3	5 3	2 2	3	3	3	4 3			

04/11/2017 First Line: Championship Standings - Second Line: Ranking Progression

These data/results cannot be reproduced, stored and/or transmitted in whole or in part by any manner of electronic, mechanical, photocopying, recording, broadcasting or otherwise now known or herein after developed without the previous express consent by the copyright owner, except for reproduction in daily press and regular printed publications on sale to the public within 60 days of the event related to those data/results and always provided that copyright symbol appears together as follows below.

© DORNA WSBK ORGANIZATION Srl 2017

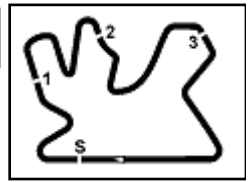
FICR PERUGIA TIMING



Official Tyre Supplier



Official Timekeeper



Qatar Round, 2-3-4 November 2017

World Supersport - Manufacturers Standings

	Points	Points From First	Points From Previous	February 26 PHILLIP ISLAND	March 12 BURIRAM	April 2 ARAGÓN	April 30 ASSEN	May 14 IMOLA	May 28 DONINGTON PARK	June 18 MISANO	August 20 LAUSITZRING	September 17 PORTIMÃO	October 1 MAGNY COURS	October 22 JEREZ	November 4 LOSAIL			
1 YAMAHA	266			20 2	25 1	25 1	20 1	20 1	20 1	16 1	25 1	20 1	25 1	25 1	25 1			
2 KAWASAKI	223	43		13 3	13 3	11 3	25 2	25 2	25 2	25 2	20 2	25 2	9 2	16 2	16 2			
3 HONDA	175	91	48	9 4	10 4	13 4	16 4	11 4	16 4	20 3	13 3	16 3	11 3	20 3	20 3			
4 MV AGUSTA	145	121	30	25 1	5 2	16 2	13 3	16 3	2 3	13 4	10 4	11 4	16 4	13 4	5 4			
5 TRIUMPH	56	210	89			6 5	8 5	4 5	13 5		6 5	5 5	6 5		8 5			

04/11/2017

First Line: Championship Standings - Second Line: Ranking Progression

These data/results cannot be reproduced, stored and/or transmitted in whole or in part by any manner of electronic, mechanical, photocopying, recording, broadcasting or otherwise now known or herein after developed without the previous express consent by the copyright owner, except for reproduction in daily press and regular printed publications on sale to the public within 60 days of the event related to those data/results and always provided that copyright symbol appears together as follows below.

© DORNA WSBK ORGANIZATION Srl 2017

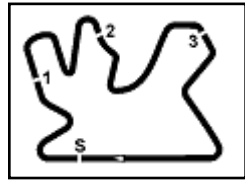
FIAT PERUGIA TIMING



Official Tyre Supplier



Official Timekeeper



Qatar Round, 2-3-4 November 2017
World Supersport - Pirelli Best Laps Award

Losail International Circuit 5.380 m

Points	Points From First	Points From Previous	February 26	March 12	April 2	April 30	May 14	May 28	June 18	August 20	September 17	October 1	October 22	November 4			
			PHILLIP ISLAND	BURIRAM	ARAGÓN	ASSEN	IMOLA	DONINGTON PARK	MISANO	LAUSITZRING	PORTIMÃO	MAGNY COURS	JEREZ	LOSAIL			
Fastest Laps																	
1	3					1			1					1			
2	1						1			1							
3	1	0						1			1						
4	1	0										1	1				
5	2	1	1														
6	2	0		1													
7	2	0			1												

04/11/2017

These data/results cannot be reproduced, stored and/or transmitted in whole or in part by any manner of electronic, mechanical, photocopying, recording, broadcasting or otherwise now known or herein after developed without the previous express consent by the copyright owner, except for reproduction in daily press and regular printed publications on sale to the public within 60 days of the event related to those data/results and always provided that copyright symbol appears together as follows below.

© DORNA WSBK ORGANIZATION Srl 2017

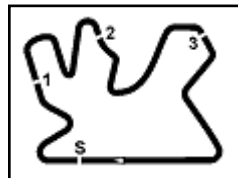
FKR PERUGIA TIMING



Official Tyre Supplier



Official Timekeeper



Qatar Round, 2-3-4 November 2017

World Supersport - Rider's Performance

Losail International Circuit 5.380 m

1 / 2

Points	Points From First	Points From Previous	February 26 PHILLIP ISLAND		March 12 BURIRAM		April 2 ARAGÓN		April 30 ASSEN		May 14 IMOLA		May 28 DONINGTON PARK		June 18 MISANO		August 20 LAUSITZRING		September 17 PORTIMÃO		October 1 MAGNY COURS		October 22 JEREZ		November 4 LOSAIL		G R	G R	G R		
			G	R	G	R	G	R	G	R	G	R	G	R	G	R	G	R	G	R	G	R	G	R	G	R				G	R
1 MAHIAS	190		5	2	3	Rt	5	1	4	2	2	2	2	2	4	Rt	6	3	2	2	12	4	5	5	1	1					
2 SOFUOGLU	161	29					2	Rt	1	1	5	1	1	1	1	1	5	2	1	1	3				4	3					
3 CLUZEL	155	35	6	2	Rt	1	Rt	14	4	5	3	8	6	3	3	2	2	4	4	5	3	7	5	2	2	2	2				
4 MORAIS	141	49	14	15	11	14	7	3	2	6	5	6	4	10	6	7	8	1	1	4	4	2	8	3	6	6	7				
5 CARICASULO	118	72	23	3	Rt	7	1	13	Rt	9	6	4	Rt	13	Rt	3	3	2	Rt	7	7	4	2	1	1	7	4				
6 JACOBSEN	108	82	10	1	6	11	Rt	1	3	2	4	1	3	6	Rt	8	4	14	Rt	3	5	9	3	4	4	5	Rt				
7 TUULI	82	108	26	16	5	13	3	7	Rt	13	16	14	Rt	24	24	18	Rt	3	5	6	Rt	1	1	10	7	3	6				
8 WEST	73	117	9	22	3			35		26	14	20	11	16	7	12	10	13	8					6	3	12	5				
9 SMITH	57	133	16	9	Rt	6	Ex	4	16	8	11	7	5	8	8	9	5	9	7	13	Rt	17	9	11	Rt	9	10				
10 STAPLEFORD	55	135	2	11	Rt			16	10	7	8	18	13	4	4	6	Rt	7	10	8	11	20	10	12	18	8	8				
11 GAMARINO	50	140	5	19	Ns	9	Rt	10	7	14	9	3	7	11	Rt	5	Rt	22	12	10	6	13	15	9	10	11	12				
12 ROLFO	43	147	7	8	1	22	11	6	6	16	15	16	Rt	21	14	23	18					24	Rt								
13 RYDE	43	147	0	4	4	10	5	18	8	10	12	9	Rt	14	11	19	14	21	16	15	Rt	29	22								
14 OKUBO	42	148	1	10		8	6	8	11	17	21	10	9	12	9	33	15	11	23	22	12	26	11	20	13	21	Rt				
15 CANDUCCI	42	148	0	12	14	17	Rt	15	5	3	7	22	14	17	17			18	15	12	13	11	7	7	11	10	Rt				
16 ZANETTI	33	157	9															8	6	14	8	21	6	8	17	15	11				
17 REA	31	159	2	7	Ns	12	Ex	12	Rt	12	17	19	15	9	12	10	6	12	Rt	9	14	5	Rt	16	9	13	9				
18 SOOMER	28	162	3					21	9	11	13	17	16	15	13	14	9	10	13	23	15	23	13	14	15						
19 HARTOG	27	163	1					23	12	15	10	15	17	30	19	24	13	19	Rt	16	10	14	17	15	8						
20 WATANABE	21	169	6	23	8	19	9	19	15	22	Rt	21	Rt	26	15	21	12	24	20	18	Rt	6	Rt	23	22	17	Rt				
21 KRAISART	20	170	1			4	2																								
22 WAGNER	17	173	3	20	7	16	8	22	17	33																					
23 ZACCONE	17	173	0					11	Rt	18	18	12	10	22	Rt	16	11	16	14	21	Rt	10	Rt	13	12						
24 BERGMAN	16	174	1															15	11	11	9	8	12	21	16	14	16				
25 KENNEDY	15	175	1									13	12	5	5																
26 WAROKORN	13	177	2			18	4																								
27 BASSANI	11	179	2													11	7							18	14						
28 EPIS	10	180	1	21	10	20	12	27	20	25	Rt	30	19	27	23	28	Rt	28	21	25	Rt	15	24	29	24	24	18				
29 CALERO	10	180	0	14	9	21	13	25	18	23	19	27	21	29	22	17	16	20	18	29	Rt	27	Rt	28	Rt	26	17				
30 BALDOLINI	8	182	2	6	13							24	Rt	18	16	35		23	Rt	28		16	14	19	Rt	16	13				
31 CRESSON	8	182	0					20	Rt			11	8			15	Rt														
32 GRADINGER	7	183	1															17	9												
33 MULHAUSER	6	184	1	17	Ns	15	10	9	Rt	20	20	26	18	23	18	22	Rt														

G = Grid - 1 = Race 1 - 2 = Race 2

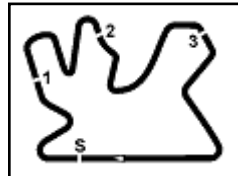
Ns = Did Not Start - Rt = Retired - Ex = Excluded

04/11/2017

These data/results cannot be reproduced, stored and/or transmitted in whole or in part by any manner of electronic, mechanical, photocopying, recording, broadcasting or otherwise now known or herein after developed without the previous express consent by the copyright owner, except for reproduction in daily press and regular printed publications on sale to the public within 60 days of the event related to those data/results and always provided that copyright symbol appears together as follows below.

© DORNA WSBK ORGANIZATION Srl 2017





Qatar Round, 2-3-4 November 2017

World Supersport - Rider's Performance

Losail International Circuit 5.380 m

2 / 2

	Points	Points From First	Points From Previous	February 26 PHILLIP ISLAND		March 12 BURIRAM		April 2 ARAGÓN		April 30 ASSEN		May 14 IMOLA		May 28 DONINGTON PARK		June 18 MISANO		August 20 LAUSITZRING		September 17 PORTIMÃO		October 1 MAGNY COURS		October 22 JEREZ		November 4 LOSAIL								
				G	R	G	R	G	R	G	R	G	R	G	R	G	R	G	R	G	R	G	R	G	R	G	R	G	R	G	R	G	R	G
34 FRANCIS	6	184	0											7	10																			
35 KHAIRUDDIN	6	184	0	13	12	5	Rt	17	14	19	Rt	25	Rt	20	20	20	Rt	26	19	19	17	19	19	22	19	19	19							
36 CARDELUS	5	185	1					26	13					34	Rt			31						25	23	23	14							
37 PIZZOLI	2	188	3	24	Rt	23	14	34		31	Rt	34	Rt																					
38 HILL	1	189	1	18	Rt			24	21	24	Rt					26	23	27	25	20	Rt	18	18	17	Rt	20	15							

G = Grid - 1 = Race 1 - 2 = Race 2

Ns = Did Not Start - Rt = Retired - Ex = Excluded

04/11/2017

These data/results cannot be reproduced, stored and/or transmitted in whole or in part by any manner of electronic, mechanical, photocopying, recording, broadcasting or otherwise now known or herein after developed without the previous express consent by the copyright owner, except for reproduction in daily press and regular printed publications on sale to the public within 60 days of the event related to those data/results and always provided that copyright symbol appears together as follows below.

© DORNA WSBK ORGANIZATION Srl 2017

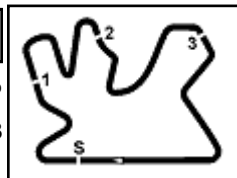
FICR PERUGIA TIMING



Official Tyre Supplier



Official Timekeeper



Qatar Round, 2-3-4 November 2017

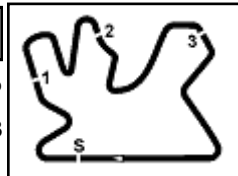
World Supersport - Best Laps & Speeds

No.	Rider	Best Lap	FP1	FP2	FP3	SP1	SP2	WU	RC
	Nat Bike	laps speed	laps speed	laps speed	laps speed	laps speed	laps speed	laps speed	laps speed
1	144 L. MAHIAS	2'00.738	2'02.815	2'01.316	2'02.665		2'00.738	2'02.408	2'01.918
	FRA Yamaha YZF R6	64 276,9	16 270,6	17 268,6	6 273,4		6 271,3	4 272,7	15 276,9
2	16 J. CLUZEL	2'01.284	2'03.168	2'01.728	2'02.837		2'01.284	2'02.839	2'01.877
	FRA Honda CBR600RR	69 276,9	15 276,2	20 274,8	7 270,6		5 271,3	7 276,9	15 276,9
3	66 N. TUULI	2'01.392	2'03.176	2'02.338	2'02.228		2'01.392		2'02.377
	FIN Yamaha YZF R6	69 277,6	22 271,3	18 268,6	7 269,3		7 266,6		15 277,6
4	1 K. SOFUOGLU	2'01.522	2'03.244	2'01.963	2'02.398		2'01.522	2'02.430	2'01.832
	TUR Kawasaki ZX-6R	71 274,8	17 274,1	20 270,0	8 272,7		6 274,1	5 266,6	15 274,8
5	99 P. JACOBSEN	2'01.526	2'03.511	2'02.486	2'03.028	2'01.757	2'01.526	2'02.309	2'02.399
	USA MV Agusta F3 675	71 273,4	19 271,3	19 272,7	7 267,9	6 267,3	6 264,0	7 267,3	7 273,4
6	32 S. MORAIS	2'01.708	2'03.635	2'02.500	2'02.671	2'01.795	2'01.708		2'02.380
	RSA Yamaha YZF R6	76 281,2	20 281,2	20 275,5	7 276,2	7 273,4	7 272,0		15 274,1
7	64 F. CARICASULO	2'01.734	2'02.867	2'01.734	2'02.767		2'01.780	2'02.483	2'01.985
	ITA Yamaha YZF R6	76 281,2	21 271,3	19 273,4	7 276,9		7 269,3	7 276,9	15 281,2
8	81 L. STAPLEFORD	2'01.734	2'03.468	2'01.734	2'02.692		2'01.950	2'02.662	2'02.258
	GBR Triumph Daytona 675	68 275,5	18 275,5	19 269,3	4 266,6		5 265,3	7 273,4	15 275,5
9	111 K. SMITH	2'01.867	2'02.743	2'01.867	2'02.356		2'01.954	2'02.710	2'02.187
	GBR Honda CBR600RR	67 279,0	17 270,6	16 270,0	7 268,6		5 266,6	7 276,9	15 279,0
10	13 A. WEST	2'01.928	2'03.150	2'01.928	2'03.368		2'02.081	2'02.854	2'01.952
	AUS Kawasaki ZX-6R	79 276,2	20 269,3	21 272,7	8 270,6		7 268,6	8 270,0	15 276,2
11	65 M. CANDUCCI	2'02.004	2'04.987	2'02.029	2'03.510		2'02.004	2'04.011	
	ITA Kawasaki ZX-6R	65 276,2	21 275,5	22 274,1	8 276,2		6 270,6	8 270,0	
12	11 C. GAMARINO	2'02.006	2'03.582	2'02.408	2'04.449		2'02.006	2'03.485	2'03.150
	ITA Honda CBR600RR	73 273,4	19 273,4	18 271,3	7 267,9		6 266,0	8 270,6	15 273,4
13	87 L. ZANETTI	2'02.304	2'03.290	2'03.425	2'04.170	2'02.544		2'03.622	2'02.304
	ITA MV Agusta F3 675	76 276,9	20 271,3	19 266,6	8 268,6	7 276,9		7 275,5	15 274,8
14	4 G. REA	2'02.256	2'03.737	2'02.626	2'02.256	2'02.355		2'03.095	2'02.435
	GBR Kawasaki ZX-6R	80 273,4	21 272,0	23 272,7	7 272,7	7 273,4		7 265,3	15 273,4
15	71 C. BERGMAN	2'02.397	2'04.299	2'02.948	2'04.273	2'02.397		2'03.147	2'03.142
	SWE Honda CBR600RR	76 272,0	21 270,0	18 267,9	8 269,3	6 267,9		8 272,0	15 264,7
16	78 H. OKUBO	2'02.511	2'04.065	2'02.511	2'05.037	2'02.986		2'03.624	2'03.479
	JPN Honda CBR600RR	73 272,7	20 272,7	20 271,3	8 267,3	7 266,6		7 267,9	11 272,0
17	25 A. BALDOLINI	2'02.748	2'04.136	2'02.748	2'03.544	2'02.754		2'03.247	2'03.257
	ITA Yamaha YZF R6	71 276,2	17 272,7	18 275,5	8 276,2	6 275,5		7 276,2	15 275,5
18	26 K. WATANABE	2'02.861	2'05.251	2'03.627	2'04.376	2'02.861		2'03.998	2'03.177
	JPN Kawasaki ZX-6R	78 271,3	21 269,3	21 267,3	8 271,3	7 270,6		7 266,6	14 270,0
19	112 S. AL SULAITI	2'02.880	2'04.607	2'03.806	2'04.409	2'02.880		2'03.423	2'03.861
	QAT Kawasaki ZX-6R	59 273,4	17 262,1	18 268,6	8 266,0	6 262,7		7 267,9	3 273,4
20	63 Z. KHAIRUDDIN	2'02.923	2'04.793	2'03.582	2'04.828	2'02.923		2'03.476	2'03.155
	MAS Kawasaki ZX-6R	72 274,8	18 268,6	20 267,9	6 270,6	6 270,6		7 270,0	15 274,8

04/11/2017

These data/results cannot be reproduced, stored and/or transmitted in whole or in part by any manner of electronic, mechanical, photocopying, recording, broadcasting or otherwise now known or herein after developed without the previous express consent by the copyright owner, except for reproduction in daily press and regular printed publications on sale to the public within 60 days of the event related to those data/results and always provided that copyright symbol appears together as follows below.

© DORNA WSBK ORGANIZATION Srl 2017



Qatar Round, 2-3-4 November 2017

World Supersport - Best Laps & Speeds

No.	Rider		Best Lap		FP1		FP2		FP3		SP1		SP2		WU		RC	
	Nat	Bike	laps	speed	laps	speed	laps	speed	laps	speed	laps	speed	laps	speed	laps	speed	laps	speed
21	35	S. HILL		2'02.942	2'04.786	2'03.328	2'03.749	2'02.942			2'04.131	2'03.230						
	GBR	Triumph Daytona 675	83	276,2	23	269,3	22	266,6	8	267,9	7	272,7			8	270,0	15	276,2
22	195	M. AL NAIMI		2'03.039	2'05.069	2'04.427	2'04.082	2'03.190			2'03.325	2'03.039						
	QAT	Kawasaki ZX-6R	55	277,6	14	272,0	17	272,7	6	270,0	7	270,0			7	277,6	4	276,2
23	69	X. CARDELUS		2'03.225	2'06.811	2'05.220	2'04.955	2'03.225			2'04.334	2'03.663						
	AND	Yamaha YZF R6	69	273,4	16	270,6	18	269,3	7	270,6	6	267,9			7	271,3	15	273,4
24	83	L. EPIS		2'03.576	2'05.657	2'04.463	2'04.412	2'03.576			2'04.577	2'05.085						
	AUS	Kawasaki ZX-6R	74	267,9	20	266,0	16	267,9	8	263,4	7	260,8			8	260,8	15	264,7
25	10	N. CALERO		2'03.693	2'04.940	2'04.068	2'05.716	2'13.310			2'03.693	2'03.896						
	ESP	Kawasaki ZX-6R	69	276,2	20	270,6	18	263,4	4	262,7	5	264,0			7	276,2	15	270,6
26	48	G. SCARCELLA		2'04.240	2'07.611	2'05.909	2'06.236	2'04.240			2'05.879	2'04.520						
	AUS	Honda CBR600RR	59	268,6	18	265,3	17	262,7	7	268,6	6	265,3			7	263,4	4	268,6

04/11/2017

These data/results cannot be reproduced, stored and/or transmitted in whole or in part by any manner of electronic, mechanical, photocopying, recording, broadcasting or otherwise now known or herein after developed without the previous express consent by the copyright owner, except for reproduction in daily press and regular printed publications on sale to the public within 60 days of the event related to those data/results and always provided that copyright symbol appears together as follows below.

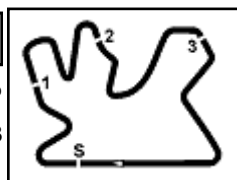
© DORNA WSBK ORGANIZATION Srl 2017

FICR PERUGIA TIMING


Official Tyre Supplier



Official Timekeeper



Qatar Round, 2-3-4 November 2017

World Supersport - Race Winners

	2014	2015	2016	2017
01 Phillip Island	Cluzel J. (Fra) Mva	Cluzel J. (Fra) Mva	Krummenacher R. (Sui) Kaw	Rolfo R. (Ita) Mva
02 Chang		Wilairot R. (Tha) Hon	Cluzel J. (Fra) Mva	Caricasulo F. (Ita) Yam
03 Motorland Aragon	Sofuoglu K. (Tur) Kaw	Sofuoglu K. (Tur) Kaw	Sofuoglu K. (Tur) Kaw	Mahias L. (Fra) Yam
04 TT Circuit Assen	van der Mark M. (Ned) Hon	Sofuoglu K. (Tur) Kaw	Smith K. (Gbr) Hon	Sofuoglu K. (Tur) Kaw
05 Autodromo Imola	Zanetti L. (Ita) Hon	Sofuoglu K. (Tur) Kaw	Sofuoglu K. (Tur) Kaw	Sofuoglu K. (Tur) Kaw
06 Donington Park	van der Mark M. (Ned) Hon	Sofuoglu K. (Tur) Kaw	Sofuoglu K. (Tur) Kaw	Sofuoglu K. (Tur) Kaw
07 Misano World Circuit	Cluzel J. (Fra) Mva	Cluzel J. (Fra) Mva	Sofuoglu K. (Tur) Kaw	Sofuoglu K. (Tur) Kaw
08 Lausitzring			Sofuoglu K. (Tur) Kaw	Morais S. (Rsa) Yam
09 Portimão	van der Mark M. (Ned) Hon	Cluzel J. (Fra) Mva		Sofuoglu K. (Tur) Kaw
10 Magny-Cours	Cluzel J. (Fra) Mva	Jacobsen P. (Usa) Hon	Cluzel J. (Fra) Mva	Tuuli N. (Fin) Yam
11 Jerez	van der Mark M. (Ned) Hon	Sofuoglu K. (Tur) Kaw	Sofuoglu K. (Tur) Kaw	Caricasulo F. (Ita) Yam
12 Losail	van der Mark M. (Ned) Hon	Smith K. (Gbr) Hon	Smith K. (Gbr) Hon	Mahias L. (Fra) Yam

2017

- 5 K. Sofuoglu
- 2 F. Caricasulo
- 2 **L. Mahias**
- 1 S. Morais
- 1 R. Rolfo
- 1 N. Tuuli

ALL TIMES

- | | | | |
|-------------------|-----------------|--------------------|-------------------|
| 43 K. Sofuoglu | 5 C. Crutchlow | 2 L. Mahias | 1 G. Rea |
| 16 F. Foret | 4 J. Whitham | 2 F. Caricasulo | 1 L. Zanetti |
| 12 S. Charpentier | 4 K. Curtain | 1 P. Bontempi | 1 N. Tuuli |
| 12 E. Laverty | 4 C. Vermeulen | 1 P. Riba | 1 R. Wilairot |
| 12 J. Cluzel | 3 I. MacPherson | 1 W. Zeelenberg | 1 R. Krummenacher |
| 11 K. Muggeridge | 3 C. Kellner | 1 G. Nannelli | |
| 8 S. Lowes | 3 L. Scassa | 1 J. Vd Goorbergh | |
| 7 A. Pitt | 3 J. Lascorz | 1 L. Lanzi | |
| 6 P. Casoli | 3 J. Rea | 1 A. Badovini | |
| 6 K. Fujiwara | 3 K. Smith | 1 Y. Tiberio | |
| 6 S. Chambon | 2 R. Xaus | 1 M. Roccoli | |
| 6 J. Teuchert | 2 J. Brookes | 1 R. Rolfo | |
| 6 B. Parkes | 2 A. West | 1 S. Morais | |
| 6 C. Davies | 2 P. Jacobsen | 1 M. Pirro | |
| 6 M. van der Mark | | | |

23/02/2014

These data/results cannot be reproduced, stored and/or transmitted in whole or in part by any manner of electronic, mechanical, photocopying, recording, broadcasting or otherwise now known or herein after developed without the previous express consent by the copyright owner, except for reproduction in daily press and regular printed publications on sale to the public within 60 days of the event related to those data/results and always provided that copyright symbol appears together as follows below.

© DORNA WSBK ORGANIZATION Srl 2017

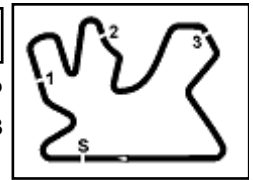
FKR PERUGIA TIMING



Official Tyre Supplier



Official Timekeeper


Qatar Round, 2-3-4 November 2017
World Supersport - Team Standings

Losail International Circuit 5.380 m

1 / 2

	February 26 PHILLIP ISLAND	March 12 BURIRAM	April 2 ARAGÓN	April 30 ASSEN	May 14 IMOLA	May 28 DONINGTON PARK	June 18 MISANO	August 20 LAUSITZRING	September 17 PORTIMAO	October 1 MAGNY COURS	October 22 JEREZ	November 4 LOSAIL		
1 GRT Yamaha Official WorldSSP Team	308													
MAHIAS Lucas	190	20	25	20	20	20		16	20	13	11	25		
CARICASULO Federico	118	25		10			16		9	20	25	13		
2 Kawasaki Puccetti Racing	246 (-62)													
SOFUOGLU Kenan	161			25	25	25	25	20	25				16	
RYDE Kyle	43	13	11	8	4	5	2							
WEST Anthony	27										16	11		
WAROKORN Thitipong	13	13												
BASSANI Axel	2										2			
3 Kallio Racing	223 (-85)													
MORAIS Sheridan	141	5	9	20	11	13	10	8	25	13	8	10	9	
TUULI Niki	82	11	16					11		25	9	10		
4 CIA Landlord Insurance Honda	211 (-97)													
CLUZEL Jules	155		13	16	10	16	20	13	16	11	20	20		
OKUBO Hikari	38	10	5		7	7	1			5	3			
BERGMAN Christoffer	12							5	7					
MULHAUSER Robin	6	6												
5 MV Agusta Reparto Corse	125 (-183)													
JACOBSEN PJ	108	10	16	13	16		13		11	16	13			
ZACCONI Alessandro	17				6		5	2			4			
6 Team Factory Vamag	76 (-232)													
ROLFO Roberto	43	25	5	10	1	2								
ZANETTI Lorenzo	33							10	8	10		5		
7 GEMAR Team Lorini	74 (-234)													
SMITH Kyle	57			5	11	8	11	9		7		6		
WAGNER Aiden	17	9	8											
8 Profile Racing	71 (-237)													
STAPLEFORD Luke	55		6	8	3	13		6	5	6		8		
KENNEDY Jack	15				4	11								
HILL Stefan	1											1		
9 Team Kawasaki Go Eleven	52 (-256)													
REA Gino	31				1	4	10		2		7	7		
WATANABE Kazuki	21	8	7	1		1	4							
10 3570 Puccetti Racing FMI	51 (-257)													
CANDUCCI Michael	42	2		11	9	2		1	3	9	5			
BASSANI Axel	9						9							
11 BARDAHL EVAN BROS. Honda Racing	50 (-258)													
GAMARINO Christian	50		9	7	9			4	10	1	6	4		
12 EAB West Racing	46 (-262)													
WEST Anthony	46	16		2	5	9	6	8						
13 WILSport Racedays	28 (-280)													
SOOMER Hannes	28		7	3		3	7	3	1	3	1			
14 Team Hartog - Jenik - Against Cancer	27 (-281)													
HARTOG Rob	27		4	6			3		6		8			
15 Yamaha Thailand Racing Team	20 (-288)													
KRAISART Decha	20	20												
16 Orelec Racing VerdNatura	16 (-292)													
CALERO Nacho	10	7	3											
KHAIRUDDIN Zulfahmi	6	4	2											
17 Race Department ATK#25	15 (-293)													
BALDOLINI Alex	8	3								2		3		
CARDELUS Xavier	5		3									2		

04/11/2017

These data/results cannot be reproduced, stored and/or transmitted in whole or in part by any manner of electronic, mechanical, photocopying, recording, broadcasting or otherwise now known or herein after developed without the previous express consent by the copyright owner, except for reproduction in daily press and regular printed publications on sale to the public within 60 days of the event related to those data/results and always provided that copyright symbol appears together as follows below.

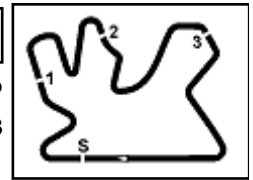
© DORNA WSBK ORGANIZATION Srl 2017

FICR PERUGIA TIMING


Official Tyre Supplier



Official Timekeeper



Qatar Round, 2-3-4 November 2017

World Supersport - Team Standings

	February 26 PHILLIP ISLAND	March 12 BURIRAM	April 2 ARAGÓN	April 30 ASSEN	May 14 IMOLA	May 28 DONINGTON PARK	June 18 MISANO	August 20 LAUSITZRING	September 17 PORTIMAO	October 1 MAGNY COURS	October 22 JEREZ	November 4 LOSAIL	
PIZZOLI Davide	2	2											
18 Response RE Racing				10	(-298)								
EPIS Lachlan	10	6	4										
19 SC Racing-RPM84				8	(-300)								
CRESSON Loris	8				8								
20 MPB Racing				7	(-301)								
GRADINGER Thomas	7						7						
21 Halsall Racing Team				6	(-302)								
FRANCIS Joe	6					6							

04/11/2017

These data/results cannot be reproduced, stored and/or transmitted in whole or in part by any manner of electronic, mechanical, photocopying, recording, broadcasting or otherwise now known or herein after developed without the previous express consent by the copyright owner, except for reproduction in daily press and regular printed publications on sale to the public within 60 days of the event related to those data/results and always provided that copyright symbol appears together as follows below.

© DORNA WSBK ORGANIZATION Srl 2017

FIGR PERUGIA TIMING



Official Tyre Supplier



Official Timekeeper