

Qatar Round, 2-3-4 November 2017

World Supersport - Chronological Analysis Race

Losail International Circuit 5.380 m

Start at 19:31'24.521

1 / 4

144 L. MAHIAS (2'01.918)							
Lap	Seg.1	Seg.2	Seg.3	Seg.4	Lap Time	km/h	Local Time
1		31.361	29.884	34.516	2'08.085		19:33'32.606
2	26.942	31.449	29.785	34.415	2'02.591	269,3	19:35'35.197
3	26.684	31.119	30.213	34.248	2'02.264	276,9	19:37'37.461
4	26.937	31.302	29.832	34.400	2'02.471	265,4	19:39'39.932
5	26.760	31.226	29.856	34.394	2'02.236	265,4	19:41'42.168
6	26.803	31.088	29.760	34.387	2'02.038	266,0	19:43'44.206
7	26.825	31.336	29.855	34.386	2'02.402	266,0	19:45'46.608
8	26.802	31.218	29.965	34.398	2'02.383	266,0	19:47'48.991
9	26.798	31.208	29.878	34.348	2'02.232	266,0	19:49'51.223
10	26.685	31.254	29.851	34.321	2'02.111	265,4	19:51'53.334
11	26.712	31.181	29.877	34.358	2'02.128	266,0	19:53'55.462
12	26.822	31.553	29.953	34.355	2'02.683	266,0	19:55'58.145
13	26.541	31.220	29.878	34.279	2'01.918	271,4	19:58'00.063
14	26.718	31.195	29.852	34.384	2'02.149	266,7	20:00'02.212
15	26.815	31.209	29.763	34.327	2'02.114	266,7	20:02'04.326

9	26.831	31.469	29.928	34.270	2'02.498	274,8	19:49'51.685
10	26.630	31.298	29.863	34.194	2'01.985	272,0	19:51'53.670
11	26.713	31.433	29.822	34.237	2'02.205	275,5	19:53'55.875
12	26.550	31.626	29.968	34.309	2'02.453	273,4	19:55'58.328
13	26.721	31.494	30.003	34.293	2'02.511	276,2	19:58'00.839
14	27.790	31.708	30.051	34.468	2'04.017	271,4	20:00'04.856
15	26.813	31.560	30.161	34.781	2'03.315	269,3	20:02'08.171

16 J. CLUZEL (2'01.877)							
Lap	Seg.1	Seg.2	Seg.3	Seg.4	Lap Time	km/h	Local Time
1		31.433	29.819	34.367	2'08.097		19:33'32.618
2	26.645	31.449	29.815	34.537	2'02.446	269,3	19:35'35.064
3	27.200	31.502	29.821	34.174	2'02.697	266,0	19:37'37.761
4	26.996	31.592	29.822	34.196	2'02.606	276,9	19:39'40.367
5	26.791	31.417	29.730	34.176	2'02.114	276,9	19:41'42.481
6	26.777	31.425	29.828	34.348	2'02.378	276,2	19:43'44.859
7	26.569	31.390	29.845	34.389	2'02.193	272,0	19:45'47.052
8	26.631	31.410	29.800	34.263	2'02.104	272,0	19:47'49.156
9	26.744	31.417	29.820	34.322	2'02.303	274,1	19:49'51.459
10	26.560	31.410	29.838	34.227	2'02.035	272,0	19:51'53.494
11	26.680	31.400	29.738	34.185	2'02.003	272,7	19:53'55.497
12	26.668	31.497	29.941	34.486	2'02.592	272,7	19:55'58.089
13	26.726	31.339	29.926	34.244	2'02.235	265,4	19:58'00.324
14	26.560	31.394	29.730	34.193	2'01.877	272,7	20:00'02.201
15	26.905	31.388	29.699	34.156	2'02.148	264,7	20:02'04.349

13 A. WEST (2'01.952)							
Lap	Seg.1	Seg.2	Seg.3	Seg.4	Lap Time	km/h	Local Time
1			32.288	29.967	34.561	2'10.705	19:33'35.226
2	27.055	31.835	29.986	34.411	2'03.287	268,7	19:35'38.513
3	26.685	31.475	29.761	34.518	2'02.439	272,0	19:37'40.952
4	26.713	31.334	29.753	34.374	2'02.174	270,7	19:39'43.126
5	26.655	31.617	29.914	34.687	2'02.873	274,1	19:41'45.999
6	26.660	31.295	29.896	34.492	2'02.343	268,7	19:43'48.342
7	26.794	31.383	29.763	34.560	2'02.500	270,0	19:45'50.842
8	26.821	31.604	30.011	34.566	2'03.002	276,2	19:47'53.844
9	26.739	31.297	29.968	34.488	2'02.492	270,0	19:49'56.336
10	26.630	31.161	29.785	34.376	2'01.952	266,7	19:51'58.288
11	26.803	31.230	30.129	34.558	2'02.720	267,3	19:54'01.008
12	26.696	31.700	29.997	34.424	2'02.817	272,7	19:56'03.825
13	26.758	31.573	29.945	34.281	2'02.557	270,7	19:58'06.382
14	26.749	31.429	29.994	34.804	2'02.976	265,4	20:00'09.358
15	26.772	31.365	30.100	34.677	2'02.914	264,1	20:02'12.272

1 K. SOFUOGLU (2'01.832)							
Lap	Seg.1	Seg.2	Seg.3	Seg.4	Lap Time	km/h	Local Time
1		31.882	29.984	35.002	2'09.896		19:33'34.417
2	26.894	31.465	29.760	34.561	2'02.680	268,7	19:35'37.097
3	26.956	31.326	29.713	34.435	2'02.430	270,0	19:37'39.527
4	26.695	31.345	29.767	34.404	2'02.211	270,0	19:39'41.738
5	26.545	31.427	29.764	34.434	2'02.170	270,7	19:41'43.908
6	26.624	31.736	29.985	34.464	2'02.809	272,7	19:43'46.717
7	26.996	31.237	29.848	34.395	2'02.476	272,7	19:45'49.193
8	26.537	31.355	29.966	34.336	2'02.194	271,4	19:47'51.387
9	26.867	31.280	29.946	34.346	2'02.439	274,1	19:49'53.826
10	26.663	31.211	29.867	34.404	2'02.145	264,7	19:51'55.971
11	26.596	31.330	29.700	34.299	2'01.925	267,3	19:53'57.896
12	26.571	31.216	29.729	34.316	2'01.832	268,0	19:55'59.728
13	26.587	31.211	29.749	34.427	2'01.974	268,0	19:58'01.702
14	27.011	31.868	29.977	34.448	2'03.304	269,3	20:00'05.006
15	26.752	31.768	29.957	34.631	2'03.108	274,8	20:02'08.114

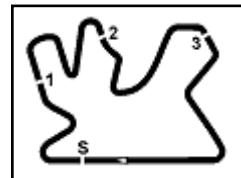
66 N. TUULI (2'02.377)							
Lap	Seg.1	Seg.2	Seg.3	Seg.4	Lap Time	km/h	Local Time
1			31.240	29.920	34.543	2'07.833	19:33'32.354
2	26.841	31.292	29.951	34.665	2'02.749	262,8	19:35'35.103
3	26.860	31.262	29.807	34.448	2'02.377	270,0	19:37'37.480
4	26.944	31.618	29.759	34.324	2'02.645	263,4	19:39'40.125
5	27.094	31.527	29.747	34.334	2'02.702	268,7	19:41'42.827
6	26.737	31.641	29.965	34.439	2'02.782	268,7	19:43'45.609
7	26.930	31.384	30.012	34.553	2'02.879	266,0	19:45'48.488
8	26.951	31.462	29.928	34.310	2'02.651	263,4	19:47'51.139
9	27.225	31.517	29.927	34.456	2'03.125	269,3	19:49'54.264
10	26.931	31.560	30.259	34.357	2'03.107	271,4	19:51'57.371
11	26.794	31.561	30.032	34.715	2'03.102	277,6	19:54'00.473
12	26.837	31.437	29.981	34.629	2'02.884	264,1	19:56'03.357
13	26.855	31.487	30.050	34.641	2'03.033	264,7	19:58'06.390
14	27.001	31.469	30.044	34.654	2'03.168	262,8	20:00'09.558
15	26.799	31.586	29.956	34.539	2'02.880	260,9	20:02'12.438

64 F. CARICASULO (2'01.985)							
Lap	Seg.1	Seg.2	Seg.3	Seg.4	Lap Time	km/h	Local Time
1		31.688	29.927	34.179	2'08.562		19:33'33.083
2	26.680	31.530	29.697	34.268	2'02.175	276,9	19:35'35.258
3	26.920	31.344	29.872	34.184	2'02.320	281,3	19:37'37.578
4	26.999	31.636	29.754	34.205	2'02.594	273,4	19:39'40.172
5	26.783	31.277	29.911	34.185	2'02.156	275,5	19:41'42.328
6	26.793	31.279	29.759	34.397	2'02.228	274,1	19:43'44.556
7	26.590	31.491	29.911	34.230	2'02.222	271,4	19:45'46.778
8	26.774	31.310	29.924	34.401	2'02.409	273,4	19:47'49.187

32 S. MORAIS (2'02.380)							
Lap	Seg.1	Seg.2	Seg.3	Seg.4	Lap Time	km/h	Local Time
1			31.674	29.915	34.374	2'08.561	19:33'33.082
2	26.911	31.519	29.812	34.289	2'02.531	269,3	19:35'35.613
3	26.861	31.581	29.743	34.353	2'02.538	273,4	19:37'38.151
4	26.825	31.600	29.811	34.324	2'02.560	273,4	19:39'40.711
5	26.735	31.501	29.807	34.337	2'02.380	272,0	19:41'43.091
6	27.005	31.396	29.898	34.489	2'02.788	274,1	19:43'45.879
7	26.899	31.432	29.958	34.315	2'02.604	272,7	19:45'48.483
8	26.812	31.446	29.953	34.414	2'02.625	271,4	19:47'51.108
9	26.821	31.404	30.309	34.469	2'03.003	270,0	19:49'54.111
10	26.873	31.562	30.059	34.621	2'03.115	268,7	19:51'57.226
11	27.211	31.738	30.168	34.449	2'03.566	270,7	19:54'00.792
12	26.804	31.622	29.949	34.395	2'02.770	272,0	19:56'03.562
13	26.894	31.949	29.940	34.615	2'03.398	273,4	19:58'06.960
14	26.778	31.615	29.812	34.532	2'02.737	272,0	20:00'09.697
15	26.861	31.687	29.979	34.438	2'02.965	270,0	20:02'12.662

81 L. STAPLEFORD (2'02.258)							
Lap	Seg.1	Seg.2	Seg.3	Seg.4	Lap Time	km/h	Local Time
1							

9	26.831	31.469	29.928	34.270	2'02.498	274,8	19:49'51.685
10	26.630	31.298	29.863	34.194	2'01.985	272,0	19:51'53.670
11	26.713	31.433	29.822	34.237	2'02.205	275,5	19:53'55.875
12	26.550	31.626	29.968	34.309	2'02.453	273,4	19:55'58.328
13	26.721	31.494	30.003	34.293	2'02.511	276,2	19:5



Qatar Round, 2-3-4 November 2017

World Supersport - Chronological Analysis Race

Losail International Circuit 5.380 m

Start at 19:31'24.521

2 / 4

1		32.047	30.079	34.581	2'09.906		19:33'34.427	11	27.058	31.596	30.153	34.778	2'03.585	267,3	19:54'05.408
2	27.274	31.417	29.881	34.335	2'02.907	266,7	19:35'37.334	12	27.034	31.592	30.205	34.636	2'03.467	266,7	19:56'08.875
3	26.795	31.501	29.768	34.305	2'02.369	271,4	19:37'39.703	13	26.969	31.685	30.445	34.815	2'03.914	266,7	19:57'41.789
4	26.911	31.346	29.772	34.229	2'02.258	270,7	19:39'41.961	14	27.215	31.729	30.279	34.882	2'04.105	266,7	20:00'16.894
5	26.756	31.307	29.801	34.404	2'02.268	271,4	19:41'44.229	15	26.953	31.742	30.255	34.697	2'03.647	265,4	20:02'20.541

11 C. GAMARINO (2'03.150)

Lap	Seg.1	Seg.2	Seg.3	Seg.4	Lap Time	km/h	Local Time
1					2'10.238		19:33'34.759
2	27.166	31.720	29.862	34.587	2'03.335	273,4	19:35'38.094
3	26.917	31.825	29.952	34.543	2'03.237	268,7	19:37'41.331
4	26.970	31.514	29.964	34.702	2'03.150	268,7	19:39'44.481
5	27.030	31.519	30.283	34.763	2'03.595	266,0	19:41'48.076
6	27.391	31.666	30.163	34.771	2'03.991	264,7	19:43'52.067
7	27.252	31.613	30.068	34.895	2'03.828	262,8	19:45'55.895
8	27.270	31.637	30.122	35.062	2'04.091	262,1	19:47'59.986
9	27.268	31.604	30.053	34.858	2'03.783	260,9	19:50'03.769
10	27.287	31.719	30.059	34.906	2'03.971	262,8	19:52'07.740
11	27.256	31.607	30.265	34.890	2'04.018	261,5	19:54'11.758
12	27.254	31.732	30.090	35.031	2'04.107	261,5	19:56'15.865
13	27.267	31.752	30.662	34.994	2'04.675	259,0	19:58'20.540
14	27.331	31.599	30.277	35.077	2'04.284	261,5	20:00'24.824
15	27.359	32.022	30.460	35.272	2'05.113	260,9	20:02'29.937

4 G. REA (2'02.435)

Lap	Seg.1	Seg.2	Seg.3	Seg.4	Lap Time	km/h	Local Time
1		32.099	30.121	34.369	2'09.896		19:33'34.417
2	27.416	31.568	29.779	34.513	2'03.276	268,0	19:35'37.693
3	26.889	31.391	29.738	34.468	2'02.486	270,0	19:37'40.179
4	26.687	31.487	29.739	34.522	2'02.435	269,3	19:39'42.614
5	26.786	31.331	29.883	34.648	2'02.648	268,7	19:41'45.262
6	26.682	31.475	30.008	34.588	2'02.753	266,7	19:43'48.015
7	26.793	31.303	29.976	34.637	2'02.709	264,1	19:45'50.724
8	26.706	31.645	30.054	34.672	2'03.077	270,0	19:47'53.801
9	26.949	31.560	29.958	34.405	2'02.872	266,7	19:49'56.673
10	26.951	31.504	29.836	34.568	2'02.859	268,0	19:51'59.532
11	26.720	31.547	30.173	34.385	2'02.825	268,0	19:54'02.357
12	26.843	31.631	30.337	34.474	2'03.285	272,0	19:56'05.642
13	26.798	31.626	30.121	34.548	2'03.093	273,4	19:58'08.735
14	26.784	31.459	30.094	34.528	2'02.865	266,7	20:00'11.600
15	26.826	31.604	30.265	34.582	2'03.277	270,0	20:02'14.877

25 A. BALDOLINI (2'03.257)

Lap	Seg.1	Seg.2	Seg.3	Seg.4	Lap Time	km/h	Local Time
1					2'11.416		19:33'35.937
2	27.085	31.721	30.039	34.530	2'03.375	275,5	19:35'39.312
3	27.015	31.630	30.018	34.594	2'03.257	271,4	19:37'42.569
4	27.124	31.675	30.171	34.676	2'03.646	270,7	19:39'46.215
5	27.058	31.764	30.224	34.651	2'03.697	271,4	19:41'49.912
6	27.117	31.723	30.284	34.723	2'03.847	270,7	19:43'53.759
7	27.120	31.634	30.242	34.712	2'03.708	270,7	19:45'57.467
8	27.296	31.919	30.391	34.791	2'04.397	270,0	19:48'01.864
9	27.074	31.898	30.297	34.841	2'04.110	269,3	19:50'05.974
10	27.047	31.726	30.195	34.731	2'03.699	270,0	19:52'09.673
11	27.002	31.678	30.244	34.854	2'03.778	269,3	19:54'13.451
12	27.039	31.849	30.301	35.089	2'04.278	269,3	19:56'17.729
13	27.143	31.821	30.392	34.813	2'04.169	268,7	19:58'21.898
14	27.118	31.869	30.380	34.907	2'04.274	269,3	20:00'26.172
15	27.235	32.057	30.625	35.038	2'04.955	270,0	20:02'31.127

69 X. CARDELUS (2'03.663)

Lap	Seg.1	Seg.2	Seg.3	Seg.4	Lap Time	km/h	Local Time
1					2'12.801		19:33'37.322
2	27.127	31.991	30.026	34.534	2'03.678	273,4	19:35'41.000
3	27.347	32.510	30.179	34.467	2'04.503	268,0	19:37'45.503
4	27.136	31.770	30.233	34.524	2'03.663	273,4	19:39'49.166
5	27.317	31.827	30.264	34.404	2'03.812	270,0	19:41'52.978
6	27.166	31.711	30.387	34.686	2'03.950	269,3	19:43'56.928
7	27.224	31.822	30.241	34.645	2'03.932	268,0	19:46'00.860
8	27.113	31.909	30.299	34.584	2'03.905	266,7	19:48'04.765
9	27.090	31.694	30.273	34.969	2'04.026	266,7	19:50'08.791
10	27.119	31.774	30.278	34.534	2'03.705	266,7	19:52'12.496
11	26.974	32.205	30.235	34.559	2'03.973	268,7	19:54'16.469
12	27.046	31.862	30.530	34.719	2'04.157	267,3	19:56'20.626
13	27.179	31.766	30.459	34.803	2'04.207	265,4	19:58'24.833
14	27.179	31.840	30.529	34.934	2'04.482	266,0	20:00'29.315
15	27.394	32.229	30.763	34.867	2'05.253	264,7	20:02'34.568

35 S. HILL (2'03.230)

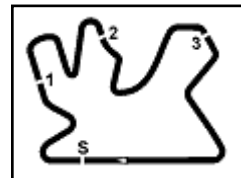
Lap	Seg.1	Seg.2	Seg.3	Seg.4	Lap Time	km/h	Local Time
1					2'13.019		19:33'37.540
2	27.150	31.954	30.263	34.498	2'03.865	276,2	19:35'41.405

04/11/2017

P = Pits In/Out - C = Lap-Time Cancelled

These data/results cannot be reproduced, stored and/or transmitted in whole or in part by any manner of electronic, mechanical, photocopying, recording, broadcasting or otherwise now known or herein after developed without the previous express consent by the copyright owner, except for reproduction in daily press and regular printed publications on sale to the public within 60 days of the event related to those data/results and always provided that copyright symbol appears together as follows below.

© DORNA WSBK ORGANIZATION Srl 2017



Qatar Round, 2-3-4 November 2017

World Supersport - Chronological Analysis Race

Losail International Circuit 5.380 m

Start at 19:31'24.521

3 / 4

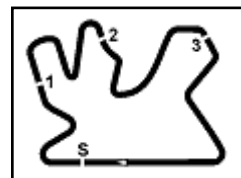
Lap	Seg.1	Seg.2	Seg.3	Seg.4	Lap Time	km/h	Local Time
3	27.180	31.809	30.025	34.715	2'03.729	268,7	19:37'45.134
4	27.330	31.613	30.134	34.642	2'03.719	266,0	19:39'48.853
5	26.991	31.669	30.086	34.630	2'03.376	266,0	19:41'52.229
6	27.002	31.497	30.146	34.585	2'03.230	266,0	19:43'55.459
7	27.129	32.035	29.939	34.876	2'03.979	272,7	19:45'59.438
8	27.065	31.897	30.050	34.707	2'03.719	266,0	19:48'03.157
9	27.183	31.748	30.306	34.932	2'04.169	266,0	19:50'07.326
10	27.180	31.967	30.653	34.939	2'04.739	262,8	19:52'12.065
11	27.183	31.858	30.397	35.059	2'04.497	261,5	19:54'16.562
12	27.288	31.798	30.533	34.896	2'04.515	260,2	19:56'21.077
13	27.387	31.834	30.501	34.987	2'04.709	264,1	19:58'25.786
14	27.279	32.105	30.556	35.218	2'05.158	262,1	20:00'30.944
15	27.491	32.214	30.893	35.468	2'06.066	262,1	20:02'37.010
63 Z. KHAIRUDDIN (2'03.155)							
Lap	Seg.1	Seg.2	Seg.3	Seg.4	Lap Time	km/h	Local Time
1		33.079	30.150	34.775	2'12.421		19:33'36.942
2	27.240	31.664	30.087	34.557	2'03.548	274,8	19:35'40.490
3	27.033	31.537	30.139	34.446	2'03.155	266,0	19:37'43.645
4	26.850	32.535	30.117	34.534	2'04.036	268,7	19:39'47.681
5	26.926	31.515	30.225	34.519	2'03.185	267,3	19:41'50.866
6	26.801	31.567	30.277	34.529	2'03.174	268,7	19:43'54.040
7	27.003	31.740	30.236	34.604	2'03.583	271,4	19:45'57.623
8	26.956	1'01.929	31.654	35.816	2'36.355	273,4	19:48'33.978
9	30.916	33.075	31.103	35.579	2'10.673	263,4	19:50'44.651
10	31.873	32.834	31.168	35.644	2'11.519	264,1	19:52'56.170
11	28.873	32.670	30.874	35.380	2'07.797	264,1	19:55'03.967
12	27.523	32.431	31.128	35.210	2'06.292	264,1	19:57'10.259
13	27.511	32.215	30.855	35.192	2'05.773	264,1	19:59'16.032
14	27.509	32.122	30.838	35.206	2'05.675	264,7	20:01'21.707
15	27.808	32.417	31.043	35.376	2'06.644	265,4	20:03'28.351
71 C. BERGMAN (2'03.142)							
Lap	Seg.1	Seg.2	Seg.3	Seg.4	Lap Time	km/h	Local Time
1		48.517	30.524	35.003	2'27.694		19:33'52.215
2	27.035	31.413	30.076	34.791	2'03.315	262,8	19:35'55.530
3	27.006	31.791	30.112	34.860	2'03.769	262,8	19:37'59.299
4	26.911	31.454	30.023	34.757	2'03.145	262,1	19:40'02.444
5	26.902	31.575	30.061	34.794	2'03.332	263,4	19:42'05.776
6	26.988	31.691	30.066	34.841	2'03.586	264,1	19:44'09.362
7	26.909	31.415	29.927	35.230	2'03.481	264,7	19:46'12.843
8	26.945	31.715	30.130	34.991	2'03.781	262,1	19:48'16.624
9	26.901	31.472	30.014	34.755	2'03.142	263,4	19:50'19.766
10	27.143	31.628	30.114	35.063	2'03.948	263,4	19:52'23.714
11	26.980	31.517	30.123	34.719	2'03.339	263,4	19:54'27.053
12	27.017	31.526	30.128	34.745	2'03.416	262,8	19:56'30.469
13	27.015	31.759	30.107	34.818	2'03.699	262,8	19:58'34.168
14	27.060	31.570	30.095	34.752	2'03.477	262,8	20:00'37.645
15	27.208	31.649	30.297	34.783	2'03.937	263,4	20:02'41.582
10 N. CALERO (2'03.896)							
Lap	Seg.1	Seg.2	Seg.3	Seg.4	Lap Time	km/h	Local Time
1		33.348	30.415	35.174	2'14.153		19:33'38.674
2	28.652	31.783	30.717	35.090	2'06.242	270,7	19:35'44.916
3	26.986	31.666	30.281	34.963	2'03.896	267,3	19:37'48.812
4	27.215	31.607	30.323	35.148	2'04.293	264,1	19:39'53.105
5	27.155	31.845	30.472	35.185	2'04.657	264,7	19:41'57.762
6	27.272	31.916	30.505	35.310	2'05.003	262,8	19:44'02.765
7	27.501	31.632	30.474	34.994	2'04.601	263,4	19:46'07.366
8	27.609	31.869	30.901	35.443	2'05.822	263,4	19:48'13.188
9	27.443	31.922	30.642	35.151	2'05.158	261,5	19:50'18.346
10	27.515	31.851	30.723	35.316	2'05.405	262,1	19:52'23.751
11	27.130	31.671	31.654	35.212	2'05.667	262,8	19:54'29.418
12	27.501	31.759	30.508	35.169	2'04.937	262,8	19:56'34.355
13	27.767	32.075	30.615	35.222	2'05.679	262,8	19:58'40.034
14	27.673	31.898	30.744	35.272	2'05.587	261,5	20:00'45.621
15	27.421	32.064	30.794	35.318	2'05.597	262,1	20:02'51.218
83 L. EPIS (2'05.085)							
Lap	Seg.1	Seg.2	Seg.3	Seg.4	Lap Time	km/h	Local Time
1		33.134	30.611	35.433	2'14.147		19:33'38.668
2	27.434	32.408	31.142	35.316	2'06.300	264,7	19:35'44.968
3	27.425	32.023	30.462	35.175	2'05.085	264,7	19:37'50.053
4	27.332	31.989	30.580	35.792	2'05.693	261,5	19:39'55.746
5	27.560	32.105	30.681	35.706	2'06.052	264,1	19:42'01.798
6	27.511	31.895	30.607	35.646	2'05.659	257,8	19:44'07.457
7	27.470	31.798	30.703	35.822	2'05.793	257,8	19:46'13.250
8	27.348	31.847	30.746	35.547	2'05.488	260,2	19:48'18.738
9	27.395	31.924	30.760	35.496	2'05.575	259,6	19:50'24.313
10	27.365	32.151	30.862	35.495	2'05.873	257,8	19:52'30.186
11	27.875	32.276	30.952	35.615	2'06.718	257,1	19:54'36.904
12	28.147	32.600	31.400	35.721	2'07.868	255,3	19:56'44.772
99 P. JACOBSEN (2'02.399)							
Lap	Seg.1	Seg.2	Seg.3	Seg.4	Lap Time	km/h	Local Time
1		31.769	29.996	34.474	2'09.152		19:33'33.673
2	26.678	31.614	29.798	34.309	2'02.399	263,4	19:35'36.072
3	26.699	31.630	29.728	34.418	2'02.475	270,7	19:37'38.547
4	26.682	31.522	29.855	34.348	2'02.407	270,7	19:39'40.954
5	26.828	31.440	29.793	34.371	2'02.432	273,4	19:41'43.386
6	27.063	31.637	29.838	34.664	2'03.202	272,7	19:43'46.588
7	27.495	31.555	29.764	34.391	2'03.205	262,8	19:45'49.793
195 M. AL NAIMI (2'03.039)							
Lap	Seg.1	Seg.2	Seg.3	Seg.4	Lap Time	km/h	Local Time

04/11/2017

P = Pits In/Out - C = Lap-Time Cancelled

These data/results cannot be reproduced, stored and/or transmitted in whole or in part by any manner of electronic, mechanical, photocopying, recording, broadcasting or otherwise now known or herein after developed without the previous express consent by the copyright owner, except for reproduction in daily press and regular printed publications on sale to the public within 60 days of the event related to those data/results and always provided that copyright symbol appears together as follows below.

© DORNA WSBK ORGANIZATION Srl 2017



Qatar Round, 2-3-4 November 2017

World Supersport - Chronological Analysis Race

Start at 19:31'24.521

1	34.531	30.473	34.624	2'14.255		19:33'38.776
2	27.380	31.780	29.894	34.397	2'03.451	274,1 19:35'42.227
3	26.675	31.733	30.044	34.587	2'03.039	272,0 19:37'45.266
4	26.862	31.683	30.175	35.154	2'03.874	276,2 19:39'49.140

48 G. SCARCELLA (2'04.520)

Lap	Seg.1	Seg.2	Seg.3	Seg.4	Lap Time	km/h	Local Time
1		33.843	30.495	34.821	2'14.229		19:33'38.750
2	27.570	31.946	30.107	34.897	2'04.520	268,7	19:35'43.270
3	27.152	31.950	33.062	35.042	2'07.206	264,1	19:37'50.476
4	27.303	31.975	30.457	35.368	2'05.103	265,4	19:39'55.579

112 S. AL SULAITI (2'03.861)

Lap	Seg.1	Seg.2	Seg.3	Seg.4	Lap Time	km/h	Local Time
1		33.430	30.170	35.136	2'12.907		19:33'37.428
2	27.558	31.985	30.367	34.845	2'04.755	273,4	19:35'42.183
3	27.078	31.856	30.055	34.872	2'03.861	265,4	19:37'46.044

04/11/2017

P = Pits In/Out - C = Lap-Time Cancelled

These data/results cannot be reproduced, stored and/or transmitted in whole or in part by any manner of electronic, mechanical, photocopying, recording, broadcasting or otherwise now known or herein after developed without the previous express consent by the copyright owner, except for reproduction in daily press and regular printed publications on sale to the public within 60 days of the event related to those data/results and always provided that copyright symbol appears together as follows below.

© DORNA WSBK ORGANIZATION Srl 2017

FKR PERUGIA TIMING



Official Tyre Supplier



Official Timekeeper