

Qatar Round, 2-3-4 November 2017

World Supersport - Biographical Entry List

Losail International Circuit 5.380 m

| No. | Rider (Abbreviation) | | | Nat | Bike Team | Wins 2017 | Podiums 2017 | Pole 2017 | Races 2017 | Tyres |
|-----|----------------------|---|----------------|-----|---|--------------|-----------------|--------------|---------------|---------|
| | Age | Date of Birth | Place of Birth | | | | | | | |
| 1 | 1 | SOFUOGLU Kenan (Sof) 33 25/08/1984 | Adapazari | TUR | Kawasaki ZX-6R Kawasaki Puccetti Racing | 43 5 | 84 6 | 34 4 | 123 7 | Pirelli |
| 2 | 4 | REA Gino (Rea) 28 18/09/1989 | Tooting | GBR | Kawasaki ZX-6R Team Kawasaki Go Eleven | 1 | 7 | | 58 11 | Pirelli |
| 3 | 10 | CALERO Nacho (Cal) 26 05/07/1991 | Valencia | ESP | Kawasaki ZX-6R Orelac Racing VerdNatura | | | | 56 11 | Pirelli |
| 4 | 11 | GAMARINO Christian (Gam) 23 18/06/1994 | Genova | ITA | Honda CBR600RR BARDAHL EVAN BROS. Honda Racing | | | | 46 11 | Pirelli |
| 5 | 13 | WEST Anthony (Wes) 36 17/07/1981 | Maryborough | AUS | Kawasaki ZX-6R Kawasaki Puccetti Racing | 2 | 9 2 | | 25 7 | Pirelli |
| 6 | 16 | CLUZEL Jules (Clu) 29 12/10/1988 | Montlucon | FRA | Honda CBR600RR CIA Landlord Insurance Honda | 12 | 32 5 | 19 1 | 56 11 | Pirelli |
| 7 | 25 | BALDOLINI Alex (Bal) 32 24/01/1985 | Cesena | ITA | Yamaha YZF R6 Race Department ATK#25 | | 1 | | 56 6 | Pirelli |
| 8 | 26 | WATANABE Kazuki (Wat) 27 02/10/1990 | Yamanashi | JPN | Kawasaki ZX-6R Team Kawasaki Go Eleven | | | | 11 11 | Pirelli |
| 9 | 32 | MORAIS Sheridan (Mor) 32 11/03/1985 | Johannesburg | RSA | Yamaha YZF R6 Kallio Racing | 1 1 | 3 2 | 1 1 | 36 11 | Pirelli |
| 10 | 35 | HILL Stefan (Hil) 19 23/02/1998 | Coventry | GBR | Triumph Daytona 675 Profile Racing | | | | 21 8 | Pirelli |
| 11 | 48 | SCARCELLA Giuseppe (Sca) 23 18/03/1994 | Five Dock | AUS | Honda CBR600RR GEMAR Team Lorini | | | | 6 6 | Pirelli |
| 12 | 63 | KHAIRUDDIN Zulfahmi (Kha) 26 20/10/1991 | Banting | MAS | Kawasaki ZX-6R Orelac Racing VerdNatura | | 1 | | 23 11 | Pirelli |
| 13 | 64 | CARICASULO Federico (Car) 21 06/04/1996 | Ravenna | ITA | Yamaha YZF R6 GRT Yamaha Official WorldSSP Team | 2 2 | 5 4 | 2 1 | 23 11 | Pirelli |
| 14 | 65 | CANDUCCI Michael (Can) 20 28/06/1997 | Ravenna | ITA | Kawasaki ZX-6R 3570 Puccetti Racing FMI | | | | 15 10 | Pirelli |
| 15 | 66 | TUULI Niki (Tuu) 21 26/11/1995 | Myrskylä | FIN | Yamaha YZF R6 Kallio Racing | 1 1 | 5 2 | 1 1 | 15 11 | Pirelli |
| 16 | 69 | CARDELUS Xavier (Cad) 19 15/05/1998 | Andorra | AND | Yamaha YZF R6 Race Department ATK#25 | | | | 3 3 | Pirelli |
| 17 | 71 | BERGMAN Christoffer (Ber) 28 06/10/1989 | Karlstad | SWE | Honda CBR600RR CIA Landlord Insurance Honda | | | | 13 4 | Pirelli |
| 18 | 78 | OKUBO Hikari (Oku) 24 11/08/1993 | Kodaira | JPN | Honda CBR600RR CIA Landlord Insurance Honda | | | | 22 10 | Pirelli |
| 19 | 81 | STAPLEFORD Luke (Sta) 26 11/07/1991 | Leicester | GBR | Triumph Daytona 675 Profile Racing | | | 1 | 24 10 | Pirelli |
| 20 | 83 | EPIS Lachlan (Epi) 17 22/12/1999 | Blacktown | AUS | Kawasaki ZX-6R Response RE Racing | | | | 22 11 | Pirelli |
| 21 | 87 | ZANETTI Lorenzo (Zan) 30 10/08/1987 | Brescia | ITA | MV Agusta F3 675 Team Factory Vamag | 1 | 8 | | 50 4 | Pirelli |
| 22 | 99 | JACOBSEN PJ (Jac) 24 07/08/1993 | Montgomery | USA | MV Agusta F3 675 MV Agusta Reparto Corse | 2 | 16 3 | 5 3 | 47 11 | Pirelli |
| 23 | 111 | SMITH Kyle (Smi) 26 16/09/1991 | Hudersfield | GBR | Honda CBR600RR GEMAR Team Lorini | 3 | 6 | | 35 11 | Pirelli |
| 24* | 112 | AL SULAITI Saeed (AIS) 32 21/03/1985 | Doha | QAT | Kawasaki ZX-6R QMMF Racing | | | | | Pirelli |
| 25 | 144 | MAHIAS Lucas (Mah) 28 14/04/1989 | Mont de Marsan | FRA | Yamaha YZF R6 GRT Yamaha Official WorldSSP Team | 1 1 | 8 7 | | 22 11 | Pirelli |
| 26* | 195 | AL NAIMI Mashel (AlN) 34 08/09/1983 | Doha | QAT | Kawasaki ZX-6R QMMF Racing | | | | | Pirelli |

02/11/2017

* = Wild Card

These data/results cannot be reproduced, stored and/or transmitted in whole or in part by any manner of electronic, mechanical, photocopying, recording, broadcasting or otherwise now known or herein after developed without the previous express consent by the copyright owner, except for reproduction in daily press and regular printed publications on sale to the public within 60 days of the event related to those data/results and always provided that copyright symbol appears together as follows below.

© DORNA WSBK ORGANIZATION Srl 2017

FICR PERUGIA TIMING



Official Tyre Supplier



Official Timekeeper

Qatar Round, 2-3-4 November 2017

World Supersport - Results Free Practice 1st Session

Losail International Circuit 5.380 m

1 / 2

| No. | Rider | Nat | Team | Bike | Time | Gap | Rel. | Laps | Speed | |
|-----|-------------------|-----|-----------------------------------|---------------------|-----------------|-------|-------|------|---------|--------------|
| | | | | | | | | | Avg | Max |
| 1 | 111 K. SMITH | GBR | GEMAR Team Lorini | Honda CBR600RR | 2'02.743 | | | 17 | 157,793 | 270,7 |
| 2 | 144 L. MAHIAS | FRA | GRT Yamaha Official WorldSSP Team | Yamaha YZF R6 | 2'02.815 | 0.072 | 0.072 | 16 | 157,701 | 270,7 |
| 3 | 64 F. CARICASULO | ITA | GRT Yamaha Official WorldSSP Team | Yamaha YZF R6 | 2'02.867 | 0.124 | 0.052 | 21 | 157,634 | 271,4 |
| 4 | 13 A. WEST | AUS | Kawasaki Puccetti Racing | Kawasaki ZX-6R | 2'03.150 | 0.407 | 0.283 | 20 | 157,272 | 269,3 |
| 5 | 16 J. CLUZEL | FRA | CIA Landlord Insurance Honda | Honda CBR600RR | 2'03.168 | 0.425 | 0.018 | 15 | 157,249 | 276,2 |
| 6 | 66 N. TUULI | FIN | Kallio Racing | Yamaha YZF R6 | 2'03.176 | 0.433 | 0.008 | 22 | 157,238 | 271,4 |
| 7 | 1 K. SOFUOGLU | TUR | Kawasaki Puccetti Racing | Kawasaki ZX-6R | 2'03.244 | 0.501 | 0.068 | 17 | 157,152 | 274,1 |
| 8 | 87 L. ZANETTI | ITA | Team Factory Vamag | MV Agusta F3 675 | 2'03.290 | 0.547 | 0.046 | 20 | 157,093 | 271,4 |
| 9 | 81 L. STAPLEFORD | GBR | Profile Racing | Triumph Daytona 675 | 2'03.468 | 0.725 | 0.178 | 18 | 156,867 | 275,5 |
| 10 | 99 P. JACOBSEN | USA | MV Agusta Reparto Corse | MV Agusta F3 675 | 2'03.511 | 0.768 | 0.043 | 19 | 156,812 | 271,4 |
| 11 | 11 C. GAMARINO | ITA | BARDAHL EVAN BROS. Honda Racing | Honda CBR600RR | 2'03.582 | 0.839 | 0.071 | 19 | 156,722 | 273,4 |
| 12 | 32 S. MORAIS | RSA | Kallio Racing | Yamaha YZF R6 | 2'03.635 | 0.892 | 0.053 | 20 | 156,655 | 281,3 |
| 13 | 4 G. REA | GBR | Team Kawasaki Go Eleven | Kawasaki ZX-6R | 2'03.737 | 0.994 | 0.102 | 21 | 156,526 | 272,0 |
| 14 | 78 H. OKUBO | JPN | CIA Landlord Insurance Honda | Honda CBR600RR | 2'04.065 | 1.322 | 0.328 | 20 | 156,112 | 272,7 |
| 15 | 25 A. BALDOLINI | ITA | Race Department ATK#25 | Yamaha YZF R6 | 2'04.136 | 1.393 | 0.071 | 17 | 156,022 | 272,7 |
| 16 | 71 C. BERGMAN | SWE | CIA Landlord Insurance Honda | Honda CBR600RR | 2'04.299 | 1.556 | 0.163 | 21 | 155,818 | 270,0 |
| 17 | 112 S. AL SULAITI | QAT | QMMF Racing | Kawasaki ZX-6R | 2'04.607 | 1.864 | 0.308 | 17 | 155,433 | 262,1 |
| 18 | 35 S. HILL | GBR | Profile Racing | Triumph Daytona 675 | 2'04.786 | 2.043 | 0.179 | 23 | 155,210 | 269,3 |
| 19 | 63 Z. KHAIRUDDIN | MAS | Orelac Racing VerdNatura | Kawasaki ZX-6R | 2'04.793 | 2.050 | 0.007 | 18 | 155,201 | 268,7 |
| 20 | 10 N. CALERO | ESP | Orelac Racing VerdNatura | Kawasaki ZX-6R | 2'04.940 | 2.197 | 0.147 | 20 | 155,018 | 270,7 |
| 21 | 65 M. CANDUCCI | ITA | 3570 Puccetti Racing FMI | Kawasaki ZX-6R | 2'04.987 | 2.244 | 0.047 | 21 | 154,960 | 275,5 |
| 22 | 195 M. AL NAIMI | QAT | QMMF Racing | Kawasaki ZX-6R | 2'05.069 | 2.326 | 0.082 | 14 | 154,859 | 272,0 |
| 23 | 26 K. WATANABE | JPN | Team Kawasaki Go Eleven | Kawasaki ZX-6R | 2'05.251 | 2.508 | 0.182 | 21 | 154,633 | 269,3 |
| 24 | 83 L. EPIS | AUS | Response RE Racing | Kawasaki ZX-6R | 2'05.657 | 2.914 | 0.406 | 20 | 154,134 | 266,0 |
| 25 | 69 X. CARDELUS | AND | Race Department ATK#25 | Yamaha YZF R6 | 2'06.811 | 4.068 | 1.154 | 16 | 152,731 | 270,7 |
| 26 | 48 G. SCARCELLA | AUS | GEMAR Team Lorini | Honda CBR600RR | 2'07.611 | 4.868 | 0.800 | 18 | 151,774 | 265,4 |

Qualifying Lap Time (107% of 2'02.743): 2'11.336

| | | | | |
|-------|------------|-----|-------|------|
| AIR | Humidity: | 65% | Temp: | 28°C |
| TRACK | Condition: | Dry | Temp: | 31°C |

| | | | | | |
|---------|--------------|-----------------|----------|---------|------|
| Records | Pole (QP) | 2015 K.Sofuoglu | 2'00.989 | 160,080 | Km/h |
| | Race (RC) | 2014 J.Cluzel | 2'01.999 | 158,760 | Km/h |
| | Circuit (QP) | 2015 K.Sofuoglu | 2'00.989 | 160,080 | Km/h |

Start 02/11/2017 16:30 End 17:32 The results are provisional until the end of the time limit for protests and appeals and the completion of the technical checks.

These data/results cannot be reproduced, stored and/or transmitted in whole or in part by any manner of electronic, mechanical, photocopying, recording, broadcasting or otherwise now known or herein after developed without the previous express consent by the copyright owner, except for reproduction in daily press and regular printed publications on sale to the public within 60 days of the event related to those data/results and always provided that copyright symbol appears together as follows below.

© DORNA WSBK ORGANIZATION Srl 2017

Qatar Round, 2-3-4 November 2017

World Supersport - Results Free Practice 1st Session

Losail International Circuit 5.380 m

2 / 2

Session Highlights

| Local Time | No. Rider | Description |
|------------|------------------|---|
| 16.30.00 | | Start |
| 16.30.45 | 78 H. OKUBO | Check Transponder |
| 16.31.37 | 35 S. HILL | Check Transponder |
| 16.34.59 | 48 G. SCARCELLA | On the Gravel - Re-Joined - Turn 1 |
| 16.35.00 | 10 N. CALERO | On the Gravel - Re-Joined - Turn 1 |
| 16.35.13 | | WorldSSP Pit Intervention Time: 1min 11secs |
| 16.40.25 | 69 X. CARDELUS | On the Gravel - Re-Joined - Turn 1 |
| 16.40.51 | 10 N. CALERO | On the Gravel - Re-Joined - Turn 1 |
| 16.43.49 | 48 G. SCARCELLA | On the Gravel - Re-Joined - Turn 16 |
| 16.49.24 | 26 K. WATANABE | On the Gravel - Re-Joined - Turn 5 |
| 16.57.17 | 1 K. SOFUOGLU | On the Gravel - Re-Joined - Turn 10 |
| 16.57.53 | 1 K. SOFUOGLU | Technical Problem - Turn 12 |
| 17.10.07 | 65 M. CANDUCCI | On the Gravel - Re-Joined - Turn 1 |
| 17.27.38 | 81 L. STAPLEFORD | On the Gravel - Re-Joined - Turn 1 |
| 17.28.21 | 83 L. EPIS | On the Gravel - Re-Joined - Turn 6 |
| 17.29.12 | 26 K. WATANABE | On the Gravel - Re-Joined - Turn 6 |
| 17.29.13 | 35 S. HILL | On the Gravel - Re-Joined - Turn 6 |
| 17.32.30 | | End Of Session |

Fastest Laps Sequence

| No. | Rider | Nat | Team | Bike | Local Time | Time | Gap | Avg |
|-----|---------------|-----|-----------------------------------|---------------------|--------------|-----------------|--------|---------|
| 78 | H. OKUBO | JPN | CIA Landlord Insurance Honda | Honda CBR600RR | 16:34'35.251 | 2'09.491 | | 149,570 |
| 4 | G. REA | GBR | Team Kawasaki Go Eleven | Kawasaki ZX-6R | 16:34'54.114 | 2'08.812 | -0.679 | 150,359 |
| 99 | P. JACOBSEN | USA | MV Agusta Reparto Corse | MV Agusta F3 675 | 16:35'08.038 | 2'08.003 | -0.809 | 151,309 |
| 81 | L. STAPLEFORD | GBR | Profile Racing | Triumph Daytona 675 | 16:35'08.219 | 2'07.482 | -0.521 | 151,927 |
| 16 | J. CLUZEL | FRA | CIA Landlord Insurance Honda | Honda CBR600RR | 16:35'28.352 | 2'05.049 | -2.433 | 154,883 |
| 16 | J. CLUZEL | FRA | CIA Landlord Insurance Honda | Honda CBR600RR | 16:39'40.080 | 2'03.931 | -1.118 | 156,281 |
| 144 | L. MAHIAS | FRA | GRT Yamaha Official WorldSSP Team | Yamaha YZF R6 | 16:59'22.529 | 2'03.727 | -0.204 | 156,538 |
| 144 | L. MAHIAS | FRA | GRT Yamaha Official WorldSSP Team | Yamaha YZF R6 | 17:01'25.962 | 2'03.433 | -0.294 | 156,911 |
| 144 | L. MAHIAS | FRA | GRT Yamaha Official WorldSSP Team | Yamaha YZF R6 | 17:21'56.484 | 2'02.815 | -0.618 | 157,701 |
| 111 | K. SMITH | GBR | GEMAR Team Lorini | Honda CBR600RR | 17:26'36.838 | 2'02.752 | -0.063 | 157,782 |
| 111 | K. SMITH | GBR | GEMAR Team Lorini | Honda CBR600RR | 17:30'42.591 | 2'02.743 | -0.009 | 157,793 |

Start 16:30 End 17:32 The results are provisional until the end of the time limit for protests and appeals and the completion of the technical checks.

These data/results cannot be reproduced, stored and/or transmitted in whole or in part by any manner of electronic, mechanical, photocopying, recording, broadcasting or otherwise now known or herein after developed without the previous express consent by the copyright owner, except for reproduction in daily press and regular printed publications on sale to the public within 60 days of the event related to those data/results and always provided that copyright symbol appears together as follows below.

© DORNA WSBK ORGANIZATION Srl 2017

Qatar Round, 2-3-4 November 2017

World Supersport - Best Sector & Speed Free Practice 1st Session

Losail International Circuit 5.380 m

| BEST LAP | | |
|----------|-------------------|------------------------------|
| 1 | 111 K. SMITH | Honda CBR600RR 2'02.743 |
| 2 | 144 L. MAHIAS | Yamaha YZF R6 2'02.815 |
| 3 | 64 F. CARICASULO | Yamaha YZF R6 2'02.867 |
| 4 | 13 A. WEST | Kawasaki ZX-6R 2'03.150 |
| 5 | 16 J. CLUZEL | Honda CBR600RR 2'03.168 |
| 6 | 66 N. TUULI | Yamaha YZF R6 2'03.176 |
| 7 | 1 K. SOFUOGLU | Kawasaki ZX-6R 2'03.244 |
| 8 | 87 L. ZANETTI | MV Agusta F3 675 2'03.290 |
| 9 | 81 L. STAPLEFORD | Triumph Daytona 675 2'03.468 |
| 10 | 99 P. JACOBSEN | MV Agusta F3 675 2'03.511 |
| 11 | 11 C. GAMARINO | Honda CBR600RR 2'03.582 |
| 12 | 32 S. MORAIS | Yamaha YZF R6 2'03.635 |
| 13 | 4 G. REA | Kawasaki ZX-6R 2'03.737 |
| 14 | 78 H. OKUBO | Honda CBR600RR 2'04.065 |
| 15 | 25 A. BALDOLINI | Yamaha YZF R6 2'04.136 |
| 16 | 71 C. BERGMAN | Honda CBR600RR 2'04.299 |
| 17 | 112 S. AL SULAITI | Kawasaki ZX-6R 2'04.607 |
| 18 | 35 S. HILL | Triumph Daytona 675 2'04.786 |
| 19 | 63 Z. KHAIRUDDIN | Kawasaki ZX-6R 2'04.793 |
| 20 | 10 N. CALERO | Kawasaki ZX-6R 2'04.940 |
| 21 | 65 M. CANDUCCI | Kawasaki ZX-6R 2'04.987 |
| 22 | 195 M. AL NAIMI | Kawasaki ZX-6R 2'05.069 |
| 23 | 26 K. WATANABE | Kawasaki ZX-6R 2'05.251 |
| 24 | 83 L. EPIS | Kawasaki ZX-6R 2'05.657 |
| 25 | 69 X. CARDELUS | Yamaha YZF R6 2'06.811 |
| 26 | 48 G. SCARCELLA | Honda CBR600RR 2'07.611 |

| SPEED | | |
|-------|-------------------|---------------------------|
| 1 | 32 S. MORAIS | Yamaha YZF R6 281,3 |
| 2 | 16 J. CLUZEL | Honda CBR600RR 276,2 |
| 3 | 81 L. STAPLEFORD | Triumph Daytona 675 275,5 |
| 4 | 65 M. CANDUCCI | Kawasaki ZX-6R 275,5 |
| 5 | 1 K. SOFUOGLU | Kawasaki ZX-6R 274,1 |
| 6 | 11 C. GAMARINO | Honda CBR600RR 273,4 |
| 7 | 78 H. OKUBO | Honda CBR600RR 272,7 |
| 8 | 25 A. BALDOLINI | Yamaha YZF R6 272,7 |
| 9 | 195 M. AL NAIMI | Kawasaki ZX-6R 272,0 |
| 10 | 4 G. REA | Kawasaki ZX-6R 272,0 |
| 11 | 64 F. CARICASULO | Yamaha YZF R6 271,4 |
| 12 | 66 N. TUULI | Yamaha YZF R6 271,4 |
| 13 | 87 L. ZANETTI | MV Agusta F3 675 271,4 |
| 14 | 99 P. JACOBSEN | MV Agusta F3 675 271,4 |
| 15 | 69 X. CARDELUS | Yamaha YZF R6 270,7 |
| 16 | 111 K. SMITH | Honda CBR600RR 270,7 |
| 17 | 10 N. CALERO | Kawasaki ZX-6R 270,7 |
| 18 | 144 L. MAHIAS | Yamaha YZF R6 270,7 |
| 19 | 71 C. BERGMAN | Honda CBR600RR 270,0 |
| 20 | 26 K. WATANABE | Kawasaki ZX-6R 269,3 |
| 21 | 35 S. HILL | Triumph Daytona 675 269,3 |
| 22 | 13 A. WEST | Kawasaki ZX-6R 269,3 |
| 23 | 63 Z. KHAIRUDDIN | Kawasaki ZX-6R 268,7 |
| 24 | 83 L. EPIS | Kawasaki ZX-6R 266,0 |
| 25 | 48 G. SCARCELLA | Honda CBR600RR 265,4 |
| 26 | 112 S. AL SULAITI | Kawasaki ZX-6R 262,1 |

| SEG. 1 | | SEG. 2 | | SEG. 3 | | SEG. 4 | |
|--------|--------------------------|--------|--------------------------|--------|--------------------------|--------|--------------------------|
| 1 | 111 K. SMITH 26.672 | 1 | 64 F. CARICASULO 31.326 | 1 | 144 L. MAHIAS 29.914 | 1 | 144 L. MAHIAS 34.455 |
| 2 | 64 F. CARICASULO 26.687 | 2 | 66 N. TUULI 31.354 | 2 | 111 K. SMITH 29.970 | 2 | 111 K. SMITH 34.484 |
| 3 | 16 J. CLUZEL 26.841 | 3 | 144 L. MAHIAS 31.375 | 3 | 66 N. TUULI 30.068 | 3 | 16 J. CLUZEL 34.506 |
| 4 | 1 K. SOFUOGLU 26.879 | 4 | 81 L. STAPLEFORD 31.387 | 4 | 99 P. JACOBSEN 30.100 | 4 | 13 A. WEST 34.545 |
| 5 | 66 N. TUULI 26.912 | 5 | 32 S. MORAIS 31.388 | 5 | 64 F. CARICASULO 30.125 | 5 | 64 F. CARICASULO 34.549 |
| 6 | 13 A. WEST 26.916 | 6 | 13 A. WEST 31.430 | 6 | 87 L. ZANETTI 30.150 | 6 | 81 L. STAPLEFORD 34.556 |
| 7 | 144 L. MAHIAS 26.936 | 7 | 111 K. SMITH 31.487 | 7 | 1 K. SOFUOGLU 30.173 | 7 | 1 K. SOFUOGLU 34.574 |
| 8 | 87 L. ZANETTI 26.987 | 8 | 11 C. GAMARINO 31.539 | 8 | 11 C. GAMARINO 30.187 | 8 | 66 N. TUULI 34.585 |
| 9 | 4 G. REA 27.014 | 9 | 87 L. ZANETTI 31.550 | 9 | 16 J. CLUZEL 30.190 | 9 | 87 L. ZANETTI 34.603 |
| 10 | 32 S. MORAIS 27.030 | 10 | 1 K. SOFUOGLU 31.557 | 10 | 13 A. WEST 30.215 | 10 | 99 P. JACOBSEN 34.660 |
| 11 | 99 P. JACOBSEN 27.053 | 11 | 16 J. CLUZEL 31.559 | 11 | 32 S. MORAIS 30.233 | 11 | 25 A. BALDOLINI 34.702 |
| 12 | 25 A. BALDOLINI 27.060 | 12 | 78 H. OKUBO 31.591 | 12 | 81 L. STAPLEFORD 30.243 | 12 | 11 C. GAMARINO 34.720 |
| 13 | 71 C. BERGMAN 27.063 | 13 | 10 N. CALERO 31.621 | 13 | 4 G. REA 30.257 | 13 | 32 S. MORAIS 34.779 |
| 14 | 11 C. GAMARINO 27.110 | 14 | 4 G. REA 31.623 | 14 | 71 C. BERGMAN 30.293 | 14 | 4 G. REA 34.818 |
| 15 | 78 H. OKUBO 27.174 | 15 | 99 P. JACOBSEN 31.673 | 15 | 112 S. AL SULAITI 30.358 | 15 | 71 C. BERGMAN 34.834 |
| 16 | 81 L. STAPLEFORD 27.182 | 16 | 71 C. BERGMAN 31.740 | 16 | 25 A. BALDOLINI 30.429 | 16 | 65 M. CANDUCCI 34.848 |
| 17 | 26 K. WATANABE 27.212 | 17 | 25 A. BALDOLINI 31.838 | 17 | 78 H. OKUBO 30.438 | 17 | 78 H. OKUBO 34.856 |
| 18 | 63 Z. KHAIRUDDIN 27.219 | 18 | 26 K. WATANABE 31.842 | 18 | 35 S. HILL 30.460 | 18 | 63 Z. KHAIRUDDIN 34.864 |
| 19 | 10 N. CALERO 27.222 | 19 | 195 M. AL NAIMI 31.873 | 19 | 10 N. CALERO 30.522 | 19 | 35 S. HILL 34.954 |
| 20 | 112 S. AL SULAITI 27.250 | 20 | 112 S. AL SULAITI 31.895 | 20 | 63 Z. KHAIRUDDIN 30.555 | 20 | 10 N. CALERO 35.065 |
| 21 | 65 M. CANDUCCI 27.274 | 21 | 65 M. CANDUCCI 31.911 | 21 | 195 M. AL NAIMI 30.618 | 21 | 112 S. AL SULAITI 35.075 |
| 22 | 195 M. AL NAIMI 27.330 | 22 | 63 Z. KHAIRUDDIN 31.941 | 22 | 65 M. CANDUCCI 30.629 | 22 | 195 M. AL NAIMI 35.167 |
| 23 | 35 S. HILL 27.361 | 23 | 83 L. EPIS 31.953 | 23 | 26 K. WATANABE 30.677 | 23 | 69 X. CARDELUS 35.201 |
| 24 | 83 L. EPIS 27.542 | 24 | 35 S. HILL 31.979 | 24 | 83 L. EPIS 30.764 | 24 | 83 L. EPIS 35.261 |
| 25 | 69 X. CARDELUS 27.849 | 25 | 69 X. CARDELUS 32.420 | 25 | 48 G. SCARCELLA 31.108 | 25 | 26 K. WATANABE 35.301 |
| 26 | 48 G. SCARCELLA 27.852 | 26 | 48 G. SCARCELLA 32.503 | 26 | 69 X. CARDELUS 31.121 | 26 | 48 G. SCARCELLA 35.900 |

02/11/2017

These data/results cannot be reproduced, stored and/or transmitted in whole or in part by any manner of electronic, mechanical, photocopying, recording, broadcasting or otherwise now known or herein after developed without the previous express consent by the copyright owner, except for reproduction in daily press and regular printed publications on sale to the public within 60 days of the event related to those data/results and always provided that copyright symbol appears together as follows below.

© DORNA WSBK ORGANIZATION Srl 2017

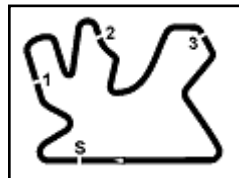
FICR PERUGIA TIMING



Official Tyre Supplier



Official Timekeeper



Qatar Round, 2-3-4 November 2017

World Supersport - Ideal Times Free Practice 1st Session

Losail International Circuit 5.380 m

| Rider No. | Nat | Bike | Seg. 1 Diff. 1 | Seg. 2 Diff. 2 | Seg. 3 Diff. 3 | Seg. 4 Diff. 4 | Ideal Time | | |
|---------------------------|-----|---------------------|-------------------|-------------------|-------------------|-------------------|-----------------------------|------|-------|
| | | | | | | | Best Lap | Pos. | Diff. |
| 1 111 K. SMITH | GBR | Honda CBR600RR | 26.672 0.094 | 31.487 | 29.970 0.012 | 34.484 0.024 | 2'02.613 2'02.743 | 1 | 0.130 |
| 2 144 L. MAHIAS | FRA | Yamaha YZF R6 | 26.936 0.128 | 31.375 0.007 | 29.914 | 34.455 | 2'02.680 2'02.815 | 2 | 0.135 |
| 3 64 F. CARICASULO | ITA | Yamaha YZF R6 | 26.687 0.180 | 31.326 | 30.125 | 34.549 | 2'02.687 2'02.867 | 3 | 0.180 |
| 4 66 N. TUULI | FIN | Yamaha YZF R6 | 26.912 | 31.354 | 30.068 0.257 | 34.585 | 2'02.919 2'03.176 | 6 | 0.257 |
| 5 16 J. CLUZEL | FRA | Honda CBR600RR | 26.841 0.016 | 31.559 0.056 | 30.190 | 34.506 | 2'03.096 2'03.168 | 5 | 0.072 |
| 6 13 A. WEST | AUS | Kawasaki ZX-6R | 26.916 0.044 | 31.430 | 30.215 | 34.545 | 2'03.106 2'03.150 | 4 | 0.044 |
| 7 1 K. SOFUOGLU | TUR | Kawasaki ZX-6R | 26.879 | 31.557 | 30.173 0.061 | 34.574 | 2'03.183 2'03.244 | 7 | 0.061 |
| 8 87 L. ZANETTI | ITA | MV Agusta F3 675 | 26.987 | 31.550 | 30.150 | 34.603 | 2'03.290 2'03.290 | 8 | |
| 9 81 L. STAPLEFORD | GBR | Triumph Daytona 675 | 27.182 | 31.387 | 30.243 0.100 | 34.556 | 2'03.368 2'03.468 | 9 | 0.100 |
| 10 32 S. MORAIS | RSA | Yamaha YZF R6 | 27.030 0.205 | 31.388 | 30.233 | 34.779 | 2'03.430 2'03.635 | 12 | 0.205 |
| 11 99 P. JACOBSEN | USA | MV Agusta F3 675 | 27.053 0.023 | 31.673 0.002 | 30.100 | 34.660 | 2'03.486 2'03.511 | 10 | 0.025 |
| 12 11 C. GAMARINO | ITA | Honda CBR600RR | 27.110 | 31.539 0.026 | 30.187 | 34.720 | 2'03.556 2'03.582 | 11 | 0.026 |
| 13 4 G. REA | GBR | Kawasaki ZX-6R | 27.014 0.002 | 31.623 | 30.257 0.003 | 34.818 0.020 | 2'03.712 2'03.737 | 13 | 0.025 |
| 14 71 C. BERGMAN | SWE | Honda CBR600RR | 27.063 0.086 | 31.740 0.134 | 30.293 0.149 | 34.834 | 2'03.930 2'04.299 | 16 | 0.369 |
| 15 25 A. BALDOLINI | ITA | Yamaha YZF R6 | 27.060 0.107 | 31.838 | 30.429 | 34.702 | 2'04.029 2'04.136 | 15 | 0.107 |
| 16 78 H. OKUBO | JPN | Honda CBR600RR | 27.174 0.006 | 31.591 | 30.438 | 34.856 | 2'04.059 2'04.065 | 14 | 0.006 |
| 17 10 N. CALERO | ESP | Kawasaki ZX-6R | 27.222 | 31.621 | 30.522 0.137 | 35.065 0.373 | 2'04.430 2'04.940 | 20 | 0.510 |
| 18 112 S. AL SULAITI | QAT | Kawasaki ZX-6R | 27.250 | 31.895 | 30.358 0.029 | 35.075 | 2'04.578 2'04.607 | 17 | 0.029 |
| 19 63 Z. KHAIRUDDIN | MAS | Kawasaki ZX-6R | 27.219 0.050 | 31.941 0.023 | 30.555 | 34.864 0.141 | 2'04.579 2'04.793 | 19 | 0.214 |
| 20 65 M. CANDUCCI | ITA | Kawasaki ZX-6R | 27.274 | 31.911 0.017 | 30.629 0.101 | 34.848 0.207 | 2'04.662 2'04.987 | 21 | 0.325 |
| 21 35 S. HILL | GBR | Triumph Daytona 675 | 27.361 | 31.979 0.032 | 30.460 | 34.954 | 2'04.754 2'04.786 | 18 | 0.032 |
| 22 195 M. AL NAIMI | QAT | Kawasaki ZX-6R | 27.330 0.081 | 31.873 | 30.618 | 35.167 | 2'04.988 2'05.069 | 22 | 0.081 |
| 23 26 K. WATANABE | JPN | Kawasaki ZX-6R | 27.212 0.123 | 31.842 0.049 | 30.677 0.047 | 35.301 | 2'05.032 2'05.251 | 23 | 0.219 |
| 24 83 L. EPIS | AUS | Kawasaki ZX-6R | 27.542 | 31.953 | 30.764 0.137 | 35.261 | 2'05.520 2'05.657 | 24 | 0.137 |
| 25 69 X. CARDELUS | AND | Yamaha YZF R6 | 27.849 0.153 | 32.420 | 31.121 | 35.201 0.067 | 2'06.591 2'06.811 | 25 | 0.220 |
| 26 48 G. SCARCELLA | AUS | Honda CBR600RR | 27.852 | 32.503 | 31.108 0.248 | 35.900 | 2'07.363 2'07.611 | 26 | 0.248 |
| Overall Ideal Time | | | 26.672 | 31.326 | 29.914 | 34.455 | 2'02.367 | | |

02/11/2017

These data/results cannot be reproduced, stored and/or transmitted in whole or in part by any manner of electronic, mechanical, photocopying, recording, broadcasting or otherwise now known or herein after developed without the previous express consent by the copyright owner, except for reproduction in daily press and regular printed publications on sale to the public within 60 days of the event related to those data/results and always provided that copyright symbol appears together as follows below.

© DORNA WSBK ORGANIZATION Srl 2017

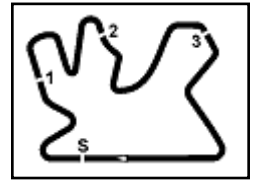
FICR PERUGIA TIMING



Official Tyre Supplier



Official Timekeeper



Qatar Round, 2-3-4 November 2017

World Supersport - Chronological Analysis Free Practice 1st Session

Losail International Circuit 5.380 m

2 / 5

| | | | | | | | | | | | | | | | |
|--------------------------------------|---------------|---------------|---------------|-----------|-----------------|--------------|--------------|----|--------|--------|--------|-----------|------------|-------|--------------|
| 17 | 27.275 | 31.720 | 30.295 | 34.953 | 2'04.243 | 266,0 | 17:21'11.046 | 10 | 27.630 | 31.942 | 30.623 | 35.035 | 2'05.230 | 266,7 | 17:03'43.973 |
| 18 | 27.020 | 31.562 | 30.201 | 34.992 | 2'03.775 | 266,7 | 17:23'14.821 | 11 | 27.274 | 31.855 | 30.482 | 34.733 | 2'04.344 | 266,7 | 17:05'48.317 |
| 19 | 26.969 | 31.520 | 30.189 | 34.657 | 2'03.335 | 266,7 | 17:25'18.156 | 12 | 27.225 | 31.745 | 30.725 | 34.633 | 2'04.328 | 265,4 | 17:07'52.645 |
| 20 | 26.912 | 31.354 | 30.325 | 34.585 | 2'03.176 | 267,3 | 17:27'21.332 | 13 | 28.460 | 36.132 | 33.994 | 10'55.890 | 12'34.476P | 267,3 | 17:20'27.121 |
| 21 | 26.942 | 31.583 | 30.192 | 34.674 | 2'03.391 | 266,0 | 17:29'24.723 | 14 | 38.795 | 35.509 | 40.423 | 36.526 | 2'31.253P | 105,9 | 17:22'58.374 |
| 22 | 26.989 | 31.542 | 30.068 | 34.805 | 2'03.404 | 267,3 | 17:31'28.127 | 15 | 28.641 | 32.115 | 30.852 | 35.130 | 2'06.738 | 269,3 | 17:25'05.112 |
| 7° 1 K. SOFUOGLU (2'03.244) | | | | | | | | | | | | | | | |
| Lap | Seg.1 | Seg.2 | Seg.3 | Seg.4 | Lap Time | km/h | Local Time | | | | | | | | |
| 1 | 39.370 | 34.009 | 32.132 | 35.951 | 2'21.462P | 108,8 | 16:36'13.175 | | | | | | | | |
| 2 | 28.391 | 32.940 | 31.565 | 35.348 | 2'08.244 | 266,7 | 16:40'42.881 | | | | | | | | |
| 3 | 27.968 | 32.228 | 30.714 | 35.008 | 2'05.918 | 268,7 | 16:42'48.799 | | | | | | | | |
| 4 | 29.402 | 35.015 | 33.321 | 35.383 | 2'13.121 | 259,6 | 16:45'01.920 | | | | | | | | |
| 5 | 27.676 | 32.134 | 30.540 | 34.827 | 2'05.177 | 270,0 | 16:47'07.097 | | | | | | | | |
| 6 | 27.395 | 31.938 | 30.630 | 34.849 | 2'04.812 | 269,3 | 16:49'11.909 | | | | | | | | |
| 7 | 27.225 | 32.017 | 30.632 | 34.869 | 2'04.743 | 274,1 | 16:51'16.652 | | | | | | | | |
| 8 | 30.550 | 32.199 | 30.981 | 35.244 | 2'08.974 | 268,0 | 16:53'25.626 | | | | | | | | |
| 9 | 27.161 | 31.916 | 30.414 | 34.708 | 2'04.199 | 271,4 | 16:55'29.825 | | | | | | | | |
| 10 | 28.833 | 34.649 | | | 19'03.976P | 270,0 | 17:14'33.801 | | | | | | | | |
| 11 | 37.537 | 32.735 | 31.565 | 35.703 | 2'17.540P | 97,8 | 17:16'51.341 | | | | | | | | |
| 12 | 27.266 | 31.940 | 30.584 | 35.300 | 2'05.090 | 267,3 | 17:18'56.431 | | | | | | | | |
| 13 | 27.086 | 31.632 | 30.183 | 34.720 | 2'03.621 | 268,0 | 17:21'00.052 | | | | | | | | |
| 14 | 26.981 | 31.731 | 30.204 | 34.824 | 2'03.740 | 268,7 | 17:23'03.792 | | | | | | | | |
| 15 | 26.879 | 31.557 | 30.234 | 34.574 | 2'03.244 | 269,3 | 17:25'07.036 | | | | | | | | |
| 16 | 26.918 | 31.675 | 30.384 | 34.675 | 2'03.652 | 272,0 | 17:27'10.688 | | | | | | | | |
| 17 | 26.897 | 31.639 | 30.173 | 34.656 | 2'03.365 | 270,7 | 17:29'14.053 | | | | | | | | |
| 10° 99 P. JACOBSEN (2'03.511) | | | | | | | | | | | | | | | |
| Lap | Seg.1 | Seg.2 | Seg.3 | Seg.4 | Lap Time | km/h | Local Time | | | | | | | | |
| 1 | 35.328 | 35.967 | 32.698 | 36.635 | 2'20.628P | 151,0 | 16:33'00.035 | | | | | | | | |
| 2 | 28.476 | 32.759 | 31.240 | 35.528 | 2'08.003 | 266,0 | 16:35'08.038 | | | | | | | | |
| 3 | 28.086 | 32.622 | 31.183 | 35.107 | 2'06.998 | 264,7 | 16:37'15.036 | | | | | | | | |
| 4 | 28.124 | 32.449 | 30.894 | 35.064 | 2'06.531 | 271,4 | 16:39'21.567 | | | | | | | | |
| 5 | 27.470 | 32.033 | 30.620 | 34.962 | 2'05.085 | 266,0 | 16:41'26.652 | | | | | | | | |
| 6 | 27.487 | 32.159 | 30.689 | 34.915 | 2'05.250 | 267,3 | 16:43'31.902 | | | | | | | | |
| 7 | 27.328 | 33.510 | 31.572 | 8'44.513 | 10'16.923P | 266,0 | 16:53'48.825 | | | | | | | | |
| 8 | 32.761 | 32.510 | 31.391 | 35.158 | 2'11.820P | 126,6 | 16:56'00.645 | | | | | | | | |
| 9 | 27.475 | 32.086 | 30.485 | 34.940 | 2'04.986 | 265,4 | 16:58'05.631 | | | | | | | | |
| 10 | 27.929 | 32.660 | 31.045 | 5'59.894 | 7'31.528P | 267,3 | 17:05'37.159 | | | | | | | | |
| 11 | 33.482 | 32.695 | 30.894 | 35.017 | 2'12.088P | 124,1 | 17:07'49.247 | | | | | | | | |
| 12 | 28.536 | 33.159 | 30.973 | 3'44.483 | 5'17.151P | 264,7 | 17:13'06.398 | | | | | | | | |
| 13 | 35.990 | 33.334 | 33.403 | 34.904 | 2'17.631P | 100,5 | 17:15'24.029 | | | | | | | | |
| 14 | 27.076 | 31.675 | 30.100 | 34.660 | 2'03.511 | 266,0 | 17:17'27.540 | | | | | | | | |
| 15 | 27.395 | 31.843 | 30.776 | 34.842 | 2'04.856 | 265,4 | 17:19'32.396 | | | | | | | | |
| 16 | 27.053 | 31.768 | 30.329 | 34.733 | 2'03.883 | 265,4 | 17:21'36.279 | | | | | | | | |
| 17 | 28.415 | 32.605 | 30.885 | 3'24.353 | 4'56.258P | 266,0 | 17:26'32.537 | | | | | | | | |
| 18 | 33.388 | 31.825 | 30.294 | 34.745 | 2'10.252P | 113,4 | 17:28'42.789 | | | | | | | | |
| 19 | 27.405 | 31.673 | 30.135 | 34.832 | 2'04.045 | 265,4 | 17:30'46.834 | | | | | | | | |
| 11° 11 C. GAMARINO (2'03.582) | | | | | | | | | | | | | | | |
| Lap | Seg.1 | Seg.2 | Seg.3 | Seg.4 | Lap Time | km/h | Local Time | | | | | | | | |
| 1 | 34.991 | 34.937 | 32.470 | 36.666 | 2'19.064P | 139,9 | 16:30'51.328 | | | | | | | | |
| 2 | 28.824 | 33.374 | 31.593 | 35.805 | 2'09.596 | 266,0 | 16:35'19.988 | | | | | | | | |
| 3 | 28.456 | 32.975 | 31.214 | 35.311 | 2'07.956 | 272,7 | 16:37'27.944 | | | | | | | | |
| 4 | 27.894 | 32.383 | 31.104 | 35.536 | 2'06.917 | 271,4 | 16:39'34.861 | | | | | | | | |
| 5 | 27.896 | 32.309 | 30.777 | 35.501 | 2'06.483 | 273,4 | 16:41'41.344 | | | | | | | | |
| 6 | 27.537 | 32.086 | 30.771 | 35.153 | 2'05.547 | 264,7 | 16:43'46.891 | | | | | | | | |
| 7 | 27.468 | 32.192 | 30.861 | 35.784 | 2'06.305 | 264,7 | 16:45'53.196 | | | | | | | | |
| 8 | 30.456 | 32.628 | 30.866 | 35.364 | 2'09.314 | 264,1 | 16:48'02.510 | | | | | | | | |
| 9 | 27.618 | 32.196 | 30.834 | 35.194 | 2'05.842 | 266,0 | 16:50'08.352 | | | | | | | | |
| 10 | 27.361 | 31.999 | 30.572 | 35.283 | 2'05.215 | 266,7 | 16:52'13.567 | | | | | | | | |
| 11 | 30.051 | 32.718 | 32.105 | 14'43.870 | 16'18.744P | 264,1 | 17:08'32.311 | | | | | | | | |
| 12 | 52.270 | 35.723 | 31.167 | 35.369 | 2'34.529P | 61,1 | 17:11'06.840 | | | | | | | | |
| 13 | 27.449 | 31.953 | 30.669 | 35.311 | 2'05.382 | 266,0 | 17:13'12.222 | | | | | | | | |
| 14 | 27.207 | 31.829 | 30.704 | 34.947 | 2'04.687 | 264,7 | 17:15'16.909 | | | | | | | | |
| 15 | 27.283 | 31.851 | 30.544 | 35.099 | 2'04.777 | 265,4 | 17:17'21.686 | | | | | | | | |
| 16 | 28.998 | 33.250 | 31.460 | 6'11.032 | 7'44.740P | 265,4 | 17:25'06.426 | | | | | | | | |
| 17 | 35.108 | 34.718 | 30.902 | 35.426 | 2'16.154P | 142,5 | 17:27'22.580 | | | | | | | | |
| 18 | 27.110 | 31.565 | 30.187 | 34.720 | 2'03.582 | 266,0 | 17:29'26.162 | | | | | | | | |
| 19 | 27.275 | 31.539 | 30.499 | 34.961 | 2'04.274 | 266,7 | 17:31'30.436 | | | | | | | | |
| 12° 32 S. MORAIS (2'03.635) | | | | | | | | | | | | | | | |
| Lap | Seg.1 | Seg.2 | Seg.3 | Seg.4 | Lap Time | km/h | Local Time | | | | | | | | |
| 1 | 35.724 | 35.267 | 34.498 | 36.940 | 2'22.429P | 120,3 | 16:32'51.569 | | | | | | | | |
| 2 | 29.263 | 33.659 | 31.838 | 36.258 | 2'11.018 | 265,4 | 16:35'02.587 | | | | | | | | |
| 3 | 28.215 | 32.827 | 31.535 | 36.445 | 2'09.022 | 272,0 | 16:37'11.609 | | | | | | | | |
| 4 | 27.959 | 32.892 | 31.197 | 35.389 | 2'07.437 | 270,7 | 16:39'19.046 | | | | | | | | |
| 5 | 27.585 | 32.472 | 30.994 | 35.250 | 2'06.301 | 270,0 | 16:41'25.347 | | | | | | | | |

02/11/2017 P = Pits In/Out - C = Lap-Time Cancelled

These data/results cannot be reproduced, stored and/or transmitted in whole or in part by any manner of electronic, mechanical, photocopying, recording, broadcasting or otherwise now known or herein after developed without the previous express consent by the copyright owner, except for reproduction in daily press and regular printed publications on sale to the public within 60 days of the event related to those data/results and always provided that copyright symbol appears together as follows below.

© DORNA WSBK ORGANIZATION Srl 2017

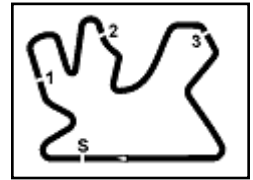
FICR PERUGIA TIMING



Official Tyre Supplier



Official Timekeeper



Qatar Round, 2-3-4 November 2017

World Supersport - Chronological Analysis Free Practice 1st Session

Losail International Circuit 5.380 m

4 / 5

| | | | | | | | | | | | | | | | |
|--|---------------|---------------|---------------|-----------|-----------------|--------------|--------------|---------------------------------------|---------------|---------------|---------------|-----------|-----------------|--------------|--------------|
| 16 | 31.031 | 32.189 | 30.655 | 35.429 | 2'09.304P | 134,2 | 17:28'15.597 | 10 | 30.055 | 32.731 | 30.961 | 35.295 | 2'09.042 | 267,3 | 17:00'15.855 |
| 17 | 27.250 | 31.895 | 30.387 | 35.075 | 2'04.607 | 260,2 | 17:30'20.204 | 11 | 27.689 | 31.940 | 30.858 | 35.401 | 2'05.888 | 267,3 | 17:02'21.743 |
| 18° 35 S. HILL (2'04.786) | | | | | | | | | | | | | | | |
| Lap | Seg.1 | Seg.2 | Seg.3 | Seg.4 | Lap Time | km/h | Local Time | Lap | Seg.1 | Seg.2 | Seg.3 | Seg.4 | Lap Time | km/h | Local Time |
| | | | | | | | 16:30'50.811 | 12 | 30.916 | 34.958 | 33.528 | 10'01.593 | 11'40.995P | 265,4 | 17:14'02.738 |
| 1 | | | | | | | 2'17.429P | 13 | 38.892 | 35.412 | 36.946 | 38.442 | 2'29.692P | 91,2 | 17:16'32.430 |
| 2 | | | | | | | 3'09.153P | 14 | 30.885 | 34.459 | 31.302 | 35.892 | 2'12.538 | 263,4 | 17:18'44.968 |
| 3 | 32.675 | 33.921 | 31.391 | 35.721 | 2'13.708P | 147,3 | 16:38'31.101 | 15 | 27.590 | 33.295 | 30.634 | 35.065 | 2'06.584 | 261,5 | 17:20'51.552 |
| 4 | 27.680 | 32.801 | 31.137 | 35.646 | 2'07.264 | 266,0 | 16:40'38.365 | 16 | 27.222 | 31.621 | 30.659 | 35.438 | 2'04.940 | 264,7 | 17:22'56.492 |
| 5 | 27.482 | 32.498 | 30.868 | 35.256 | 2'06.104 | 263,4 | 16:42'44.469 | 17 | 27.578 | 33.290 | 32.496 | 36.225 | 2'09.589 | 263,4 | 17:25'06.081 |
| 6 | 31.639 | 34.997 | 32.339 | 36.336 | 2'15.311 | 265,4 | 16:44'59.780 | 18 | 28.638 | 31.812 | 30.687 | 35.233 | 2'06.370 | 262,8 | 17:27'12.451 |
| 7 | 27.626 | 32.457 | 31.028 | 35.202 | 2'06.313 | 268,7 | 16:47'06.093 | 19 | 27.350 | 31.824 | 30.522 | 35.338 | 2'05.034 | 264,7 | 17:29'17.485 |
| 8 | 27.705 | 32.367 | 31.087 | 35.170 | 2'06.329 | 268,0 | 16:49'12.422 | 20 | 30.526 | 35.087 | 41.140 | 38.988 | 2'25.741 | 262,8 | 17:31'43.226 |
| 9 | 27.417 | 32.455 | 30.674 | 35.055 | 2'05.601 | 268,0 | 16:51'18.023 | 21° 65 M. CANDUCCI (2'04.987) | | | | | | | |
| 10 | 29.696 | 32.558 | 31.066 | 36.336 | 2'09.656 | 269,3 | 16:53'27.679 | Lap | Seg.1 | Seg.2 | Seg.3 | Seg.4 | Lap Time | km/h | Local Time |
| 11 | 27.867 | 32.365 | 30.879 | 35.219 | 2'06.330 | 266,0 | 16:55'34.009 | 1 | 34.427 | 34.447 | 32.965 | 36.440 | 2'18.279P | 149,8 | 16:33'09.090 |
| 12 | 27.696 | 32.201 | 31.130 | 35.319 | 2'06.346 | 264,7 | 16:57'40.355 | 2 | 29.181 | 33.362 | 32.293 | 35.881 | 2'10.717 | 266,7 | 16:35'19.807 |
| 13 | 30.680 | 32.682 | 31.491 | 6'55.985 | 8'30.838P | 262,8 | 17:06'11.193 | 3 | 28.467 | 32.414 | 31.229 | 35.554 | 2'07.664 | 267,3 | 16:37'27.471 |
| 14 | 39.916 | 33.463 | 31.540 | 36.725 | 2'21.644P | 67,0 | 17:08'32.837 | 4 | 28.265 | 32.345 | 31.146 | 35.426 | 2'07.182 | 268,7 | 16:39'34.653 |
| 15 | 27.707 | 32.693 | 30.762 | 35.265 | 2'06.427 | 262,8 | 17:10'39.264 | 5 | 27.935 | 32.791 | 31.509 | 35.256 | 2'07.491 | 275,5 | 16:41'42.144 |
| 16 | 27.606 | 32.256 | 30.716 | 35.430 | 2'06.008 | 262,1 | 17:12'45.272 | 6 | 27.745 | 32.231 | 30.808 | 35.094 | 2'05.878 | 275,5 | 16:43'48.022 |
| 17 | 27.696 | 31.979 | 30.488 | 34.972 | 2'05.135 | 264,7 | 17:14'50.407 | 7 | 27.685 | 32.565 | 30.915 | 35.075 | 2'06.240 | 269,3 | 16:45'54.262 |
| 18 | 32.668 | 33.791 | 33.078 | 4'16.782 | 5'56.319P | 266,0 | 17:20'48.726 | 8 | 27.551 | 32.128 | 30.781 | 35.351 | 2'05.811 | 269,3 | 16:48'00.073 |
| 19 | 37.938 | 35.883 | 36.109 | 39.193 | 2'29.123P | 79,5 | 17:23'15.849 | 9 | 27.475 | 31.911 | 30.881 | 35.449 | 2'05.716 | 266,7 | 16:50'05.789 |
| 20 | 27.361 | 32.011 | 30.460 | 34.954 | 2'04.786 | 267,3 | 17:25'20.635 | 10 | 27.654 | 32.381 | 31.450 | 9'27.502 | 10'58.987P | 267,3 | 17:01'04.776 |
| 21 | 27.555 | 38.940 | 34.609 | 37.140 | 2'18.244 | 267,3 | 17:27'38.879 | 11 | 33.537 | 32.588 | 31.433 | 35.394 | 2'12.952P | 115,3 | 17:03'17.728 |
| 22 | 27.439 | 36.954 | 38.108 | 38.456 | 2'20.957 | 268,7 | 17:29'59.836 | 12 | 27.758 | 32.130 | 31.002 | 35.219 | 2'06.109 | 266,7 | 17:05'23.837 |
| 23 | 27.397 | 35.031 | 31.809 | 35.566 | 2'09.803 | 263,4 | 17:32'09.639 | 13 | 27.491 | 32.146 | 30.894 | 35.076 | 2'05.607 | 266,7 | 17:07'29.444 |
| 19° 63 Z. KHAIRUDDIN (2'04.793) | | | | | | | | | | | | | | | |
| Lap | Seg.1 | Seg.2 | Seg.3 | Seg.4 | Lap Time | km/h | Local Time | Lap | Seg.1 | Seg.2 | Seg.3 | Seg.4 | Lap Time | km/h | Local Time |
| | | | | | | | 16:31'19.118 | 14 | 27.274 | 31.928 | 30.730 | 35.055 | 2'04.987 | 266,7 | 17:09'34.431 |
| 1 | 34.801 | 33.842 | 32.084 | 36.215 | 2'16.942P | 151,3 | 16:33'36.060 | 15 | 31.170 | 32.591 | 31.069 | 7'09.515 | 8'44.345P | 267,3 | 17:18'18.776 |
| 2 | 28.912 | 32.695 | 31.423 | 35.572 | 2'08.602 | 266,0 | 16:35'44.662 | 16 | 39.221 | 35.859 | 31.390 | 35.734 | 2'22.204P | 114,2 | 17:20'40.980 |
| 3 | 28.155 | 32.573 | 30.868 | 35.443 | 2'07.039 | 268,0 | 16:37'51.701 | 17 | 27.316 | 32.148 | 30.684 | 34.848 | 2'02.996 | 266,0 | 17:22'45.976 |
| 4 | 27.791 | 32.467 | 30.903 | 35.331 | 2'06.492 | 267,3 | 16:39'58.193 | 18 | 27.617 | 32.010 | 30.629 | 35.207 | 2'05.463 | 266,7 | 17:24'51.439 |
| 5 | 29.936 | 33.515 | 31.657 | 12'25.690 | 14'00.798P | 263,4 | 16:53'58.991 | 19 | 27.526 | 39.249 | 31.833 | 36.556 | 2'15.164 | 266,7 | 17:27'06.603 |
| 6 | 40.403 | 33.033 | 37.591 | 35.674 | 2'26.701P | 52,4 | 16:56'25.692 | 20 | 27.541 | 32.409 | 31.171 | 37.071 | 2'08.192 | 265,4 | 17:29'14.795 |
| 7 | 27.985 | 32.244 | 30.878 | 35.183 | 2'06.290 | 267,3 | 16:58'31.982 | 21 | 27.689 | 31.982 | 30.690 | 34.941 | 2'05.302 | 272,7 | 17:31'20.097 |
| 8 | 27.614 | 32.429 | 30.866 | 35.284 | 2'06.193 | 267,3 | 17:00'38.175 | 22° 195 M. AL NAIMI (2'05.069) | | | | | | | |
| 9 | 27.420 | 32.424 | 31.245 | 35.233 | 2'06.322 | 266,7 | 17:02'44.497 | Lap | Seg.1 | Seg.2 | Seg.3 | Seg.4 | Lap Time | km/h | Local Time |
| 10 | 29.034 | 34.183 | 32.112 | 6'11.165 | 7'46.494P | 266,0 | 17:10'30.991 | 1 | 38.867 | 35.116 | 38.484 | 42.731 | 2'35.198P | 160,0 | 16:33'56.846 |
| 11 | 38.887 | 32.468 | 30.743 | 35.329 | 2'17.427P | 87,0 | 17:12'48.418 | 2 | 28.035 | 32.757 | 31.132 | 35.658 | 2'07.582 | 265,4 | 16:38'39.626 |
| 12 | 27.376 | 32.139 | 30.752 | 34.899 | 2'05.166 | 266,0 | 17:14'53.584 | 3 | 27.676 | 32.327 | 31.061 | 35.481 | 2'06.545 | 266,0 | 16:40'46.171 |
| 13 | 27.359 | 32.095 | 30.632 | 34.864 | 2'04.950 | 266,7 | 17:16'58.534 | 4 | 27.590 | 32.319 | 30.928 | 35.411 | 2'06.248 | 263,4 | 16:42'52.419 |
| 14 | 29.956 | 33.001 | 31.452 | 4'27.932 | 6'02.341P | 266,7 | 17:23'00.875 | 5 | 28.645 | 36.225 | 43.276 | 15'19.716 | 17'07.862P | 265,4 | 17:00'00.281 |
| 15 | 38.015 | 36.012 | 32.421 | 35.070 | 2'21.518P | 99,6 | 17:25'22.393 | 6 | 33.761 | 32.864 | 30.830 | 35.400 | 2'12.855P | 165,1 | 17:02'13.136 |
| 16 | 27.219 | 31.941 | 31.378 | 35.843 | 2'06.381 | 268,7 | 17:27'28.774 | 7 | 27.344 | 32.244 | 30.815 | 35.544 | 2'05.947 | 267,3 | 17:04'19.083 |
| 17 | 30.529 | 32.355 | 30.770 | 35.087 | 2'08.741 | 266,7 | 17:29'37.515 | 8 | 30.071 | 33.935 | 30.913 | 35.404 | 2'10.323 | 266,0 | 17:06'29.406 |
| 18 | 27.269 | 31.964 | 30.555 | 35.005 | 2'04.793 | 267,3 | 17:31'42.308 | 9 | 27.410 | 32.378 | 30.696 | 35.427 | 2'05.911 | 272,0 | 17:08'35.317 |
| 20° 10 N. CALERO (2'04.940) | | | | | | | | | | | | | | | |
| Lap | Seg.1 | Seg.2 | Seg.3 | Seg.4 | Lap Time | km/h | Local Time | Lap | Seg.1 | Seg.2 | Seg.3 | Seg.4 | Lap Time | km/h | Local Time |
| | | | | | | | 16:31'21.841 | 10 | 33.004 | 39.565 | 35.719 | 11'05.593 | 12'53.881P | 268,7 | 17:21'29.198 |
| 1 | 34.570 | 34.111 | 32.315 | 37.247 | 2'18.243P | 150,6 | 16:33'40.084 | 11 | 32.247 | 33.875 | 31.197 | 37.246 | 2'14.565P | 163,9 | 17:23'43.763 |
| 2 | 32.244 | 33.262 | 31.267 | 35.820 | 2'12.593 | 264,7 | 16:35'52.677 | 12 | 27.330 | 31.946 | 30.624 | 35.493 | 2'05.393 | 264,7 | 17:25'49.156 |
| 3 | 30.523 | 32.803 | 31.069 | 38.046 | 2'12.441 | 263,4 | 16:38'05.118 | 13 | 36.258 | 34.346 | 32.173 | 38.244 | 2'21.021 | 264,1 | 17:28'10.177 |
| 4 | 28.035 | 32.611 | 30.941 | 35.477 | 2'07.064 | 264,1 | 16:40'12.182 | 14 | 27.411 | 31.873 | 30.618 | 35.167 | 2'05.069 | 268,7 | 17:30'15.246 |
| 5 | 29.976 | 32.129 | 30.848 | 35.781 | 2'08.734 | 264,7 | 16:42'20.916 | 23° 26 K. WATANABE (2'05.251) | | | | | | | |
| 6 | 27.872 | 31.995 | 30.991 | 35.464 | 2'06.322 | 266,7 | 16:44'27.238 | Lap | Seg.1 | Seg.2 | Seg.3 | Seg.4 | Lap Time | km/h | Local Time |
| 7 | 30.928 | 33.971 | 32.105 | 7'45.432 | 9'22.436P | 264,1 | 16:53'49.674 | 1 | 35.761 | 35.595 | 34.417 | 37.092 | 2'22.865P | 154,1 | 16:33'00.063 |
| 8 | 32.592 | 32.281 | 31.133 | 35.217 | 2'11.223P | 132,2 | 16:56'00.897 | 2 | 29.372 | 33.718 | 32.507 | 36.488 | 2'12.085 | 261,5 | 16:35'12.148 |
| 9 | 27.860 | 31.839 | 30.771 | 35.446 | 2'05.916 | 270,7 | 16:58'06.813 | 3 | 28.385 | 32.954 | 31.560 | 35.793 | 2'08.692 | 269,3 | 16:37'20.840 |
| | | | | | | | | 4 | 28.522 | 33.401 | 31.833 | 35.706 | 2'09.462 | 265,4 | 16:39'30.302 |
| | | | | | | | | 5 | 33.247 | 32.743 | 31.753 | 4'47.197 | 6'24.940P | 264,7 | 16:45'55.242 |
| | | | | | | | | 6 | 38.354 | 32.652 | 31.232 | 35.900 | 2'18.138P | 105,9 | 16:48'13.380 |

02/11/2017 P = Pits In/Out - C = Lap-Time Cancelled

These data/results cannot be reproduced, stored and/or transmitted in whole or in part by any manner of electronic, mechanical, photocopying, recording, broadcasting or otherwise now known or herein after developed without the previous express consent by the copyright owner, except for reproduction in daily press and regular printed publications on sale to the public within 60 days of the event related to those data/results and always provided that copyright symbol appears together as follows below.

© DORNA WSBK ORGANIZATION Srl 2017

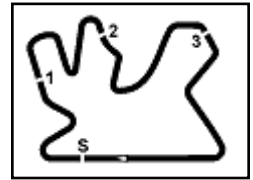
FICR PERUGIA TIMING



Official Tyre Supplier



Official Timekeeper



Qatar Round, 2-3-4 November 2017

World Supersport - Chronological Analysis Free Practice 1st Session

Losail International Circuit 5.380 m

5 / 5

| | | | | | | | | | | | | | | | |
|----|---------------|---------------|---------------|----------|-----------------|-------|--------------|----|---------------|---------------|---------------|----------|-----------------|--------------|--------------|
| 7 | 28.077 | 45.218 | 34.608 | 37.372 | 2'25.275 | 262,1 | 16:50'38.655 | 2 | 31.166 | 36.051 | 33.587 | 37.576 | 2'18.380 | 258,4 | 16:38'25.037 |
| 8 | 27.832 | 32.481 | 31.402 | 35.613 | 2'07.328 | 263,4 | 16:52'45.983 | 3 | 30.150 | 35.223 | 32.731 | 36.737 | 2'14.841 | 260,9 | 16:40'39.878 |
| 9 | 27.589 | 32.383 | 31.135 | 35.371 | 2'06.478 | 262,8 | 16:54'52.461 | 4 | 36.265 | 35.799 | 33.027 | 5'31.588 | 7'16.679P | 261,5 | 16:47'56.557 |
| 10 | 27.875 | 32.758 | 31.158 | 35.374 | 2'07.165 | 263,4 | 16:56'59.626 | 5 | 39.514 | 35.806 | 32.954 | 37.064 | 2'25.338P | 82,8 | 16:50'21.895 |
| 11 | 27.589 | 32.309 | 31.189 | 36.289 | 2'07.376 | 262,8 | 16:59'07.002 | 6 | 29.071 | 34.300 | 31.989 | 36.410 | 2'11.770 | 261,5 | 16:52'33.665 |
| 12 | 27.879 | 32.192 | 30.992 | 35.751 | 2'06.814 | 262,8 | 17:01'13.816 | 7 | 28.946 | 33.581 | 31.799 | 6'46.555 | 8'20.881P | 261,5 | 17:00'54.546 |
| 13 | 27.570 | 32.607 | 31.883 | 7'19.074 | 8'51.134P | 262,8 | 17:10'04.950 | 8 | 40.933 | 34.160 | 32.011 | 36.968 | 2'24.072P | 91,1 | 17:03'18.618 |
| 14 | 1'07.724 | 34.744 | 31.213 | 35.557 | 2'49.238P | 50,9 | 17:12'54.188 | 9 | 28.470 | 33.329 | 31.528 | 36.720 | 2'10.047 | 265,4 | 17:05'28.665 |
| 15 | 27.506 | 32.052 | 30.994 | 35.344 | 2'05.896 | 262,8 | 17:15'00.084 | 10 | 28.635 | 33.625 | 31.693 | 36.809 | 2'10.762 | 262,1 | 17:07'39.427 |
| 16 | 27.417 | 32.186 | 30.718 | 35.587 | 2'05.908 | 262,8 | 17:17'05.992 | 11 | 28.472 | 33.268 | 31.847 | 36.413 | 2'10.000 | 261,5 | 17:09'49.427 |
| 17 | 27.416 | 31.890 | 31.016 | 35.545 | 2'05.867 | 262,8 | 17:19'11.859 | 12 | 28.519 | 33.755 | 31.698 | 36.252 | 2'10.224 | 260,9 | 17:11'59.651 |
| 18 | 27.335 | 31.891 | 30.724 | 35.301 | 2'05.251 | 263,4 | 17:21'17.110 | 13 | 28.304 | 33.815 | 31.684 | 36.377 | 2'10.180 | 260,2 | 17:14'09.831 |
| 19 | 27.212 | 31.842 | 30.677 | 35.663 | 2'05.394 | 264,1 | 17:23'22.504 | 14 | 28.338 | 33.215 | 31.436 | 36.446 | 2'09.435 | 260,9 | 17:16'19.266 |
| 20 | 30.919 | 36.862 | 30.786 | 35.316 | 2'13.883 | 203,0 | 17:25'36.387 | 15 | 28.292 | 32.904 | 37.606 | 37.958 | 2'16.760 | 261,5 | 17:18'36.026 |
| 21 | 27.307 | 31.977 | 30.809 | 35.398 | 2'05.491 | 264,7 | 17:27'41.878 | 16 | 28.277 | 33.101 | 31.661 | 36.050 | 2'09.089 | 259,6 | 17:20'45.115 |
| 17 | | | | | | | | 17 | 27.957 | 32.802 | 31.108 | 36.201 | 2'08.068 | 261,5 | 17:22'53.183 |
| 18 | | | | | | | | 18 | 27.852 | 32.503 | 31.356 | 35.900 | 2'07.611 | 260,9 | 17:25'00.794 |

24° 83 L. EPIS (2'05.657)

| Lap | Seg.1 | Seg.2 | Seg.3 | Seg.4 | Lap Time | km/h | Local Time |
|-----|---------------|---------------|---------------|-----------|-----------------|--------------|--------------|
| | | | | | | | 16:30'40.092 |
| 1 | 32.969 | 35.631 | 33.565 | 37.633 | 2'19.798P | 155,0 | 16:32'59.890 |
| 2 | 29.028 | 33.353 | 32.094 | 36.189 | 2'10.664 | 259,6 | 16:35'10.554 |
| 3 | 28.775 | 33.204 | 31.848 | 35.796 | 2'09.623 | 262,8 | 16:37'20.177 |
| 4 | 28.601 | 33.089 | 31.814 | 36.405 | 2'09.909 | 264,1 | 16:39'30.086 |
| 5 | 28.258 | 32.875 | 32.232 | 38.513 | 2'11.878 | 259,6 | 16:41'41.964 |
| 6 | 27.852 | 32.719 | 31.154 | 35.677 | 2'07.402 | 264,7 | 16:43'49.366 |
| 7 | 27.912 | 32.341 | 31.016 | 35.476 | 2'06.745 | 264,1 | 16:45'56.111 |
| 8 | 28.433 | 33.695 | 32.274 | 6'01.054 | 7'35.456P | 264,1 | 16:53'31.567 |
| 9 | 35.836 | 33.702 | 31.735 | 36.306 | 2'17.579P | 143,2 | 16:55'49.146 |
| 10 | 28.117 | 32.774 | 31.154 | 35.759 | 2'07.804 | 260,9 | 16:57'56.950 |
| 11 | 27.815 | 32.453 | 31.186 | 35.559 | 2'07.013 | 262,8 | 17:00'03.963 |
| 12 | 28.190 | 32.239 | 30.764 | 35.328 | 2'06.521 | 262,8 | 17:02'10.484 |
| 13 | 28.452 | 34.608 | 32.210 | 11'39.231 | 13'14.501P | 265,4 | 17:15'24.985 |
| 14 | 33.499 | 33.484 | 31.770 | 36.342 | 2'15.095P | 129,8 | 17:17'40.080 |
| 15 | 27.817 | 32.629 | 31.081 | 35.459 | 2'06.986 | 260,2 | 17:19'47.066 |
| 16 | 27.845 | 32.237 | 31.020 | 35.675 | 2'06.777 | 260,9 | 17:21'53.843 |
| 17 | 27.625 | 32.192 | 31.007 | 35.381 | 2'06.205 | 260,2 | 17:24'00.048 |
| 18 | 28.277 | 32.443 | 31.682 | 1'37.711 | 3'10.113P | 260,9 | 17:27'10.161 |
| 19 | 32.789 | 39.575 | 32.027 | 36.954 | 2'21.345P | 153,0 | 17:29'31.506 |
| 20 | 27.542 | 31.953 | 30.901 | 35.261 | 2'05.657 | 266,0 | 17:31'37.163 |

25° 69 X. CARDELUS (2'06.811)

| Lap | Seg.1 | Seg.2 | Seg.3 | Seg.4 | Lap Time | km/h | Local Time |
|-----|---------------|---------------|---------------|-----------|-----------------|--------------|--------------|
| | | | | | | | 16:30'36.909 |
| 1 | 36.355 | 36.192 | 34.499 | 37.413 | 2'24.459P | 139,5 | 16:33'01.368 |
| 2 | 29.645 | 33.839 | 32.693 | 36.456 | 2'12.633 | 270,7 | 16:35'14.001 |
| 3 | 28.691 | 33.489 | 32.202 | 35.974 | 2'10.356 | 268,7 | 16:37'24.357 |
| 4 | 28.790 | 33.385 | 32.050 | 35.931 | 2'10.156 | 266,0 | 16:39'34.513 |
| 5 | 32.111 | 33.544 | 31.939 | 9'48.278 | 11'25.872P | 265,4 | 16:51'00.385 |
| 6 | 35.014 | 33.366 | 33.863 | 38.071 | 2'20.314P | 126,5 | 16:53'20.699 |
| 7 | 37.720 | 33.325 | 31.579 | 35.616 | 2'18.240 | 264,7 | 16:55'38.939 |
| 8 | 28.642 | 33.098 | 31.849 | 37.671 | 2'11.260 | 267,3 | 16:57'50.199 |
| 9 | 28.456 | 33.831 | 31.780 | 35.794 | 2'09.861 | 265,4 | 17:00'00.060 |
| 10 | 28.402 | 33.180 | 31.901 | 35.945 | 2'09.428 | 265,4 | 17:02'09.488 |
| 11 | 28.284 | 33.077 | 31.910 | 15'47.085 | 17'20.356P | 264,7 | 17:19'29.844 |
| 12 | 36.169 | 36.976 | 32.925 | 38.059 | 2'24.129P | 122,3 | 17:21'53.973 |
| 13 | 28.002 | 32.420 | 31.121 | 35.268 | 2'06.811 | 260,2 | 17:24'00.784 |
| 14 | 27.849 | 32.656 | 31.634 | 35.375 | 2'07.514 | 268,7 | 17:26'08.298 |
| 15 | 33.067 | 34.950 | 33.683 | 36.748 | 2'18.448 | 266,7 | 17:28'26.746 |
| 16 | 28.011 | 32.573 | 31.519 | 35.201 | 2'07.304 | 266,0 | 17:30'34.050 |

26° 48 G. SCARCELLA (2'07.611)

| Lap | Seg.1 | Seg.2 | Seg.3 | Seg.4 | Lap Time | km/h | Local Time |
|-----|--------|--------|--------|--------|-----------|-------|--------------|
| | | | | | | | 16:33'28.212 |
| 1 | 46.122 | 38.485 | 34.890 | 38.948 | 2'38.445P | 109,0 | 16:36'06.657 |

02/11/2017 P = Pits In/Out - C = Lap-Time Cancelled

These data/results cannot be reproduced, stored and/or transmitted in whole or in part by any manner of electronic, mechanical, photocopying, recording, broadcasting or otherwise now known or herein after developed without the previous express consent by the copyright owner, except for reproduction in daily press and regular printed publications on sale to the public within 60 days of the event related to those data/results and always provided that copyright symbol appears together as follows below.

© DORNA WSBK ORGANIZATION Srl 2017