

Qatar Round, 2-3-4 November 2017

World Supersport - Free Practices Combined Results

Losail International Circuit 5.380 m

No.	Rider	Nat	Team	Bike	FP1	FP2	Time	Gap	Rel.	Avg	Laps
1	144 L. MAHIAS	FRA	GRT Yamaha Official WorldSSP Team	Yamaha YZF R6	2'02.815	2'01.316	2'01.316			159,649	33
2	16 J. CLUZEL	FRA	CIA Landlord Insurance Honda	Honda CBR600RR	2'03.168	2'01.728	2'01.728	0.412	0.412	159,109	35
3	81 L. STAPLEFORD	GBR	Profile Racing	Triumph Daytona 675	2'03.468	2'01.734	2'01.734	0.418	0.006	159,101	37
4	64 F. CARICASULO	ITA	GRT Yamaha Official WorldSSP Team	Yamaha YZF R6	2'02.867	2'01.734	2'01.734	0.418		159,101	40
5	111 K. SMITH	GBR	GEMAR Team Lorini	Honda CBR600RR	2'02.743	2'01.867	2'01.867	0.551	0.133	158,927	33
6	13 A. WEST	AUS	Kawasaki Puccetti Racing	Kawasaki ZX-6R	2'03.150	2'01.928	2'01.928	0.612	0.061	158,848	41
7	1 K. SOFUOGLU	TUR	Kawasaki Puccetti Racing	Kawasaki ZX-6R	2'03.244	2'01.963	2'01.963	0.647	0.035	158,802	37
8	65 M. CANDUCCI	ITA	3570 Puccetti Racing FMI	Kawasaki ZX-6R	2'04.987	2'02.029	2'02.029	0.713	0.066	158,716	43
9	66 N. TUULI	FIN	Kallio Racing	Yamaha YZF R6	2'03.176	2'02.338	2'02.338	1.022	0.309	158,315	40
10	11 C. GAMARINO	ITA	BARDAHL EVAN BROS. Honda Racing	Honda CBR600RR	2'03.582	2'02.408	2'02.408	1.092	0.070	158,225	37
11	99 P. JACOBSEN	USA	MV Agusta Reparto Corse	MV Agusta F3 675	2'03.511	2'02.486	2'02.486	1.170	0.078	158,124	38
12	32 S. MORAIS	RSA	Kallio Racing	Yamaha YZF R6	2'03.635	2'02.500	2'02.500	1.184	0.014	158,106	40
13	78 H. OKUBO	JPN	CIA Landlord Insurance Honda	Honda CBR600RR	2'04.065	2'02.511	2'02.511	1.195	0.011	158,092	40
14	4 G. REA	GBR	Team Kawasaki Go Eleven	Kawasaki ZX-6R	2'03.737	2'02.626	2'02.626	1.310	0.115	157,944	44
15	25 A. BALDOLINI	ITA	Race Department ATK#25	Yamaha YZF R6	2'04.136	2'02.748	2'02.748	1.432	0.122	157,787	35
16	71 C. BERGMAN	SWE	CIA Landlord Insurance Honda	Honda CBR600RR	2'04.299	2'02.948	2'02.948	1.632	0.200	157,530	39
17	87 L. ZANETTI	ITA	Team Factory Vomag	MV Agusta F3 675	2'03.290	2'03.425	2'03.290	1.974	0.342	157,093	39
18	35 S. HILL	GBR	Profile Racing	Triumph Daytona 675	2'04.786	2'03.328	2'03.328	2.012	0.038	157,045	45
19	63 Z. KHAIRUDDIN	MAS	Orelac Racing VerdNatura	Kawasaki ZX-6R	2'04.793	2'03.582	2'03.582	2.266	0.254	156,722	38
20	26 K. WATANABE	JPN	Team Kawasaki Go Eleven	Kawasaki ZX-6R	2'05.251	2'03.627	2'03.627	2.311	0.045	156,665	42
21	112 S. AL SULAITI	QAT	QMMF Racing	Kawasaki ZX-6R	2'04.607	2'03.806	2'03.806	2.490	0.179	156,438	35
22	10 N. CALERO	ESP	Orelac Racing VerdNatura	Kawasaki ZX-6R	2'04.940	2'04.068	2'04.068	2.752	0.262	156,108	38
23	195 M. AL NAIMI	QAT	QMMF Racing	Kawasaki ZX-6R	2'05.069	2'04.427	2'04.427	3.111	0.359	155,658	31
24	83 L. EPIS	AUS	Response RE Racing	Kawasaki ZX-6R	2'05.657	2'04.463	2'04.463	3.147	0.036	155,613	36
25	69 X. CARDELUS	AND	Race Department ATK#25	Yamaha YZF R6	2'06.811	2'05.220	2'05.220	3.904	0.757	154,672	34
26	48 G. SCARCELLA	AUS	GEMAR Team Lorini	Honda CBR600RR	2'07.611	2'05.909	2'05.909	4.593	0.689	153,825	35

02/11/2017

These data/results cannot be reproduced, stored and/or transmitted in whole or in part by any manner of electronic, mechanical, photocopying, recording, broadcasting or otherwise now known or herein after developed without the previous express consent by the copyright owner, except for reproduction in daily press and regular printed publications on sale to the public within 60 days of the event related to those data/results and always provided that copyright symbol appears together as follows below.

© DORNA WSBK ORGANIZATION Srl 2017

FICR PERUGIA TIMING



Official Tyre Supplier



Official Timekeeper



Qatar Round, 2-3-4 November 2017

World Supersport - Results Free Practice 2nd Session

Losail International Circuit 5.380 m

1 / 2

No.	Rider	Nat	Team	Bike	Time	Gap	Rel.	Laps	Speed	
									Avg	Max
1	144 L. MAHIAS	FRA	GRT Yamaha Official WorldSSP Team	Yamaha YZF R6	2'01.316			17	159,649	268,7
2	16 J. CLUZEL	FRA	CIA Landlord Insurance Honda	Honda CBR600RR	2'01.728	0.412	0.412	20	159,109	274,8
3	81 L. STAPLEFORD	GBR	Profile Racing	Triumph Daytona 675	2'01.734	0.418	0.006	19	159,101	269,3
4	64 F. CARICASULO	ITA	GRT Yamaha Official WorldSSP Team	Yamaha YZF R6	2'01.734	0.418	0.000	19	159,101	273,4
5	111 K. SMITH	GBR	GEMAR Team Lorini	Honda CBR600RR	2'01.867	0.551	0.133	16	158,927	270,0
6	13 A. WEST	AUS	Kawasaki Puccetti Racing	Kawasaki ZX-6R	2'01.928	0.612	0.061	21	158,848	272,7
7	1 K. SOFUOGLU	TUR	Kawasaki Puccetti Racing	Kawasaki ZX-6R	2'01.963	0.647	0.035	20	158,802	270,0
8	65 M. CANDUCCI	ITA	3570 Puccetti Racing FMI	Kawasaki ZX-6R	2'02.029	0.713	0.066	22	158,716	274,1
9	66 N. TUULI	FIN	Kallio Racing	Yamaha YZF R6	2'02.338	1.022	0.309	18	158,315	268,7
10	11 C. GAMARINO	ITA	BARDAHL EVAN BROS. Honda Racing	Honda CBR600RR	2'02.408	1.092	0.070	18	158,225	271,4
11	99 P. JACOBSEN	USA	MV Agusta Reparto Corse	MV Agusta F3 675	2'02.486	1.170	0.078	19	158,124	272,7
12	32 S. MORAIS	RSA	Kallio Racing	Yamaha YZF R6	2'02.500	1.184	0.014	20	158,106	275,5
13	78 H. OKUBO	JPN	CIA Landlord Insurance Honda	Honda CBR600RR	2'02.511	1.195	0.011	20	158,092	271,4
14	4 G. REA	GBR	Team Kawasaki Go Eleven	Kawasaki ZX-6R	2'02.626	1.310	0.115	23	157,944	272,7
15	25 A. BALDOLINI	ITA	Race Department ATK#25	Yamaha YZF R6	2'02.748	1.432	0.122	18	157,787	275,5
16	71 C. BERGMAN	SWE	CIA Landlord Insurance Honda	Honda CBR600RR	2'02.948	1.632	0.200	18	157,530	268,0
17	35 S. HILL	GBR	Profile Racing	Triumph Daytona 675	2'03.328	2.012	0.380	22	157,045	266,7
18	87 L. ZANETTI	ITA	Team Factory Vamag	MV Agusta F3 675	2'03.425	2.109	0.097	19	156,921	266,7
19	63 Z. KHAIRUDDIN	MAS	Orelac Racing VerdNatura	Kawasaki ZX-6R	2'03.582	2.266	0.157	20	156,722	268,0
20	26 K. WATANABE	JPN	Team Kawasaki Go Eleven	Kawasaki ZX-6R	2'03.627	2.311	0.045	21	156,665	267,3
21	112 S. AL SULAITI	QAT	QMMF Racing	Kawasaki ZX-6R	2'03.806	2.490	0.179	18	156,438	268,7
22	10 N. CALERO	ESP	Orelac Racing VerdNatura	Kawasaki ZX-6R	2'04.068	2.752	0.262	18	156,108	263,4
23	195 M. AL NAIMI	QAT	QMMF Racing	Kawasaki ZX-6R	2'04.427	3.111	0.359	17	155,658	272,7
24	83 L. EPIS	AUS	Response RE Racing	Kawasaki ZX-6R	2'04.463	3.147	0.036	16	155,613	268,0
25	69 X. CARDELUS	AND	Race Department ATK#25	Yamaha YZF R6	2'05.220	3.904	0.757	18	154,672	269,3
26	48 G. SCARCELLA	AUS	GEMAR Team Lorini	Honda CBR600RR	2'05.909	4.593	0.689	17	153,825	262,8

Qualifying Lap Time (107% of 2'01.316): **2'09.809**

AIR	Humidity:	66%	Temp:	28°C
TRACK	Condition:	Dry	Temp:	28°C

Records	Pole (QP)	2015	K.Sofuoglu	2'00.989	160,080	Km/h
	Race (RC)	2014	J.Cluzel	2'01.999	158,760	Km/h
	Circuit (QP)	2015	K.Sofuoglu	2'00.989	160,080	Km/h

Start 02/11/2017 19:45
End 20:47

The results are provisional until the end of the time limit for protests and appeals and the completion of the technical checks.

These data/results cannot be reproduced, stored and/or transmitted in whole or in part by any manner of electronic, mechanical, photocopying, recording, broadcasting or otherwise now known or herein after developed without the previous express consent by the copyright owner, except for reproduction in daily press and regular printed publications on sale to the public within 60 days of the event related to those data/results and always provided that copyright symbol appears together as follows below.

© DORNA WSBK ORGANIZATION Srl 2017

Qatar Round, 2-3-4 November 2017

World Supersport - Results Free Practice 2nd Session

Losail International Circuit 5.380 m

2 / 2

Session Highlights

Local Time	No. Rider	Description
19.45.00		Start
19.45.27		WorldSSP Pit Intervention Time: 1min 11secs
19.57.38	26 K. WATANABE	Technical Problem - Turn 2
19.58.00	26 K. WATANABE	Re-joined
20.03.02	48 G. SCARCELLA	On the Gravel - Re-Joined - Turn 11
20.09.47	83 L. EPIS	On the Gravel - Re-Joined - Turn 1
20.12.02	195 M. AL NAIMI	On the Gravel - Re-Joined - Turn 1
20.20.40	111 K. SMITH	On the Gravel - Re-Joined - Turn 13
20.21.31	4 G. REA	On the Gravel - Re-Joined - Turn 2
20.32.13	71 C. BERGMAN	Crashed - Turn 16
20.32.47	71 C. BERGMAN	Re-joined
20.38.49	83 L. EPIS	Crashed - Turn 16
20.39.14	83 L. EPIS	Re-joined
20.39.35	10 N. CALERO	Crashed - Turn 6
20.40.46	10 N. CALERO	Re-joined
20.41.38	25 A. BALDOLINI	On the Gravel - Re-Joined - Turn 1
20.47.17		End Of Session

Fastest Laps Sequence

No. Rider	Nat	Team	Bike	Local Time	Time	Gap	Avg
71 C. BERGMAN	SWE	CIA Landlord Insurance Honda	Honda CBR600RR	19:49'28.004	2'06.046		153,658
26 K. WATANABE	JPN	Team Kawasaki Go Eleven	Kawasaki ZX-6R	19:49'28.090	2'06.024	-0.022	153,685
64 F. CARICASULO	ITA	GRT Yamaha Official WorldSSP Team	Yamaha YZF R6	19:49'35.049	2'04.829	-1.195	155,156
66 N. TUULI	FIN	Kallio Racing	Yamaha YZF R6	19:49'38.055	2'04.449	-0.380	155,630
32 S. MORAIS	RSA	Kallio Racing	Yamaha YZF R6	19:49'40.829	2'04.181	-0.268	155,966
99 P. JACOBSEN	USA	MV Agusta Reparto Corse	MV Agusta F3 675	19:49'46.609	2'03.900	-0.281	156,320
111 K. SMITH	GBR	GEMAR Team Lorini	Honda CBR600RR	19:50'28.809	2'03.895	-0.005	156,326
16 J. CLUZEL	FRA	CIA Landlord Insurance Honda	Honda CBR600RR	19:50'45.617	2'03.370	-0.525	156,991
4 G. REA	GBR	Team Kawasaki Go Eleven	Kawasaki ZX-6R	19:51'50.704	2'02.810	-0.560	157,707
1 K. SOFUOGLU	TUR	Kawasaki Puccetti Racing	Kawasaki ZX-6R	19:57'00.128	2'02.629	-0.181	157,940
1 K. SOFUOGLU	TUR	Kawasaki Puccetti Racing	Kawasaki ZX-6R	20:05'13.856	2'02.500	-0.129	158,106
144 L. MAHIAS	FRA	GRT Yamaha Official WorldSSP Team	Yamaha YZF R6	20:06'41.235	2'02.318	-0.182	158,341
144 L. MAHIAS	FRA	GRT Yamaha Official WorldSSP Team	Yamaha YZF R6	20:12'53.757	2'02.254	-0.064	158,424
111 K. SMITH	GBR	GEMAR Team Lorini	Honda CBR600RR	20:23'56.879	2'01.867	-0.387	158,927
64 F. CARICASULO	ITA	GRT Yamaha Official WorldSSP Team	Yamaha YZF R6	20:36'43.588	2'01.734	-0.133	159,101
81 L. STAPLEFORD	GBR	Profile Racing	Triumph Daytona 675	20:39'44.400	2'01.734		159,101
16 J. CLUZEL	FRA	CIA Landlord Insurance Honda	Honda CBR600RR	20:41'10.033	2'01.728	-0.006	159,109
144 L. MAHIAS	FRA	GRT Yamaha Official WorldSSP Team	Yamaha YZF R6	20:44'27.791	2'01.316	-0.412	159,649

Start 02/11/2017 19:45 End 20:47 The results are provisional until the end of the time limit for protests and appeals and the completion of the technical checks.

These data/results cannot be reproduced, stored and/or transmitted in whole or in part by any manner of electronic, mechanical, photocopying, recording, broadcasting or otherwise now known or herein after developed without the previous express consent by the copyright owner, except for reproduction in daily press and regular printed publications on sale to the public within 60 days of the event related to those data/results and always provided that copyright symbol appears together as follows below.

© DORNA WSBK ORGANIZATION Srl 2017

Qatar Round, 2-3-4 November 2017

World Supersport - Best Sector & Speed Free Practice 2nd Session

Losail International Circuit 5.380 m

BEST LAP		
1	144 L. MAHIAS	Yamaha YZF R6 2'01.316
2	16 J. CLUZEL	Honda CBR600RR 2'01.728
3	81 L. STAPLEFORD	Triumph Daytona 675 2'01.734
4	64 F. CARICASULO	Yamaha YZF R6 2'01.734
5	111 K. SMITH	Honda CBR600RR 2'01.867
6	13 A. WEST	Kawasaki ZX-6R 2'01.928
7	1 K. SOFUOGLU	Kawasaki ZX-6R 2'01.963
8	65 M. CANDUCCI	Kawasaki ZX-6R 2'02.029
9	66 N. TUULI	Yamaha YZF R6 2'02.338
10	11 C. GAMARINO	Honda CBR600RR 2'02.408
11	99 P. JACOBSEN	MV Agusta F3 675 2'02.486
12	32 S. MORAIS	Yamaha YZF R6 2'02.500
13	78 H. OKUBO	Honda CBR600RR 2'02.511
14	4 G. REA	Kawasaki ZX-6R 2'02.626
15	25 A. BALDOLINI	Yamaha YZF R6 2'02.748
16	71 C. BERGMAN	Honda CBR600RR 2'02.948
17	35 S. HILL	Triumph Daytona 675 2'03.328
18	87 L. ZANETTI	MV Agusta F3 675 2'03.425
19	63 Z. KHAIRUDDIN	Kawasaki ZX-6R 2'03.582
20	26 K. WATANABE	Kawasaki ZX-6R 2'03.627
21	112 S. AL SULAITI	Kawasaki ZX-6R 2'03.806
22	10 N. CALERO	Kawasaki ZX-6R 2'04.068
23	195 M. AL NAIMI	Kawasaki ZX-6R 2'04.427
24	83 L. EPIS	Kawasaki ZX-6R 2'04.463
25	69 X. CARDELUS	Yamaha YZF R6 2'05.220
26	48 G. SCARCELLA	Honda CBR600RR 2'05.909

SPEED		
1	25 A. BALDOLINI	Yamaha YZF R6 275,5
2	32 S. MORAIS	Yamaha YZF R6 275,5
3	16 J. CLUZEL	Honda CBR600RR 274,8
4	65 M. CANDUCCI	Kawasaki ZX-6R 274,1
5	64 F. CARICASULO	Yamaha YZF R6 273,4
6	99 P. JACOBSEN	MV Agusta F3 675 272,7
7	4 G. REA	Kawasaki ZX-6R 272,7
8	13 A. WEST	Kawasaki ZX-6R 272,7
9	195 M. AL NAIMI	Kawasaki ZX-6R 272,7
10	78 H. OKUBO	Honda CBR600RR 271,4
11	11 C. GAMARINO	Honda CBR600RR 271,4
12	1 K. SOFUOGLU	Kawasaki ZX-6R 270,0
13	111 K. SMITH	Honda CBR600RR 270,0
14	69 X. CARDELUS	Yamaha YZF R6 269,3
15	81 L. STAPLEFORD	Triumph Daytona 675 269,3
16	112 S. AL SULAITI	Kawasaki ZX-6R 268,7
17	66 N. TUULI	Yamaha YZF R6 268,7
18	144 L. MAHIAS	Yamaha YZF R6 268,7
19	63 Z. KHAIRUDDIN	Kawasaki ZX-6R 268,0
20	71 C. BERGMAN	Honda CBR600RR 268,0
21	83 L. EPIS	Kawasaki ZX-6R 268,0
22	26 K. WATANABE	Kawasaki ZX-6R 267,3
23	87 L. ZANETTI	MV Agusta F3 675 266,7
24	35 S. HILL	Triumph Daytona 675 266,7
25	10 N. CALERO	Kawasaki ZX-6R 263,4
26	48 G. SCARCELLA	Honda CBR600RR 262,8

SEG. 1	
1	64 F. CARICASULO 26.436
2	144 L. MAHIAS 26.480
3	16 J. CLUZEL 26.504
4	1 K. SOFUOGLU 26.511
5	13 A. WEST 26.599
6	111 K. SMITH 26.614
7	65 M. CANDUCCI 26.622
8	81 L. STAPLEFORD 26.731
9	4 G. REA 26.745
10	87 L. ZANETTI 26.753
11	66 N. TUULI 26.756
12	71 C. BERGMAN 26.765
13	99 P. JACOBSEN 26.770
14	32 S. MORAIS 26.775
15	25 A. BALDOLINI 26.796
16	78 H. OKUBO 26.842
17	26 K. WATANABE 26.848
18	11 C. GAMARINO 26.904
19	35 S. HILL 26.989
20	63 Z. KHAIRUDDIN 27.013
21	112 S. AL SULAITI 27.015
22	195 M. AL NAIMI 27.050
23	10 N. CALERO 27.152
24	83 L. EPIS 27.180
25	69 X. CARDELUS 27.372
26	48 G. SCARCELLA 27.497

SEG. 2	
1	81 L. STAPLEFORD 30.914
2	144 L. MAHIAS 30.999
3	64 F. CARICASULO 31.060
4	1 K. SOFUOGLU 31.060
5	13 A. WEST 31.131
6	66 N. TUULI 31.172
7	111 K. SMITH 31.177
8	4 G. REA 31.179
9	65 M. CANDUCCI 31.182
10	32 S. MORAIS 31.202
11	11 C. GAMARINO 31.212
12	78 H. OKUBO 31.296
13	16 J. CLUZEL 31.301
14	35 S. HILL 31.326
15	99 P. JACOBSEN 31.350
16	71 C. BERGMAN 31.351
17	25 A. BALDOLINI 31.423
18	10 N. CALERO 31.453
19	26 K. WATANABE 31.508
20	83 L. EPIS 31.555
21	87 L. ZANETTI 31.571
22	112 S. AL SULAITI 31.616
23	63 Z. KHAIRUDDIN 31.620
24	195 M. AL NAIMI 31.827
25	69 X. CARDELUS 31.950
26	48 G. SCARCELLA 32.138

SEG. 3	
1	144 L. MAHIAS 29.591
2	111 K. SMITH 29.707
3	16 J. CLUZEL 29.718
4	11 C. GAMARINO 29.720
5	13 A. WEST 29.756
6	1 K. SOFUOGLU 29.783
7	81 L. STAPLEFORD 29.804
8	66 N. TUULI 29.806
9	99 P. JACOBSEN 29.817
10	32 S. MORAIS 29.861
11	65 M. CANDUCCI 29.869
12	4 G. REA 29.904
13	71 C. BERGMAN 29.910
14	64 F. CARICASULO 29.915
15	78 H. OKUBO 29.917
16	25 A. BALDOLINI 30.002
17	87 L. ZANETTI 30.074
18	35 S. HILL 30.159
19	26 K. WATANABE 30.202
20	10 N. CALERO 30.245
21	63 Z. KHAIRUDDIN 30.246
22	112 S. AL SULAITI 30.272
23	83 L. EPIS 30.331
24	195 M. AL NAIMI 30.430
25	69 X. CARDELUS 30.677
26	48 G. SCARCELLA 30.848

SEG. 4	
1	111 K. SMITH 34.181
2	65 M. CANDUCCI 34.191
3	16 J. CLUZEL 34.205
4	144 L. MAHIAS 34.246
5	81 L. STAPLEFORD 34.285
6	64 F. CARICASULO 34.323
7	1 K. SOFUOGLU 34.355
8	13 A. WEST 34.375
9	78 H. OKUBO 34.456
10	99 P. JACOBSEN 34.483
11	66 N. TUULI 34.506
12	4 G. REA 34.513
13	11 C. GAMARINO 34.513
14	32 S. MORAIS 34.527
15	25 A. BALDOLINI 34.527
16	71 C. BERGMAN 34.597
17	63 Z. KHAIRUDDIN 34.614
18	35 S. HILL 34.723
19	87 L. ZANETTI 34.726
20	26 K. WATANABE 34.810
21	112 S. AL SULAITI 34.820
22	195 M. AL NAIMI 34.946
23	10 N. CALERO 35.036
24	69 X. CARDELUS 35.053
25	83 L. EPIS 35.075
26	48 G. SCARCELLA 35.166

02/11/2017

These data/results cannot be reproduced, stored and/or transmitted in whole or in part by any manner of electronic, mechanical, photocopying, recording, broadcasting or otherwise now known or herein after developed without the previous express consent by the copyright owner, except for reproduction in daily press and regular printed publications on sale to the public within 60 days of the event related to those data/results and always provided that copyright symbol appears together as follows below.

© DORNA WSBK ORGANIZATION Srl 2017

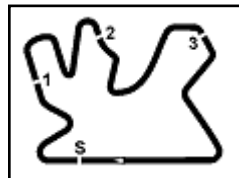
FICR PERUGIA TIMING



Official Tyre Supplier



Official Timekeeper



Qatar Round, 2-3-4 November 2017

World Supersport - Ideal Times Free Practice 2nd Session

Losail International Circuit 5.380 m

Rider No.	Nat	Bike	Seg. 1 Diff. 1	Seg. 2 Diff. 2	Seg. 3 Diff. 3	Seg. 4 Diff. 4	Ideal Time		
							Best Lap	Pos.	Diff.
1 144 L. MAHIAS	FRA	Yamaha YZF R6	26.480	30.999	29.591	34.246	2'01.316	1	
2 111 K. SMITH	GBR	Honda CBR600RR	26.614 0.108	31.177	29.707 0.080	34.181	2'01.679	5	0.188
3 1 K. SOFUOGLU	TUR	Kawasaki ZX-6R	26.511 0.106	31.060	29.783	34.355 0.148	2'01.709	7	0.254
4 16 J. CLUZEL	FRA	Honda CBR600RR	26.504	31.301	29.718	34.205	2'01.728	2	
5 64 F. CARICASULO	ITA	Yamaha YZF R6	26.436	31.060	29.915	34.323	2'01.734	4	
6 81 L. STAPLEFORD	GBR	Triumph Daytona 675	26.731	30.914	29.804	34.285	2'01.734	3	
7 13 A. WEST	AUS	Kawasaki ZX-6R	26.599 0.067	31.131	29.756	34.375	2'01.861	6	0.067
8 65 M. CANDUCCI	ITA	Kawasaki ZX-6R	26.622	31.182 0.165	29.869	34.191	2'01.864	8	0.165
9 66 N. TUULI	FIN	Yamaha YZF R6	26.756 0.047	31.172	29.806 0.051	34.506	2'02.240	9	0.098
10 4 G. REA	GBR	Kawasaki ZX-6R	26.745 0.045	31.179	29.904 0.018	34.513 0.222	2'02.341	14	0.285
11 11 C. GAMARINO	ITA	Honda CBR600RR	26.904 0.046	31.212	29.720	34.513 0.013	2'02.349	10	0.059
12 32 S. MORAIS	RSA	Yamaha YZF R6	26.775 0.064	31.202 0.018	29.861	34.527 0.053	2'02.365	12	0.135
13 99 P. JACOBSEN	USA	MV Agusta F3 675	26.770	31.350 0.002	29.817 0.062	34.483 0.002	2'02.420	11	0.066
14 78 H. OKUBO	JPN	Honda CBR600RR	26.842	31.296	29.917	34.456	2'02.511	13	
15 71 C. BERGMAN	SWE	Honda CBR600RR	26.765 0.119	31.351 0.148	29.910	34.597 0.058	2'02.623	16	0.325
16 25 A. BALDOLINI	ITA	Yamaha YZF R6	26.796	31.423	30.002	34.527	2'02.748	15	
17 87 L. ZANETTI	ITA	MV Agusta F3 675	26.753 0.172	31.571 0.099	30.074 0.011	34.726 0.019	2'03.124	18	0.301
18 35 S. HILL	GBR	Triumph Daytona 675	26.989 0.123	31.326	30.159 0.008	34.723	2'03.197	17	0.131
19 26 K. WATANABE	JPN	Kawasaki ZX-6R	26.848	31.508 0.030	30.202 0.229	34.810	2'03.368	20	0.259
20 63 Z. KHAIRUDDIN	MAS	Kawasaki ZX-6R	27.013 0.084	31.620 0.005	30.246	34.614	2'03.493	19	0.089
21 112 S. AL SULAITI	QAT	Kawasaki ZX-6R	27.015 0.083	31.616	30.272	34.820	2'03.723	21	0.083
22 10 N. CALERO	ESP	Kawasaki ZX-6R	27.152	31.453 0.102	30.245	35.036 0.080	2'03.886	22	0.182
23 83 L. EPIS	AUS	Kawasaki ZX-6R	27.180 0.224	31.555	30.331 0.098	35.075	2'04.141	24	0.322
24 195 M. AL NAIMI	QAT	Kawasaki ZX-6R	27.050 0.071	31.827	30.430 0.044	34.946 0.059	2'04.253	23	0.174
25 69 X. CARDELUS	AND	Yamaha YZF R6	27.372 0.071	31.950	30.677	35.053 0.097	2'05.052	25	0.168
26 48 G. SCARCELLA	AUS	Honda CBR600RR	27.497 0.048	32.138 0.113	30.848 0.099	35.166	2'05.649	26	0.260
Overall Ideal Time			26.436	30.914	29.591	34.181	2'01.122		

02/11/2017

These data/results cannot be reproduced, stored and/or transmitted in whole or in part by any manner of electronic, mechanical, photocopying, recording, broadcasting or otherwise now known or herein after developed without the previous express consent by the copyright owner, except for reproduction in daily press and regular printed publications on sale to the public within 60 days of the event related to those data/results and always provided that copyright symbol appears together as follows below.

© DORNA WSBK ORGANIZATION Srl 2017

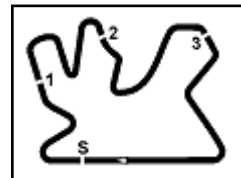
PIRELLI PERUGIA TIMING



Official Tyre Supplier



Official Timekeeper



Qatar Round, 2-3-4 November 2017

World Supersport - Chronological Analysis Free Practice 2nd Session

Losail International Circuit 5.380 m

1 / 5

1° 144 L. MAHIAS (2'01.316)

Lap	Seg.1	Seg.2	Seg.3	Seg.4	Lap Time	km/h	Local Time
1	32.028	32.723	30.603	34.994	2'10.348P	135,7	19:47'10.651
2	27.279	31.523	30.098	34.744	2'03.644	266,0	19:49'20.999
3	27.036	31.532	30.278	34.757	2'03.603	266,0	19:53'28.246
4	29.697	33.332	31.701	7'24.562	8'59.292P	265,4	20:02'27.538
5	33.984	31.887	30.462	35.046	2'11.379P	103,9	20:04'38.917
6	26.733	31.300	29.888	34.397	2'02.318	266,0	20:06'41.235
7	26.853	31.313	29.923	34.519	2'02.608	266,7	20:08'43.843
8	30.853	31.865	30.298	34.644	2'07.660	268,0	20:10'51.503
9	26.861	31.219	29.829	34.345	2'02.254	266,0	20:12'53.757
10	29.954	33.885	30.826	12'59.549	14'34.214P	267,3	20:27'27.971
11	33.828	33.950	30.372	34.650	2'12.800P	105,2	20:29'40.771
12	26.822	31.242	30.068	34.597	2'02.729	265,4	20:31'43.500
13	26.907	31.573	30.275	35.194	2'03.949	266,7	20:33'47.449
14	30.107	34.268	31.572	4'51.255	6'27.202P	264,7	20:40'14.651
15	34.927	32.076	30.228	34.593	2'11.824P	123,3	20:42'26.475
16	26.480	30.999	29.591	34.246	2'01.316	268,0	20:44'27.791
17	26.703	31.104	29.814	34.330	2'01.951	268,7	20:46'29.742

17	26.815	31.572	30.198	34.427	2'03.012	273,4	20:38'46.600
18	26.652	31.238	30.015	34.598	2'02.503	270,0	20:40'49.103
19	26.738	31.171	30.279	34.414	2'02.602	268,7	20:42'51.705

4° 81 L. STAPLEFORD (2'01.734)

Lap	Seg.1	Seg.2	Seg.3	Seg.4	Lap Time	km/h	Local Time
1	32.531	32.831	30.649	34.930	2'10.941P	150,6	19:47'40.218
2	27.568	31.654	30.367	35.961	2'05.550	269,3	19:49'45.768
3	27.297	32.216	30.399	34.764	2'04.676	268,0	19:51'50.444
4	27.165	31.608	30.014	34.625	2'03.412	265,4	19:53'53.856
5	28.196	34.089	33.006	5'07.871	6'43.162P	260,9	20:00'37.018
6	37.987	32.750	30.611	34.729	2'16.077P	91,8	20:02'53.095
7	27.127	31.107	29.996	34.522	2'02.752	262,8	20:04'55.847
8	26.883	31.575	30.117	34.368	2'02.943	264,1	20:06'58.790
9	26.881	31.141	29.982	34.383	2'02.387	264,7	20:09'01.177
10	27.077	31.378	30.030	34.697	2'03.182	264,1	20:11'04.359
11	26.955	31.338	30.110	34.628	2'03.031	264,7	20:13'07.390
12	27.009	31.224	29.899	34.433	2'02.565	264,7	20:15'09.955
13	26.916	31.435	30.108	34.790	2'03.249	265,4	20:17'13.204
14	27.051	31.395	30.207	34.644	2'03.297	264,1	20:19'16.501
15	27.067	31.495	30.230	34.595	2'03.387	263,4	20:21'19.888
16	27.022	31.400	30.196	34.576	2'03.194	264,1	20:23'23.082
17	30.394	34.843	32.737	10'25.126	12'03.100P	263,4	20:35'26.182
18	38.779	32.082	30.664	34.959	2'16.484P	91,8	20:37'42.666
19	26.731	30.914	29.804	34.285	2'01.734	264,1	20:39'44.400

2° 16 J. CLUZEL (2'01.728)

Lap	Seg.1	Seg.2	Seg.3	Seg.4	Lap Time	km/h	Local Time
1	32.497	33.339	31.271	35.267	2'12.374P	159,1	19:48'42.247
2	27.029	31.595	30.087	34.659	2'03.370	266,0	19:50'45.617
3	26.925	31.548	30.153	34.919	2'03.545	266,7	19:52'49.162
4	27.010	31.576	30.055	34.701	2'03.342	266,0	19:54'52.504
5	26.916	31.644	30.247	34.754	2'03.561	266,7	19:56'56.065
6	28.127	32.386	31.124	36.075	2'07.712	266,7	19:59'03.777
7	27.127	31.494	30.156	34.578	2'03.355	268,7	20:01'07.132
8	26.812	33.690	30.297	34.738	2'05.537	267,3	20:03'12.669
9	26.844	31.504	30.144	34.386	2'02.878	269,3	20:05'15.547
10	26.804	31.504	30.287	34.372	2'02.967	274,8	20:07'18.514
11	26.698	31.659	29.934	34.426	2'02.717	274,1	20:09'21.231
12	26.876	32.721	30.380	11'39.188	13'09.165P	272,0	20:22'30.396
13	32.234	33.396	30.890	35.793	2'12.313P	151,7	20:24'42.709
14	26.988	31.525	30.226	34.750	2'03.489	264,7	20:26'46.198
15	26.876	31.507	30.167	34.630	2'03.180	265,4	20:28'49.378
16	26.846	31.486	30.230	34.603	2'03.165	266,0	20:30'52.543
17	26.834	31.947	30.746	4'32.439	6'01.966P	266,0	20:36'54.509
18	37.173	32.164	29.999	34.460	2'13.796P	74,8	20:39'08.305
19	26.504	31.301	29.718	34.205	2'01.728	270,7	20:41'10.033
20	26.568	31.356	29.845	34.327	2'02.096	273,4	20:43'12.129

5° 111 K. SMITH (2'01.867)

Lap	Seg.1	Seg.2	Seg.3	Seg.4	Lap Time	km/h	Local Time
1	34.134	33.487	31.026	35.410	2'14.057P	130,1	19:48'10.857
2	27.156	31.840	30.151	34.748	2'03.895	268,0	19:50'28.809
3	26.871	31.521	30.282	35.236	2'03.910	270,0	19:52'32.719
4	26.962	31.757	30.168	34.487	2'03.374	267,3	19:54'36.093
5	27.296	31.755	30.066	34.484	2'03.601	269,3	19:56'39.694
6	26.992	31.792	30.530	35.147	2'04.461	268,0	19:58'44.155
7	26.915	35.712	30.849	19'27.201	21'00.677P	267,3	20:19'44.832
8	32.906	32.372	30.276	34.626	2'10.180P	134,5	20:21'55.012
9	26.722	31.177	29.787	34.181	2'01.867	267,3	20:23'56.879
10	26.698	31.383	29.768	34.324	2'02.173	269,3	20:25'59.052
11	26.614	31.763	30.008	8'52.550	10'20.935P	267,3	20:36'19.987
12	33.926	32.929	30.538	34.643	2'12.036P	121,3	20:38'32.023
13	26.728	31.322	29.815	34.434	2'02.299	264,1	20:40'34.322
14	26.908	31.331	29.797	34.254	2'02.290	267,3	20:42'36.612
15	26.804	31.331	29.707	34.337	2'02.179	267,3	20:44'38.791
16	26.823	31.394	29.967	34.321	2'02.505	266,0	20:46'41.296

3° 64 F. CARICASULO (2'01.734)

Lap	Seg.1	Seg.2	Seg.3	Seg.4	Lap Time	km/h	Local Time
1	33.633	32.633	31.494	35.506	2'13.266P	117,9	19:47'30.220
2	27.172	31.942	30.905	34.810	2'04.829	266,0	19:49'35.049
3	27.092	31.700	30.670	34.854	2'04.316	267,3	19:51'39.365
4	27.034	31.817	30.174	34.890	2'03.915	267,3	19:53'43.280
5	26.947	31.695	30.701	8'58.593	10'27.936P	265,4	20:04'11.216
6	41.993	31.966	30.426	34.714	2'19.099P	88,5	20:06'30.315
7	26.890	31.543	30.209	34.712	2'03.354	266,7	20:08'33.669
8	26.864	31.790	30.236	34.735	2'03.625	268,0	20:10'37.294
9	27.129	31.563	30.237	34.557	2'03.486	266,0	20:12'40.780
10	26.811	31.474	30.226	34.388	2'02.899	266,7	20:14'43.679
11	26.727	31.508	30.443	34.636	2'03.314	267,3	20:16'46.993
12	27.142	31.617	30.622	34.557	2'03.938	268,0	20:18'50.931
13	26.806	31.475	30.413	34.796	2'03.490	268,7	20:20'54.421
14	27.613	38.609	32.148	9'58.996	11'37.366P	273,4	20:32'31.787
15	33.706	31.659	30.187	34.515	2'10.067P	113,2	20:34'41.854
16	26.436	31.060	29.915	34.323	2'01.734	266,7	20:36'43.588

6° 13 A. WEST (2'01.928)

Lap	Seg.1	Seg.2	Seg.3	Seg.4	Lap Time	km/h	Local Time
1	33.024	33.170	31.280	36.461	2'13.935P	150,8	19:47'47.997
2	27.520	31.836	30.854	35.186	2'05.396	264,1	19:49'53.393
3	27.101	31.776	30.320	34.982	2'04.179	266,7	19:51'57.572
4	27.008	31.575	30.269	35.059	2'03.911	266,7	19:54'01.483
5	27.046	31.638	30.307	34.839	2'03.830	267,3	19:56'05.313
6	27.091	31.491	30.347	34.755	2'03.684	266,0	19:58'08.997
7	26.975	31.488	30.442	34.917	2'03.822	267,3	20:00'12.819
8	29.073	32.778	31.592	9'06.042	10'39.485P	264,7	20:10'52.304
9	33.103	33.823	32.540	36.824	2'16.290P	152,8	20:13'08.594
10	26.922	31.299	30.177	34.787	2'03.185	264,7	20:15'11.779
11	26.854	31.280	30.049	34.558	2'02.741	266,7	20:17'14.520
12	27.912	33.500	30.863	35.621	2'07.896	271,4	20:19'22.416
13	26.766	31.313	30.151	34.481	2'02.711	265,4	20:21'25.127
14	29.436	33.679	32.618	35.618	2'11.351	272,0	20:23'36.478

02/11/2017

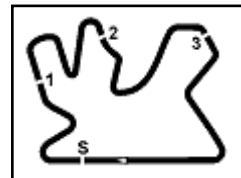
P = Pits In/Out - C = Lap-Time Cancelled

These data/results cannot be reproduced, stored and/or transmitted in whole or in part by any manner of electronic, mechanical, photocopying, recording, broadcasting or otherwise now known or herein after developed without the previous express consent by the copyright owner, except for reproduction in daily press and regular printed publications on sale to the public within 60 days of the event related to those data/results and always provided that copyright symbol appears together as follows below.

© DORNA WSBK ORGANIZATION Srl 2017

FICR PERUGIA TIMING





Qatar Round, 2-3-4 November 2017

World Supersport - Chronological Analysis Free Practice 2nd Session

Losail International Circuit 5.380 m

2 / 5

15	28.433	31.615	30.443	7'35.929	9'06.420P	269,3	20:32'42.898	4	26.999	31.768	30.259	1'58.085	3'27.111P	266,7	19:55'08.994
16	34.616	35.900	33.348	40.799	2'24.663P	154,3	20:35'07.561	5	34.503	32.208	30.548	34.873	2'12.132P	116,5	19:57'21.126
17	26.922	31.255	30.126	44.355	2'12.658	262,1	20:37'20.219	6	27.162	31.722	30.217	34.945	2'04.046	264,1	20:59'25.172
18	26.666	31.131	29.756	34.375	2'01.928	267,3	20:39'22.147	7	26.930	31.513	30.128	34.656	2'03.227	264,1	20:01'28.399
19	27.971	32.136	30.211	34.620	2'04.938	272,7	20:41'27.085	8	27.076	31.555	30.148	34.797	2'03.576	264,7	20:03'31.975
20	26.708	31.151	30.214	40.051	2'08.124	266,7	20:43'35.209	9	28.719	33.169	31.062	10'38.983	12'11.933P	264,1	20:15'43.908
21	26.599	31.335	30.299	34.389	2'02.622	271,4	20:45'37.831	10	33.038	32.091	30.521	34.796	2'10.446P	131,7	20:17'54.354

7° 1 K. SOFUOGLU (2'01.963)

Lap	Seg.1	Seg.2	Seg.3	Seg.4	Lap Time	km/h	Local Time
19:46'37.290							
1	32.562	32.476	30.672	34.885	2'10.595P	145,2	19:48'47.885
2	26.923	31.459	30.284	34.736	2'03.402	267,3	19:50'51.287
3	26.751	31.761	30.114	34.668	2'03.294	268,0	19:52'54.581
4	26.768	31.444	30.217	34.489	2'02.918	268,0	19:54'57.499
5	26.697	31.302	30.214	34.416	2'02.629	268,0	19:57'00.128
6	26.644	31.484	29.984	34.805	2'02.917	268,0	19:59'03.045
7	26.948	31.539	30.049	37.008	2'05.544	269,3	20:01'08.589
8	26.585	31.549	30.114	34.519	2'02.767	268,7	20:03'11.356
9	26.635	31.308	30.102	34.455	2'02.500	268,7	20:05'13.856
10	26.582	31.379	30.019	34.713	2'02.693	270,0	20:07'16.549
11	26.733	31.420	29.992	34.465	2'02.610	270,0	20:09'19.159
12	27.837	37.262	30.878	10'26.945	12'02.922P	267,3	20:21'22.081
13	34.469	32.761	31.116	35.709	2'14.055P	120,7	20:23'36.136
14	28.125	31.735	30.440	34.559	2'04.859	266,7	20:25'40.995
15	27.024	31.647	30.118	34.934	2'03.723	267,3	20:27'44.718
16	28.328	34.340	30.293	5'38.128	7'11.089P	267,3	20:34'55.807
17	31.954	32.012	31.046	34.694	2'09.706P	142,5	20:37'05.513
18	26.617	31.060	29.783	34.503	2'01.963	268,0	20:39'07.476
19	26.641	31.295	29.803	34.373	2'02.112	269,3	20:41'09.588
20	26.511	31.130	30.000	34.355	2'01.996	270,0	20:43'11.584

10° 11 C. GAMARINO (2'02.408)

Lap	Seg.1	Seg.2	Seg.3	Seg.4	Lap Time	km/h	Local Time
19:45'28.238							
1	34.040	33.506	30.984	35.302	2'13.832P	143,4	19:47'42.070
2	27.402	31.930	30.305	34.864	2'04.501	265,4	19:49'46.571
3	28.858	31.833	30.220	35.035	2'05.946	269,3	19:51'52.517
4	27.156	31.514	30.218	34.844	2'03.732	269,3	19:53'56.249
5	27.220	31.853	30.768	35.322	2'05.163	267,3	19:56'01.412
6	27.358	31.798	30.213	35.055	2'04.424	261,5	19:58'05.836
7	31.132	33.844	31.226	10'48.318	12'24.520P	263,4	20:10'30.356
8	32.768	33.059	30.222	34.691	2'10.740P	153,0	20:12'41.096
9	26.998	31.275	30.008	34.513	2'02.794	266,7	20:14'43.890
10	26.904	31.373	30.276	34.594	2'03.147	270,0	20:16'47.037
11	27.357	31.625	30.489	34.911	2'04.382	265,4	20:18'51.419
12	26.929	31.369	30.177	34.884	2'03.359	268,0	20:20'54.778
13	27.597	33.924	33.380	12'33.812	14'08.713P	270,0	20:25'03.491
14	36.481	32.939	31.849	34.755	2'16.024P	165,6	20:37'19.515
15	26.950	31.212	29.720	34.526	2'02.408	265,4	20:39'21.923
16	27.690	31.379	30.067	34.684	2'03.820	271,4	20:41'25.743
17	26.904	31.598	30.669	38.216	2'07.387	267,3	20:43'33.130
18	26.964	31.585	30.285	34.984	2'03.818	266,0	20:45'36.948

8° 65 M. CANDUCCI (2'02.029)

Lap	Seg.1	Seg.2	Seg.3	Seg.4	Lap Time	km/h	Local Time
19:45'34.424							
1	32.757	33.310	31.357	35.699	2'13.123P	153,0	19:47'47.547
2	27.610	31.895	30.992	34.975	2'05.472	264,7	19:49'53.019
3	27.254	32.384	30.425	35.071	2'05.134	266,0	19:51'58.153
4	26.986	31.742	30.543	34.741	2'04.012	270,7	19:54'02.165
5	27.080	31.668	30.426	34.869	2'04.043	269,3	19:56'06.208
6	27.089	31.567	30.261	34.835	2'03.752	268,0	19:58'09.960
7	27.148	31.916	30.214	34.767	2'04.045	268,0	20:00'14.005
8	27.188	31.740	30.401	35.098	2'04.427	267,3	20:02'18.432
9	27.377	32.737	30.926	6'25.599	7'56.639P	264,1	20:10'15.071
10	32.732	34.313	32.520	36.233	2'15.798P	142,9	20:12'30.869
11	26.845	31.371	30.161	34.554	2'02.931	265,4	20:14'33.800
12	26.953	31.363	30.059	34.522	2'02.897	264,7	20:16'36.697
13	26.817	31.281	29.906	34.748	2'02.752	264,7	20:18'39.449
14	26.944	31.580	30.072	34.547	2'03.143	266,0	20:20'42.592
15	30.229	31.885	30.835	9'40.268	11'13.217P	266,0	20:31'55.809
16	35.082	36.660	30.926	34.571	2'17.239P	118,7	20:34'13.048
17	26.622	31.347	29.869	34.191	2'02.029	269,3	20:36'15.077
18	26.797	31.182	29.982	34.614	2'02.575	274,1	20:38'17.652
19	26.797	31.263	30.285	34.648	2'02.993	265,4	20:40'20.645
20	26.860	31.416	30.308	34.629	2'03.213	265,4	20:42'23.858
21	26.840	33.564	30.083	34.636	2'05.123	265,4	20:44'28.981
22	26.834	31.206	30.052	34.415	2'02.507	268,0	20:46'31.488

9° 66 N. TUULI (2'02.338)

Lap	Seg.1	Seg.2	Seg.3	Seg.4	Lap Time	km/h	Local Time
19:45'20.071							
1	33.341	32.908	30.638	36.648	2'13.535P	145,7	19:47'33.606
2	27.231	31.790	30.527	34.901	2'04.449	267,3	19:49'38.055
3	27.063	31.719	30.190	34.856	2'03.828	266,0	19:51'41.883

11° 99 P. JACOBSEN (2'02.486)

Lap	Seg.1	Seg.2	Seg.3	Seg.4	Lap Time	km/h	Local Time
19:45'29.106							
1	33.394	34.299	30.789	35.121	2'13.603P	145,4	19:47'42.709
2	27.050	31.986	30.095	34.769	2'03.900	266,7	19:49'46.609
3	27.242	31.753	30.308	34.554	2'03.857	272,7	19:51'50.466
4	26.857	31.685	30.022	34.836	2'03.400	268,7	19:53'53.866
5	27.096	34.168	30.832	10'22.039	11'54.135P	264,1	20:05'48.001
6	34.368	32.222	30.763	34.982	2'12.335P	103,4	20:08'00.336
7	27.108	31.796	30.249	6'08.680	7'37.833P	265,4	20:15'38.169
8	33.192	32.635	30.701	34.850	2'11.378P	119,3	20:17'49.547
9	26.844	31.350	29.817	34.483	2'02.494	263,4	20:19'52.041
10	26.783	31.661	30.099	35.032	2'03.575	264,7	20:21'55.616
11	26.869	31.534	29.861	34.565	2'02.829	266,7	20:23'58.445
12	26.885	32.102	30.742	6'27.290	7'57.019P	266,7	20:31'55.464
13	35.109	36.686	30.408	34.761	2'16.964P	103,2	20:34'12.428
14	26.770	31.352	29.879	34.485	2'02.486	263,4	20:36'14.914
15	30.480	32.968	32.536	35.041	2'11.025	264,1	20:38'25.939
16	26.834	31.592	30.121	34.836	2'03.383	264,1	20:40'29.322
17	26.802	31.504	29.824	34.684	2'02.814	264,7	20:42'32.136
18	26.845	31.532	29.834	34.961	2'03.172	265,4	20:44'35.308
19	28.325	34.322	30.481	35.049	2'08.177	264,7	20:46'43.485

12° 32 S. MORAIS (2'02.500)

Lap	Seg.1	Seg.2	Seg.3	Seg.4	Lap Time	km/h	Local Time
19:45'25.764							

02/11/2017

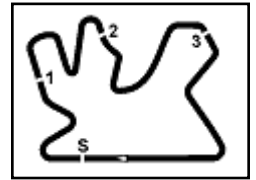
P = Pits In/Out - C = Lap-Time Cancelled

These data/results cannot be reproduced, stored and/or transmitted in whole or in part by any manner of electronic, mechanical, photocopying, recording, broadcasting or otherwise now known or herein after developed without the previous express consent by the copyright owner, except for reproduction in daily press and regular printed publications on sale to the public within 60 days of the event related to those data/results and always provided that copyright symbol appears together as follows below.

© DORNA WSBK ORGANIZATION Srl 2017

FICR PERUGIA TIMING





Qatar Round, 2-3-4 November 2017

World Supersport - Chronological Analysis Free Practice 2nd Session

Losail International Circuit 5.380 m

3 / 5

1	32.457	32.552	30.729	35.146	2'10.884P	138,1	19:47'36.648	17	27.135	34.853	30.807	5'20.360	6'53.155P	269,3	20:34'14.795
2	27.570	31.642	30.122	34.847	2'04.181	269,3	19:49'40.829	18	38.527	33.761	30.261	35.116	2'17.665P	145,9	20:36'32.460
3	27.022	31.749	30.272	34.735	2'03.778	271,4	19:51'44.607	19	26.913	31.291	30.067	34.672	2'02.943	257,8	20:38'35.403
4	26.881	31.572	30.321	34.780	2'03.554	270,0	19:53'48.161	20	26.790	31.179	29.922	34.735	2'02.626	260,9	20:40'38.029
5	27.069	31.628	30.329	34.874	2'03.900	268,0	19:55'52.061	21	26.765	31.490	29.904	34.603	2'02.762	263,4	20:42'40.791
6	27.642	32.041	30.597	5'30.677	7'00.957P	264,7	20:02'53.018	22	26.853	31.222	29.961	34.686	2'02.722	263,4	20:44'43.513
7	38.267	34.046	30.789	35.725	2'18.827P	102,8	20:05'11.845	23	26.947	31.251	30.026	34.563	2'02.787	262,1	20:46'46.300
8	27.086	31.519	34.321	34.752	2'07.678	269,3	20:07'19.523								
9	26.904	31.497	30.019	34.527	2'02.947	272,7	20:09'22.470								
10	26.858	31.777	30.374	34.984	2'03.993	275,5	20:11'26.463								

15° 25 A. BALDOLINI (2'02.748)

Lap	Seg.1	Seg.2	Seg.3	Seg.4	Lap Time	km/h	Local Time
							19:45'41.789
1	33.722	35.737	32.476	40.601	2'22.536P	152,1	19:48'04.325
2	29.958	33.985	30.981	35.207	2'10.131	267,3	19:50'14.456
3	27.428	32.281	31.298	35.244	2'06.251	272,0	19:52'20.707
4	27.689	32.240	30.906	35.081	2'05.916	268,7	19:54'26.623
5	27.640	32.262	30.931	35.159	2'05.992	268,0	19:56'32.615
6	27.586	32.253	30.892	35.256	2'05.987	267,3	19:58'38.602
7	29.026	33.009	31.484	12'31.189	14'04.708P	268,0	20:12'43.310
8	36.255	35.810	36.657	38.181	2'26.903P	145,7	20:15'10.213
9	27.267	31.665	30.400	34.750	2'04.082	271,4	20:17'14.295
10	28.152	31.971	30.462	35.158	2'05.743	270,0	20:19'20.038
11	27.378	31.758	30.788	34.953	2'04.877	268,0	20:21'24.915
12	29.278	33.522	31.257	37.600	2'11.657	269,3	20:23'36.572
13	28.471	31.973	30.407	9'48.063	11'18.914P	270,7	20:34'55.486
14	32.841	32.026	30.781	34.820	2'10.468P	131,2	20:37'05.954
15	26.796	31.423	30.002	34.527	2'02.748	271,4	20:39'08.702
16	26.969	31.511	30.172	34.757	2'03.409	273,4	20:41'12.111
17	34.404	38.691	30.489	39.657	2'23.241	271,4	20:43'35.352
18	26.948	31.647	30.238	34.678	2'03.511	275,5	20:45'38.863

13° 78 H. OKUBO (2'02.511)

Lap	Seg.1	Seg.2	Seg.3	Seg.4	Lap Time	km/h	Local Time
							19:45'22.457
1	33.712	32.718	30.968	35.324	2'12.722P	136,9	19:47'35.179
2	27.419	31.994	30.411	35.130	2'04.954	264,1	19:49'40.133
3	27.254	31.883	30.799	34.899	2'04.835	262,8	19:51'44.968
4	27.129	31.701	30.507	34.804	2'04.141	267,3	19:53'49.109
5	33.260	32.490	30.950	5'27.926	7'04.626P	263,4	20:00'53.735
6	36.420	32.483	30.858	35.433	2'15.194P	142,5	20:03'08.929
7	27.597	32.246	30.800	34.836	2'05.479	260,9	20:05'14.408
8	27.213	32.116	30.607	35.215	2'05.151	267,3	20:07'19.559
9	31.273	35.174	31.458	3'34.063	5'11.968P	265,4	20:12'31.527
10	33.102	33.389	32.272	34.940	2'13.703P	146,7	20:14'45.230
11	27.145	31.389	30.150	34.600	2'03.284	262,8	20:16'48.514
12	26.878	31.398	30.177	34.628	2'03.081	264,1	20:18'51.595
13	27.102	31.460	30.178	34.695	2'03.435	271,4	20:20'55.030
14	27.503	32.005	30.909	12'03.864	13'34.281P	270,0	20:34'29.311
15	33.377	32.570	30.456	34.981	2'11.384P	139,0	20:36'40.695
16	27.016	31.335	30.103	34.861	2'03.315	262,1	20:38'44.010
17	26.959	33.952	30.146	34.725	2'05.782	262,8	20:40'49.792
18	26.842	31.296	29.917	34.456	2'02.511	264,7	20:42'52.303
19	27.181	32.099	31.721	35.403	2'06.404	267,3	20:44'58.707
20	27.053	31.701	30.311	34.895	2'03.960	266,0	20:47'02.667

16° 71 C. BERGMAN (2'02.948)

Lap	Seg.1	Seg.2	Seg.3	Seg.4	Lap Time	km/h	Local Time
							19:45'07.378
1	33.316	33.739	31.599	35.926	2'14.580P	152,1	19:47'21.958
2	27.691	32.238	30.676	35.441	2'06.046	262,1	19:49'28.004
3	27.366	32.157	30.743	35.309	2'05.575	263,4	19:51'33.579
4	28.369	33.022	31.286	37.467	2'10.144	261,5	19:53'43.723
5	27.251	32.303	30.680	7'42.873	9'13.107P	264,7	20:02'56.830
6	36.855	34.439	32.139	34.871	2'18.304P	122,6	20:05'15.134
7	26.765	31.566	29.943	34.734	2'03.008	268,0	20:07'18.142
8	27.005	31.529	29.989	34.597	2'03.120	268,0	20:09'21.262
9	27.345	31.858	31.851	35.414	2'06.468	266,0	20:11'27.730
10	26.884	31.499	29.910	34.655	2'02.948	265,4	20:13'30.678
11	29.753	33.647	31.475	10'39.971	12'14.846P	267,3	20:25'45.524
12	27.383	34.013	32.593	35.394	2'19.383P	109,8	20:28'04.907
13	26.932	31.418	30.153	34.831	2'03.334	262,1	20:30'08.241
14	26.975	31.351	30.041	6'41.628	8'09.995P	261,5	20:38'18.236
15	40.277	36.811	31.462	36.023	2'24.573P	91,2	20:40'42.809
16	27.145	31.924	30.419	35.075	2'04.563	265,4	20:42'47.372
17	27.124	31.798	30.356	34.936	2'04.214	265,4	20:44'51.586
18	27.086	31.929	30.351	35.028	2'04.394	262,8	20:46'55.980

17° 35 S. HILL (2'03.328)

Lap	Seg.1	Seg.2	Seg.3	Seg.4	Lap Time	km/h	Local Time
							19:45'18.915
1	32.185	33.558	31.388	37.546	2'14.677P	150,2	19:47'33.592
2	27.738	32.314	32.148	4'02.825	5'35.025P	261,5	19:53'08.617
3	33.570	34.396	31.245	35.417	2'14.628P	153,0	19:55'23.245
4	27.232	32.551	30.516	34.973	2'05.272	259,6	19:57'28.517
5	27.199	31.788	30.273	34.860	2'04.120	262,1	19:59'32.637
6	27.171	31.731	30.159	34.759	2'03.820	264,1	20:01'36.457
7	27.177	34.406	33.364	35.523	2'10.470	262,1	20:03'46.927
8	27.229	31.833	30.471	34.898	2'04.431	260,9	20:05'51.358
9	27.140	31.789	30.356	34.896	2'04.181	261,5	20:07'55.539

02/11/2017

P = Pits In/Out - C = Lap-Time Cancelled

These data/results cannot be reproduced, stored and/or transmitted in whole or in part by any manner of electronic, mechanical, photocopying, recording, broadcasting or otherwise now known or herein after developed without the previous express consent by the copyright owner, except for reproduction in daily press and regular printed publications on sale to the public within 60 days of the event related to those data/results and always provided that copyright symbol appears together as follows below.

© DORNA WSBK ORGANIZATION Srl 2017

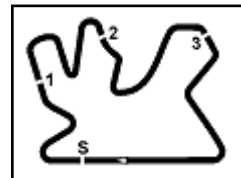
FICR PERUGIA TIMING



Official Tyre Supplier



Official Timekeeper



Qatar Round, 2-3-4 November 2017

World Supersport - Chronological Analysis Free Practice 2nd Session

Losail International Circuit 5.380 m

4 / 5

10	27.118	31.709	30.619	34.877	2'04.323	262,1	20:09'59.862	1	33.139	33.761	31.762	35.716	2'14.378P	154,1	19:47'22.066
11	27.207	31.852	30.363	34.984	2'04.406	261,5	20:12'04.268	2	27.668	32.301	30.817	35.238	2'06.024	261,5	19:49'28.090
12	27.080	31.745	30.315	35.205	2'04.345	260,2	20:14'08.613	3	27.375	32.233	30.728	35.159	2'05.495	266,7	19:51'33.585
13	27.055	31.909	30.593	35.014	2'04.571	260,9	20:16'13.184	4	27.361	34.589	31.103	35.140	5'24.193P	262,8	19:56'57.778
14	27.285	31.905	30.634	34.984	2'04.808	261,5	20:18'17.992	5	49.626	32.926	30.244	34.912	2'27.708P	121,1	19:59'25.486
15	27.353	31.854	30.716	35.581	2'05.504	260,9	20:20'23.496	6	26.929	31.523	30.202	35.031	2'03.685	266,7	20:01'29.171
16	27.293	31.964	30.690	34.977	2'04.924	261,5	20:22'28.420	7	26.869	31.571	30.358	34.884	2'03.682	264,7	20:03'32.853
17	27.514	32.121	30.873	11'25.528	12'56.036P	260,9	20:35'24.456	8	27.062	31.508	30.471	34.990	2'04.031	264,1	20:05'36.884
18	38.354	33.881	30.938	35.271	2'18.444P	110,8	20:37'42.900	9	29.997	33.058	31.874	5'23.705	6'58.634P	260,2	20:12'35.518
19	27.112	31.326	30.167	34.723	2'03.328	266,7	20:39'46.228	10	33.875	32.086	30.688	35.060	2'11.709P	120,7	20:14'47.227
20	26.989	31.510	30.314	34.853	2'03.666	262,8	20:41'49.894	11	27.171	31.801	30.598	34.959	2'04.529	262,8	20:16'51.756
21	27.117	31.519	30.375	35.015	2'04.026	260,9	20:43'53.920	12	27.129	31.566	30.654	35.151	2'04.500	262,1	20:18'56.256
22	27.056	31.751	30.190	34.813	2'03.810	262,1	20:45'57.730	13	26.936	31.669	30.384	34.932	2'03.921	262,8	20:21'00.177

18° 87 L. ZANETTI (2'03.425)

Lap	Seg.1	Seg.2	Seg.3	Seg.4	Lap Time	km/h	Local Time
							19:45'23.023
1	34.190	33.955	31.079	35.722	2'14.946P	131,1	19:47'37.969
2	27.297	32.100	30.682	36.098	2'06.177	264,1	19:49'44.146
3	28.673	33.887	30.323	35.567	2'08.450	262,8	19:51'52.596
4	27.483	32.035	30.420	35.036	2'04.974	266,7	19:53'57.570
5	27.347	32.054	30.654	7'32.289	9'02.344P	264,7	20:02'59.914
6	33.140	33.578	31.375	35.961	2'14.054P	166,2	20:05'13.968
7	27.021	31.933	30.349	34.866	2'04.169	262,8	20:07'18.137
8	27.575	31.571	30.078	34.726	2'03.950	263,4	20:09'22.087
9	26.979	31.576	30.419	34.923	2'03.897	266,7	20:11'25.984
10	28.542	32.735	30.102	34.819	2'06.198	260,2	20:13'32.182
11	27.114	31.723	30.384	34.897	2'04.118	263,4	20:15'36.300
12	27.075	31.733	30.319	35.176	2'04.303	260,2	20:17'40.603
13	27.096	31.607	30.388	35.150	2'04.241	260,2	20:19'44.844
14	27.130	31.687	30.680	35.005	2'04.502	261,5	20:21'49.346
15	27.151	31.754	30.392	34.932	2'04.229	260,9	20:23'53.575
16	28.543	34.271	32.288	14'43.147	16'18.249P	261,5	20:40'11.824
17	36.294	32.950	30.490	35.007	2'14.741P	117,9	20:42'26.565
18	26.753	31.857	30.074	34.769	2'03.453	265,4	20:44'30.018
19	26.925	31.670	30.085	34.745	2'03.425	264,1	20:46'33.443

21° 112 S. AL SULAITI (2'03.806)

Lap	Seg.1	Seg.2	Seg.3	Seg.4	Lap Time	km/h	Local Time
							19:45'29.608
1	31.824	32.477	30.418	35.275	2'09.994P	163,1	19:47'39.602
2	27.222	31.978	30.280	35.103	2'04.583	261,5	19:49'44.185
3	31.984	31.997	30.716	35.043	2'09.740	268,7	19:51'53.925
4	27.424	31.884	30.282	34.936	2'04.526	265,4	19:53'58.451
5	27.083	31.769	30.396	35.276	2'04.524	264,7	19:56'02.975
6	27.075	31.946	30.497	35.131	2'04.649	260,9	19:58'07.624
7	27.433	33.188	34.544	35.820	2'10.985	259,6	20:00'18.609
8	27.426	33.117	32.173	8'56.441	10'29.157P	260,9	20:10'47.766
9	31.738	32.260	30.415	35.342	2'09.755P	120,4	20:12'57.521
10	27.087	32.254	30.465	35.164	2'04.970	260,9	20:15'02.491
11	27.198	31.833	30.488	5'04.421	6'33.940P	260,2	20:21'36.431
12	33.175	32.580	30.669	35.434	2'11.858P	120,3	20:23'48.289
13	27.214	31.926	30.535	35.361	2'05.036	260,9	20:25'53.325
14	27.243	32.330	31.216	9'09.416	10'40.205P	260,2	20:36'33.530
15	33.673	39.743	30.531	35.396	2'19.343P	125,9	20:38'52.873
16	27.015	31.710	30.372	34.948	2'04.045	262,1	20:40'56.918
17	27.098	31.616	30.272	34.820	2'03.806	262,8	20:43'00.724
18	27.064	31.680	30.384	35.015	2'04.143	262,8	20:45'04.867

19° 63 Z. KHAIRUDDIN (2'03.582)

Lap	Seg.1	Seg.2	Seg.3	Seg.4	Lap Time	km/h	Local Time
							19:45'51.835
1	32.471	33.182	31.236	39.182	2'16.071P	157,2	19:48'07.906
2	27.459	32.275	30.792	35.312	2'05.838	264,7	19:50'13.744
3	27.594	32.560	32.133	36.992	2'09.279	266,7	19:52'23.023
4	27.428	32.254	30.581	34.901	2'05.164	265,4	19:54'28.187
5	27.326	32.135	30.672	35.042	2'05.175	268,0	19:56'33.362
6	28.111	35.322	32.051	35.742	2'11.226	264,7	19:58'44.588
7	27.335	32.520	31.351	4'53.361	6'24.567P	267,3	20:05'09.155
8	36.507	33.815	31.290	35.266	2'16.878P	117,5	20:07'26.033
9	27.144	31.778	30.504	35.066	2'04.492	265,4	20:09'30.525
10	27.252	32.018	30.563	34.866	2'04.699	265,4	20:11'35.224
11	27.243	32.040	30.553	7'56.756	9'26.592P	264,7	20:21'01.816
12	36.791	35.591	32.841	36.784	2'22.007P	127,8	20:23'23.823
13	28.582	34.588	37.504	38.343	2'19.017	266,7	20:25'42.840
14	27.267	31.883	30.405	34.901	2'04.456	264,7	20:27'47.296
15	27.158	31.917	30.441	34.911	2'04.427	265,4	20:29'51.723
16	30.764	32.998	31.225	5'14.388	6'49.375P	263,4	20:36'41.098
17	40.295	36.119	33.622	38.105	2'28.141P	125,4	20:39'09.239
18	27.097	31.625	30.246	34.614	2'03.582	268,0	20:41'12.821
19	27.013	31.620	30.346	34.781	2'03.760	268,0	20:43'16.581
20	27.051	31.784	30.345	34.888	2'04.068	266,0	20:45'20.649

22° 10 N. CALERO (2'04.068)

Lap	Seg.1	Seg.2	Seg.3	Seg.4	Lap Time	km/h	Local Time
							19:45'42.294
1	33.428	35.006	32.209	38.800	2'19.443P	155,2	19:48'01.737
2	28.901	33.675	31.643	36.501	2'10.720	258,4	19:50'12.457
3	28.107	33.084	31.986	35.753	2'08.930	259,0	19:52'21.387
4	27.742	32.303	30.799	35.516	2'06.360	262,8	19:54'27.747
5	28.146	32.437	30.867	35.593	2'07.043	262,1	19:56'34.790
6	28.316	33.127	32.196	36.741	2'10.380	261,5	19:58'45.170
7	27.441	32.301	30.988	35.917	2'06.647	263,4	20:00'51.817
8	28.804	33.246	31.675	7'43.837	9'17.562P	258,4	20:10'09.379
9	34.968	34.708	32.582	38.015	2'20.273P	135,8	20:12'29.652
10	27.622	32.214	30.615	35.080	2'05.531	258,4	20:14'35.183
11	27.387	31.683	30.461	35.352	2'04.883	261,5	20:16'40.066
12	31.638	32.883	32.804	35.347	2'12.672	260,2	20:18'52.738
13	27.152	31.555	30.245	35.116	2'04.068	262,1	20:20'56.806
14	28.242	32.685	31.610	11'47.733	13'20.270P	262,1	20:34'17.076
15	33.911	34.975	31.569	35.036	2'15.491P	157,0	20:36'32.567
16	27.169	31.453	30.342	35.111	2'04.075	263,4	20:38'36.642
17	27.153	1'57.099	36.423	1'16.596	4'17.271P	261,5	20:42'53.913

20° 26 K. WATANABE (2'03.627)

Lap	Seg.1	Seg.2	Seg.3	Seg.4	Lap Time	km/h	Local Time
							19:45'07.688

02/11/2017

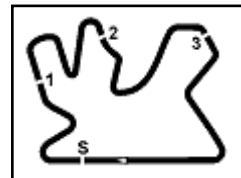
P = Pits In/Out - C = Lap-Time Cancelled

These data/results cannot be reproduced, stored and/or transmitted in whole or in part by any manner of electronic, mechanical, photocopying, recording, broadcasting or otherwise now known or herein after developed without the previous express consent by the copyright owner, except for reproduction in daily press and regular printed publications on sale to the public within 60 days of the event related to those data/results and always provided that copyright symbol appears together as follows below.

© DORNA WSBK ORGANIZATION Srl 2017

PIRELLI PERUGIA TIMING





Qatar Round, 2-3-4 November 2017

World Supersport - Chronological Analysis Free Practice 2nd Session

Losail International Circuit 5.380 m

5 / 5

23° 195 M. AL NAIMI (2'04.427)								26° 48 G. SCARCELLA (2'05.909)							
Lap	Seg.1	Seg.2	Seg.3	Seg.4	Lap Time	km/h	Local Time	Lap	Seg.1	Seg.2	Seg.3	Seg.4	Lap Time	km/h	Local Time
							19:45'36.534								19:45'50.896
1	31.372	32.976	31.156	36.319	2'11.823P	161,4	19:47'48.357	1	33.704	34.723	31.873	38.556	2'18.856P	150,0	19:48'09.752
2	27.842	31.962	30.536	35.047	2'05.387	272,0	19:49'53.744	2	28.279	32.907	31.229	36.367	2'08.782	262,1	19:50'18.534
3	27.272	32.113	30.530	34.969	2'04.884	268,7	19:51'58.628	3	28.119	33.201	31.765	35.614	2'08.699	262,1	19:52'27.233
4	27.191	32.034	30.634	35.048	2'04.907	270,0	19:54'03.535	4	28.413	32.826	31.225	35.923	2'08.387	260,9	19:54'35.620
5	33.807	36.866	36.001	11'23.222	13'09.896P	268,0	20:07'13.431	5	27.746	32.676	31.191	35.689	2'07.302	260,2	19:56'42.922
6	33.304	32.187	30.430	35.017	2'10.938P	163,9	20:09'24.369	6	27.906	32.733	31.697	36.434	2'08.770	260,9	19:58'51.692
7	27.211	32.050	30.569	34.946	2'04.776	268,0	20:11'29.145	7	27.974	32.369	31.183	37.184	2'08.710	262,8	20:01'00.402
8	41.494	48.227	33.384	36.643	2'39.748	268,0	20:14'08.893	8	27.704	32.272			12'58.290P	262,1	20:13'58.692
9	27.276	32.469	35.613	11'05.278	12'40.636P	268,0	20:26'49.529	9	35.265	34.254	31.744	36.253	2'17.516P	138,6	20:16'16.208
10	32.864	32.350	30.691	35.038	2'10.943P	161,9	20:29'00.472	10	28.085	32.973	31.564	36.310	2'08.932	257,8	20:18'25.140
11	27.121	31.827	30.474	35.005	2'04.427	263,4	20:31'04.899	11	28.359	35.245	44.224	12'34.063	14'21.891P	257,1	20:32'47.031
12	27.173	36.995	1'01.584	37.065	2'42.817	264,1	20:33'47.716	12	34.738	33.170	32.114	37.187	2'17.209P	137,9	20:35'04.240
13	27.199	35.670	46.910	38.053	2'27.832	269,3	20:36'15.548	13	27.910	32.504	30.952	35.325	2'06.691	257,8	20:37'10.931
14	27.149	34.400	41.727	39.457	2'22.733	268,7	20:38'38.281	14	27.636	32.595	30.848	35.630	2'06.709	258,4	20:39'17.640
15	27.050	32.111	30.435	35.120	2'04.716	270,0	20:40'42.997	15	27.497	32.138	31.157	35.521	2'06.313	259,0	20:41'23.953
16	27.219	32.111	30.557	35.089	2'04.976	272,7	20:42'47.973	16	27.534	32.592	32.880	36.243	2'09.249	259,0	20:43'33.202
17	27.284	32.355	37.509	37.702	2'14.850	270,0	20:45'02.823	17	27.545	32.251	30.947	35.166	2'05.909	259,0	20:45'39.111

24° 83 L. EPIS (2'04.463)							
Lap	Seg.1	Seg.2	Seg.3	Seg.4	Lap Time	km/h	Local Time
							19:45'36.273
1	31.933	32.889	31.093	36.027	2'11.942P	154,7	19:47'48.215
2	27.964	32.432	30.714	35.606	2'06.716	265,4	19:49'54.931
3	27.572	31.914	30.746	35.748	2'05.980	263,4	19:52'00.911
4	27.516	32.099	30.673	35.643	2'05.931	261,5	19:54'06.842
5	27.632	33.310	31.358	3'06.175	4'38.475P	261,5	19:58'45.317
6	32.525	32.288	33.389	36.281	2'14.483P	148,8	20:00'59.800
7	27.331	31.593	30.506	35.392	2'04.822	259,0	20:03'04.622
8	27.659	32.424	31.148	36.048	2'07.279	258,4	20:05'11.901
9	27.180	31.747	30.503	35.167	2'04.597	261,5	20:07'16.498
10	27.404	31.555	30.429	35.075	2'04.463	258,4	20:09'20.961
11	33.190	32.975	31.554	9'52.527	11'30.246P	260,2	20:20'51.207
12	32.002	32.628	31.158	36.641	2'12.429P	142,5	20:23'03.636
13	27.497	33.561	31.518	35.392	2'07.968	260,2	20:25'11.604
14	27.304	32.313	34.315	35.858	2'09.790	259,6	20:27'21.394
15	27.326	34.470	30.896	5'34.477	7'07.169P	268,0	20:34'28.563
16	33.900	33.085	31.181	36.211	2'14.377P	113,4	20:36'42.940

25° 69 X. CARDELUS (2'05.220)							
Lap	Seg.1	Seg.2	Seg.3	Seg.4	Lap Time	km/h	Local Time
							19:45'58.256
1	33.596	35.505	32.574	39.442	2'21.117P	152,5	19:48'19.373
2	27.931	32.543	31.292	35.337	2'07.103	260,9	19:50'26.476
3	27.628	32.291	30.926	35.568	2'06.413	264,1	19:52'32.889
4	27.669	32.150	30.910	35.209	2'05.938	269,3	19:54'38.827
5	27.620	32.105	30.968	35.086	2'05.779	264,7	19:56'44.606
6	27.478	32.259	31.038	35.531	2'06.306	266,7	19:58'50.912
7	32.920	33.181	32.125	11'35.760	13'13.986P	264,1	20:12'04.898
8	42.838	36.453	37.053	35.773	2'32.117P	73,4	20:14'37.015
9	27.864	32.145	30.988	35.151	2'06.148	263,4	20:16'43.163
10	27.600	32.051	30.861	35.256	2'05.768	264,7	20:18'48.931
11	27.372	32.205	30.787	35.053	2'05.417	262,1	20:20'54.348
12	27.737	32.712	30.901	35.224	2'06.574	262,1	20:23'00.922
13	27.443	31.950	30.677	35.150	2'05.220	262,1	20:25'06.142
14	31.723	35.139	30.939	37.375	2'15.176	262,1	20:27'21.318
15	27.694	32.851	31.491	9'42.969	11'15.005P	262,8	20:38'36.323
16	45.482	34.445	31.741	36.694	2'28.362P	94,3	20:41'04.685
17	28.602	32.745	31.664	35.721	2'08.732	263,4	20:43'13.417
18	27.657	32.328	30.944	35.256	2'06.185	267,3	20:45'19.602

02/11/2017 P = Pits In/Out - C = Lap-Time Cancelled

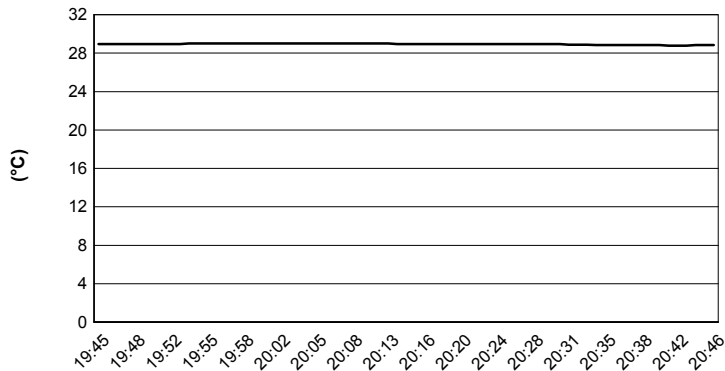
These data/results cannot be reproduced, stored and/or transmitted in whole or in part by any manner of electronic, mechanical, photocopying, recording, broadcasting or otherwise now known or herein after developed without the previous express consent by the copyright owner, except for reproduction in daily press and regular printed publications on sale to the public within 60 days of the event related to those data/results and always provided that copyright symbol appears together as follows below.

© DORNA WSBK ORGANIZATION Srl 2017

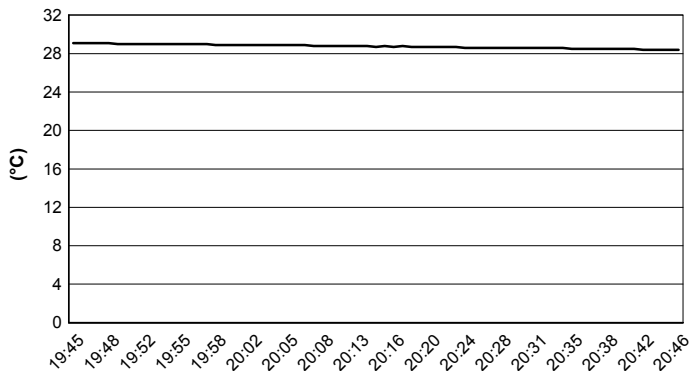
Qatar Round, 2-3-4 November 2017
World Supersport - Weather Report Free Practice 2nd Session
 Session started 19:45 - Session ended 20:47

Losail International Circuit 5.380 m

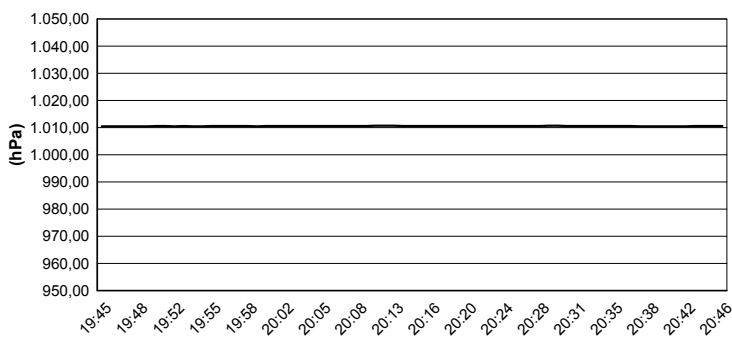
Air Temperature



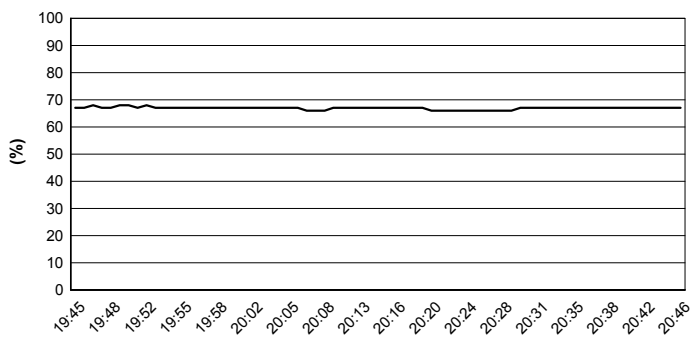
Track Temperature



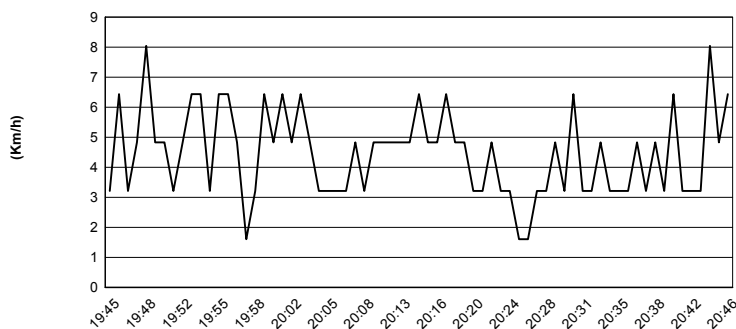
Air Pressure



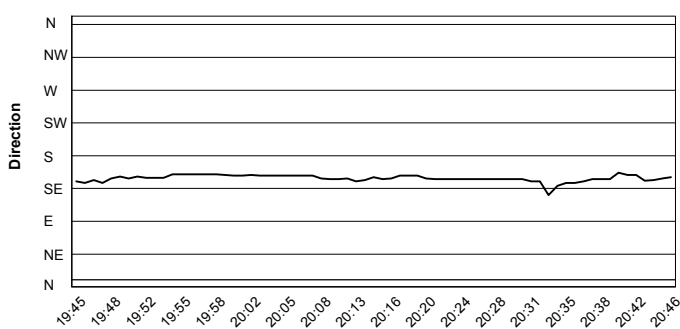
Humidity



Wind Speed



Wind Direction



02/11/2017

These data/results cannot be reproduced, stored and/or transmitted in whole or in part by any manner of electronic, mechanical, photocopying, recording, broadcasting or otherwise now known or herein after developed without the previous express consent by the copyright owner, except for reproduction in daily press and regular printed publications on sale to the public within 60 days of the event related to those data/results and always provided that copyright symbol appears together as follows below.

© DORNA WSBK ORGANIZATION Srl 2017

Qatar Round, 2-3-4 November 2017

World Supersport - Superpoles Entry List

Losail International Circuit 5.380 m

Superpole 1

FPs Pos	No. Rider	Nat	Team	Bike	Time
11	99 P. JACOBSEN	USA	MV Agusta Reparto Corse	MV Agusta F3 675	2'02.486
12	32 S. MORAIS	RSA	Kallio Racing	Yamaha YZF R6	2'02.500
13	78 H. OKUBO	JPN	CIA Landlord Insurance Honda	Honda CBR600RR	2'02.511
14	4 G. REA	GBR	Team Kawasaki Go Eleven	Kawasaki ZX-6R	2'02.626
15	25 A. BALDOLINI	ITA	Race Department ATK#25	Yamaha YZF R6	2'02.748
16	71 C. BERGMAN	SWE	CIA Landlord Insurance Honda	Honda CBR600RR	2'02.948
17	87 L. ZANETTI	ITA	Team Factory Vamag	MV Agusta F3 675	2'03.290
18	35 S. HILL	GBR	Profile Racing	Triumph Daytona 675	2'03.328
19	63 Z. KHAIRUDDIN	MAS	Orelac Racing VerdNatura	Kawasaki ZX-6R	2'03.582
20	26 K. WATANABE	JPN	Team Kawasaki Go Eleven	Kawasaki ZX-6R	2'03.627
21	112 S. AL SULAITI	QAT	QMMF Racing	Kawasaki ZX-6R	2'03.806
22	10 N. CALERO	ESP	Orelac Racing VerdNatura	Kawasaki ZX-6R	2'04.068
23	195 M. AL NAIMI	QAT	QMMF Racing	Kawasaki ZX-6R	2'04.427
24	83 L. EPIS	AUS	Response RE Racing	Kawasaki ZX-6R	2'04.463
25	69 X. CARDELUS	AND	Race Department ATK#25	Yamaha YZF R6	2'05.220
26	48 G. SCARCELLA	AUS	GEMAR Team Lorini	Honda CBR600RR	2'05.909

Superpole 2

FPs Pos	No. Rider	Nat	Team	Bike	Time
1	144 L. MAHIAS	FRA	GRT Yamaha Official WorldSSP Team	Yamaha YZF R6	2'01.316
2	16 J. CLUZEL	FRA	CIA Landlord Insurance Honda	Honda CBR600RR	2'01.728
3	81 L. STAPLEFORD	GBR	Profile Racing	Triumph Daytona 675	2'01.734
4	64 F. CARICASULO	ITA	GRT Yamaha Official WorldSSP Team	Yamaha YZF R6	2'01.734
5	111 K. SMITH	GBR	GEMAR Team Lorini	Honda CBR600RR	2'01.867
6	13 A. WEST	AUS	Kawasaki Puccetti Racing	Kawasaki ZX-6R	2'01.928
7	1 K. SOFUOGLU	TUR	Kawasaki Puccetti Racing	Kawasaki ZX-6R	2'01.963
8	65 M. CANDUCCI	ITA	3570 Puccetti Racing FMI	Kawasaki ZX-6R	2'02.029
9	66 N. TUULI	FIN	Kallio Racing	Yamaha YZF R6	2'02.338
10	11 C. GAMARINO	ITA	BARDAHL EVAN BROS. Honda Racing	Honda CBR600RR	2'02.408
*					
*					

* These positions are assigned to the 1st and 2nd rider classified in Superpole 1

02/11/2017 15

These data/results cannot be reproduced, stored and/or transmitted in whole or in part by any manner of electronic, mechanical, photocopying, recording, broadcasting or otherwise now known or herein after developed without the previous express consent by the copyright owner, except for reproduction in daily press and regular printed publications on sale to the public within 60 days of the event related to those data/results and always provided that copyright symbol appears together as follows below.

© DORNA WSBK ORGANIZATION Srl 2017

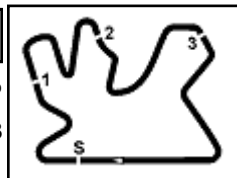
FICR PERUGIA TIMING



Official Tyre Supplier



Official Timekeeper



Qatar Round, 2-3-4 November 2017

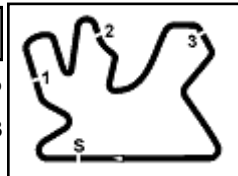
World Supersport - Best Laps & Speeds

No.	Rider		Best Lap	FP1		FP2	
	Nat	Bike		laps	speed	laps	speed
1	144	L. MAHIAS	2'01.316	2'02.815	2'01.316		
	FRA	Yamaha YZF R6	33 270,6	16 270,6	17 268,6		
2	16	J. CLUZEL	2'01.728	2'03.168	2'01.728		
	FRA	Honda CBR600RR	35 276,2	15 276,2	20 274,8		
3	64	F. CARICASULO	2'01.734	2'02.867	2'01.734		
	ITA	Yamaha YZF R6	40 273,4	21 271,3	19 273,4		
4	81	L. STAPLEFORD	2'01.734	2'03.468	2'01.734		
	GBR	Triumph Daytona 675	37 275,5	18 275,5	19 269,3		
5	111	K. SMITH	2'01.867	2'02.743	2'01.867		
	GBR	Honda CBR600RR	33 270,6	17 270,6	16 270,0		
6	13	A. WEST	2'01.928	2'03.150	2'01.928		
	AUS	Kawasaki ZX-6R	41 272,7	20 269,3	21 272,7		
7	1	K. SOFUOGLU	2'01.963	2'03.244	2'01.963		
	TUR	Kawasaki ZX-6R	37 274,1	17 274,1	20 270,0		
8	65	M. CANDUCCI	2'02.029	2'04.987	2'02.029		
	ITA	Kawasaki ZX-6R	43 275,5	21 275,5	22 274,1		
9	66	N. TUULI	2'02.338	2'03.176	2'02.338		
	FIN	Yamaha YZF R6	40 271,3	22 271,3	18 268,6		
10	11	C. GAMARINO	2'02.408	2'03.582	2'02.408		
	ITA	Honda CBR600RR	37 273,4	19 273,4	18 271,3		
11	99	P. JACOBSEN	2'02.486	2'03.511	2'02.486		
	USA	MV Agusta F3 675	38 272,7	19 271,3	19 272,7		
12	32	S. MORAIS	2'02.500	2'03.635	2'02.500		
	RSA	Yamaha YZF R6	40 281,2	20 281,2	20 275,5		
13	78	H. OKUBO	2'02.511	2'04.065	2'02.511		
	JPN	Honda CBR600RR	40 272,7	20 272,7	20 271,3		
14	4	G. REA	2'02.626	2'03.737	2'02.626		
	GBR	Kawasaki ZX-6R	44 272,7	21 272,0	23 272,7		
15	25	A. BALDOLINI	2'02.748	2'04.136	2'02.748		
	ITA	Yamaha YZF R6	35 275,5	17 272,7	18 275,5		
16	71	C. BERGMAN	2'02.948	2'04.299	2'02.948		
	SWE	Honda CBR600RR	39 270,0	21 270,0	18 267,9		
17	87	L. ZANETTI	2'03.290	2'03.290	2'03.425		
	ITA	MV Agusta F3 675	39 271,3	20 271,3	19 266,6		
18	35	S. HILL	2'03.328	2'04.786	2'03.328		
	GBR	Triumph Daytona 675	45 269,3	23 269,3	22 266,6		
19	63	Z. KHAIRUDDIN	2'03.582	2'04.793	2'03.582		
	MAS	Kawasaki ZX-6R	38 268,6	18 268,6	20 267,9		
20	26	K. WATANABE	2'03.627	2'05.251	2'03.627		
	JPN	Kawasaki ZX-6R	42 269,3	21 269,3	21 267,3		

02/11/2017

These data/results cannot be reproduced, stored and/or transmitted in whole or in part by any manner of electronic, mechanical, photocopying, recording, broadcasting or otherwise now known or herein after developed without the previous express consent by the copyright owner, except for reproduction in daily press and regular printed publications on sale to the public within 60 days of the event related to those data/results and always provided that copyright symbol appears together as follows below.

© DORNA WSBK ORGANIZATION Srl 2017



Qatar Round, 2-3-4 November 2017

World Supersport - Best Laps & Speeds

No.	Rider		Best Lap	FP1		FP2	
	Nat	Bike		laps	speed	laps	speed
21	112	S. AL SULAITI	2'03.806	2'04.607	2'03.806		
		QAT Kawasaki ZX-6R	35 268,6	17 262,1	18 268,6		
22	10	N. CALERO	2'04.068	2'04.940	2'04.068		
		ESP Kawasaki ZX-6R	38 270,6	20 270,6	18 263,4		
23	195	M. AL NAIMI	2'04.427	2'05.069	2'04.427		
		QAT Kawasaki ZX-6R	31 272,7	14 272,0	17 272,7		
24	83	L. EPIS	2'04.463	2'05.657	2'04.463		
		AUS Kawasaki ZX-6R	36 267,9	20 266,0	16 267,9		
25	69	X. CARDELUS	2'05.220	2'06.811	2'05.220		
		AND Yamaha YZF R6	34 270,6	16 270,6	18 269,3		
26	48	G. SCARCELLA	2'05.909	2'07.611	2'05.909		
		AUS Honda CBR600RR	35 265,3	18 265,3	17 262,7		

02/11/2017

These data/results cannot be reproduced, stored and/or transmitted in whole or in part by any manner of electronic, mechanical, photocopying, recording, broadcasting or otherwise now known or herein after developed without the previous express consent by the copyright owner, except for reproduction in daily press and regular printed publications on sale to the public within 60 days of the event related to those data/results and always provided that copyright symbol appears together as follows below.

© DORNA WSBK ORGANIZATION Srl 2017

FICR PERUGIA TIMING



Official Tyre Supplier



Official Timekeeper