



Qatar Round, 2-3-4 November 2017

World Supersport - Results Free Practice 3rd Session

Losail International Circuit 5.380 m

1 / 2

No.	Rider	Nat	Team	Bike	Time	Gap	Rel.	Laps	Speed	
									Avg	Max
1	66 N. TUULI	FIN	Kallio Racing	Yamaha YZF R6	2'02.228			7	158,458	269,3
2	4 G. REA	GBR	Team Kawasaki Go Eleven	Kawasaki ZX-6R	2'02.256	0.028	0.028	7	158,422	272,7
3	111 K. SMITH	GBR	GEMAR Team Lorini	Honda CBR600RR	2'02.356	0.128	0.100	7	158,292	268,7
4	1 K. SOFUOGLU	TUR	Kawasaki Puccetti Racing	Kawasaki ZX-6R	2'02.398	0.170	0.042	8	158,238	272,7
5	144 L. MAHIAS	FRA	GRT Yamaha Official WorldSSP Team	Yamaha YZF R6	2'02.665	0.437	0.267	6	157,893	273,4
6	32 S. MORAIS	RSA	Kallio Racing	Yamaha YZF R6	2'02.671	0.443	0.006	7	157,886	276,2
7	81 L. STAPLEFORD	GBR	Profile Racing	Triumph Daytona 675	2'02.692	0.464	0.021	4	157,859	266,7
8	64 F. CARICASULO	ITA	GRT Yamaha Official WorldSSP Team	Yamaha YZF R6	2'02.767	0.539	0.075	7	157,762	276,9
9	16 J. CLUZEL	FRA	CIA Landlord Insurance Honda	Honda CBR600RR	2'02.837	0.609	0.070	7	157,672	270,7
10	99 P. JACOBSEN	USA	MV Agusta Reparto Corse	MV Agusta F3 675	2'03.028	0.800	0.191	7	157,428	268,0
11	13 A. WEST	AUS	Kawasaki Puccetti Racing	Kawasaki ZX-6R	2'03.368	1.140	0.340	8	156,994	270,7
12	65 M. CANDUCCI	ITA	3570 Puccetti Racing FMI	Kawasaki ZX-6R	2'03.510	1.282	0.142	8	156,813	276,2
13	25 A. BALDOLINI	ITA	Race Department ATK#25	Yamaha YZF R6	2'03.544	1.316	0.034	8	156,770	276,2
14	35 S. HILL	GBR	Profile Racing	Triumph Daytona 675	2'03.749	1.521	0.205	8	156,510	268,0
15	195 M. AL NAIMI	QAT	QMMF Racing	Kawasaki ZX-6R	2'04.082	1.854	0.333	6	156,090	270,0
16	87 L. ZANETTI	ITA	Team Factory Vamag	MV Agusta F3 675	2'04.170	1.942	0.088	8	155,980	268,7
17	71 C. BERGMAN	SWE	CIA Landlord Insurance Honda	Honda CBR600RR	2'04.273	2.045	0.103	8	155,850	269,3
18	26 K. WATANABE	JPN	Team Kawasaki Go Eleven	Kawasaki ZX-6R	2'04.376	2.148	0.103	8	155,721	271,4
19	112 S. AL SULAITI	QAT	QMMF Racing	Kawasaki ZX-6R	2'04.409	2.181	0.033	8	155,680	266,0
20	83 L. EPIS	AUS	Response RE Racing	Kawasaki ZX-6R	2'04.412	2.184	0.003	8	155,676	263,4
21	11 C. GAMARINO	ITA	BARDAHL EVAN BROS. Honda Racing	Honda CBR600RR	2'04.449	2.221	0.037	7	155,630	268,0
22	63 Z. KHAIRUDDIN	MAS	Orelac Racing VerdNatura	Kawasaki ZX-6R	2'04.828	2.600	0.379	6	155,157	270,7
23	69 X. CARDELUS	AND	Race Department ATK#25	Yamaha YZF R6	2'04.955	2.727	0.127	7	155,000	270,7
24	78 H. OKUBO	JPN	CIA Landlord Insurance Honda	Honda CBR600RR	2'05.037	2.809	0.082	8	154,898	267,3
25	10 N. CALERO	ESP	Orelac Racing VerdNatura	Kawasaki ZX-6R	2'05.716	3.488	0.679	4	154,062	262,8
26	48 G. SCARCELLA	AUS	GEMAR Team Lorini	Honda CBR600RR	2'06.236	4.008	0.520	7	153,427	268,7

Qualifying Lap Time (107% of 2'02.228): 2'10.785

AIR	Humidity:	62%	Temp:	30°C
TRACK	Condition:	Dry	Temp:	32°C

Records	Pole (QP)	2015	K.Sofuoglu	2'00.989	160,080	Km/h
	Race (RC)	2014	J.Cluzel	2'01.999	158,760	Km/h
	Circuit (QP)	2015	K.Sofuoglu	2'00.989	160,080	Km/h

Start 03/11/2017 17:00 End 17:17 The results are provisional until the end of the time limit for protests and appeals and the completion of the technical checks.

These data/results cannot be reproduced, stored and/or transmitted in whole or in part by any manner of electronic, mechanical, photocopying, recording, broadcasting or otherwise now known or herein after developed without the previous express consent by the copyright owner, except for reproduction in daily press and regular printed publications on sale to the public within 60 days of the event related to those data/results and always provided that copyright symbol appears together as follows below.

© DORNA WSBK ORGANIZATION Srl 2017

Qatar Round, 2-3-4 November 2017

World Supersport - Results Free Practice 3rd Session

Losail International Circuit 5.380 m

2 / 2

Session Highlights

Local Time	No. Rider	Description
17.00.00		Start
17.07.46	111 K. SMITH	Lap Cancelled (2'02.391) - Exceeded Track Limits - Turn 13
17.11.31	69 X. CARDELUS	On the Gravel - Re-Joined - Turn 1
17.12.41	10 N. CALERO	On the Gravel - Re-Joined - Turn 16
17.14.06	144 L. MAHIAS	On the Gravel - Re-Joined - Turn 1
17.17.25		End Of Session

Fastest Laps Sequence

No.	Rider	Nat	Team	Bike	Local Time	Time	Gap	Avg
1	K. SOFUOGLU	TUR	Kawasaki Puccetti Racing	Kawasaki ZX-6R	17:04'17.102	2'03.616		156,679
66	N. TUULI	FIN	Kallio Racing	Yamaha YZF R6	17:04'37.544	2'02.935	-0.681	157,547
111	K. SMITH	GBR	GEMAR Team Lorini	Honda CBR600RR	17:05'05.517	2'02.781	-0.154	157,744
144	L. MAHIAS	FRA	GRT Yamaha Official WorldSSP Team	Yamaha YZF R6	17:05'26.165	2'02.665	-0.116	157,893
1	K. SOFUOGLU	TUR	Kawasaki Puccetti Racing	Kawasaki ZX-6R	17:08'22.784	2'02.628	-0.037	157,941
66	N. TUULI	FIN	Kallio Racing	Yamaha YZF R6	17:08'44.969	2'02.228	-0.400	158,458

Start 17:00 End 17:17 The results are provisional until the end of the time limit for protests and appeals and the completion of the technical checks.

These data/results cannot be reproduced, stored and/or transmitted in whole or in part by any manner of electronic, mechanical, photocopying, recording, broadcasting or otherwise now known or herein after developed without the previous express consent by the copyright owner, except for reproduction in daily press and regular printed publications on sale to the public within 60 days of the event related to those data/results and always provided that copyright symbol appears together as follows below.

© DORNA WSBK ORGANIZATION Srl 2017

Qatar Round, 2-3-4 November 2017

World Supersport - Best Sector & Speed Free Practice 3rd Session

Losail International Circuit 5.380 m

BEST LAP			
1	66 N. TUULI	Yamaha YZF R6	2'02.228
2	4 G. REA	Kawasaki ZX-6R	2'02.256
3	111 K. SMITH	Honda CBR600RR	2'02.356
4	1 K. SOFUOGLU	Kawasaki ZX-6R	2'02.398
5	144 L. MAHIAS	Yamaha YZF R6	2'02.665
6	32 S. MORAIS	Yamaha YZF R6	2'02.671
7	81 L. STAPLEFORD	Triumph Daytona 675	2'02.692
8	64 F. CARICASULO	Yamaha YZF R6	2'02.767
9	16 J. CLUZEL	Honda CBR600RR	2'02.837
10	99 P. JACOBSEN	MV Agusta F3 675	2'03.028
11	13 A. WEST	Kawasaki ZX-6R	2'03.368
12	65 M. CANDUCCI	Kawasaki ZX-6R	2'03.510
13	25 A. BALDOLINI	Yamaha YZF R6	2'03.544
14	35 S. HILL	Triumph Daytona 675	2'03.749
15	195 M. AL NAIMI	Kawasaki ZX-6R	2'04.082
16	87 L. ZANETTI	MV Agusta F3 675	2'04.170
17	71 C. BERGMAN	Honda CBR600RR	2'04.273
18	26 K. WATANABE	Kawasaki ZX-6R	2'04.376
19	112 S. AL SULAITI	Kawasaki ZX-6R	2'04.409
20	83 L. EPIS	Kawasaki ZX-6R	2'04.412
21	11 C. GAMARINO	Honda CBR600RR	2'04.449
22	63 Z. KHAIRUDDIN	Kawasaki ZX-6R	2'04.828
23	69 X. CARDELUS	Yamaha YZF R6	2'04.955
24	78 H. OKUBO	Honda CBR600RR	2'05.037
25	10 N. CALERO	Kawasaki ZX-6R	2'05.716
26	48 G. SCARCELLA	Honda CBR600RR	2'06.236

SPEED			
1	64 F. CARICASULO	Yamaha YZF R6	276,9
2	65 M. CANDUCCI	Kawasaki ZX-6R	276,2
3	32 S. MORAIS	Yamaha YZF R6	276,2
4	25 A. BALDOLINI	Yamaha YZF R6	276,2
5	144 L. MAHIAS	Yamaha YZF R6	273,4
6	1 K. SOFUOGLU	Kawasaki ZX-6R	272,7
7	4 G. REA	Kawasaki ZX-6R	272,7
8	26 K. WATANABE	Kawasaki ZX-6R	271,4
9	63 Z. KHAIRUDDIN	Kawasaki ZX-6R	270,7
10	69 X. CARDELUS	Yamaha YZF R6	270,7
11	13 A. WEST	Kawasaki ZX-6R	270,7
12	16 J. CLUZEL	Honda CBR600RR	270,7
13	195 M. AL NAIMI	Kawasaki ZX-6R	270,0
14	71 C. BERGMAN	Honda CBR600RR	269,3
15	66 N. TUULI	Yamaha YZF R6	269,3
16	111 K. SMITH	Honda CBR600RR	268,7
17	87 L. ZANETTI	MV Agusta F3 675	268,7
18	48 G. SCARCELLA	Honda CBR600RR	268,7
19	35 S. HILL	Triumph Daytona 675	268,0
20	99 P. JACOBSEN	MV Agusta F3 675	268,0
21	11 C. GAMARINO	Honda CBR600RR	268,0
22	78 H. OKUBO	Honda CBR600RR	267,3
23	81 L. STAPLEFORD	Triumph Daytona 675	266,7
24	112 S. AL SULAITI	Kawasaki ZX-6R	266,0
25	83 L. EPIS	Kawasaki ZX-6R	263,4
26	10 N. CALERO	Kawasaki ZX-6R	262,8

SEG. 1		SEG. 2		SEG. 3		SEG. 4		
1	111 K. SMITH	26.605	1	64 F. CARICASULO	31.258	1	66 N. TUULI	34.210
2	1 K. SOFUOGLU	26.651	2	66 N. TUULI	31.274	2	1 K. SOFUOGLU	34.332
3	4 G. REA	26.676	3	13 A. WEST	31.317	3	111 K. SMITH	34.365
4	16 J. CLUZEL	26.701	4	4 G. REA	31.319	4	4 G. REA	34.370
5	66 N. TUULI	26.749	5	81 L. STAPLEFORD	31.322	5	1 K. SOFUOGLU	34.382
6	64 F. CARICASULO	26.759	6	144 L. MAHIAS	31.324	6	99 P. JACOBSEN	34.389
7	13 A. WEST	26.807	7	111 K. SMITH	31.324	7	64 F. CARICASULO	34.414
8	32 S. MORAIS	26.809	8	1 K. SOFUOGLU	31.421	8	16 J. CLUZEL	34.447
9	144 L. MAHIAS	26.810	9	32 S. MORAIS	31.427	9	64 F. CARICASULO	34.452
10	81 L. STAPLEFORD	26.870	10	16 J. CLUZEL	31.449	10	25 A. BALDOLINI	34.510
11	99 P. JACOBSEN	26.880	11	65 M. CANDUCCI	31.514	11	13 A. WEST	34.527
12	26 K. WATANABE	26.939	12	99 P. JACOBSEN	31.566	12	99 P. JACOBSEN	34.548
13	25 A. BALDOLINI	26.996	13	26 K. WATANABE	31.598	13	65 M. CANDUCCI	34.590
14	65 M. CANDUCCI	26.998	14	83 L. EPIS	31.599	14	35 S. HILL	34.661
15	71 C. BERGMAN	27.041	15	25 A. BALDOLINI	31.602	15	87 L. ZANETTI	34.747
16	87 L. ZANETTI	27.041	16	35 S. HILL	31.604	16	71 C. BERGMAN	34.849
17	195 M. AL NAIMI	27.074	17	87 L. ZANETTI	31.657	17	195 M. AL NAIMI	34.854
18	35 S. HILL	27.084	18	11 C. GAMARINO	31.726	18	78 H. OKUBO	34.870
19	112 S. AL SULAITI	27.195	19	195 M. AL NAIMI	31.727	19	69 X. CARDELUS	34.873
20	83 L. EPIS	27.203	20	63 Z. KHAIRUDDIN	31.801	20	63 Z. KHAIRUDDIN	34.877
21	11 C. GAMARINO	27.220	21	112 S. AL SULAITI	31.806	21	26 K. WATANABE	34.920
22	63 Z. KHAIRUDDIN	27.229	22	71 C. BERGMAN	31.866	22	11 C. GAMARINO	34.949
23	78 H. OKUBO	27.280	23	69 X. CARDELUS	31.895	23	112 S. AL SULAITI	35.000
24	69 X. CARDELUS	27.332	24	78 H. OKUBO	31.992	24	83 L. EPIS	35.034
25	48 G. SCARCELLA	27.465	25	10 N. CALERO	32.063	25	10 N. CALERO	35.261
26	10 N. CALERO	27.656	26	48 G. SCARCELLA	32.188	26	48 G. SCARCELLA	35.319

03/11/2017

These data/results cannot be reproduced, stored and/or transmitted in whole or in part by any manner of electronic, mechanical, photocopying, recording, broadcasting or otherwise now known or herein after developed without the previous express consent by the copyright owner, except for reproduction in daily press and regular printed publications on sale to the public within 60 days of the event related to those data/results and always provided that copyright symbol appears together as follows below.

© DORNA WSBK ORGANIZATION Srl 2017

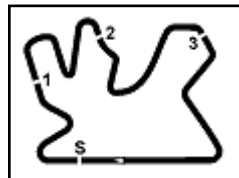
FICR PERUGIA TIMING



Official Tyre Supplier



Official Timekeeper



Qatar Round, 2-3-4 November 2017

World Supersport - Ideal Times Free Practice 3rd Session

Losail International Circuit 5.380 m

Rider No.	Nat	Bike	Seg. 1 Diff. 1	Seg. 2 Diff. 2	Seg. 3 Diff. 3	Seg. 4 Diff. 4	Ideal Time		
							Best Lap	Pos.	Diff.
1 66 N. TUULI	FIN	Yamaha YZF R6	26.749 0.113	31.274 0.060	29.822	34.210	2'02.055 2'02.228	1	0.173
2 111 K. SMITH	GBR	Honda CBR600RR	26.605 0.189	31.324	29.810 0.063	34.365	2'02.104 2'02.356	3	0.252
3 4 G. REA	GBR	Kawasaki ZX-6R	26.676	31.319	29.879	34.382	2'02.256 2'02.256	2	
4 1 K. SOFUOGLU	TUR	Kawasaki ZX-6R	26.651 0.034	31.421 0.003	29.913	34.332 0.044	2'02.317 2'02.398	4	0.081
5 64 F. CARICASULO	ITA	Yamaha YZF R6	26.759 0.047	31.258	30.020 0.197	34.452 0.034	2'02.489 2'02.767	8	0.278
6 32 S. MORAIS	RSA	Yamaha YZF R6	26.809 0.098	31.427	29.851 0.072	34.414	2'02.501 2'02.671	6	0.170
7 144 L. MAHIAS	FRA	Yamaha YZF R6	26.810 0.064	31.324	30.068	34.370 0.029	2'02.572 2'02.665	5	0.093
8 81 L. STAPLEFORD	GBR	Triumph Daytona 675	26.870	31.322	30.058	34.389 0.053	2'02.639 2'02.692	7	0.053
9 16 J. CLUZEL	FRA	Honda CBR600RR	26.701	31.449 0.090	30.095 0.055	34.447	2'02.692 2'02.837	9	0.145
10 13 A. WEST	AUS	Kawasaki ZX-6R	26.807 0.234	31.317 0.259	30.224	34.527	2'02.875 2'03.368	11	0.493
11 99 P. JACOBSEN	USA	MV Agusta F3 675	26.880 0.091	31.566	29.943	34.548	2'02.937 2'03.028	10	0.091
12 65 M. CANDUCCI	ITA	Kawasaki ZX-6R	26.998 0.033	31.514 0.149	30.226	34.590	2'03.328 2'03.510	12	0.182
13 25 A. BALDOLINI	ITA	Yamaha YZF R6	26.996 0.200	31.602	30.226 0.010	34.510	2'03.334 2'03.544	13	0.210
14 35 S. HILL	GBR	Triumph Daytona 675	27.084	31.604 0.120	30.166	34.661 0.114	2'03.515 2'03.749	14	0.234
15 87 L. ZANETTI	ITA	MV Agusta F3 675	27.041	31.657 0.088	30.271 0.077	34.747 0.289	2'03.716 2'04.170	16	0.454
16 26 K. WATANABE	JPN	Kawasaki ZX-6R	26.939 0.251	31.598 0.042	30.311 0.315	34.920	2'03.768 2'04.376	18	0.608
17 195 M. AL NAIMI	QAT	Kawasaki ZX-6R	27.074	31.727 0.042	30.304 0.081	34.854	2'03.959 2'04.082	15	0.123
18 71 C. BERGMAN	SWE	Honda CBR600RR	27.041 0.001	31.866 0.052	30.216 0.121	34.849 0.127	2'03.972 2'04.273	17	0.301
19 11 C. GAMARINO	ITA	Honda CBR600RR	27.220 0.094	31.726 0.130	30.237	34.949 0.093	2'04.132 2'04.449	21	0.317
20 83 L. EPIS	AUS	Kawasaki ZX-6R	27.203 0.073	31.599 0.053	30.450	35.034	2'04.286 2'04.412	20	0.126
21 112 S. AL SULAITI	QAT	Kawasaki ZX-6R	27.195 0.057	31.806	30.345	35.000 0.006	2'04.346 2'04.409	19	0.063
22 63 Z. KHAIRUDDIN	MAS	Kawasaki ZX-6R	27.229 0.314	31.801	30.502 0.064	34.877 0.041	2'04.409 2'04.828	22	0.419
23 78 H. OKUBO	JPN	Honda CBR600RR	27.280 0.192	31.992	30.349 0.130	34.870 0.224	2'04.491 2'05.037	24	0.546
24 69 X. CARDELUS	AND	Yamaha YZF R6	27.332 0.017	31.895	30.699 0.127	34.873 0.012	2'04.799 2'04.955	23	0.156
25 48 G. SCARCELLA	AUS	Honda CBR600RR	27.465	32.188 0.108	30.624 0.428	35.319 0.104	2'05.596 2'06.236	26	0.640
26 10 N. CALERO	ESP	Kawasaki ZX-6R	27.656	32.063	30.736	35.261	2'05.716 2'05.716	25	
Overall Ideal Time			26.605	31.258	29.810	34.210	2'01.883		

03/11/2017

These data/results cannot be reproduced, stored and/or transmitted in whole or in part by any manner of electronic, mechanical, photocopying, recording, broadcasting or otherwise now known or herein after developed without the previous express consent by the copyright owner, except for reproduction in daily press and regular printed publications on sale to the public within 60 days of the event related to those data/results and always provided that copyright symbol appears together as follows below.

© DORNA WSBK ORGANIZATION Srl 2017

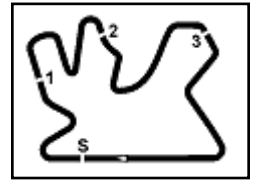
FICR PERUGIA TIMING



Official Tyre Supplier



Official Timekeeper



Qatar Round, 2-3-4 November 2017
World Supersport - Chronological Analysis Free Practice 3rd Session

Losail International Circuit 5.380 m

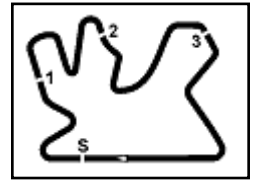
1 / 3

1° 66 N. TUULI (2'02.228)								7° 30.905 33.187 30.385 34.928 2'09.405 270,0 17:15'10.449							
Lap	Seg.1	Seg.2	Seg.3	Seg.4	Lap Time	km/h	Local Time	Lap	Seg.1	Seg.2	Seg.3	Seg.4	Lap Time	km/h	Local Time
17:00'23.205								17:00'33.339							
1	33.194	32.127	31.173	34.910	2'11.404P	131,9	17:02'34.609	1	35.511	36.059	35.161	7'51.051	9'37.782P	142,7	17:10'11.121
2	26.917	31.472	29.974	34.572	2'02.935	268,0	17:04'37.544	2	31.618	31.993	30.300	34.657	2'08.568P	157,2	17:12'19.689
3	28.194	32.129	30.186	34.688	2'05.197	269,3	17:06'42.741	3	27.143	31.407	30.276	34.389	2'03.215	266,7	17:14'22.904
4	26.862	31.334	29.822	34.210	2'02.228	269,3	17:08'44.969	4	26.870	31.322	30.058	34.442	2'02.692	266,7	17:16'25.596
5	27.441	32.856	30.218	1'51.643	3'22.158P	269,3	17:12'07.127								
6	30.938	31.663	30.001	34.560	2'07.162P	145,6	17:14'14.289								
7	26.749	31.274	30.007	34.356	2'02.386	265,4	17:16'16.675								
2° 4 G. REA (2'02.256)								8° 64 F. CARICASULO (2'02.767)							
Lap	Seg.1	Seg.2	Seg.3	Seg.4	Lap Time	km/h	Local Time	Lap	Seg.1	Seg.2	Seg.3	Seg.4	Lap Time	km/h	Local Time
17:00'30.454								17:01'14.391							
1	34.660	32.921	30.462	34.972	2'13.015P	118,3	17:02'43.469	1	31.961	32.197	30.475	34.623	2'09.256P	149,8	17:03'23.647
2	27.653	32.029	30.835	34.861	2'05.378	262,1	17:04'48.847	2	26.953	31.359	30.020	34.485	2'02.817	276,9	17:05'26.464
3	27.049	31.404	29.939	34.501	2'02.893	270,7	17:06'51.740	3	27.046	31.413	30.346	34.531	2'03.336	274,1	17:07'29.800
4	28.204	31.658	29.943	34.497	2'04.302	271,4	17:08'56.042	4	26.806	31.258	30.217	34.486	2'02.767	270,0	17:09'32.567
5	26.676	31.319	29.879	34.382	2'02.256	270,0	17:10'58.298	5	26.759	31.430	30.282	34.452	2'02.923	269,3	17:11'35.490
6	27.617	31.682	30.282	36.079	2'05.660	259,6	17:13'03.958	6	26.783	31.411	30.307	34.549	2'03.050	269,3	17:13'38.540
7	26.897	32.252	30.535	35.285	2'04.969	272,7	17:15'08.927	7	26.939	31.657	30.336	34.531	2'03.463	268,7	17:15'42.003
3° 111 K. SMITH (2'02.356)								9° 16 J. CLUZEL (2'02.837)							
Lap	Seg.1	Seg.2	Seg.3	Seg.4	Lap Time	km/h	Local Time	Lap	Seg.1	Seg.2	Seg.3	Seg.4	Lap Time	km/h	Local Time
17:00'48.632								17:01'03.581							
1	33.649	34.102	31.062	35.291	2'14.104P	125,3	17:03'02.736	1	32.205	32.869	31.029	34.956	2'11.059P	158,1	17:03'14.640
2	26.911	31.548	29.902	34.420	2'02.781	267,3	17:05'05.517	2	26.965	31.645	30.280	34.629	2'03.519	269,3	17:05'18.159
3	26.605	31.388	29.810	34.588	2'02.391C	268,0	17:07'07.908	3	26.753	31.547	30.228	34.485	2'03.013	269,3	17:07'21.172
4	26.749	31.386	29.993	34.410	2'02.538	268,7	17:09'10.446	4	26.701	31.539	30.150	34.447	2'02.837	270,7	17:09'24.009
5	26.794	31.324	29.873	34.365	2'02.356	268,0	17:11'12.802	5	26.832	31.449	30.095	34.482	2'02.858	270,0	17:11'26.867
6	26.739	32.257	30.304	34.613	2'03.913	268,0	17:13'16.715	6	26.861	31.618	30.193	34.592	2'03.264	270,0	17:13'30.131
7	26.824	33.182	30.359	34.830	2'05.195	268,0	17:15'21.910	7	26.808	31.582	30.207	34.460	2'03.057	270,0	17:15'33.188
4° 1 K. SOFUOGLU (2'02.398)								10° 99 P. JACOBSEN (2'03.028)							
Lap	Seg.1	Seg.2	Seg.3	Seg.4	Lap Time	km/h	Local Time	Lap	Seg.1	Seg.2	Seg.3	Seg.4	Lap Time	km/h	Local Time
16:59'57.157								17:00'33.036							
1	38.297	32.204	30.608	35.220	2'16.329P	145,7	17:02'13.486	1	32.608	32.723	31.089	35.523	2'11.943P	154,1	17:02'44.979
2	26.903	31.855	30.110	34.748	2'03.616	268,0	17:04'17.102	2	27.058	31.598	29.987	34.768	2'03.411	266,7	17:04'48.390
3	26.782	31.845	29.928	34.499	2'03.054	268,7	17:06'20.156	3	26.971	31.566	29.943	34.548	2'03.028	266,0	17:06'51.418
4	26.685	31.421	29.976	34.546	2'02.628	268,7	17:08'22.784	4	26.880	31.764	30.131	34.730	2'03.505	267,3	17:08'54.923
5	26.821	31.431	29.940	34.332	2'02.524	268,7	17:10'25.308	5	26.945	31.756	29.997	34.677	2'03.375	267,3	17:10'58.298
6	29.556	32.529	32.589	34.701	2'09.375	272,7	17:12'34.683	6	27.199	31.767	30.302	34.874	2'04.142	266,7	17:13'02.440
7	26.651	31.453	30.154	34.624	2'02.882	268,7	17:14'37.565	7	26.998	31.566	30.392	34.679	2'03.635	268,0	17:15'06.075
8	26.685	31.424	29.913	34.376	2'02.398	268,7	17:16'39.963								
5° 144 L. MAHIAS (2'02.665)								11° 13 A. WEST (2'03.368)							
Lap	Seg.1	Seg.2	Seg.3	Seg.4	Lap Time	km/h	Local Time	Lap	Seg.1	Seg.2	Seg.3	Seg.4	Lap Time	km/h	Local Time
17:01'13.996								17:00'06.566							
1	32.137	32.213	30.411	34.743	2'09.504P	138,3	17:03'23.500	1	32.255	32.489	31.194	35.500	2'11.438P	153,6	17:02'18.004
2	26.874	31.324	30.068	34.399	2'02.665	268,7	17:05'26.165	2	27.186	31.612	30.363	34.901	2'04.062	265,4	17:04'22.066
3	27.585	31.581	30.190	34.560	2'03.916	269,3	17:07'30.081	3	27.041	31.576	30.224	34.527	2'03.368	267,3	17:06'25.434
4	27.091	31.554	30.701	34.691	2'04.037	273,4	17:09'34.118	4	26.807	31.533	30.526	34.630	2'03.496	270,7	17:08'28.930
5	26.856	31.519	30.125	34.536	2'03.036	268,7	17:11'37.154	5	26.978	31.542	30.274	35.102	2'03.896	266,0	17:10'32.826
6	26.810	31.409	30.123	34.370	2'02.712	269,3	17:13'39.866	6	27.134	31.317	30.453	34.698	2'03.602	263,4	17:12'36.428
6° 32 S. MORAIS (2'02.671)								12° 65 M. CANDUCCI (2'03.510)							
Lap	Seg.1	Seg.2	Seg.3	Seg.4	Lap Time	km/h	Local Time	Lap	Seg.1	Seg.2	Seg.3	Seg.4	Lap Time	km/h	Local Time
17:00'31.162								17:00'03.148							
1	33.839	33.722	31.085	35.510	2'14.156P	143,8	17:02'45.318	1	32.789	32.625	30.748	35.009	2'11.171P	146,3	17:02'14.319
2	27.087	31.653	30.307	35.033	2'04.080	275,5	17:04'49.398	2	27.061	32.314	30.622	34.985	2'04.982	270,7	17:04'19.301
3	26.997	31.544	29.851	34.441	2'02.833	276,2	17:06'52.231	3	26.998	31.515	30.335	34.835	2'03.683	276,2	17:06'22.984
4	26.907	31.427	29.923	34.414	2'02.671	276,2	17:08'54.902	4	27.121	31.656	30.460	34.791	2'04.028	268,7	17:08'27.012
5	26.809	31.552	30.021	34.433	2'02.815	272,7	17:10'57.717	5	28.021	31.809	30.678	35.346	2'05.854	267,3	17:10'32.866
6	26.909	31.610	30.238	34.570	2'03.327	271,4	17:13'01.044	6	27.247	31.514	30.368	34.622	2'03.751	270,0	17:12'36.617
								7	27.031	31.663	30.226	34.590	2'03.510	274,8	17:14'40.127

03/11/2017 P = Pits In/Out - C = Lap-Time Cancelled

These data/results cannot be reproduced, stored and/or transmitted in whole or in part by any manner of electronic, mechanical, photocopying, recording, broadcasting or otherwise now known or herein after developed without the previous express consent by the copyright owner, except for reproduction in daily press and regular printed publications on sale to the public within 60 days of the event related to those data/results and always provided that copyright symbol appears together as follows below.

© DORNA WSBK ORGANIZATION Srl 2017



Qatar Round, 2-3-4 November 2017

World Supersport - Chronological Analysis Free Practice 3rd Session

Losail International Circuit 5.380 m

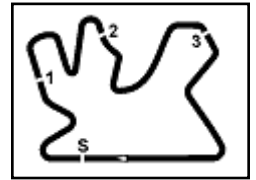
2 / 3

Lap	Seg.1	Seg.2	Seg.3	Seg.4	Lap Time	km/h	Local Time	Lap	Seg.1	Seg.2	Seg.3	Seg.4	Lap Time	km/h	Local Time																																																																																																																																																								
13° 25 A. BALDOLINI (2'03.544)								19° 112 S. AL SULAITI (2'04.409)																																																																																																																																																															
1	33.522	32.472	30.700	35.061	2'11.755P	140,8	17:02'15.614	1	31.478	33.265	31.603	36.566	2'12.912P	159,3	17:02'21.270																																																																																																																																																								
2	29.790	31.779	30.226	34.829	2'06.624	272,7	17:04'22.238	2	27.563	31.990	30.393	35.038	2'04.984	263,4	17:04'26.254																																																																																																																																																								
3	27.196	31.602	30.236	34.510	2'03.544	274,8	17:06'25.782	3	28.160	31.860	30.491	35.060	2'05.571	266,0	17:06'31.825																																																																																																																																																								
4	26.996	31.640	30.338	34.582	2'03.556	276,2	17:08'29.338	4	27.252	31.806	30.345	35.006	2'04.409	264,7	17:08'36.234																																																																																																																																																								
5	27.348	31.874	30.291	34.699	2'04.212	274,8	17:10'33.550	5	27.267	31.847	30.444	35.061	2'04.619	262,8	17:10'40.853																																																																																																																																																								
6	27.185	31.615	30.309	34.626	2'03.735	270,0	17:12'37.285	6	27.195	31.900	30.400	35.000	2'04.495	263,4	17:12'45.348																																																																																																																																																								
7	27.036	31.769	30.369	34.688	2'03.862	271,4	17:14'41.147	7	27.362	37.873	30.501	35.119	2'10.855	262,8	17:14'56.203																																																																																																																																																								
8	27.242	31.718	30.488	35.029	2'04.477	272,7	17:16'45.624	8	27.221	32.121	30.579	35.639	2'05.560	266,0	17:17'01.763																																																																																																																																																								
14° 35 S. HILL (2'03.749)								20° 83 L. EPIS (2'04.412)																																																																																																																																																															
1	31.738	32.626	30.928	34.915	2'10.207P	153,8	17:02'24.941	1	31.912	32.754	31.482	35.783	2'11.931P	154,5	17:02'18.403																																																																																																																																																								
2	28.001	31.834	30.391	34.818	2'05.044	266,0	17:04'29.985	2	28.005	31.784	30.484	35.409	2'05.682	263,4	17:04'24.085																																																																																																																																																								
3	27.539	32.789	30.514	34.661	2'05.503	268,0	17:06'35.488	3	27.437	31.599	30.510	35.210	2'04.756	262,1	17:06'28.841																																																																																																																																																								
4	27.185	31.704	30.204	34.873	2'03.966	267,3	17:08'39.454	4	27.778	32.317	31.246	37.754	2'09.095	262,8	17:08'37.936																																																																																																																																																								
5	27.084	31.724	30.166	34.775	2'03.749	264,7	17:10'43.203	5	27.347	31.731	30.461	35.119	2'04.658	261,5	17:10'42.594																																																																																																																																																								
6	27.162	31.604	30.285	34.755	2'03.806	266,0	17:12'47.009	6	27.276	31.652	30.450	35.034	2'04.412	262,1	17:12'47.006																																																																																																																																																								
7	27.103	33.097	30.752	35.737	2'06.689	264,1	17:14'53.698	7	27.203	32.011	30.525	35.089	2'04.828	262,8	17:14'51.834																																																																																																																																																								
8	27.175	31.609	30.185	34.916	2'03.885	266,7	17:16'57.583	8	27.497	31.796	30.594	35.223	2'05.110	260,2	17:16'56.944																																																																																																																																																								
15° 195 M. AL NAIMI (2'04.082)								21° 11 C. GAMARINO (2'04.449)																																																																																																																																																															
1	32.878	33.424	30.880	35.310	2'12.492P	154,5	17:02'23.541	1	34.772	34.322	32.668	35.589	2'17.351P	153,0	17:02'36.014																																																																																																																																																								
2	27.266	31.874	30.628	34.966	2'04.734	266,7	17:04'28.275	2	27.840	32.181	30.600	35.071	2'05.692	266,7	17:04'41.706																																																																																																																																																								
3	27.252	31.727	30.304	34.999	2'04.282	268,0	17:06'32.557	3	27.506	32.463	30.530	35.116	2'05.615	266,7	17:06'47.321																																																																																																																																																								
4	27.074	31.769	30.385	34.854	2'04.082	270,0	17:08'36.639	4	27.314	31.856	30.237	35.042	2'04.449	264,7	17:08'51.770																																																																																																																																																								
5	39.027	43.916	37.327	36.420	2'36.690	270,0	17:11'13.329	5	27.325	31.726	30.461	34.997	2'04.509	266,0	17:10'56.279																																																																																																																																																								
6	27.145	31.865	30.515	34.891	2'04.416	269,3	17:13'17.745	6	29.289	32.540	30.395	34.969	2'07.193	266,7	17:12'03.472																																																																																																																																																								
16° 87 L. ZANETTI (2'04.170)								22° 63 Z. KHAIRUDDIN (2'04.828)																																																																																																																																																															
1	32.529	32.302	30.546	35.892	2'11.269P	151,3	17:02'15.667	1	33.921	33.208	30.952	35.633	2'13.714P	153,8	17:02'48.656																																																																																																																																																								
2	27.282	31.982	30.307	35.225	2'04.796	263,4	17:04'20.463	2	27.229	32.064	30.624	34.994	2'04.911	268,0	17:04'53.567																																																																																																																																																								
3	27.540	31.948	30.572	34.896	2'04.956	264,1	17:06'25.419	3	30.271	35.272	32.186	37.520	2'15.249	268,0	17:07'08.816																																																																																																																																																								
4	27.165	31.657	30.471	35.034	2'04.327	263,4	17:08'29.746	4	27.272	31.874	30.579	2'11.360	3'41.085P	268,0	17:10'49.901																																																																																																																																																								
5	27.294	32.094	30.271	34.747	2'04.406	268,7	17:10'34.152	5	38.049	32.123	30.502	34.877	2'15.551P	134,2	17:13'05.452																																																																																																																																																								
6	27.041	31.745	30.348	35.036	2'04.170	266,0	17:12'38.322	6	27.543	31.801	30.566	34.918	2'04.828	270,7	17:15'10.280																																																																																																																																																								
7	27.439	32.109	30.436	35.266	2'05.250	265,4	17:14'43.572	23° 69 X. CARDELUS (2'04.955)																																																																																																																																																															
8	27.275	31.886	30.510	35.090	2'04.761	263,4	17:16'48.333	1	32.817	32.957	31.450	35.101	2'12.325P	153,4	17:02'19.171	2	27.682	32.394	34.681	34.917	2'09.674	269,3	17:04'28.845	3	27.349	31.895	30.826	34.885	2'04.955	270,7	17:06'33.800	4	27.332	32.272	30.775	36.460	2'06.839	269,3	17:08'40.639	5	27.338	31.926	30.929	35.239	2'05.432	266,0	17:10'46.071	6	32.850	32.535	30.823	35.004	2'11.212	267,3	17:12'57.283	7	27.436	32.129	30.699	34.873	2'05.137	266,7	17:15'02.420	17° 71 C. BERGMAN (2'04.273)								24° 78 H. OKUBO (2'05.037)								1	35.907	34.942	32.197	36.652	2'19.698P	117,4	17:02'27.292	1	32.855	32.784	30.878	36.122	2'12.639P	150,6	17:02'21.330	2	27.396	32.279	30.518	35.107	2'05.300	266,7	17:04'32.592	2	27.190	31.640	30.626	34.920	2'04.376	268,7	17:04'25.706	3	27.102	31.957	30.216	35.111	2'04.386	266,7	17:06'36.978	18° 26 K. WATANABE (2'04.376)								4	30.457	32.907	30.726	34.849	2'08.939	269,3	17:08'45.917	5	27.041	31.985	30.455	34.989	2'04.470	267,3	17:10'50.387	6	27.165	31.879	30.342	35.018	2'04.404	264,7	17:12'54.791	7	27.176	31.866	30.322	35.079	2'04.443	265,4	17:14'59.234	8	27.042	31.918	30.337	34.976	2'04.273	265,4	17:17'03.507
1	32.817	32.957	31.450	35.101	2'12.325P	153,4	17:02'19.171																																																																																																																																																																
2	27.682	32.394	34.681	34.917	2'09.674	269,3	17:04'28.845																																																																																																																																																																
3	27.349	31.895	30.826	34.885	2'04.955	270,7	17:06'33.800																																																																																																																																																																
4	27.332	32.272	30.775	36.460	2'06.839	269,3	17:08'40.639																																																																																																																																																																
5	27.338	31.926	30.929	35.239	2'05.432	266,0	17:10'46.071																																																																																																																																																																
6	32.850	32.535	30.823	35.004	2'11.212	267,3	17:12'57.283																																																																																																																																																																
7	27.436	32.129	30.699	34.873	2'05.137	266,7	17:15'02.420																																																																																																																																																																
17° 71 C. BERGMAN (2'04.273)								24° 78 H. OKUBO (2'05.037)																																																																																																																																																															
1	35.907	34.942	32.197	36.652	2'19.698P	117,4	17:02'27.292	1	32.855	32.784	30.878	36.122	2'12.639P	150,6	17:02'21.330																																																																																																																																																								
2	27.396	32.279	30.518	35.107	2'05.300	266,7	17:04'32.592	2	27.190	31.640	30.626	34.920	2'04.376	268,7	17:04'25.706																																																																																																																																																								
3	27.102	31.957	30.216	35.111	2'04.386	266,7	17:06'36.978	18° 26 K. WATANABE (2'04.376)																																																																																																																																																															
4	30.457	32.907	30.726	34.849	2'08.939	269,3	17:08'45.917	5	27.041	31.985	30.455	34.989	2'04.470	267,3	17:10'50.387	6	27.165	31.879	30.342	35.018	2'04.404	264,7	17:12'54.791	7	27.176	31.866	30.322	35.079	2'04.443	265,4	17:14'59.234	8	27.042	31.918	30.337	34.976	2'04.273	265,4	17:17'03.507																																																																																																																																
5	27.041	31.985	30.455	34.989	2'04.470	267,3	17:10'50.387																																																																																																																																																																
6	27.165	31.879	30.342	35.018	2'04.404	264,7	17:12'54.791																																																																																																																																																																
7	27.176	31.866	30.322	35.079	2'04.443	265,4	17:14'59.234																																																																																																																																																																
8	27.042	31.918	30.337	34.976	2'04.273	265,4	17:17'03.507																																																																																																																																																																

03/11/2017 P = Pits In/Out - C = Lap-Time Cancelled

These data/results cannot be reproduced, stored and/or transmitted in whole or in part by any manner of electronic, mechanical, photocopying, recording, broadcasting or otherwise now known or herein after developed without the previous express consent by the copyright owner, except for reproduction in daily press and regular printed publications on sale to the public within 60 days of the event related to those data/results and always provided that copyright symbol appears together as follows below.

© DORNA WSBK ORGANIZATION Srl 2017



Qatar Round, 2-3-4 November 2017

World Supersport - Chronological Analysis Free Practice 3rd Session

									16:59'59.594
1	36.187	32.196	30.720	35.063	2'14.166P	142,5	17:02'13.760		
2	27.280	32.495	30.599	35.034	2'05.408	267,3	17:04'19.168		
3	27.472	31.992	30.479	35.094	2'05.037	263,4	17:06'24.205		
4	27.493	32.026	30.774	34.870	2'05.163	264,7	17:08'29.368		
5	27.559	32.420	30.425	35.047	2'05.451	266,7	17:10'34.819		
6	27.496	32.138	30.820	35.342	2'05.796	266,7	17:12'40.615		
7	36.169	32.403	30.848	35.261	2'14.681	264,7	17:14'55.296		
8	27.716	32.023	30.349	34.986	2'05.074	266,0	17:17'00.370		

25°		10 N. CALERO (2'05.716)						
Lap	Seg.1	Seg.2	Seg.3	Seg.4	Lap Time	km/h	Local Time	
							17:00'36.115	
1	33.087	33.265	30.916	35.705	2'12.973P	155,8	17:02'49.088	
2	27.656	32.063	30.736	35.261	2'05.716	262,8	17:04'54.804	
3	27.960	34.124	32.173	1'34.709	3'08.966P	262,8	17:08'03.770	
4	34.103	36.382	32.058	38.540	2'21.083P		17:10'24.853	

26°		48 G. SCARCELLA (2'06.236)						
Lap	Seg.1	Seg.2	Seg.3	Seg.4	Lap Time	km/h	Local Time	
							17:00'12.562	
1	33.876	34.018	32.009	36.306	2'16.209P	152,5	17:02'28.771	
2	28.515	32.938	30.951	35.431	2'07.835	262,8	17:04'36.606	
3	27.465	32.296	31.052	35.423	2'06.236	262,8	17:06'42.842	
4	27.942	32.188	30.918	35.319	2'06.367	263,4	17:08'49.209	
5	27.496	32.591	30.959	36.030	2'07.076	262,8	17:10'56.285	
6	27.596	32.818	30.624	35.362	2'06.400	261,5	17:13'02.685	
7	27.807	32.388	31.099	35.882	2'07.176	268,7	17:15'09.861	

03/11/2017

P = Pits In/Out - C = Lap-Time Cancelled

These data/results cannot be reproduced, stored and/or transmitted in whole or in part by any manner of electronic, mechanical, photocopying, recording, broadcasting or otherwise now known or herein after developed without the previous express consent by the copyright owner, except for reproduction in daily press and regular printed publications on sale to the public within 60 days of the event related to those data/results and always provided that copyright symbol appears together as follows below.

© DORNA WSBK ORGANIZATION Srl 2017

FIKR PERUGIA TIMING



Official Tyre Supplier




Official Timekeeper


Qatar Round, 2-3-4 November 2017
World Supersport - Weather Report Free Practice 3rd Session
 Session started 17:00 - Session ended 17:17

Losail International Circuit 5.380 m


Air Temperature




Track Temperature



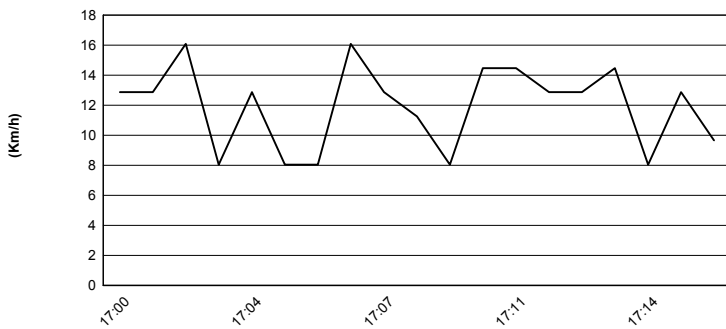
Air Pressure



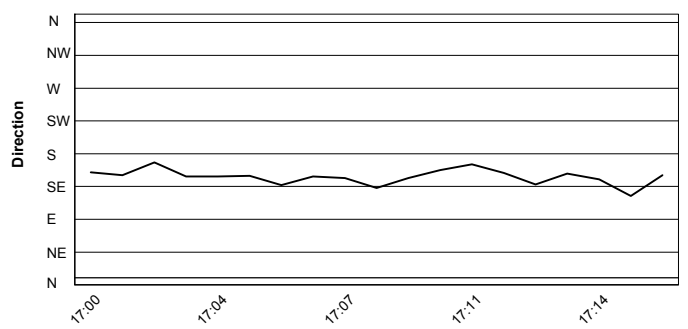
Humidity



Wind Speed



Wind Direction



03/11/2017

These data/results cannot be reproduced, stored and/or transmitted in whole or in part by any manner of electronic, mechanical, photocopying, recording, broadcasting or otherwise now known or herein after developed without the previous express consent by the copyright owner, except for reproduction in daily press and regular printed publications on sale to the public within 60 days of the event related to those data/results and always provided that copyright symbol appears together as follows below.

© DORNA WSBK ORGANIZATION Srl 2017