



Qatar Round, 2-3-4 November 2017

World Supersport - Results Superpole 1

Losail International Circuit 5.380 m

1 / 2

No.	Rider	Nat	Team	Bike	Time	Gap	Rel.	Laps	Speed	
									Avg	Max
1*	99 P. JACOBSEN	USA	MV Agusta Reparto Corse	MV Agusta F3 675	2'01.757			6	159,071	267,3
2*	32 S. MORAIS	RSA	Kallio Racing	Yamaha YZF R6	2'01.795	0.038	0.038	7	159,021	273,4
3	4 G. REA	GBR	Team Kawasaki Go Eleven	Kawasaki ZX-6R	2'02.355	0.598	0.560	7	158,293	273,4
4	71 C. BERGMAN	SWE	CIA Landlord Insurance Honda	Honda CBR600RR	2'02.397	0.640	0.042	6	158,239	268,0
5	87 L. ZANETTI	ITA	Team Factory Vamag	MV Agusta F3 675	2'02.544	0.787	0.147	7	158,049	276,9
6	25 A. BALDOLINI	ITA	Race Department ATK#25	Yamaha YZF R6	2'02.754	0.997	0.210	6	157,779	275,5
7	26 K. WATANABE	JPN	Team Kawasaki Go Eleven	Kawasaki ZX-6R	2'02.861	1.104	0.107	7	157,642	270,7
8	112 S. AL SULAITI	QAT	QMMF Racing	Kawasaki ZX-6R	2'02.880	1.123	0.019	6	157,617	262,8
9	63 Z. KHAIRUDDIN	MAS	Orelac Racing VerdNatura	Kawasaki ZX-6R	2'02.923	1.166	0.043	6	157,562	270,7
10	35 S. HILL	GBR	Profile Racing	Triumph Daytona 675	2'02.942	1.185	0.019	7	157,538	272,7
11	78 H. OKUBO	JPN	CIA Landlord Insurance Honda	Honda CBR600RR	2'02.986	1.229	0.044	7	157,481	266,7
12	195 M. AL NAIMI	QAT	QMMF Racing	Kawasaki ZX-6R	2'03.190	1.433	0.204	7	157,221	270,0
13	69 X. CARDELUS	AND	Race Department ATK#25	Yamaha YZF R6	2'03.225	1.468	0.035	6	157,176	268,0
14	83 L. EPIS	AUS	Response RE Racing	Kawasaki ZX-6R	2'03.576	1.819	0.351	7	156,729	260,9
15	48 G. SCARCELLA	AUS	GEMAR Team Lorini	Honda CBR600RR	2'04.240	2.483	0.664	6	155,892	265,4
16	10 N. CALERO	ESP	Orelac Racing VerdNatura	Kawasaki ZX-6R	2'13.310	11.553	9.070	5	145,285	264,1

* Qualified to Superpole 2

AIR	Humidity:	64%	Temp:	29°C
TRACK	Condition:	Dry	Temp:	29°C

Records	Pole (QP)	2015	K.Sofuoglu	2'00.989	160,080	Km/h
	Race (RC)	2014	J.Cluzel	2'01.999	158,760	Km/h
	Circuit (QP)	2015	K.Sofuoglu	2'00.989	160,080	Km/h

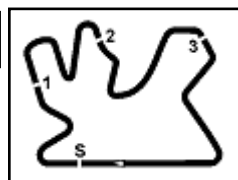
Start
03/11/2017 19.30

End
19:47

The results are provisional until the end of the time limit for protests and appeals and the completion of the technical checks.

These data/results cannot be reproduced, stored and/or transmitted in whole or in part by any manner of electronic, mechanical, photocopying, recording, broadcasting or otherwise now known or herein after developed without the previous express consent by the copyright owner, except for reproduction in daily press and regular printed publications on sale to the public within 60 days of the event related to those data/results and always provided that copyright symbol appears together as follows below.

© DORNA WSBK ORGANIZATION Srl 2017



Qatar Round, 2-3-4 November 2017

World Supersport - Results Superpole 1

Session Highlights

Local Time	No. Rider	Description
19.30.00		Start
19.46.04	63 Z. KHAIRUDDIN	Crashed - Turn 7
19.47.17		End Of Session

Fastest Laps Sequence

No.	Rider	Nat	Team	Bike	Local Time	Time	Gap	Avg
83	L. EPIS	AUS	Response RE Racing	Kawasaki ZX-6R	19:34'21.304	2'04.471		155,603
195	M. AL NAIMI	QAT	QMMF Racing	Kawasaki ZX-6R	19:34'22.951	2'03.537	-0.934	156,779
99	P. JACOBSEN	USA	MV Agusta Reparto Corse	MV Agusta F3 675	19:34'31.590	2'02.584	-0.953	157,998
4	G. REA	GBR	Team Kawasaki Go Eleven	Kawasaki ZX-6R	19:34'31.996	2'02.434	-0.150	158,191
32	S. MORAIS	RSA	Kallio Racing	Yamaha YZF R6	19:42'19.435	2'01.795	-0.639	159,021
99	P. JACOBSEN	USA	MV Agusta Reparto Corse	MV Agusta F3 675	19:42'47.600	2'01.757	-0.038	159,071

03/11/2017 Start End The results are provisional until the end of the time limit for protests and appeals
19.30 19:47 and the completion of the technical checks.

These data/results cannot be reproduced, stored and/or transmitted in whole or in part by any manner of electronic, mechanical, photocopying, recording, broadcasting or otherwise now known or herein after developed without the previous express consent by the copyright owner, except for reproduction in daily press and regular printed publications on sale to the public within 60 days of the event related to those data/results and always provided that copyright symbol appears together as follows below.

© DORNA WSBK ORGANIZATION Srl 2017

Qatar Round, 2-3-4 November 2017

World Supersport - Best Sector & Speed Superpole 1

Losail International Circuit 5.380 m

BEST LAP		
1	99 P. JACOBSEN	MV Agusta F3 675 2'01.757
2	32 S. MORAIS	Yamaha YZF R6 2'01.795
3	4 G. REA	Kawasaki ZX-6R 2'02.355
4	71 C. BERGMAN	Honda CBR600RR 2'02.397
5	87 L. ZANETTI	MV Agusta F3 675 2'02.544
6	25 A. BALDOLINI	Yamaha YZF R6 2'02.754
7	26 K. WATANABE	Kawasaki ZX-6R 2'02.861
8	112 S. AL SULAITI	Kawasaki ZX-6R 2'02.880
9	63 Z. KHAIRUDDIN	Kawasaki ZX-6R 2'02.923
10	35 S. HILL	Triumph Daytona 675 2'02.942
11	78 H. OKUBO	Honda CBR600RR 2'02.986
12	195 M. AL NAIMI	Kawasaki ZX-6R 2'03.190
13	69 X. CARDELUS	Yamaha YZF R6 2'03.225
14	83 L. EPIS	Kawasaki ZX-6R 2'03.576
15	48 G. SCARCELLA	Honda CBR600RR 2'04.240
16	10 N. CALERO	Kawasaki ZX-6R 2'13.310

SPEED		
1	87 L. ZANETTI	MV Agusta F3 675 276,9
2	25 A. BALDOLINI	Yamaha YZF R6 275,5
3	4 G. REA	Kawasaki ZX-6R 273,4
4	32 S. MORAIS	Yamaha YZF R6 273,4
5	35 S. HILL	Triumph Daytona 675 272,7
6	63 Z. KHAIRUDDIN	Kawasaki ZX-6R 270,7
7	26 K. WATANABE	Kawasaki ZX-6R 270,7
8	195 M. AL NAIMI	Kawasaki ZX-6R 270,0
9	69 X. CARDELUS	Yamaha YZF R6 268,0
10	71 C. BERGMAN	Honda CBR600RR 268,0
11	99 P. JACOBSEN	MV Agusta F3 675 267,3
12	78 H. OKUBO	Honda CBR600RR 266,7
13	48 G. SCARCELLA	Honda CBR600RR 265,4
14	10 N. CALERO	Kawasaki ZX-6R 264,1
15	112 S. AL SULAITI	Kawasaki ZX-6R 262,8
16	83 L. EPIS	Kawasaki ZX-6R 260,9

SEG. 1	
1	32 S. MORAIS 26.504
2	4 G. REA 26.658
3	99 P. JACOBSEN 26.670
4	26 K. WATANABE 26.722
5	71 C. BERGMAN 26.756
6	63 Z. KHAIRUDDIN 26.786
7	112 S. AL SULAITI 26.849
8	78 H. OKUBO 26.856
9	87 L. ZANETTI 26.915
10	25 A. BALDOLINI 26.925
11	195 M. AL NAIMI 26.932
12	35 S. HILL 26.946
13	69 X. CARDELUS 26.967
14	83 L. EPIS 27.059
15	48 G. SCARCELLA 27.309
16	10 N. CALERO 27.830

SEG. 2	
1	32 S. MORAIS 31.054
2	99 P. JACOBSEN 31.113
3	26 K. WATANABE 31.184
4	71 C. BERGMAN 31.206
5	4 G. REA 31.239
6	112 S. AL SULAITI 31.338
7	83 L. EPIS 31.371
8	78 H. OKUBO 31.402
9	35 S. HILL 31.403
10	63 Z. KHAIRUDDIN 31.417
11	69 X. CARDELUS 31.433
12	87 L. ZANETTI 31.455
13	195 M. AL NAIMI 31.456
14	25 A. BALDOLINI 31.492
15	48 G. SCARCELLA 31.688
16	10 N. CALERO 32.939

SEG. 3	
1	99 P. JACOBSEN 29.669
2	71 C. BERGMAN 29.724
3	32 S. MORAIS 29.740
4	87 L. ZANETTI 29.756
5	4 G. REA 29.823
6	78 H. OKUBO 29.863
7	63 Z. KHAIRUDDIN 29.885
8	25 A. BALDOLINI 29.915
9	35 S. HILL 29.917
10	26 K. WATANABE 30.005
11	195 M. AL NAIMI 30.054
12	112 S. AL SULAITI 30.059
13	83 L. EPIS 30.136
14	69 X. CARDELUS 30.294
15	48 G. SCARCELLA 30.375
16	10 N. CALERO 31.565

SEG. 4	
1	99 P. JACOBSEN 34.305
2	87 L. ZANETTI 34.335
3	78 H. OKUBO 34.347
4	32 S. MORAIS 34.377
5	25 A. BALDOLINI 34.422
6	63 Z. KHAIRUDDIN 34.426
7	4 G. REA 34.447
8	69 X. CARDELUS 34.480
9	35 S. HILL 34.546
10	195 M. AL NAIMI 34.580
11	112 S. AL SULAITI 34.634
12	26 K. WATANABE 34.705
13	71 C. BERGMAN 34.711
14	48 G. SCARCELLA 34.868
15	83 L. EPIS 34.974
16	10 N. CALERO 35.775

03/11/2017

These data/results cannot be reproduced, stored and/or transmitted in whole or in part by any manner of electronic, mechanical, photocopying, recording, broadcasting or otherwise now known or herein after developed without the previous express consent by the copyright owner, except for reproduction in daily press and regular printed publications on sale to the public within 60 days of the event related to those data/results and always provided that copyright symbol appears together as follows below.

© DORNA WSBK ORGANIZATION Srl 2017

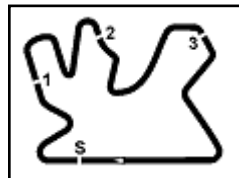
FICR PERUGIA TIMING



Official Tyre Supplier



Official Timekeeper



Qatar Round, 2-3-4 November 2017

World Supersport - Ideal Times Superpole 1

Rider No.	Nat	Bike	Seg. 1 Diff. 1	Seg. 2 Diff. 2	Seg. 3 Diff. 3	Seg. 4 Diff. 4	Ideal Time			
							Best Lap	Pos.	Diff.	
1	32 S. MORAIS	RSA	Yamaha YZF R6	26.504	31.054	29.740	34.377 0.120	2'01.675 2'01.795	2	0.120
2	99 P. JACOBSEN	USA	MV Agusta F3 675	26.670	31.113	29.669	34.305	2'01.757 2'01.757	1	
3	4 G. REA	GBR	Kawasaki ZX-6R	26.658 0.071	31.239	29.823	34.447 0.117	2'02.167 2'02.355	3	0.188
4	71 C. BERGMAN	SWE	Honda CBR600RR	26.756	31.206	29.724	34.711	2'02.397 2'02.397	4	
5	87 L. ZANETTI	ITA	MV Agusta F3 675	26.915	31.455 0.083	29.756	34.335	2'02.461 2'02.544	5	0.083
6	78 H. OKUBO	JPN	Honda CBR600RR	26.856	31.402 0.082	29.863 0.126	34.347 0.310	2'02.468 2'02.986	11	0.518
7	63 Z. KHAIRUDDIN	MAS	Kawasaki ZX-6R	26.786 0.020	31.417 0.102	29.885 0.278	34.426 0.009	2'02.514 2'02.923	9	0.409
8	26 K. WATANABE	JPN	Kawasaki ZX-6R	26.722	31.184 0.245	30.005	34.705	2'02.616 2'02.861	7	0.245
9	25 A. BALDOLINI	ITA	Yamaha YZF R6	26.925	31.492	29.915	34.422	2'02.754 2'02.754	6	
10	35 S. HILL	GBR	Triumph Daytona 675	26.946	31.403 0.130	29.917	34.546	2'02.812 2'02.942	10	0.130
11	112 S. AL SULAITI	QAT	Kawasaki ZX-6R	26.849	31.338	30.059	34.634	2'02.880 2'02.880	8	
12	195 M. AL NAIMI	QAT	Kawasaki ZX-6R	26.932	31.456	30.054 0.077	34.580 0.091	2'03.022 2'03.190	12	0.168
13	69 X. CARDELUS	AND	Yamaha YZF R6	26.967	31.433	30.294	34.480 0.051	2'03.174 2'03.225	13	0.051
14	83 L. EPIS	AUS	Kawasaki ZX-6R	27.059 0.036	31.371	30.136	34.974	2'03.540 2'03.576	14	0.036
15	48 G. SCARCELLA	AUS	Honda CBR600RR	27.309	31.688	30.375	34.868	2'04.240 2'04.240	15	
16	10 N. CALERO	ESP	Kawasaki ZX-6R	27.830	32.939 0.562	31.565 3.128	35.775 1.511	2'08.109 2'13.310	16	5.201
Overall Ideal Time				26.504	31.054	29.669	34.305	2'01.532		

03/11/2017

These data/results cannot be reproduced, stored and/or transmitted in whole or in part by any manner of electronic, mechanical, photocopying, recording, broadcasting or otherwise now known or herein after developed without the previous express consent by the copyright owner, except for reproduction in daily press and regular printed publications on sale to the public within 60 days of the event related to those data/results and always provided that copyright symbol appears together as follows below.

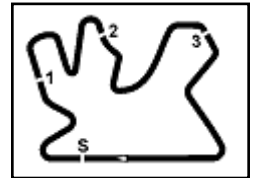
© DORNA WSBK ORGANIZATION Srl 2017

PIRELLI PERUGIA TIMING


Official Tyre Supplier



Official Timekeeper



Qatar Round, 2-3-4 November 2017

World Supersport - Chronological Analysis Superpole 1

Losail International Circuit 5.380 m

1 / 2

1° 99 P. JACOBSEN (2'01.757)								Lap	Seg.1	Seg.2	Seg.3	Seg.4	Lap Time	km/h	Local Time	
Lap	Seg.1	Seg.2	Seg.3	Seg.4	Lap Time	km/h	Local Time									
							19:30'16.985	1	35.158	33.597	30.661	35.109	2'14.525P	270,7	19:32'30.404	19:30'15.879
1	33.206	33.103	30.658	35.054	2'12.021P	129,0	19:32'29.006	2	26.995	31.850	30.173	34.930	2'03.948	270,7	19:34'34.352	19:32'30.404
2	26.855	31.344	29.896	34.489	2'02.584	264,1	19:34'31.590	3	26.815	31.443	30.141	2'42.697	4'11.096P	265,4	19:38'45.448	19:34'34.352
3	27.677	36.978	31.359	2'30.879	4'06.893P	264,7	19:38'38.483	4	30.408	31.184	30.086	34.714	2'06.392P	161,4	19:40'51.840	19:38'45.448
4	30.833	31.851	30.075	34.601	2'07.360P	151,5	19:40'45.843	5	26.874	31.266	30.057	34.783	2'02.980	265,4	19:42'54.820	19:40'51.840
5	26.670	31.113	29.669	34.305	2'01.757	264,1	19:42'47.600	6	26.722	31.429	30.005	34.705	2'02.861	266,0	19:44'57.681	19:42'54.820
6	30.600	34.935	31.939	35.568	2'13.042	265,4	19:45'00.642	7	26.845	31.351	30.006	34.929	2'03.131	266,0	19:47'00.812	19:44'57.681

2° 32 S. MORAIS (2'01.795)								8° 112 S. AL SULAITI (2'02.880)							
Lap	Seg.1	Seg.2	Seg.3	Seg.4	Lap Time	km/h	Local Time	Lap	Seg.1	Seg.2	Seg.3	Seg.4	Lap Time	km/h	Local Time
							19:30'10.609								19:30'40.062
1	31.809	33.542	37.033	38.214	2'20.598P	155,4	19:32'31.207	1	32.213	32.006	30.356	34.974	2'09.549P	146,3	19:32'49.611
2	26.752	31.543	30.115	34.699	2'03.109	273,4	19:34'34.316	2	27.084	31.586	30.123	34.716	2'03.509	262,8	19:34'53.120
3	26.548	31.348	30.003	2'06.114	3'34.013P	273,4	19:38'08.329	3	27.030	31.514	30.291	34.810	2'03.645	262,8	19:36'56.765
4	32.443	32.054	30.437	34.377	2'09.311P	131,4	19:40'17.640	4	27.125	31.512	30.277	2'31.305	4'00.219P	262,1	19:40'56.984
5	26.504	31.054	29.740	34.497	2'01.795	267,3	19:42'19.435	5	31.412	31.607	30.626	34.682	2'08.327P	132,0	19:43'05.311
6	30.952	34.888	34.759	43.004	2'23.603	268,0	19:44'43.038	6	26.849	31.338	30.059	34.634	2'02.880	262,1	19:45'08.191
7	26.852	31.421	29.990	34.423	2'02.686	270,0	19:46'45.724								

3° 4 G. REA (2'02.355)								9° 63 Z. KHAIRUDDIN (2'02.923)							
Lap	Seg.1	Seg.2	Seg.3	Seg.4	Lap Time	km/h	Local Time	Lap	Seg.1	Seg.2	Seg.3	Seg.4	Lap Time	km/h	Local Time
							19:30'15.743								19:30'19.976
1	35.051	33.568	30.530	34.670	2'13.819P	155,4	19:32'29.562	1	33.311	33.059	31.206	35.029	2'12.605P	154,3	19:32'32.581
2	26.658	31.464	29.865	34.447	2'02.434	273,4	19:34'31.996	2	26.807	31.417	30.856	34.725	2'03.805	270,7	19:34'36.386
3	27.998	32.040	30.562	2'41.537	4'12.137P	268,0	19:38'44.133	3	26.786	31.914	29.885	34.426	2'03.011	270,7	19:36'39.397
4	30.736	31.385	29.935	34.766	2'06.822P	162,2	19:40'50.955	4	27.569	32.996	31.207	2'15.825	3'47.597P	268,7	19:40'26.994
5	26.674	31.366	29.973	34.649	2'02.662	264,1	19:42'53.617	5	32.421	37.150	31.730	41.773	2'23.074P	159,8	19:42'50.068
6	26.771	31.325	29.914	34.636	2'02.646	266,0	19:44'56.263	6	26.806	31.519	30.163	34.435	2'02.923	268,0	19:44'52.991
7	26.729	31.239	29.823	34.564	2'02.355	264,1	19:46'58.618								

4° 71 C. BERGMAN (2'02.397)								10° 35 S. HILL (2'02.942)							
Lap	Seg.1	Seg.2	Seg.3	Seg.4	Lap Time	km/h	Local Time	Lap	Seg.1	Seg.2	Seg.3	Seg.4	Lap Time	km/h	Local Time
							19:30'04.585								19:30'10.271
1	35.872	35.036	32.000	38.630	2'21.538P	128,0	19:32'26.123	1	32.310	33.496	33.865	40.194	2'19.865P	147,3	19:32'30.136
2	27.247	31.964	30.319	35.077	2'04.607	268,0	19:34'30.730	2	27.078	33.141	31.028	36.057	2'07.304	272,7	19:34'37.440
3	27.039	31.516	30.155	35.044	2'03.754	264,7	19:36'34.484	3	26.946	31.533	29.917	34.546	2'02.942	268,7	19:36'40.382
4	28.590	32.341	30.949	2'47.999	4'19.879P	259,0	19:40'54.363	4	27.016	32.325	31.038	2'18.192	3'48.571P	267,3	19:40'28.953
5	32.042	33.430	31.726	35.052	2'12.250P	149,0	19:43'06.613	5	30.780	37.164	31.707	41.638	2'21.289P	160,5	19:42'50.242
6	26.756	31.206	29.724	34.711	2'02.397	264,7	19:45'09.010	6	26.949	31.403	31.670	36.215	2'06.237	271,4	19:44'56.479
								7	27.085	31.443	30.439	34.611	2'03.578	268,7	19:47'00.057

5° 87 L. ZANETTI (2'02.544)								11° 78 H. OKUBO (2'02.986)							
Lap	Seg.1	Seg.2	Seg.3	Seg.4	Lap Time	km/h	Local Time	Lap	Seg.1	Seg.2	Seg.3	Seg.4	Lap Time	km/h	Local Time
							19:30'05.704								19:30'27.117
1	37.641	33.365	37.517	35.615	2'24.138P	128,0	19:32'29.842	1	31.241	32.362	30.560	35.377	2'09.540P	158,6	19:32'36.657
2	26.915	31.538	29.756	34.335	2'02.544	274,8	19:34'32.386	2	27.002	31.531	30.072	34.552	2'03.157	264,1	19:34'39.814
3	27.355	31.623	30.327	34.791	2'04.096	276,9	19:36'36.482	3	26.856	31.484	29.989	34.657	2'02.986	265,4	19:36'42.800
4	27.489	31.745	30.841	1'53.234	3'23.309P	259,6	19:39'59.791	4	27.534	32.076	30.696	2'28.864	3'59.170P	264,1	19:40'41.970
5	33.208	36.570	32.442	38.039	2'20.259P	159,5	19:42'20.050	5	31.564	31.435	29.863	34.347	2'07.209P	157,7	19:42'49.179
6	28.444	35.257	35.865	42.657	2'22.223	270,0	19:44'42.273	6	27.047	31.942	31.764	36.995	2'07.748	264,1	19:44'56.927
7	27.267	31.455	30.114	34.578	2'03.414	265,4	19:46'45.687	7	26.935	31.402	29.967	34.779	2'03.083	266,7	19:47'00.010

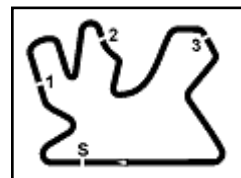
6° 25 A. BALDOLINI (2'02.754)								12° 195 M. AL NAIMI (2'03.190)							
Lap	Seg.1	Seg.2	Seg.3	Seg.4	Lap Time	km/h	Local Time	Lap	Seg.1	Seg.2	Seg.3	Seg.4	Lap Time	km/h	Local Time
							19:30'09.535								19:30'08.789
1	33.451	33.390	36.046	37.070	2'19.957P	144,6	19:32'29.492	1	32.370	32.866	30.420	34.969	2'10.625P	145,4	19:32'19.414
2	26.925	31.492	29.915	34.422	2'02.754	271,4	19:34'32.246	2	26.945	31.518	30.380	34.694	2'03.537	264,7	19:34'22.951
3	28.056	32.784	31.106	3'57.696	5'29.642P	275,5	19:40'01.888	3	27.072	31.520	30.117	34.580	2'03.289	266,7	19:36'26.240
4	36.025	34.087	30.698	36.825	2'17.635P	155,4	19:42'19.523	4	31.938	36.723	34.823	2'01.026	3'44.510P	269,3	19:40'10.750
5	30.947	34.337	33.702	41.319	2'20.305	270,0	19:44'39.828	5	32.146	32.636	30.054	34.845	2'09.681P	163,6	19:42'20.431
6	27.210	32.001	30.323	34.708	2'04.242	267,3	19:46'44.070	6	27.341	36.760	35.273	43.653	2'23.027	270,0	19:44'43.458
								7	26.932	31.456	30.131	34.671	2'03.190	269,3	19:46'46.648

7° 26 K. WATANABE (2'02.861)								13° 69 X. CARDELUS (2'03.225)							
Lap	Seg.1	Seg.2	Seg.3	Seg.4	Lap Time	km/h	Local Time	Lap	Seg.1	Seg.2	Seg.3	Seg.4	Lap Time	km/h	Local Time

03/11/2017 P = Pits In/Out - C = Lap-Time Cancelled

These data/results cannot be reproduced, stored and/or transmitted in whole or in part by any manner of electronic, mechanical, photocopying, recording, broadcasting or otherwise now known or herein after developed without the previous express consent by the copyright owner, except for reproduction in daily press and regular printed publications on sale to the public within 60 days of the event related to those data/results and always provided that copyright symbol appears together as follows below.

© DORNA WSBK ORGANIZATION Srl 2017



Qatar Round, 2-3-4 November 2017

World Supersport - Chronological Analysis Superpole 1

Lap	Seg.1	Seg.2	Seg.3	Seg.4	Lap Time	km/h	Local Time
							19:30'11.276
1	32.214	33.227	31.476	35.443	2'12.360P	158,6	19:32'23.636
2	27.233	31.774	30.511	34.513	2'04.031	264,1	19:34'27.667
3	26.967	31.433	30.294	34.531	2'03.225	266,7	19:36'30.892
4	27.084	32.019	30.510	3'28.500	4'58.113P	268,0	19:41'29.005
5	32.088	32.826	31.068	34.849	2'10.831P	154,5	19:43'39.836
6	27.112	31.580	30.316	34.480	2'03.488	261,5	19:45'43.324

14°	83 L. EPIS (2'03.576)						
------------	------------------------------	--	--	--	--	--	--

Lap	Seg.1	Seg.2	Seg.3	Seg.4	Lap Time	km/h	Local Time
							19:29'59.927
1	36.482	33.539	31.125	35.760	2'16.906P	145,0	19:32'16.833
2	27.283	31.587	30.504	35.097	2'04.471	257,8	19:34'21.304
3	27.200	31.603	30.477	35.151	2'04.431	260,9	19:36'25.735
4	27.774	32.457	30.583	1'35.285	3'06.099P	259,6	19:39'31.834
5	30.633	33.380	31.135	35.522	2'10.670P	160,5	19:41'42.504
6	27.095	31.371	30.136	34.974	2'03.576	259,6	19:43'46.080
7	27.059	31.420	30.367	35.050	2'03.896	260,9	19:45'49.976

15°	48 G. SCARCELLA (2'04.240)						
------------	-----------------------------------	--	--	--	--	--	--

Lap	Seg.1	Seg.2	Seg.3	Seg.4	Lap Time	km/h	Local Time
							19:30'06.137
1	33.266	33.549	31.343	35.500	2'13.658P	150,4	19:32'19.795
2	27.443	32.248	30.680	35.127	2'05.498	265,4	19:34'25.293
3	27.502	31.972	30.452	35.102	2'05.028	262,1	19:36'30.321
4	27.596	32.672	30.989	2'57.784	4'29.041P	261,5	19:40'59.362
5	31.723	32.416	30.773	35.222	2'10.134P	155,0	19:43'09.496
6	27.309	31.688	30.375	34.868	2'04.240	262,1	19:45'13.736

16°	10 N. CALERO (2'13.310)						
------------	--------------------------------	--	--	--	--	--	--

Lap	Seg.1	Seg.2	Seg.3	Seg.4	Lap Time	km/h	Local Time
							19:30'03.076
1	37.599	34.954	32.016	38.473	2'23.042P		19:32'26.118
2	29.616	32.939	35.779	1'28.835	3'07.169P	262,1	19:35'33.287
3	32.013	33.612	31.565	35.775	2'12.965P	155,4	19:37'46.252
4	27.830	33.501	34.693	37.286	2'13.310	264,1	19:39'59.562
5	29.397	34.730	33.903	36.855	2'14.885	256,5	19:42'14.447

03/11/2017

P = Pits In/Out - C = Lap-Time Cancelled

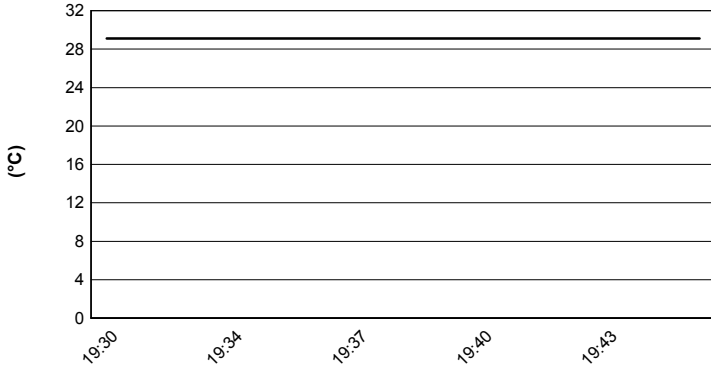
These data/results cannot be reproduced, stored and/or transmitted in whole or in part by any manner of electronic, mechanical, photocopying, recording, broadcasting or otherwise now known or herein after developed without the previous express consent by the copyright owner, except for reproduction in daily press and regular printed publications on sale to the public within 60 days of the event related to those data/results and always provided that copyright symbol appears together as follows below.

© DORNA WSBK ORGANIZATION Srl 2017

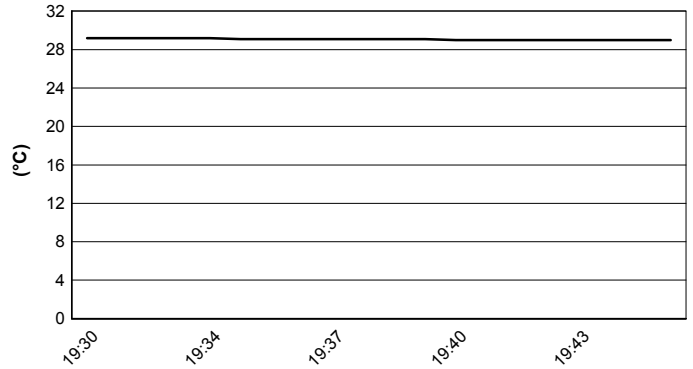


Qatar Round, 2-3-4 November 2017
World Supersport - Weather Report Superpole 1
 Session started 19:30 - Session ended 19:47

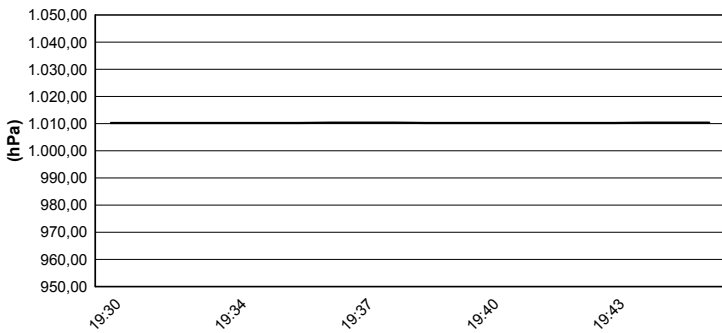
Air Temperature



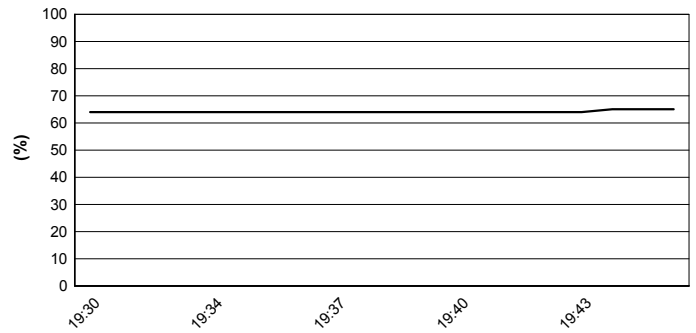
Track Temperature



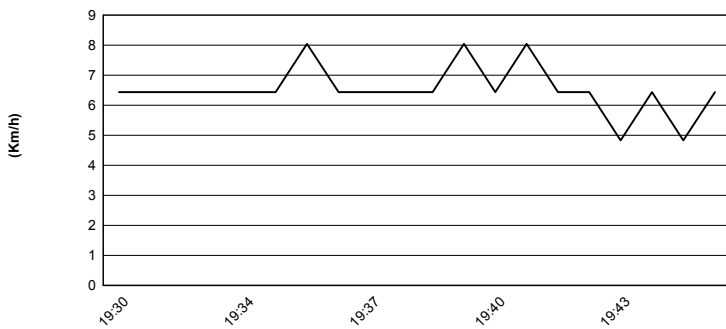
Air Pressure



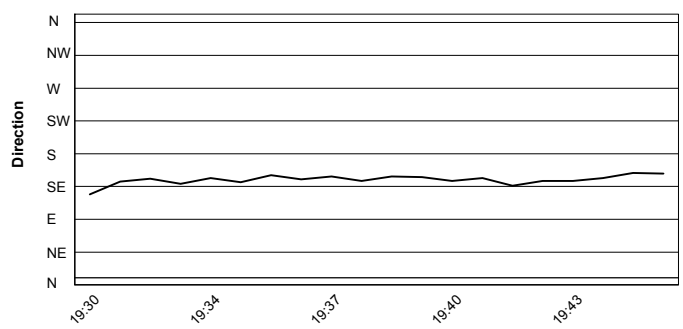
Humidity



Wind Speed



Wind Direction



03/11/2017

These data/results cannot be reproduced, stored and/or transmitted in whole or in part by any manner of electronic, mechanical, photocopying, recording, broadcasting or otherwise now known or herein after developed without the previous express consent by the copyright owner, except for reproduction in daily press and regular printed publications on sale to the public within 60 days of the event related to those data/results and always provided that copyright symbol appears together as follows below.

© DORNA WSBK ORGANIZATION Srl 2017