

Qatar Round, 2-3-4 November 2017

World Supersport - Free Practices & Superpole Combined Results

Losail International Circuit 5.380 m

No.	Rider	Nat	Team	Bike	FP 1	FP 2	Laps	Superpole	Gap	Time	Avg
1	144 L. MAHIAS	FRA	GRT Yamaha Official WorldSSP Team	Yamaha YZF R6	2'02.815	2'01.316	33	2'00.738		2'00.738	160,413
2	16 J. CLUZEL	FRA	CIA Landlord Insurance Honda	Honda CBR600RR	2'03.168	2'01.728	35	2'01.284	0.546	2'01.284	159,691
3	66 N. TUULI	FIN	Kallio Racing	Yamaha YZF R6	2'03.176	2'02.338	40	2'01.392	0.654	2'01.392	159,549
4	1 K. SOFUOGLU	TUR	Kawasaki Puccetti Racing	Kawasaki ZX-6R	2'03.244	2'01.963	37	2'01.522	0.784	2'01.522	159,379
5	99 P. JACOBSEN	USA	MV Agusta Reparto Corse	MV Agusta F3 675	2'03.511	2'02.486	38	2'01.526	0.788	2'01.526	159,373
6	32 S. MORAIS	RSA	Kallio Racing	Yamaha YZF R6	2'03.635	2'02.500	40	2'01.708	0.970	2'01.708	159,135
7	64 F. CARICASULO	ITA	GRT Yamaha Official WorldSSP Team	Yamaha YZF R6	2'02.867	2'01.734	40	2'01.780	1.042	2'01.780	159,041
8	81 L. STAPLEFORD	GBR	Profile Racing	Triumph Daytona 675	2'03.468	2'01.734	37	2'01.950	1.212	2'01.950	158,819
9	111 K. SMITH	GBR	GEMAR Team Lorini	Honda CBR600RR	2'02.743	2'01.867	33	2'01.954	1.216	2'01.954	158,814
10	65 M. CANDUCCI	ITA	3570 Puccetti Racing FMI	Kawasaki ZX-6R	2'04.987	2'02.029	43	2'02.004	1.266	2'02.004	158,749
11	11 C. GAMARINO	ITA	BARDAHL EVAN BROS. Honda Racing	Honda CBR600RR	2'03.582	2'02.408	37	2'02.006	1.268	2'02.006	158,746
12	13 A. WEST	AUS	Kawasaki Puccetti Racing	Kawasaki ZX-6R	2'03.150	2'01.928	41	2'02.081	1.343	2'02.081	158,649
13	4 G. REA	GBR	Team Kawasaki Go Eleven	Kawasaki ZX-6R	2'03.737	2'02.626	44	2'02.355		2'02.355	158,293
14	71 C. BERGMAN	SWE	CIA Landlord Insurance Honda	Honda CBR600RR	2'04.299	2'02.948	39	2'02.397	0.042	2'02.397	158,239
15	87 L. ZANETTI	ITA	Team Factory Vamag	MV Agusta F3 675	2'03.290	2'03.425	39	2'02.544	0.189	2'02.544	158,049
16	25 A. BALDOLINI	ITA	Race Department ATK#25	Yamaha YZF R6	2'04.136	2'02.748	35	2'02.754	0.399	2'02.754	157,779
17	26 K. WATANABE	JPN	Team Kawasaki Go Eleven	Kawasaki ZX-6R	2'05.251	2'03.627	42	2'02.861	0.506	2'02.861	157,642
18	112 S. AL SULAITI	QAT	QMMF Racing	Kawasaki ZX-6R	2'04.607	2'03.806	35	2'02.880	0.525	2'02.880	157,617
19	63 Z. KHAIRUDDIN	MAS	Orelac Racing VerdNatura	Kawasaki ZX-6R	2'04.793	2'03.582	38	2'02.923	0.568	2'02.923	157,562
20	35 S. HILL	GBR	Profile Racing	Triumph Daytona 675	2'04.786	2'03.328	45	2'02.942	0.587	2'02.942	157,538
21	78 H. OKUBO	JPN	CIA Landlord Insurance Honda	Honda CBR600RR	2'04.065	2'02.511	40	2'02.986	0.631	2'02.986	157,481
22	195 M. AL NAIMI	QAT	QMMF Racing	Kawasaki ZX-6R	2'05.069	2'04.427	31	2'03.190	0.835	2'03.190	157,221
23	69 X. CARDELUS	AND	Race Department ATK#25	Yamaha YZF R6	2'06.811	2'05.220	34	2'03.225	0.870	2'03.225	157,176
24	83 L. EPIS	AUS	Response RE Racing	Kawasaki ZX-6R	2'05.657	2'04.463	36	2'03.576	1.221	2'03.576	156,729
25	48 G. SCARCELLA	AUS	GEMAR Team Lorini	Honda CBR600RR	2'07.611	2'05.909	35	2'04.240	1.885	2'04.240	155,892
26	10 N. CALERO	ESP	Orelac Racing VerdNatura	Kawasaki ZX-6R	2'04.940	2'04.068	38	2'13.310	10.955	2'13.310	145,285

03/11/2017

The results are provisional until the end of the time limit for protests and appeals and the completion of the technical checks.

These data/results cannot be reproduced, stored and/or transmitted in whole or in part by any manner of electronic, mechanical, photocopying, recording, broadcasting or otherwise now known or herein after developed without the previous express consent by the copyright owner, except for reproduction in daily press and regular printed publications on sale to the public within 60 days of the event related to those data/results and always provided that copyright symbol appears together as follows below.

© DORNA WSBK ORGANIZATION Srl 2017

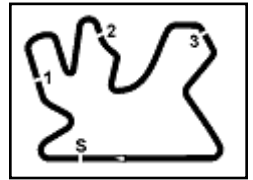
FICR PERUGIA TIMING



Official Tyre Supplier



Official Timekeeper



Qatar Round, 2-3-4 November 2017

World Supersport - Provisional Starting Grid

15 Laps x 5,380 km = 80,700 km

1	144 MAHIAS L. Yamaha 2'00.738 SP2	2	16 CLUZEL J. Honda 2'01.284 SP2	3	66 TUULI N. Yamaha 2'01.392 SP2
2	1 SOFUOGLU K. Kawasaki 2'01.522 SP2	5	99 JACOBSEN P. MV Agusta 2'01.526 SP2	6	32 MORAIS S. Yamaha 2'01.708 SP2
3	64 CARICASULO F. Yamaha 2'01.780 SP2	8	81 STAPLEFORD L. Triumph 2'01.950 SP2	9	111 SMITH K. Honda 2'01.954 SP2
4	65 CANDUCCI M. Kawasaki 2'02.004 SP2	11	11 GAMARINO C. Honda 2'02.006 SP2	12	13 WEST A. Kawasaki 2'02.081 SP2
5	4 REA G. Kawasaki 2'02.355 SP1	14	71 BERGMAN C. Honda 2'02.397 SP1	15	87 ZANETTI L. MV Agusta 2'02.544 SP1
6	25 BALDOLINI A. Yamaha 2'02.754 SP1	17	26 WATANABE K. Kawasaki 2'02.861 SP1	18	112 AL SULAITI S. Kawasaki 2'02.880 SP1
7	63 KHAIRUDDIN Z. Kawasaki 2'02.923 SP1	20	35 HILL S. Triumph 2'02.942 SP1	21	78 OKUBO H. Honda 2'02.986 SP1
8	195 AL NAIMI M. Kawasaki 2'03.190 SP1	23	69 CARDELUS X. Yamaha 2'03.225 SP1	24	83 EPIS L. Kawasaki 2'03.576 SP1
9	48 SCARCELLA G. Honda 2'04.240 SP1	26	10 CALERO N. Kawasaki 2'13.310 SP1		

* = Penalized

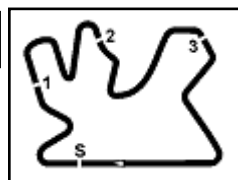
03/11/2017 Jury President

..... Race Director

These data/results cannot be reproduced, stored and/or transmitted in whole or in part by any manner of electronic, mechanical, photocopying, recording, broadcasting or otherwise now known or herein after developed without the previous express consent by the copyright owner, except for reproduction in daily press and regular printed publications on sale to the public within 60 days of the event related to those data/results and always provided that copyright symbol appears together as follows below.

© DORNA WSBK ORGANIZATION Srl 2017





Qatar Round, 2-3-4 November 2017

World Supersport - Results Superpole 2

Losail International Circuit 5.380 m

1 / 2

No.	Rider	Nat	Team	Bike	Time	Gap	Rel.	Laps	Speed	
									Avg	Max
1	144 L. MAHIAS	FRA	GRT Yamaha Official WorldSSP Team	Yamaha YZF R6	2'00.738			6	160,413	271,4
2	16 J. CLUZEL	FRA	CIA Landlord Insurance Honda	Honda CBR600RR	2'01.284	0.546	0.546	5	159,691	271,4
3	66 N. TUULI	FIN	Kallio Racing	Yamaha YZF R6	2'01.392	0.654	0.108	7	159,549	266,7
4	1 K. SOFUOGLU	TUR	Kawasaki Puccetti Racing	Kawasaki ZX-6R	2'01.522	0.784	0.130	6	159,379	274,1
5	99 P. JACOBSEN	USA	MV Agusta Reparto Corse	MV Agusta F3 675	2'01.526	0.788	0.004	6	159,373	264,1
6	32 S. MORAIS	RSA	Kallio Racing	Yamaha YZF R6	2'01.708	0.970	0.182	7	159,135	272,0
7	64 F. CARICASULO	ITA	GRT Yamaha Official WorldSSP Team	Yamaha YZF R6	2'01.780	1.042	0.072	7	159,041	269,3
8	81 L. STAPLEFORD	GBR	Profile Racing	Triumph Daytona 675	2'01.950	1.212	0.170	5	158,819	265,4
9	111 K. SMITH	GBR	GEMAR Team Lorini	Honda CBR600RR	2'01.954	1.216	0.004	5	158,814	266,7
10	65 M. CANDUCCI	ITA	3570 Puccetti Racing FMI	Kawasaki ZX-6R	2'02.004	1.266	0.050	6	158,749	270,7
11	11 C. GAMARINO	ITA	BARDAHL EVAN BROS. Honda Racing	Honda CBR600RR	2'02.006	1.268	0.002	6	158,746	266,0
12	13 A. WEST	AUS	Kawasaki Puccetti Racing	Kawasaki ZX-6R	2'02.081	1.343	0.075	7	158,649	268,7

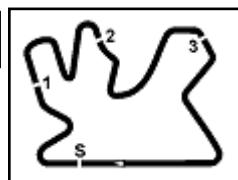
AIR	Humidity:	64%	Temp:	28°C
TRACK	Condition:	Dry	Temp:	28°C

Records	Pole (QP)	2015	K.Sofuoglu	2'00.989	160,080	Km/h
	Race (RC)	2014	J.Cluzel	2'01.999	158,760	Km/h
	Circuit (QP)	2015	K.Sofuoglu	2'00.989	160,080	Km/h

Start 03/11/2017 19.55 End 20:11 The results are provisional until the end of the time limit for protests and appeals and the completion of the technical checks.

These data/results cannot be reproduced, stored and/or transmitted in whole or in part by any manner of electronic, mechanical, photocopying, recording, broadcasting or otherwise now known or herein after developed without the previous express consent by the copyright owner, except for reproduction in daily press and regular printed publications on sale to the public within 60 days of the event related to those data/results and always provided that copyright symbol appears together as follows below.

© DORNA WSBK ORGANIZATION Srl 2017



Qatar Round, 2-3-4 November 2017

World Supersport - Results Superpole 2

Session Highlights

Local Time	No. Rider	Description
19.55.00		Start
20.09.31	111 K. SMITH	Crashed - Turn 7
20.09.44		New Best Lap
20.11.27	1 K. SOFUOGLU	On the Gravel - Re-Joined - Turn 6
20.11.46		End Of Session
20.13.38		2017 World Supersport Tissot Superpole Award Winner: J.Cluzel

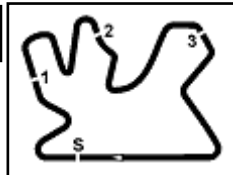
Fastest Laps Sequence

No.	Rider	Nat	Team	Bike	Local Time	Time	Gap	Avg
64	F. CARICASULO	ITA	GRT Yamaha Official WorldSSP Team	Yamaha YZF R6	19:59'12.580	2'02.416		158,215
66	N. TUULI	FIN	Kallio Racing	Yamaha YZF R6	19:59'23.344	2'01.658	-0.758	159,200
99	P. JACOBSEN	USA	MV Agusta Reparto Corse	MV Agusta F3 675	20:07'56.999	2'01.526	-0.132	159,373
16	J. CLUZEL	FRA	CIA Landlord Insurance Honda	Honda CBR600RR	20:08'50.669	2'01.284	-0.242	159,691
144	L. MAHIAS	FRA	GRT Yamaha Official WorldSSP Team	Yamaha YZF R6	20:09'31.731	2'00.738	-0.546	160,413

03/11/2017 Start End The results are provisional until the end of the time limit for protests and appeals
19.55 20:11 and the completion of the technical checks.

These data/results cannot be reproduced, stored and/or transmitted in whole or in part by any manner of electronic, mechanical, photocopying, recording, broadcasting or otherwise now known or herein after developed without the previous express consent by the copyright owner, except for reproduction in daily press and regular printed publications on sale to the public within 60 days of the event related to those data/results and always provided that copyright symbol appears together as follows below.

© DORNA WSBK ORGANIZATION Srl 2017



Qatar Round, 2-3-4 November 2017

World Supersport - Best Sector & Speed Superpole 2

Losail International Circuit 5,380 m

BEST LAP

1	144 L. MAHIAS	Yamaha YZF R6	2'00.738
2	16 J. CLUZEL	Honda CBR600RR	2'01.284
3	66 N. TUULI	Yamaha YZF R6	2'01.392
4	1 K. SOFUOGLU	Kawasaki ZX-6R	2'01.522
5	99 P. JACOBSEN	MV Agusta F3 675	2'01.526
6	32 S. MORAIS	Yamaha YZF R6	2'01.708
7	64 F. CARICASULO	Yamaha YZF R6	2'01.780
8	81 L. STAPLEFORD	Triumph Daytona 675	2'01.950
9	111 K. SMITH	Honda CBR600RR	2'01.954
10	65 M. CANDUCCI	Kawasaki ZX-6R	2'02.004
11	11 C. GAMARINO	Honda CBR600RR	2'02.006
12	13 A. WEST	Kawasaki ZX-6R	2'02.081

SPEED

1	1 K. SOFUOGLU	Kawasaki ZX-6R	274,1
2	32 S. MORAIS	Yamaha YZF R6	272,0
3	144 L. MAHIAS	Yamaha YZF R6	271,4
4	16 J. CLUZEL	Honda CBR600RR	271,4
5	65 M. CANDUCCI	Kawasaki ZX-6R	270,7
6	64 F. CARICASULO	Yamaha YZF R6	269,3
7	13 A. WEST	Kawasaki ZX-6R	268,7
8	66 N. TUULI	Yamaha YZF R6	266,7
9	111 K. SMITH	Honda CBR600RR	266,7
10	11 C. GAMARINO	Honda CBR600RR	266,0
11	81 L. STAPLEFORD	Triumph Daytona 675	265,4
12	99 P. JACOBSEN	MV Agusta F3 675	264,1

SEG. 1

1	1 K. SOFUOGLU	26.411
2	16 J. CLUZEL	26.428
3	66 N. TUULI	26.456
4	64 F. CARICASULO	26.493
5	144 L. MAHIAS	26.507
6	99 P. JACOBSEN	26.561
7	32 S. MORAIS	26.608
8	13 A. WEST	26.611
9	111 K. SMITH	26.618
10	65 M. CANDUCCI	26.646
11	11 C. GAMARINO	26.771
12	81 L. STAPLEFORD	26.793

SEG. 2

1	144 L. MAHIAS	30.751
2	81 L. STAPLEFORD	30.952
3	16 J. CLUZEL	30.960
4	64 F. CARICASULO	30.988
5	99 P. JACOBSEN	31.002
6	66 N. TUULI	31.024
7	65 M. CANDUCCI	31.027
8	11 C. GAMARINO	31.069
9	13 A. WEST	31.104
10	1 K. SOFUOGLU	31.111
11	32 S. MORAIS	31.117
12	111 K. SMITH	31.192

SEG. 3

1	144 L. MAHIAS	29.316
2	16 J. CLUZEL	29.599
3	99 P. JACOBSEN	29.619
4	1 K. SOFUOGLU	29.646
5	66 N. TUULI	29.658
6	11 C. GAMARINO	29.665
7	32 S. MORAIS	29.674
8	111 K. SMITH	29.737
9	64 F. CARICASULO	29.802
10	13 A. WEST	29.841
11	65 M. CANDUCCI	29.911
12	81 L. STAPLEFORD	29.927

SEG. 4

1	65 M. CANDUCCI	34.110
2	144 L. MAHIAS	34.129
3	66 N. TUULI	34.195
4	16 J. CLUZEL	34.204
5	64 F. CARICASULO	34.229
6	81 L. STAPLEFORD	34.278
7	32 S. MORAIS	34.291
8	1 K. SOFUOGLU	34.296
9	111 K. SMITH	34.331
10	11 C. GAMARINO	34.336
11	99 P. JACOBSEN	34.344
12	13 A. WEST	34.520

03/11/2017

These data/results cannot be reproduced, stored and/or transmitted in whole or in part by any manner of electronic, mechanical, photocopying, recording, broadcasting or otherwise now known or herein after developed without the previous express consent by the copyright owner, except for reproduction in daily press and regular printed publications on sale to the public within 60 days of the event related to those data/results and always provided that copyright symbol appears together as follows below.

© DORNA WSBK ORGANIZATION Srl 2017

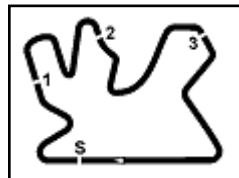
FICR PERUGIA TIMING



Official Tyre Supplier



Official Timekeeper



Losail International Circuit 5.380 m

Qatar Round, 2-3-4 November 2017

World Supersport - Ideal Times Superpole 2

Rider No.	Nat	Bike	Seg. 1 Diff. 1	Seg. 2 Diff. 2	Seg. 3 Diff. 3	Seg. 4 Diff. 4	Ideal Time		
							Best Lap	Pos.	Diff.
1 144 L. MAHIAS	FRA	Yamaha YZF R6	26.507 0.035	30.751	29.316	34.129	2'00.703 2'00.738	1	0.035
2 16 J. CLUZEL	FRA	Honda CBR600RR	26.428	30.960	29.599 0.078	34.204 0.015	2'01.191 2'01.284	2	0.093
3 66 N. TUULI	FIN	Yamaha YZF R6	26.456	31.024	29.658 0.034	34.195 0.025	2'01.333 2'01.392	3	0.059
4 1 K. SOFUOGLU	TUR	Kawasaki ZX-6R	26.411	31.111	29.646	34.296 0.058	2'01.464 2'01.522	4	0.058
5 64 F. CARICASULO	ITA	Yamaha YZF R6	26.493 0.094	30.988 0.144	29.802	34.229 0.030	2'01.512 2'01.780	7	0.268
6 99 P. JACOBSEN	USA	MV Agusta F3 675	26.561	31.002	29.619	34.344	2'01.526 2'01.526	5	
7 32 S. MORAIS	RSA	Yamaha YZF R6	26.608 0.018	31.117	29.674	34.291	2'01.690 2'01.708	6	0.018
8 65 M. CANDUCCI	ITA	Kawasaki ZX-6R	26.646 0.142	31.027	29.911	34.110 0.168	2'01.694 2'02.004	10	0.310
9 11 C. GAMARINO	ITA	Honda CBR600RR	26.771	31.069	29.665	34.336 0.165	2'01.841 2'02.006	11	0.165
10 111 K. SMITH	GBR	Honda CBR600RR	26.618 0.003	31.192	29.737 0.001	34.331 0.072	2'01.878 2'01.954	9	0.076
11 81 L. STAPLEFORD	GBR	Triumph Daytona 675	26.793	30.952	29.927	34.278	2'01.950 2'01.950	8	
12 13 A. WEST	AUS	Kawasaki ZX-6R	26.611	31.104 0.005	29.841	34.520	2'02.076 2'02.081	12	0.005
Overall Ideal Time			26.411	30.751	29.316	34.110	2'00.588		

03/11/2017

These data/results cannot be reproduced, stored and/or transmitted in whole or in part by any manner of electronic, mechanical, photocopying, recording, broadcasting or otherwise now known or herein after developed without the previous express consent by the copyright owner, except for reproduction in daily press and regular printed publications on sale to the public within 60 days of the event related to those data/results and always provided that copyright symbol appears together as follows below.

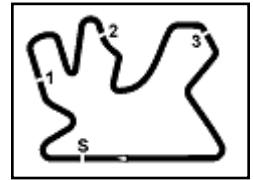
© DORNA WSBK ORGANIZATION Srl 2017

PIRELLI PERUGIA TIMING


Official Tyre Supplier



Official Timekeeper



Qatar Round, 2-3-4 November 2017

World Supersport - Chronological Analysis Superpole 2

Losail International Circuit 5.380 m

1° 144 L. MAHIAS (2'00.738)							
Lap	Seg.1	Seg.2	Seg.3	Seg.4	Lap Time	km/h	Local Time
							19:56'23.836
1	31.884	31.897	30.397	34.539	2'08.717P	137,8	19:58'32.553
2	26.754	31.139	29.714	34.181	2'01.788	265,4	20:00'34.341
3	26.736	31.253	30.016	3'14.329	4'42.334P	267,3	20:05'16.675
4	38.520	31.260	30.196	34.342	2'14.318P		20:07'30.993
5	26.542	30.751	29.316	34.129	2'00.738	268,0	20:09'31.731
6	26.507	31.000	29.705	34.547	2'01.759	271,4	20:11'33.490

2° 16 J. CLUZEL (2'01.284)							
Lap	Seg.1	Seg.2	Seg.3	Seg.4	Lap Time	km/h	Local Time
							19:55'15.917
1	32.567	32.473	30.396	34.595	2'10.031P	151,9	19:57'25.948
2	26.814	31.171	29.599	34.204	2'01.788	270,0	19:59'27.736
3	27.753	31.938	30.625	3'43.010	5'13.326P	271,4	20:04'41.062
4	30.731	32.170	30.662	34.760	2'08.323P	161,9	20:06'49.385
5	26.428	30.960	29.677	34.219	2'01.284	267,3	20:08'50.669

3° 66 N. TUULI (2'01.392)							
Lap	Seg.1	Seg.2	Seg.3	Seg.4	Lap Time	km/h	Local Time
							19:55'09.137
1	31.828	33.403	32.085	35.233	2'12.549P	160,7	19:57'21.686
2	26.708	31.091	29.664	34.195	2'01.658	264,1	19:59'23.344
3	26.649	31.217	29.881	2'24.788	3'52.535P	265,4	20:03'15.879
4	31.315	32.039	30.394	35.046	2'08.794P	150,2	20:05'24.673
5	26.668	32.216	31.898	34.312	2'05.094	262,8	20:07'29.767
6	26.456	31.024	29.692	34.220	2'01.392	266,7	20:09'31.159
7	26.595	31.034	29.658	34.283	2'01.570	264,1	20:11'32.729

4° 1 K. SOFUOGLU (2'01.522)							
Lap	Seg.1	Seg.2	Seg.3	Seg.4	Lap Time	km/h	Local Time
							19:55'45.954
1	35.484	32.745	30.597	35.776	2'14.602P		19:58'00.556
2	26.608	31.232	29.840	34.444	2'02.124	274,1	20:00'02.680
3	26.540	31.299	29.819	34.305	2'01.963	268,7	20:02'04.643
4	27.740	31.829	30.647	2'29.389	3'59.605P	254,7	20:06'04.248
5	31.229	31.437	30.173	34.296	2'07.135P	147,5	20:08'11.383
6	26.411	31.111	29.646	34.354	2'01.522	268,0	20:10'12.905

5° 99 P. JACOBSEN (2'01.526)							
Lap	Seg.1	Seg.2	Seg.3	Seg.4	Lap Time	km/h	Local Time
							19:55'33.869
1	31.902	32.462	30.545	34.775	2'09.684P	139,0	19:57'43.553
2	26.811	31.334	29.695	34.358	2'02.198	263,4	19:59'45.751
3	27.323	31.878	30.138	2'27.357	3'56.696P	264,1	20:03'42.447
4	34.601	33.510	30.274	34.641	2'13.026P		20:05'55.473
5	26.561	31.002	29.619	34.344	2'01.526	262,8	20:07'56.999
6	26.702	32.375	30.287	34.911	2'04.275	264,1	20:10'01.274

6° 32 S. MORAIS (2'01.708)							
Lap	Seg.1	Seg.2	Seg.3	Seg.4	Lap Time	km/h	Local Time
							19:55'12.767
1	32.496	31.952	30.224	36.492	2'11.164P	150,8	19:57'23.931
2	26.779	31.238	29.867	34.427	2'02.311	270,0	19:59'26.242
3	30.461	31.885	30.146	2'23.297	3'55.789P	272,0	20:03'22.031
4	29.881	31.292	29.761	34.368	2'05.302P	162,4	20:05'27.333
5	26.626	31.117	29.674	34.291	2'01.708	267,3	20:07'29.041
6	26.638	33.968	29.958	34.460	2'05.024	266,0	20:09'34.065
7	26.608	31.252	29.701	34.343	2'01.904	272,0	20:11'35.969

7° 64 F. CARICASULO (2'01.780)							
Lap	Seg.1	Seg.2	Seg.3	Seg.4	Lap Time	km/h	Local Time
							19:54'58.963

1	34.911	31.165	30.462	34.663	2'11.201P	151,9	19:57'10.164
2	26.682	30.988	30.102	34.644	2'02.416	267,3	19:59'12.580
3	26.622	31.188	29.993	34.229	2'02.032	267,3	20:01'14.612
4	26.985	31.512	30.241	1'52.021	3'20.759P	267,3	20:04'35.371
5	30.979	31.184	30.186	34.826	2'07.175P	137,2	20:06'42.546
6	26.587	31.132	29.802	34.259	2'01.780	268,0	20:08'44.326
7	26.493	30.995	29.968	34.389	2'01.845	269,3	20:10'46.171

8° 81 L. STAPLEFORD (2'01.950)							
Lap	Seg.1	Seg.2	Seg.3	Seg.4	Lap Time	km/h	Local Time
							19:55'23.941
1	32.215	32.734	30.786	4'08.372	5'44.107P	158,8	20:01'08.048
2	31.230	31.584	30.414	1'42.596	3'15.824P	153,8	20:04'23.872
3	32.150	33.726	30.714	34.577	2'11.167P	156,3	20:06'35.039
4	26.793	30.952	29.927	34.278	2'01.950	265,4	20:08'36.989
5	26.826	31.436	30.552	35.221	2'04.035	264,1	20:10'41.024

9° 111 K. SMITH (2'01.954)							
Lap	Seg.1	Seg.2	Seg.3	Seg.4	Lap Time	km/h	Local Time
							19:55'36.191
1	33.389	33.057	30.816	35.015	2'12.277P		19:57'48.468
2	26.862	31.438	29.737	34.331	2'02.368	265,4	19:59'50.836
3	26.621	31.192	29.738	34.403	2'01.954	266,7	20:01'52.790
4	26.755	31.705	30.015	2'53.005	4'21.480P	266,7	20:06'14.270
5	30.950	31.759	30.058	34.457	2'07.224P	150,2	20:08'21.494

10° 65 M. CANDUCCI (2'02.004)							
Lap	Seg.1	Seg.2	Seg.3	Seg.4	Lap Time	km/h	Local Time
							19:55'45.702
1	35.981	32.798	30.694	35.303	2'14.776P		19:58'00.478
2	26.942	31.392	30.006	34.110	2'02.450	265,4	20:00'02.928
3	26.646	31.341	30.225	2'45.498	4'13.710P	270,7	20:04'16.638
4	32.116	32.078	30.583	35.140	2'09.917P	132,7	20:06'26.555
5	26.788	31.027	29.911	34.278	2'02.004	265,4	20:08'28.559
6	27.494	31.215	30.031	34.729	2'03.469	265,4	20:10'32.028

11° 11 C. GAMARINO (2'02.006)							
Lap	Seg.1	Seg.2	Seg.3	Seg.4	Lap Time	km/h	Local Time
							19:55'00.618
1	35.154	31.992	30.611	35.151	2'12.908P	148,6	19:57'13.526
2	27.021	31.377	29.991	34.602	2'02.991	262,8	19:59'16.517
3	27.075	31.238	29.904	34.689	2'02.906	262,1	20:01'19.423
4	28.833	32.504	30.912	3'01.964	4'34.213P	263,4	20:05'53.636
5	39.028	32.293	32.519	34.336	2'18.176P		20:08'11.812
6	26.771	31.069	29.665	34.501	2'02.006	266,0	20:10'13.818

12° 13 A. WEST (2'02.081)							
Lap	Seg.1	Seg.2	Seg.3	Seg.4	Lap Time	km/h	Local Time
							19:55'08.317
1	32.542	33.360	32.854	36.283	2'15.039P	154,5	19:57'23.356
2	26.919	31.188	29.915	34.589	2'02.611	264,1	19:59'25.967
3	26.729	31.222	29.948	34.557	2'02.456	265,4	20:01'28.423
4	27.750	32.323	30.798	2'14.710	3'45.581P	265,4	20:05'14.004
5	35.266	33.610	33.452	35.130	2'17.458P	143,6	20:07'31.462
6	26.611	31.109	29.841	34.520	2'02.081	268,7	20:09'33.543
7	26.649	31.104	29.882	34.550	2'02.185	266,7	20:11'35.728

03/11/2017

P = Pits In/Out - C = Lap-Time Cancelled

These data/results cannot be reproduced, stored and/or transmitted in whole or in part by any manner of electronic, mechanical, photocopying, recording, broadcasting or otherwise now known or herein after developed without the previous express consent by the copyright owner, except for reproduction in daily press and regular printed publications on sale to the public within 60 days of the event related to those data/results and always provided that copyright symbol appears together as follows below.

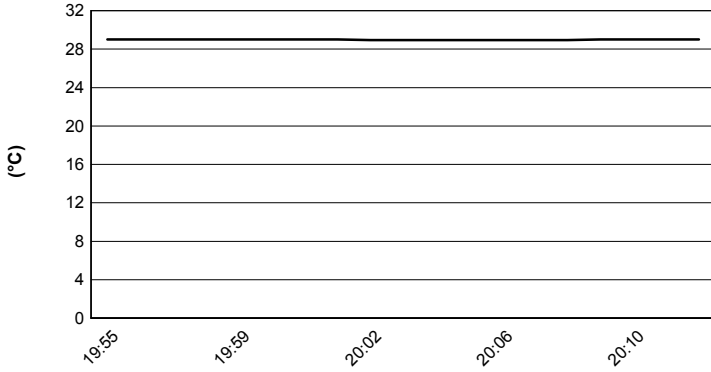
© DORNA WSBK ORGANIZATION Srl 2017

FICR PERUGIA TIMING

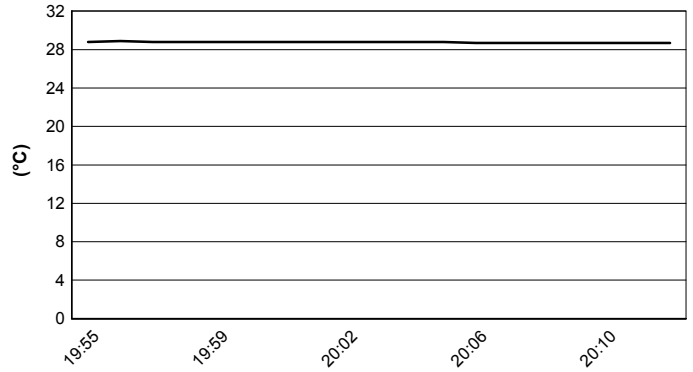


Qatar Round, 2-3-4 November 2017
World Supersport - Weather Report Superpole 2
 Session started 19:55 - Session ended 20:11

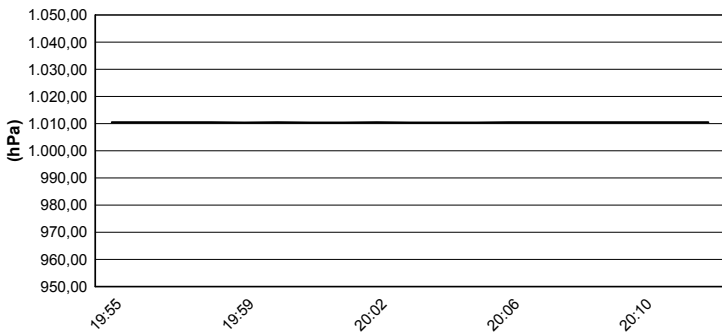
Air Temperature



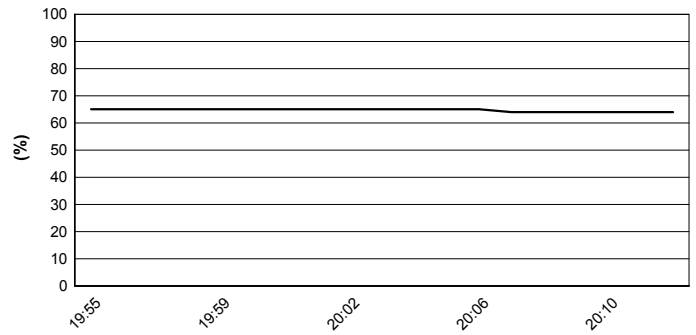
Track Temperature



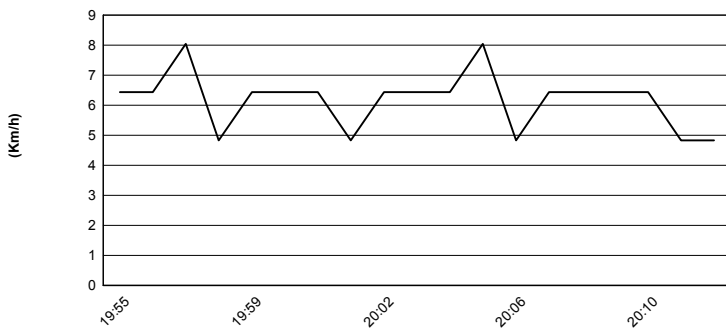
Air Pressure



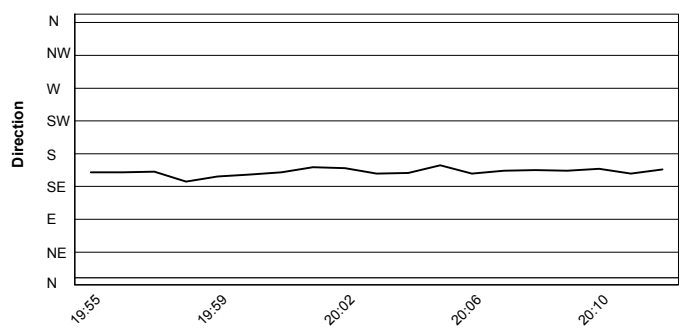
Humidity



Wind Speed



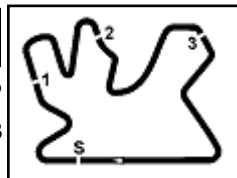
Wind Direction



03/11/2017

These data/results cannot be reproduced, stored and/or transmitted in whole or in part by any manner of electronic, mechanical, photocopying, recording, broadcasting or otherwise now known or herein after developed without the previous express consent by the copyright owner, except for reproduction in daily press and regular printed publications on sale to the public within 60 days of the event related to those data/results and always provided that copyright symbol appears together as follows below.

© DORNA WSBK ORGANIZATION Srl 2017



Qatar Round, 2-3-4 November 2017

World Supersport - TISSOT Superpole Award

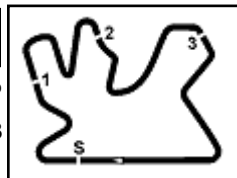
	Points	Points From First	Points From Previous	February 26 PHILLIP ISLAND	March 12 BURIRAM	April 2 ARAGÓN	April 30 ASSEN	May 14 IMOLA	May 28 DONINGTON PARK	June 18 MISANO	August 20 LAUSITZRING	September 17 PORTIMÃO	October 1 MAGNY COURS	October 22 JEREZ	November 4 LOSAIL				
1 CLUZEL Jules (FRA)	175			20	25	2	11	8	16	20	13	11	9	20	20				
2 MAHIAS Lucas (FRA)	174	1		11	16	11	13	20	20	13	10	20	4	11	25				
3 SOFUOGLU Kenan (TUR)	171	4	3			20	25	11	25	25	11	25	16		13				
4 JACOBSEN PJ (USA)	167	8	4	25	5	25	20	25	10	8	2	16	7	13	11				
5 CARICASULO Federico (ITA)	143	32	24	16	9	3	7	13	3	16	20	9	13	25	9				
6 MORAIS Sheridan (RSA)	138	37	5	1	2	16	10	10	6	9	25	13	20	16	10				
7 TUULI Niki (FIN)	90	85	48		3	9	3	2			16	10	25	6	16				
8 SMITH Kyle (GBR)	84	91	6	7	10	13	8	9	8	7	7	3		5	7				
9 GAMARINO Christian (ITA)	68	107	16		7	6	2	16	5	11		6	3	7	5				
10 STAPLEFORD Luke (GBR)	66	109	2	5			9		13	10	9	8		4	8				
11 REA Gino (GBR)	59	116	7	9	4	4	4		7	6	4	7	11		3				
12 CANDUCCI Michael (ITA)	45	130	14	4		1	16					4	5	9	6				
13 OKUBO Hikari (JPN)	37	138	8	6	8	8		6	4		5								
14 RYDE Kyle (GBR)	35	140	2	13	6		6	7	2			1							
15 WEST Anthony (AUS)	21	154	14							4	3			10	4				
16 POLAMAI Chalermopol (THA)	20	155	1		20														
17 ZANETTI Lorenzo (ITA)	19	156	1								8	2		8	1				
18 ROLFO Roberto (ITA)	18	157	1	8		10													
19 ZACCONE Alessandro (ITA)	18	157	0			5		4					6	3					
20 BERGMAN Christoffer (SWE)	16	159	2								1	5	8		2				
21 SOOMER Hannes (EST)	16	159	0				5		1	2	6			2					
22 KENNEDY Jack (IRL)	14	161	2					3	11										
23 KHAIRUDDIN Zulfahmi (MAS)	14	161	0	3	11														

03/11/2017

These data/results cannot be reproduced, stored and/or transmitted in whole or in part by any manner of electronic, mechanical, photocopying, recording, broadcasting or otherwise now known or herein after developed without the previous express consent by the copyright owner, except for reproduction in daily press and regular printed publications on sale to the public within 60 days of the event related to those data/results and always provided that copyright symbol appears together as follows below.

© DORNA WSBK ORGANIZATION Srl 2017





Qatar Round, 2-3-4 November 2017

World Supersport - TISSOT Superpole Award

	Points	Points From First	Points From Previous	February 26 PHILLIP ISLAND	March 12 BURIRAM	April 2 ARAGÓN	April 30 ASSEN	May 14 IMOLA	May 28 DONINGTON PARK	June 18 MISANO	August 20 LAUSITZRING	September 17 PORTIMÃO	October 1 MAGNY COURS	October 22 JEREZ	November 4 LOSAIL				
24 KRAISART Decha (THA)	13	162	1		13														
25 WATANABE Kazuki (JPN)	10	165	3										10						
26 BALDOLINI Alex (ITA)	10	165	0	10															
27 FRANCIS Joe (GBR)	9	166	1						9										
28 MULHAUSER Robin (SUI)	8	167	1		1	7													
29 CRESSON Loris (BEL)	6	169	2					5		1									
30 BASSANI Axel (ITA)	5	170	1							5									
31 HARTOG Rob (NED)	5	170	0				1	1					2	1					
32 STIRPE Davide (ITA)	3	172	2							3									
33 CALERO Nacho (ESP)	2	173	1	2															
34 EPIS Lachlan (AUS)	1	174	1										1						

03/11/2017

These data/results cannot be reproduced, stored and/or transmitted in whole or in part by any manner of electronic, mechanical, photocopying, recording, broadcasting or otherwise now known or herein after developed without the previous express consent by the copyright owner, except for reproduction in daily press and regular printed publications on sale to the public within 60 days of the event related to those data/results and always provided that copyright symbol appears together as follows below.

© DORNA WSBK ORGANIZATION Srl 2017

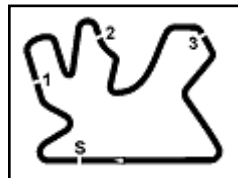
FKR PERUGIA TIMING



Official Tyre Supplier



Official Timekeeper



Qatar Round, 2-3-4 November 2017

World Supersport - Superpole Ranking

Losail International Circuit 5.380 m

	2014	2015	2016	2017
01 Phillip Island Grand Prix Circuit	Sofuoglu (Tur) Kaw 1'32.769 (172,5 Km/h)	Cluzel (Fra) Mva 1'33.379 (171,4 Km/h)	Sofuoglu (Tur) Kaw 1'33.142 (171,8 Km/h)	Jacobsen (Usa) Mva 1'33.128 (171,8 Km/h)
02 Chang International Circuit		Sofuoglu (Tur) Kaw 1'37.345 (168,4 Km/h)	Cluzel (Fra) Mva 1'38.383 (166,6 Km/h)	Cluzel (Fra) Hon 1'37.683 (167,8 Km/h)
03 Motorland Aragon	Coghlan (Gbr) Yam 2'01.662 (158,1 Km/h)	Cluzel (Fra) Mva 1'53.138 (161,5 Km/h)	Sofuoglu (Tur) Kaw 1'54.000 (160,3 Km/h)	Jacobsen (Usa) Mva 1'54.948 (159,0 Km/h)
04 TT Circuit Assen	Marino (Fra) Kaw 1'38.106 (166,7 Km/h)	Cluzel (Fra) Mva 1'38.015 (166,8 Km/h)	Krummenacher (Sui) Kaw 1'39.300 (164,7 Km/h)	Sofuoglu (Tur) Kaw 1'37.805 (167,2 Km/h)
05 Autodromo Internazionale Enzo e Dino	Cluzel (Fra) Mva 1'51.110 (159,9 Km/h)	Cluzel (Fra) Mva 1'50.856 (160,3 Km/h)	Cluzel (Fra) Mva 1'51.132 (159,9 Km/h)	Jacobsen (Usa) Mva 1'51.611 (159,2 Km/h)
06 Donington Park	van der Mark (Ned) Hon 1'46.220 (136,3 Km/h)	Sofuoglu (Tur) Kaw 1'29.925 (161,1 Km/h)	Sofuoglu (Tur) Kaw 1'30.298 (160,4 Km/h)	Sofuoglu (Tur) Kaw 1'30.904 (159,3 Km/h)
07 Misano World Circuit "Marco Simoncelli"	Cluzel (Fra) Mva 1'38.616 (154,3 Km/h)	Cluzel (Fra) Mva 1'37.482 (156,1 Km/h)	Caricasulo (Ita) Hon 1'38.097 (155,1 Km/h)	Sofuoglu (Tur) Kaw 1'38.672 (154,2 Km/h)
08 Lausitzring			Sofuoglu (Tur) Kaw 1'40.778 (152,4 Km/h)	Morais (Rsa) Yam 1'40.440 (152,9 Km/h)
09 Autódromo Internacional do Algarve	Sofuoglu (Tur) Kaw 1'45.924 (156,1 Km/h)	Cluzel (Fra) Mva 1'44.554 (158,1 Km/h)		Sofuoglu (Tur) Kaw 1'45.541 (156,6 Km/h)
10 Magny-Cours	Cluzel (Fra) Mva 1'40.550 (157,9 Km/h)	Jacobsen (Usa) Hon 2'00.197 (132,1 Km/h)	Sofuoglu (Tur) Kaw 1'55.461 (137,5 Km/h)	Tuuli (Fin) Yam 1'43.833 (152,9 Km/h)
11 Jerez	van der Mark (Ned) Hon 1'44.293 (152,7 Km/h)	Sofuoglu (Tur) Kaw 1'43.528 (153,8 Km/h)	Sofuoglu (Tur) Kaw 1'42.969 (154,6 Km/h)	Caricasulo (Ita) Yam 1'43.285 (154,2 Km/h)
12 Losail International Circuit	Cluzel (Fra) Mva 2'01.851 (158,9 Km/h)	Sofuoglu (Tur) Kaw 2'00.989 (160,1 Km/h)	Stapleford (Gbr) Tri 2'01.621 (159,2 Km/h)	Mahias (Fra) Yam 2'00.738 (160,4 Km/h)

2017

- 4 K. Sofuoglu
- 3 P. Jacobsen
- 1 F. Caricasulo
- 1 **L. Mahias**
- 1 N. Tuuli
- 1 J. Cluzel
- 1 S. Morais

ALL TIMES

- | | | |
|-------------------|-------------------|--------------------|
| 34 K. Sofuoglu | 3 K. Curtain | 1 S. Sanna |
| 22 S. Charpentier | 3 D. Salom | 1 M. Fabrizio |
| 19 J. Cluzel | 2 P. Bontempi | 1 C. Jones |
| 17 B. Parkes | 2 V. Guareschi | 1 S. Morais |
| 15 K. Muggeridge | 2 J. Teuchert | 1 K. Coghlan |
| 14 F. Foret | 2 M. Lagrive | 1 C. Davies |
| 14 S. Lowes | 2 L. Scassa | 1 F. Marino |
| 10 C. Crutchlow | 2 J. Lascorz | 1 L. Stapleford |
| 6 S. Chambon | 2 M. Pirro | 1 N. Tuuli |
| 6 E. Laverty | 2 M. van der Mark | 1 R. Krummenacher |
| 5 P. Casoli | 2 F. Caricasulo | 1 L. Mahias |
| 5 K. Fujiwara | 1 J. Whitham | |
| 5 C. Vermeulen | 1 M. Meregalli | |
| 5 P. Jacobsen | 1 P. Riba | |
| 3 R. Xaus | 1 C. Kellner | |
| 3 I. MacPherson | 1 B. MacLeod | |
| 3 A. Pitt | 1 J. Vd Goorbergh | |

03/11/2017

These data/results cannot be reproduced, stored and/or transmitted in whole or in part by any manner of electronic, mechanical, photocopying, recording, broadcasting or otherwise now known or herein after developed without the previous express consent by the copyright owner, except for reproduction in daily press and regular printed publications on sale to the public within 60 days of the event related to those data/results and always provided that copyright symbol appears together as follows below.

© DORNA WSBK ORGANIZATION Srl 2017

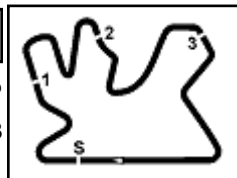
FICR PERUGIA TIMING



Official Tyre Supplier



Official Timekeeper



Qatar Round, 2-3-4 November 2017

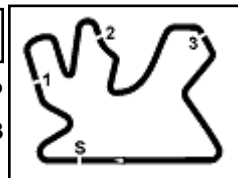
World Supersport - Best Laps & Speeds

No.	Rider		Best Lap		FP1		FP2		FP3		SP1		SP2	
	Nat	Bike	laps	speed	laps	speed	laps	speed	laps	speed	laps	speed	laps	speed
1	144	L. MAHIAS	45	273,4	16	270,6	17	268,6	6	273,4	6	271,3	6	271,3
		FRA Yamaha YZF R6												
2	16	J. CLUZEL	47	276,2	15	276,2	20	274,8	7	270,6	5	271,3	5	271,3
		FRA Honda CBR600RR												
3	66	N. TUULI	54	271,3	22	271,3	18	268,6	7	269,3	7	266,6	7	266,6
		FIN Yamaha YZF R6												
4	1	K. SOFUOGLU	51	274,1	17	274,1	20	270,0	8	272,7	6	274,1	6	274,1
		TUR Kawasaki ZX-6R												
5	99	P. JACOBSEN	57	272,7	19	271,3	19	272,7	7	267,9	6	267,3	6	264,0
		USA MV Agusta F3 675												
6	32	S. MORAIS	61	281,2	20	281,2	20	275,5	7	276,2	7	273,4	7	272,0
		RSA Yamaha YZF R6												
7	64	F. CARICASULO	54	276,9	21	271,3	19	273,4	7	276,9	7	269,3	7	269,3
		ITA Yamaha YZF R6												
8	81	L. STAPLEFORD	46	275,5	18	275,5	19	269,3	4	266,6	5	265,3	5	265,3
		GBR Triumph Daytona 675												
9	111	K. SMITH	45	270,6	17	270,6	16	270,0	7	268,6	5	266,6	5	266,6
		GBR Honda CBR600RR												
10	13	A. WEST	56	272,7	20	269,3	21	272,7	8	270,6	7	268,6	7	268,6
		AUS Kawasaki ZX-6R												
11	65	M. CANDUCCI	57	276,2	21	275,5	22	274,1	8	276,2	6	270,6	6	270,6
		ITA Kawasaki ZX-6R												
12	11	C. GAMARINO	50	273,4	19	273,4	18	271,3	7	267,9	6	266,0	6	266,0
		ITA Honda CBR600RR												
13	4	G. REA	58	273,4	21	272,0	23	272,7	7	272,7	7	273,4	7	273,4
		GBR Kawasaki ZX-6R												
14	71	C. BERGMAN	53	270,0	21	270,0	18	267,9	8	269,3	6	267,9	6	267,9
		SWE Honda CBR600RR												
15	78	H. OKUBO	55	272,7	20	272,7	20	271,3	8	267,3	7	266,6	7	266,6
		JPN Honda CBR600RR												
16	87	L. ZANETTI	54	276,9	20	271,3	19	266,6	8	268,6	7	276,9	7	276,9
		ITA MV Agusta F3 675												
17	25	A. BALDOLINI	49	276,2	17	272,7	18	275,5	8	276,2	6	275,5	6	275,5
		ITA Yamaha YZF R6												
18	26	K. WATANABE	57	271,3	21	269,3	21	267,3	8	271,3	7	270,6	7	270,6
		JPN Kawasaki ZX-6R												
19	112	S. AL SULAITI	49	268,6	17	262,1	18	268,6	8	266,0	6	262,7	6	262,7
		QAT Kawasaki ZX-6R												
20	63	Z. KHAIRUDDIN	50	270,6	18	268,6	20	267,9	6	270,6	6	270,6	6	270,6
		MAS Kawasaki ZX-6R												

03/11/2017

These data/results cannot be reproduced, stored and/or transmitted in whole or in part by any manner of electronic, mechanical, photocopying, recording, broadcasting or otherwise now known or herein after developed without the previous express consent by the copyright owner, except for reproduction in daily press and regular printed publications on sale to the public within 60 days of the event related to those data/results and always provided that copyright symbol appears together as follows below.

© DORNA WSBK ORGANIZATION Srl 2017



Qatar Round, 2-3-4 November 2017

World Supersport - Best Laps & Speeds

No.	Rider	Nat	Bike	Best Lap		FP1		FP2		FP3		SP1		SP2	
				laps	speed	laps	speed	laps	speed	laps	speed	laps	speed	laps	speed
21	35 S. HILL			2'02.942		2'04.786		2'03.328		2'03.749		2'02.942			
	GBR	Triumph Daytona 675	60	272,7	23	269,3	22	266,6	8	267,9	7	272,7			
22	195 M. AL NAIMI			2'03.190		2'05.069		2'04.427		2'04.082		2'03.190			
	QAT	Kawasaki ZX-6R	44	272,7	14	272,0	17	272,7	6	270,0	7	270,0			
23	69 X. CARDELUS			2'03.225		2'06.811		2'05.220		2'04.955		2'03.225			
	AND	Yamaha YZF R6	47	270,6	16	270,6	18	269,3	7	270,6	6	267,9			
24	83 L. EPIS			2'03.576		2'05.657		2'04.463		2'04.412		2'03.576			
	AUS	Kawasaki ZX-6R	51	267,9	20	266,0	16	267,9	8	263,4	7	260,8			
25	10 N. CALERO			2'04.068		2'04.940		2'04.068		2'05.716		2'13.310			
	ESP	Kawasaki ZX-6R	47	270,6	20	270,6	18	263,4	4	262,7	5	264,0			
26	48 G. SCARCELLA			2'04.240		2'07.611		2'05.909		2'06.236		2'04.240			
	AUS	Honda CBR600RR	48	268,6	18	265,3	17	262,7	7	268,6	6	265,3			

03/11/2017

These data/results cannot be reproduced, stored and/or transmitted in whole or in part by any manner of electronic, mechanical, photocopying, recording, broadcasting or otherwise now known or herein after developed without the previous express consent by the copyright owner, except for reproduction in daily press and regular printed publications on sale to the public within 60 days of the event related to those data/results and always provided that copyright symbol appears together as follows below.

© DORNA WSBK ORGANIZATION Srl 2017

FICR PERUGIA TIMING



Official Tyre Supplier



Official Timekeeper