



Qatar Round, 2-3-4 November 2017

World Supersport - Results Warm Up

Losail International Circuit 5.380 m

1 / 2

No.	Rider	Nat	Team	Bike	Time	Gap	Rel.	Laps	Speed	
									Avg	Max
1	99 P. JACOBSEN	USA	MV Agusta Reparto Corse	MV Agusta F3 675	2'02.309			7	158,353	267,3
2	144 L. MAHIAS	FRA	GRT Yamaha Official WorldSSP Team	Yamaha YZF R6	2'02.408	0.099	0.099	4	158,225	272,7
3	1 K. SOFUOGLU	TUR	Kawasaki Puccetti Racing	Kawasaki ZX-6R	2'02.430	0.121	0.022	5	158,197	266,7
4	64 F. CARICASULO	ITA	GRT Yamaha Official WorldSSP Team	Yamaha YZF R6	2'02.483	0.174	0.053	7	158,128	276,9
5	81 L. STAPLEFORD	GBR	Profile Racing	Triumph Daytona 675	2'02.662	0.353	0.179	7	157,897	273,4
6	111 K. SMITH	GBR	GEMAR Team Lorini	Honda CBR600RR	2'02.710	0.401	0.048	7	157,836	276,9
7	16 J. CLUZEL	FRA	CIA Landlord Insurance Honda	Honda CBR600RR	2'02.839	0.530	0.129	7	157,670	276,9
8	13 A. WEST	AUS	Kawasaki Puccetti Racing	Kawasaki ZX-6R	2'02.854	0.545	0.015	8	157,651	270,0
9	4 G. REA	GBR	Team Kawasaki Go Eleven	Kawasaki ZX-6R	2'03.095	0.786	0.241	7	157,342	265,4
10	71 C. BERGMAN	SWE	CIA Landlord Insurance Honda	Honda CBR600RR	2'03.147	0.838	0.052	8	157,275	272,0
11	25 A. BALDOLINI	ITA	Race Department ATK#25	Yamaha YZF R6	2'03.247	0.938	0.100	7	157,148	276,2
12	195 M. AL NAIMI	QAT	QMMF Racing	Kawasaki ZX-6R	2'03.325	1.016	0.078	7	157,048	277,6
13	112 S. AL SULAITI	QAT	QMMF Racing	Kawasaki ZX-6R	2'03.423	1.114	0.098	7	156,924	268,0
14	63 Z. KHAIRUDDIN	MAS	Orelac Racing VerdNatura	Kawasaki ZX-6R	2'03.476	1.167	0.053	7	156,856	270,0
15	11 C. GAMARINO	ITA	BARDAHL EVAN BROS. Honda Racing	Honda CBR600RR	2'03.485	1.176	0.009	8	156,845	270,7
16	87 L. ZANETTI	ITA	Team Factory Yamag	MV Agusta F3 675	2'03.622	1.313	0.137	7	156,671	275,5
17	78 H. OKUBO	JPN	CIA Landlord Insurance Honda	Honda CBR600RR	2'03.624	1.315	0.002	7	156,669	268,0
18	10 N. CALERO	ESP	Orelac Racing VerdNatura	Kawasaki ZX-6R	2'03.693	1.384	0.069	7	156,581	276,2
19	26 K. WATANABE	JPN	Team Kawasaki Go Eleven	Kawasaki ZX-6R	2'03.998	1.689	0.305	7	156,196	266,7
20	65 M. CANDUCCI	ITA	3570 Puccetti Racing FMI	Kawasaki ZX-6R	2'04.011	1.702	0.013	8	156,180	270,0
21	35 S. HILL	GBR	Profile Racing	Triumph Daytona 675	2'04.131	1.822	0.120	8	156,029	270,0
22	69 X. CARDELUS	AND	Race Department ATK#25	Yamaha YZF R6	2'04.334	2.025	0.203	7	155,774	271,4
23	83 L. EPIS	AUS	Response RE Racing	Kawasaki ZX-6R	2'04.577	2.268	0.243	8	155,470	260,9
24	48 G. SCARCELLA	AUS	GEMAR Team Lorini	Honda CBR600RR	2'05.879	3.570	1.302	7	153,862	263,4
25	32 S. MORAIS	RSA	Kallio Racing	Yamaha YZF R6				1		139,2
26	66 N. TUULI	FIN	Kallio Racing	Yamaha YZF R6				1		267,3

AIR	Humidity:	52%	Temp:	30°C
TRACK	Condition:	Dry	Temp:	32°C

Records	Pole (SP2)	2017 L.Mahias	2'00.738	160,410	Km/h
	Race (RC)	2014 J.Cluzel	2'01.999	158,760	Km/h
	Circuit (SP2)	2017 L.Mahias	2'00.738	160,410	Km/h

Start 04/11/2017 17:00 End 17:17 The results are provisional until the end of the time limit for protests and appeals and the completion of the technical checks.

These data/results cannot be reproduced, stored and/or transmitted in whole or in part by any manner of electronic, mechanical, photocopying, recording, broadcasting or otherwise now known or herein after developed without the previous express consent by the copyright owner, except for reproduction in daily press and regular printed publications on sale to the public within 60 days of the event related to those data/results and always provided that copyright symbol appears together as follows below.

© DORNA WSBK ORGANIZATION Srl 2017





Qatar Round, 2-3-4 November 2017

World Supersport - Results Warm Up

Session Highlights

Local Time	No. Rider	Description
17.00.00		Start
17.00.02		WorldSSP Pit Intervention Time: 1min 11secs
17.02.59	66 N. TUULI	Crashed - Turn 2
17.13.09	13 A. WEST	Lap Cancelled (2'03.325) - Exceeded Track Limits - Turn 15
17.17.14		End Of Session

Fastest Laps Sequence

No.	Rider	Nat	Team	Bike	Local Time	Time	Gap	Avg
83	L. EPIS	AUS	Response RE Racing	Kawasaki ZX-6R	17:04'21.430	2'05.546		154,270
65	M. CANDUCCI	ITA	3570 Pucetti Racing FMI	Kawasaki ZX-6R	17:04'23.346	2'04.813	-0.733	155,176
112	S. AL SULAITI	QAT	QMMF Racing	Kawasaki ZX-6R	17:04'23.455	2'04.779	-0.034	155,218
195	M. AL NAIMI	QAT	QMMF Racing	Kawasaki ZX-6R	17:04'24.857	2'04.269	-0.510	155,855
81	L. STAPLEFORD	GBR	Profile Racing	Triumph Daytona 675	17:04'34.431	2'03.677	-0.592	156,601
111	K. SMITH	GBR	GEMAR Team Lorini	Honda CBR600RR	17:04'37.524	2'03.578	-0.099	156,727
99	P. JACOBSEN	USA	MV Agusta Reparto Corse	MV Agusta F3 675	17:05'04.555	2'02.721	-0.857	157,821
111	K. SMITH	GBR	GEMAR Team Lorini	Honda CBR600RR	17:06'40.234	2'02.710	-0.011	157,836
99	P. JACOBSEN	USA	MV Agusta Reparto Corse	MV Agusta F3 675	17:07'07.111	2'02.556	-0.154	158,034
144	L. MAHIAS	FRA	GRT Yamaha Official WorldSSP Team	Yamaha YZF R6	17:13'11.243	2'02.408	-0.148	158,225
99	P. JACOBSEN	USA	MV Agusta Reparto Corse	MV Agusta F3 675	17:15'17.855	2'02.309	-0.099	158,353

Start 17:00 End 17:17 The results are provisional until the end of the time limit for protests and appeals and the completion of the technical checks.

These data/results cannot be reproduced, stored and/or transmitted in whole or in part by any manner of electronic, mechanical, photocopying, recording, broadcasting or otherwise now known or herein after developed without the previous express consent by the copyright owner, except for reproduction in daily press and regular printed publications on sale to the public within 60 days of the event related to those data/results and always provided that copyright symbol appears together as follows below.

© DORNA WSBK ORGANIZATION Srl 2017

Qatar Round, 2-3-4 November 2017

World Supersport - Best Sector & Speed Warm Up

Losail International Circuit 5,380 m

BEST LAP		
1	99 P. JACOBSEN	MV Agusta F3 675 2'02.309
2	144 L. MAHIAS	Yamaha YZF R6 2'02.408
3	1 K. SOFUOGLU	Kawasaki ZX-6R 2'02.430
4	64 F. CARICASULO	Yamaha YZF R6 2'02.483
5	81 L. STAPLEFORD	Triumph Daytona 675 2'02.662
6	111 K. SMITH	Honda CBR600RR 2'02.710
7	16 J. CLUZEL	Honda CBR600RR 2'02.839
8	13 A. WEST	Kawasaki ZX-6R 2'02.854
9	4 G. REA	Kawasaki ZX-6R 2'03.095
10	71 C. BERGMAN	Honda CBR600RR 2'03.147
11	25 A. BALDOLINI	Yamaha YZF R6 2'03.247
12	195 M. AL NAIMI	Kawasaki ZX-6R 2'03.325
13	112 S. AL SULAITI	Kawasaki ZX-6R 2'03.423
14	63 Z. KHAIRUDDIN	Kawasaki ZX-6R 2'03.476
15	11 C. GAMARINO	Honda CBR600RR 2'03.485
16	87 L. ZANETTI	MV Agusta F3 675 2'03.622
17	78 H. OKUBO	Honda CBR600RR 2'03.624
18	10 N. CALERO	Kawasaki ZX-6R 2'03.693
19	26 K. WATANABE	Kawasaki ZX-6R 2'03.998
20	65 M. CANDUCCI	Kawasaki ZX-6R 2'04.011
21	35 S. HILL	Triumph Daytona 675 2'04.131
22	69 X. CARDELUS	Yamaha YZF R6 2'04.334
23	83 L. EPIS	Kawasaki ZX-6R 2'04.577
24	48 G. SCARCELLA	Honda CBR600RR 2'05.879
25	32 S. MORAIS	Yamaha YZF R6
26	66 N. TUULI	Yamaha YZF R6

SPEED		
1	195 M. AL NAIMI	Kawasaki ZX-6R 277,6
2	16 J. CLUZEL	Honda CBR600RR 276,9
3	111 K. SMITH	Honda CBR600RR 276,9
4	64 F. CARICASULO	Yamaha YZF R6 276,9
5	10 N. CALERO	Kawasaki ZX-6R 276,2
6	25 A. BALDOLINI	Yamaha YZF R6 276,2
7	87 L. ZANETTI	MV Agusta F3 675 275,5
8	81 L. STAPLEFORD	Triumph Daytona 675 273,4
9	144 L. MAHIAS	Yamaha YZF R6 272,7
10	71 C. BERGMAN	Honda CBR600RR 272,0
11	69 X. CARDELUS	Yamaha YZF R6 271,4
12	11 C. GAMARINO	Honda CBR600RR 270,7
13	13 A. WEST	Kawasaki ZX-6R 270,0
14	35 S. HILL	Triumph Daytona 675 270,0
15	63 Z. KHAIRUDDIN	Kawasaki ZX-6R 270,0
16	65 M. CANDUCCI	Kawasaki ZX-6R 270,0
17	112 S. AL SULAITI	Kawasaki ZX-6R 268,0
18	78 H. OKUBO	Honda CBR600RR 268,0
19	66 N. TUULI	Yamaha YZF R6 267,3
20	99 P. JACOBSEN	MV Agusta F3 675 267,3
21	26 K. WATANABE	Kawasaki ZX-6R 266,7
22	1 K. SOFUOGLU	Kawasaki ZX-6R 266,7
23	4 G. REA	Kawasaki ZX-6R 265,4
24	48 G. SCARCELLA	Honda CBR600RR 263,4
25	83 L. EPIS	Kawasaki ZX-6R 260,9
26	32 S. MORAIS	Yamaha YZF R6 139,2

SEG. 1	
1	1 K. SOFUOGLU 26.626
2	64 F. CARICASULO 26.667
3	111 K. SMITH 26.708
4	16 J. CLUZEL 26.752
5	81 L. STAPLEFORD 26.757
6	99 P. JACOBSEN 26.793
7	71 C. BERGMAN 26.808
8	4 G. REA 26.808
9	63 Z. KHAIRUDDIN 26.849
10	144 L. MAHIAS 26.866
11	13 A. WEST 26.873
12	25 A. BALDOLINI 26.930
13	195 M. AL NAIMI 26.969
14	112 S. AL SULAITI 26.979
15	87 L. ZANETTI 26.986
16	26 K. WATANABE 27.021
17	11 C. GAMARINO 27.083
18	78 H. OKUBO 27.133
19	69 X. CARDELUS 27.142
20	10 N. CALERO 27.203
21	83 L. EPIS 27.261
22	35 S. HILL 27.264
23	65 M. CANDUCCI 27.272
24	48 G. SCARCELLA 27.395

SEG. 2	
1	64 F. CARICASULO 31.137
2	13 A. WEST 31.206
3	1 K. SOFUOGLU 31.274
4	144 L. MAHIAS 31.283
5	99 P. JACOBSEN 31.316
6	81 L. STAPLEFORD 31.330
7	112 S. AL SULAITI 31.446
8	71 C. BERGMAN 31.463
9	111 K. SMITH 31.486
10	4 G. REA 31.493
11	16 J. CLUZEL 31.502
12	26 K. WATANABE 31.566
13	10 N. CALERO 31.576
14	78 H. OKUBO 31.586
15	87 L. ZANETTI 31.589
16	63 Z. KHAIRUDDIN 31.599
17	25 A. BALDOLINI 31.641
18	11 C. GAMARINO 31.642
19	83 L. EPIS 31.657
20	35 S. HILL 31.659
21	195 M. AL NAIMI 31.714
22	65 M. CANDUCCI 31.752
23	69 X. CARDELUS 31.792
24	48 G. SCARCELLA 32.499
25	32 S. MORAIS 33.363
26	66 N. TUULI 33.446

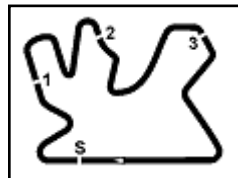
SEG. 3	
1	99 P. JACOBSEN 29.779
2	4 G. REA 29.872
3	16 J. CLUZEL 29.881
4	111 K. SMITH 29.895
5	71 C. BERGMAN 29.942
6	144 L. MAHIAS 29.952
7	25 A. BALDOLINI 30.011
8	81 L. STAPLEFORD 30.014
9	10 N. CALERO 30.015
10	1 K. SOFUOGLU 30.015
11	64 F. CARICASULO 30.035
12	78 H. OKUBO 30.072
13	87 L. ZANETTI 30.092
14	195 M. AL NAIMI 30.096
15	13 A. WEST 30.106
16	11 C. GAMARINO 30.118
17	63 Z. KHAIRUDDIN 30.120
18	65 M. CANDUCCI 30.121
19	112 S. AL SULAITI 30.185
20	35 S. HILL 30.261
21	26 K. WATANABE 30.286
22	83 L. EPIS 30.404
23	69 X. CARDELUS 30.413
24	48 G. SCARCELLA 30.471
25	32 S. MORAIS 31.648
26	66 N. TUULI 31.659

SEG. 4	
1	16 J. CLUZEL 34.306
2	144 L. MAHIAS 34.307
3	81 L. STAPLEFORD 34.309
4	1 K. SOFUOGLU 34.341
5	111 K. SMITH 34.364
6	64 F. CARICASULO 34.368
7	99 P. JACOBSEN 34.394
8	25 A. BALDOLINI 34.493
9	195 M. AL NAIMI 34.546
10	13 A. WEST 34.555
11	69 X. CARDELUS 34.574
12	4 G. REA 34.578
13	87 L. ZANETTI 34.582
14	65 M. CANDUCCI 34.587
15	71 C. BERGMAN 34.630
16	11 C. GAMARINO 34.642
17	63 Z. KHAIRUDDIN 34.643
18	10 N. CALERO 34.684
19	78 H. OKUBO 34.788
20	112 S. AL SULAITI 34.795
21	35 S. HILL 34.947
22	48 G. SCARCELLA 34.975
23	26 K. WATANABE 34.989
24	83 L. EPIS 35.143
25	66 N. TUULI 35.340

04/11/2017

These data/results cannot be reproduced, stored and/or transmitted in whole or in part by any manner of electronic, mechanical, photocopying, recording, broadcasting or otherwise now known or herein after developed without the previous express consent by the copyright owner, except for reproduction in daily press and regular printed publications on sale to the public within 60 days of the event related to those data/results and always provided that copyright symbol appears together as follows below.

© DORNA WSBK ORGANIZATION Srl 2017



Qatar Round, 2-3-4 November 2017

World Supersport - Ideal Times Warm Up

Losail International Circuit 5.380 m

Rider No.	Nat	Bike	Seg. 1 Diff. 1	Seg. 2 Diff. 2	Seg. 3 Diff. 3	Seg. 4 Diff. 4	Ideal Time		
							Best Lap	Pos.	Diff.
1	64 F. CARICASULO	ITA Yamaha YZF R6	26.667 0.046	31.137 0.184	30.035 0.026	34.368 0.020	2'02.207 2'02.483	6	0.276
2	1 K. SOFUOGLU	TUR Kawasaki ZX-6R	26.626	31.274	30.015 0.103	34.341 0.071	2'02.256 2'02.430	5	0.174
3	99 P. JACOBSEN	USA MV Agusta F3 675	26.793 0.027	31.316	29.779	34.394	2'02.282 2'02.309	3	0.027
4	144 L. MAHIAS	FRA Yamaha YZF R6	26.866	31.283	29.952	34.307	2'02.408 2'02.408	4	
5	81 L. STAPLEFORD	GBR Triumph Daytona 675	26.757	31.330 0.163	30.014 0.004	34.309 0.085	2'02.410 2'02.662	7	0.252
6	16 J. CLUZEL	FRA Honda CBR600RR	26.752 0.211	31.502 0.187	29.881	34.306	2'02.441 2'02.839	9	0.398
7	111 K. SMITH	GBR Honda CBR600RR	26.708 0.097	31.486 0.107	29.895 0.053	34.364	2'02.453 2'02.710	8	0.257
8	13 A. WEST	AUS Kawasaki ZX-6R	26.873 0.074	31.206	30.106 0.040	34.555	2'02.740 2'02.854	10	0.114
9	4 G. REA	GBR Kawasaki ZX-6R	26.808 0.184	31.493	29.872 0.020	34.578 0.140	2'02.751 2'03.095	11	0.344
10	71 C. BERGMAN	SWE Honda CBR600RR	26.808	31.463	29.942 0.183	34.630 0.121	2'02.843 2'03.147	12	0.304
11	25 A. BALDOLINI	ITA Yamaha YZF R6	26.930	31.641 0.124	30.011	34.493 0.048	2'03.075 2'03.247	13	0.172
12	63 Z. KHAIRUDDIN	MAS Kawasaki ZX-6R	26.849 0.265	31.599	30.120	34.643	2'03.211 2'03.476	16	0.265
13	87 L. ZANETTI	ITA MV Agusta F3 675	26.986 0.137	31.589	30.092 0.021	34.582 0.215	2'03.249 2'03.622	18	0.373
14	195 M. AL NAIMI	QAT Kawasaki ZX-6R	26.969	31.714	30.096	34.546	2'03.325 2'03.325	14	
15	112 S. AL SULAITI	QAT Kawasaki ZX-6R	26.979	31.446	30.185 0.018	34.795	2'03.405 2'03.423	15	0.018
16	10 N. CALERO	ESP Kawasaki ZX-6R	27.203	31.576 0.215	30.015	34.684	2'03.478 2'03.693	20	0.215
17	11 C. GAMARINO	ITA Honda CBR600RR	27.083	31.642	30.118	34.642	2'03.485 2'03.485	17	
18	78 H. OKUBO	JPN Honda CBR600RR	27.133 0.045	31.586	30.072	34.788	2'03.579 2'03.624	19	0.045
19	65 M. CANDUCCI	ITA Kawasaki ZX-6R	27.272	31.752	30.121 0.167	34.587 0.112	2'03.732 2'04.011	22	0.279
20	26 K. WATANABE	JPN Kawasaki ZX-6R	27.021 0.025	31.566	30.286 0.077	34.989 0.034	2'03.862 2'03.998	21	0.136
21	69 X. CARDELUS	AND Yamaha YZF R6	27.142 0.394	31.792	30.413 0.019	34.574	2'03.921 2'04.334	24	0.413
22	35 S. HILL	GBR Triumph Daytona 675	27.264	31.659	30.261	34.947	2'04.131 2'04.131	23	
23	83 L. EPIS	AUS Kawasaki ZX-6R	27.261 0.088	31.657	30.404 0.020	35.143 0.004	2'04.465 2'04.577	25	0.112
24	48 G. SCARCELLA	AUS Honda CBR600RR	27.395 0.221	32.499 0.318	30.471	34.975	2'05.340 2'05.879	26	0.539
Overall Ideal Time			26.626	31.137	29.779	34.306	2'01.848		

04/11/2017

These data/results cannot be reproduced, stored and/or transmitted in whole or in part by any manner of electronic, mechanical, photocopying, recording, broadcasting or otherwise now known or herein after developed without the previous express consent by the copyright owner, except for reproduction in daily press and regular printed publications on sale to the public within 60 days of the event related to those data/results and always provided that copyright symbol appears together as follows below.

© DORNA WSBK ORGANIZATION Srl 2017

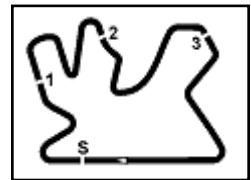
FICR PERUGIA TIMING



Official Tyre Supplier



Official Timekeeper



Qatar Round, 2-3-4 November 2017
World Supersport - Chronological Analysis Warm Up

Losail International Circuit 5.380 m

1 / 3

1° 99 P. JACOBSEN (2'02.309)

Lap	Seg.1	Seg.2	Seg.3	Seg.4	Lap Time	km/h	Local Time
							17:00'47.149
1	35.037	33.565	30.890	35.193	2'14.685P	125,6	17:03'01.834
2	26.938	31.463	29.916	34.404	2'02.721	262,8	17:05'04.555
3	26.793	31.490	29.806	34.467	2'02.556	264,7	17:07'07.111
4	26.896	31.488	29.813	34.519	2'02.716	264,7	17:09'09.827
5	26.835	31.559	29.914	34.620	2'02.928	266,0	17:11'12.755
6	26.953	31.393	29.945	34.500	2'02.791	264,7	17:13'15.546
7	26.820	31.316	29.779	34.394	2'02.309	267,3	17:15'17.855

1	33.823	34.725	32.689	36.284	2'17.521P	142,5	17:02'43.886
2	28.679	32.773	31.106	37.480	2'10.038	264,1	17:04'53.924
3	26.963	31.689	29.881	34.306	2'02.839	268,0	17:06'56.763
4	26.752	31.505	30.185	34.527	2'02.969	276,9	17:08'59.732
5	26.868	31.526	30.936	42.268	2'11.598	268,0	17:11'11.330
6	26.915	31.502	29.976	34.641	2'03.034	269,3	17:13'14.364
7	26.829	31.564	30.098	34.555	2'03.046	271,4	17:15'17.410

2° 144 L. MAHIAS (2'02.408)

Lap	Seg.1	Seg.2	Seg.3	Seg.4	Lap Time	km/h	Local Time
							17:06'48.207
1	39.084	32.647	30.218	35.665	2'17.614P		17:09'05.821
2	27.056	31.308	30.164	34.486	2'03.014	266,7	17:11'08.835
3	26.866	31.283	29.952	34.307	2'02.408	268,0	17:13'11.243
4	27.263	31.379	29.976	34.731	2'03.349	272,7	17:15'14.592

8° 13 A. WEST (2'02.854)

Lap	Seg.1	Seg.2	Seg.3	Seg.4	Lap Time	km/h	Local Time
							17:00'01.730
1	36.453	32.894	31.433	36.461	2'17.241P	136,5	17:02'18.971
2	27.457	31.904	30.402	38.250	2'08.013	270,0	17:04'26.984
3	26.949	32.173	30.552	34.734	2'04.408	267,3	17:06'31.392
4	26.873	31.491	30.106	34.690	2'03.160	266,7	17:08'34.552
5	26.947	31.206	30.146	34.555	2'02.854	265,4	17:10'37.406
6	26.949	31.276	30.154	34.946	2'03.325C	266,0	17:12'40.731
7	26.954	31.390	30.312	34.677	2'03.333	264,1	17:14'44.064
8	27.069	31.447	30.265	34.790	2'03.571	264,1	17:16'47.635

3° 1 K. SOFUOGLU (2'02.430)

Lap	Seg.1	Seg.2	Seg.3	Seg.4	Lap Time	km/h	Local Time
							17:05'27.617
1	32.632	33.120	30.773	34.959	2'11.484P	145,7	17:07'39.101
2	27.042	31.599	30.153	34.779	2'03.573	265,4	17:09'42.674
3	26.963	31.705	30.099	34.486	2'03.253	266,0	17:11'45.927
4	26.697	31.596	30.015	34.341	2'02.649	266,0	17:13'48.576
5	26.626	31.274	30.118	34.412	2'02.430	266,7	17:15'51.006

9° 4 G. REA (2'03.095)

Lap	Seg.1	Seg.2	Seg.3	Seg.4	Lap Time	km/h	Local Time
							17:00'43.508
1	32.639	32.280	30.659	35.078	2'10.656P	133,5	17:02'54.164
2	27.156	31.631	30.327	35.343	2'04.457	261,5	17:04'58.621
3	27.163	31.534	30.132	34.687	2'03.516	262,1	17:07'02.137
4	26.878	31.638	29.872	35.378	2'03.766	262,8	17:09'05.903
5	27.254	31.653	30.028	34.578	2'03.513	263,4	17:11'09.416
6	26.808	31.604	29.982	34.993	2'03.387	265,4	17:13'12.803
7	26.992	31.493	29.892	34.718	2'03.095	264,7	17:15'15.898

4° 64 F. CARICASULO (2'02.483)

Lap	Seg.1	Seg.2	Seg.3	Seg.4	Lap Time	km/h	Local Time
							17:00'29.618
1	32.042	34.929	32.606	36.050	2'15.627P	151,9	17:02'45.245
2	27.472	32.845	31.264	35.541	2'07.122	270,7	17:04'52.367
3	27.081	31.334	30.153	34.476	2'03.044	269,3	17:06'55.411
4	26.965	34.632	30.065	34.368	2'06.030	270,0	17:09'01.441
5	26.667	31.296	30.082	40.958	2'09.003	272,0	17:11'10.444
6	26.713	31.321	30.061	34.388	2'02.483	272,7	17:13'12.927
7	26.748	31.137	30.035	34.600	2'02.528	276,9	17:15'15.455

10° 71 C. BERGMAN (2'03.147)

Lap	Seg.1	Seg.2	Seg.3	Seg.4	Lap Time	km/h	Local Time
							17:00'05.664
1	37.185	35.138	35.974	36.319	2'24.616P		17:02'30.280
2	27.287	31.778	30.222	34.899	2'04.186	265,4	17:04'34.466
3	27.006	31.720	29.942	34.735	2'03.403	266,7	17:06'37.869
4	27.079	31.855	30.209	34.740	2'03.883	272,0	17:08'41.752
5	27.782	31.799	30.213	34.756	2'04.550	267,3	17:10'46.302
6	26.808	31.463	30.125	34.751	2'03.147	266,0	17:12'49.449
7	26.956	31.662	30.052	34.630	2'03.300	268,0	17:14'52.749
8	27.072	31.643	30.184	34.783	2'03.682	263,4	17:16'56.431

5° 81 L. STAPLEFORD (2'02.662)

Lap	Seg.1	Seg.2	Seg.3	Seg.4	Lap Time	km/h	Local Time
							17:00'21.521
1	32.142	32.091	30.434	34.566	2'09.233P	155,6	17:02'30.754
2	27.376	31.563	30.138	34.600	2'03.677	273,4	17:04'34.431
3	26.993	31.330	30.014	34.790	2'03.127	269,3	17:06'37.558
4	26.977	31.612	30.091	34.309	2'02.989	267,3	17:08'40.547
5	26.920	31.491	30.166	34.582	2'03.159	269,3	17:10'43.706
6	26.757	31.493	30.018	34.394	2'02.662	267,3	17:12'46.368
7	31.561	33.909	33.719	36.962	2'16.151	266,7	17:15'02.519

11° 25 A. BALDOLINI (2'03.247)

Lap	Seg.1	Seg.2	Seg.3	Seg.4	Lap Time	km/h	Local Time
							17:00'08.279
1	36.076	35.328	33.040	37.717	2'22.161P	126,0	17:02'30.440
2	27.446	32.310	30.316	34.493	2'04.565	274,8	17:04'35.005
3	26.930	31.765	30.011	34.541	2'03.247	275,5	17:06'38.252
4	27.160	31.687	30.419	34.794	2'04.060	275,5	17:08'42.312
5	27.099	31.641	31.891	1'26.932	2'57.563P	276,2	17:11'39.875
6	33.840	31.641	30.304	34.788	2'10.573P	135,0	17:13'50.448
7	27.185	31.690	30.848	34.833	2'04.556	268,0	17:15'55.004

6° 111 K. SMITH (2'02.710)

Lap	Seg.1	Seg.2	Seg.3	Seg.4	Lap Time	km/h	Local Time
							17:00'20.765
1	34.355	33.105	30.588	35.133	2'13.181P	135,8	17:02'33.946
2	27.361	31.741	29.975	34.501	2'03.578	269,3	17:04'37.524
3	26.805	31.593	29.948	34.364	2'02.710	271,4	17:06'40.234
4	26.708	31.486	29.895	34.652	2'02.741	272,7	17:08'42.975
5	27.323	31.910	30.111	1'57.233	3'26.577P	276,9	17:12'09.552
6	31.206	31.862	30.243	34.757	2'08.068P	149,8	17:14'17.620
7	26.955	31.597	29.990	34.530	2'03.072	266,0	17:16'20.692

12° 195 M. AL NAIMI (2'03.325)

Lap	Seg.1	Seg.2	Seg.3	Seg.4	Lap Time	km/h	Local Time
							16:59'59.626
1	37.323	32.359	32.771	38.509	2'20.962P	152,8	17:02'20.588
2	27.222	32.110	30.130	34.807	2'04.269	269,3	17:04'24.857
3	26.969	31.714	30.096	34.546	2'03.325	270,0	17:06'28.182
4	27.634	31.887	37.536	39.966	2'17.023	277,6	17:08'45.205
5	27.078	31.727	30.374	34.927	2'04.106	271,4	17:10'49.311
6	26.997	37.059	34.516	35.562	2'14.134	272,7	17:13'03.445
7	27.206	32.077	30.544	34.967	2'04.794	269,3	17:15'08.239

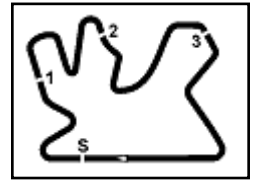
7° 16 J. CLUZEL (2'02.839)

Lap	Seg.1	Seg.2	Seg.3	Seg.4	Lap Time	km/h	Local Time
							17:00'26.365

04/11/2017

P = Pits In/Out - C = Lap-Time Cancelled

These data/results cannot be reproduced, stored and/or transmitted in whole or in part by any manner of electronic, mechanical, photocopying, recording, broadcasting or otherwise now known or herein after developed without the previous express consent by the copyright owner, except for reproduction in daily press and regular printed publications on sale to the public within 60 days of the event related to those data



Qatar Round, 2-3-4 November 2017

World Supersport - Chronological Analysis Warm Up

Losail International Circuit 5.380 m

2 / 3

13° 112 S. AL SULAITI (2'03.423)							
Lap	Seg.1	Seg.2	Seg.3	Seg.4	Lap Time	km/h	Local Time
17:00'07.024							
1	32.296	33.173	30.708	35.475	2'11.652P	163,1	17:02'18.676
2	27.450	31.949	30.336	35.044	2'04.779	268,0	17:04'23.455
3	27.297	31.870	30.185	34.854	2'04.206	267,3	17:06'27.661
4	26.979	31.446	30.203	34.795	2'03.423	263,4	17:08'31.084
5	27.422	32.221	30.451	1'51.137	3'21.231P	262,1	17:11'52.315
6	29.930	31.709	30.247	35.024	2'06.910P	157,7	17:13'59.225
7	27.154	31.614	30.211	34.978	2'03.957	261,5	17:16'03.182

14° 63 Z. KHAIRUDDIN (2'03.476)							
Lap	Seg.1	Seg.2	Seg.3	Seg.4	Lap Time	km/h	Local Time
17:00'33.648							
1	32.877	32.684	31.053	35.464	2'12.078P	149,4	17:02'45.726
2	27.375	32.719	31.379	35.742	2'07.215	270,0	17:04'52.941
3	27.063	31.785	30.211	34.684	2'03.743	268,7	17:06'56.684
4	27.114	31.599	30.120	34.643	2'03.476	268,7	17:09'00.160
5	26.849	31.769	30.589	44.331	2'13.538	270,0	17:11'13.698
6	27.130	31.721	30.324	34.786	2'03.961	268,0	17:13'17.659
7	28.717	33.015	31.243	35.388	2'08.363	268,0	17:15'26.022

15° 11 C. GAMARINO (2'03.485)							
Lap	Seg.1	Seg.2	Seg.3	Seg.4	Lap Time	km/h	Local Time
17:00'05.638							
1	33.291	32.815	31.147	35.423	2'12.676P	152,3	17:02'18.314
2	27.399	35.143	30.425	35.018	2'07.985	262,8	17:04'26.299
3	27.529	32.091	30.565	34.891	2'05.076	268,7	17:06'31.375
4	27.687	31.781	30.360	34.907	2'04.735	262,8	17:08'36.110
5	27.236	31.721	30.405	34.928	2'04.290	266,7	17:10'40.400
6	29.870	32.410	30.191	34.762	2'07.233	263,4	17:12'47.633
7	27.314	33.590	30.261	34.781	2'05.946	263,4	17:14'53.579
8	27.083	31.642	30.118	34.642	2'03.485	270,7	17:16'57.064

16° 87 L. ZANETTI (2'03.622)							
Lap	Seg.1	Seg.2	Seg.3	Seg.4	Lap Time	km/h	Local Time
17:00'06.341							
1	33.198	33.625	30.617	35.911	2'13.351P	147,3	17:02'19.692
2	27.945	31.910	30.214	37.309	2'07.378	273,4	17:04'27.070
3	27.389	32.879	32.363	38.720	2'11.351	269,3	17:06'38.421
4	29.641	31.750	30.092	34.582	2'06.065	275,5	17:08'44.486
5	27.123	31.589	30.113	34.797	2'03.622	269,3	17:10'48.108
6	30.491	34.859	34.231	35.775	2'15.356	268,7	17:13'03.464
7	26.986	31.738	30.232	34.791	2'03.747	273,4	17:15'07.211

17° 78 H. OKUBO (2'03.624)							
Lap	Seg.1	Seg.2	Seg.3	Seg.4	Lap Time	km/h	Local Time
17:00'05.038							
1	33.280	33.970	31.209	35.979	2'14.438P	151,7	17:02'19.476
2	27.762	31.901	30.173	35.101	2'04.937	268,0	17:04'24.413
3	27.178	31.586	30.072	34.788	2'03.624	264,1	17:06'28.037
4	27.617	32.748	33.313	37.590	2'11.268	268,0	17:08'39.305
5	27.548	40.261	30.474	39.945	2'18.228	264,1	17:10'57.533
6	27.133	31.661	30.246	34.888	2'03.928	265,4	17:13'01.461
7	27.582	32.206	30.469	35.163	2'05.420	267,3	17:15'06.881

18° 10 N. CALERO (2'03.693)							
Lap	Seg.1	Seg.2	Seg.3	Seg.4	Lap Time	km/h	Local Time
17:00'08.723							
1	34.352	35.068	35.086	37.556	2'22.062P	158,4	17:02'30.785
2	27.610	31.576	30.188	34.788	2'04.162	272,0	17:04'34.947
3	27.203	31.791	30.015	34.684	2'03.693	269,3	17:06'38.640
4	27.238	31.707	30.452	34.725	2'04.122	276,2	17:08'42.762
5	27.463	37.048	30.507	37.698	2'12.716	270,0	17:10'55.478

19° 26 K. WATANABE (2'03.998)							
Lap	Seg.1	Seg.2	Seg.3	Seg.4	Lap Time	km/h	Local Time
17:00'24.837							
1	33.888	33.381	31.274	35.551	2'14.094P	145,2	17:02'38.931
2	27.443	31.826	30.626	35.171	2'05.066	260,9	17:04'43.997
3	27.046	31.566	30.363	35.023	2'03.998	262,1	17:06'47.995
4	27.152	31.577	30.359	35.001	2'04.089	262,1	17:08'52.084
5	27.021	31.618	30.297	35.065	2'04.001	263,4	17:10'56.085
6	27.228	35.070	36.744	35.829	2'14.871	266,7	17:13'10.956
7	27.660	31.674	30.286	34.989	2'04.609	262,1	17:15'15.565

20° 65 M. CANDUCCI (2'04.011)							
Lap	Seg.1	Seg.2	Seg.3	Seg.4	Lap Time	km/h	Local Time
17:00'05.033							
1	32.332	34.587	31.088	35.493	2'13.500P	150,6	17:02'18.533
2	27.374	31.946	30.420	35.073	2'04.813	270,0	17:04'23.346
3	27.272	31.752	30.288	34.699	2'04.011	263,4	17:06'27.357
4	30.338	32.531	30.121	34.587	2'07.577	266,0	17:08'34.934
5	36.338	32.288	30.628	35.079	2'14.333	269,3	17:10'49.267
6	27.277	31.895	30.422	34.677	2'04.271	268,7	17:12'53.538
7	27.466	31.961	30.545	35.031	2'05.003	266,0	17:14'53.541
8	27.276	32.271	30.722	39.724	2'09.993		17:17'08.534

21° 35 S. HILL (2'04.131)							
Lap	Seg.1	Seg.2	Seg.3	Seg.4	Lap Time	km/h	Local Time
17:00'06.791							
1	33.141	33.491	30.917	36.534	2'14.083P	151,0	17:02'20.874
2	27.474	31.977	30.704	35.010	2'05.165	270,0	17:04'26.039
3	27.761	31.998	31.020	35.036	2'05.815	262,8	17:06'31.854
4	28.347	31.958	30.943	36.413	2'07.661	266,7	17:08'39.515
5	27.370	31.771	30.371	35.301	2'04.813	265,4	17:10'44.328
6	27.264	31.659	30.261	34.947	2'04.131	264,1	17:12'48.459
7	27.373	31.671	30.798	34.998	2'04.840	264,7	17:14'53.299
8	27.319	32.029	30.376	35.044	2'04.768	264,1	17:16'58.067

22° 69 X. CARDELUS (2'04.334)							
Lap	Seg.1	Seg.2	Seg.3	Seg.4	Lap Time	km/h	Local Time
17:00'11.424							
1	32.970	33.948	32.553	36.322	2'15.793P	158,4	17:02'27.217
2	28.068	32.229	30.617	34.912	2'05.826	264,7	17:04'33.043
3	27.282	31.843	30.413	35.066	2'04.604	266,0	17:06'37.647
4	27.142	31.867	30.749	34.852	2'04.610	267,3	17:08'42.257
5	27.536	31.792	30.432	34.574	2'04.334	268,7	17:10'46.591
6	27.212	32.166	35.802	40.025	2'15.205	271,4	17:13'01.796
7	27.563	32.647	30.876	34.942	2'06.028	267,3	17:15'07.824

23° 83 L. EPIS (2'04.577)							
Lap	Seg.1	Seg.2	Seg.3	Seg.4	Lap Time	km/h	Local Time
17:00'01.488							
1	34.686	32.906	30.995	35.809	2'14.396P	146,1	17:02'15.884
2	27.519	32.019	30.493	35.515	2'05.546	257,8	17:04'21.430
3	27.506	31.734	30.404	35.196	2'04.840	257,1	17:06'26.270
4	27.349	31.657	30.424	35.147	2'04.577	257,8	17:08'30.847
5	27.480	31.887	30.423	35.176	2'04.966	256,5	17:10'35.813
6	27.261	31.961	30.561	35.482	2'05.265	259,6	17:12'41.078
7	27.275	31.730	30.457	35.143	2'04.605	260,9	17:14'45.683
8	27.527	31.734	30.422	35.451	2'05.134	259,6	17:16'50.817

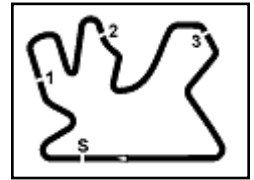
24° 48 G. SCARCELLA (2'05.879)							
Lap	Seg.1	Seg.2	Seg.3	Seg.4	Lap Time	km/h	Local Time
17:00'04.142							
1	35.087	35.228	31.929	37.079	2'19.323P	142,5	17:02'23.465

04/11/2017 P = Pits In/Out - C = Lap-Time Cancelled

These data/results cannot be reproduced, stored and/or transmitted in whole or in part by any manner of electronic, mechanical, photocopying, recording, broadcasting or otherwise now known or herein after developed without the previous express consent by the copyright owner, except for reproduction in daily press and regular printed publications on sale to the public within 60 days of the event related to those data/results and always provided that copyright symbol appears together as follows below.

© DORNA WSBK ORGANIZATION Srl 2017





Qatar Round, 2-3-4 November 2017

World Supersport - Chronological Analysis Warm Up

2	27.882	33.209	30.851	35.564	2'07.506	262,8	17:04'30.971
3	27.854	32.820	30.659	35.339	2'06.672	262,1	17:06'37.643
4	27.926	35.286	30.725	35.265	2'09.202	263,4	17:08'46.845
5	27.395	33.516	30.642	36.413	2'07.966	263,4	17:10'54.811
6	27.525	32.499	31.029	35.316	2'06.369	261,5	17:13'01.180
7	27.616	32.817	30.471	34.975	2'05.879	260,9	17:15'07.059

25° 66 N. TUULI ()							
Lap	Seg.1	Seg.2	Seg.3	Seg.4	Lap Time	km/h	Local Time
							17:00'17.015
1							17:00'17.432
2	32.737	33.446	31.659	35.340	2'13.182P	138,5	17:02'30.197
3	33.475	33.363	31.648	4'25.755	6'04.241P	132,8	17:06'21.673

04/11/2017

P = Pits In/Out - C = Lap-Time Cancelled

These data/results cannot be reproduced, stored and/or transmitted in whole or in part by any manner of electronic, mechanical, photocopying, recording, broadcasting or otherwise now known or herein after developed without the previous express consent by the copyright owner, except for reproduction in daily press and regular printed publications on sale to the public within 60 days of the event related to those data/results and always provided that copyright symbol appears together as follows below.

© DORNA WSBK ORGANIZATION Srl 2017

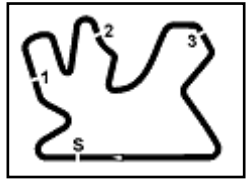
FKR PERUGIA TIMING



Official Tyre Supplier




Official Timekeeper

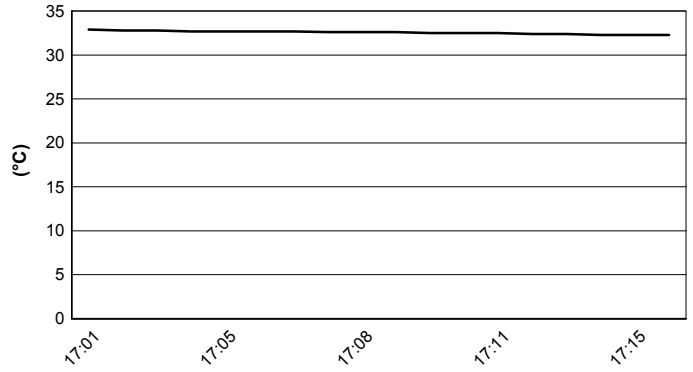


Qatar Round, 2-3-4 November 2017
World Supersport - Weather Report Warm Up
 Session started 17:00 - Session ended 17:17

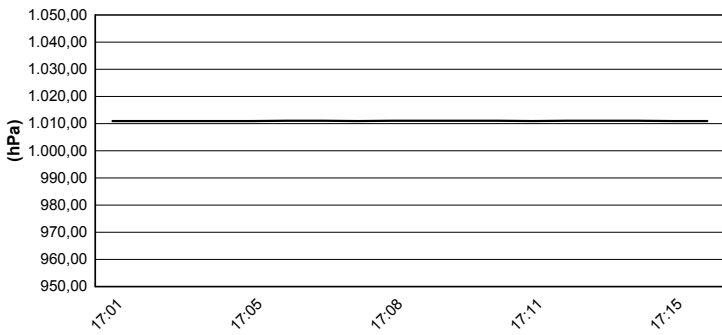
Air Temperature



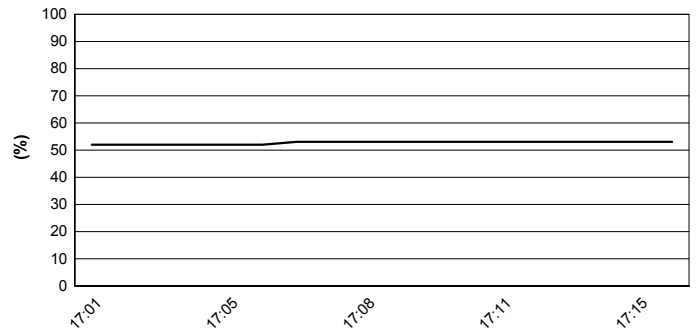
Track Temperature



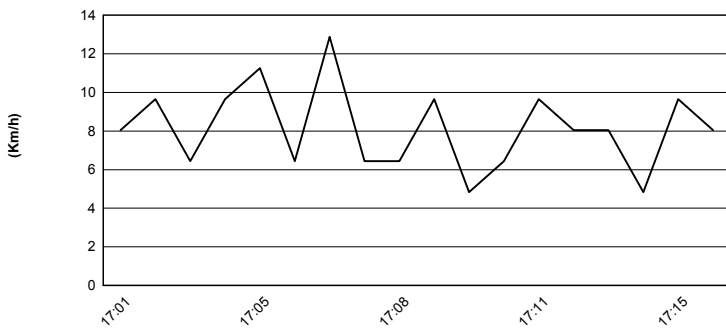
Air Pressure



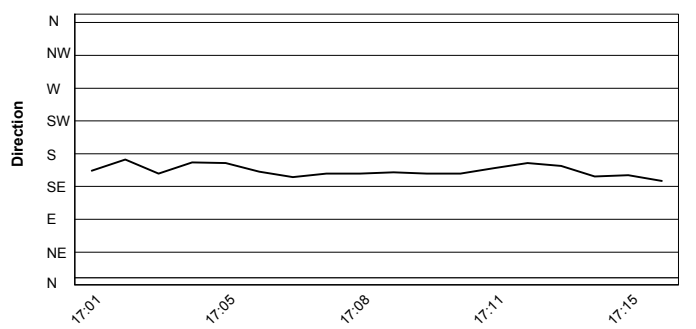
Humidity



Wind Speed



Wind Direction

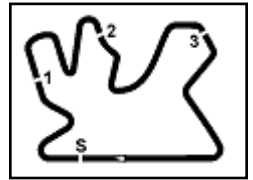


04/11/2017

These data/results cannot be reproduced, stored and/or transmitted in whole or in part by any manner of electronic, mechanical, photocopying, recording, broadcasting or otherwise now known or herein after developed without the previous express consent by the copyright owner, except for reproduction in daily press and regular printed publications on sale to the public within 60 days of the event related to those data/results and always provided that copyright symbol appears together as follows below.

© DORNA WSBK ORGANIZATION Srl 2017





Qatar Round, 2-3-4 November 2017

World Supersport - Starting Grid

15 Laps x 5,380 km = 80,700 km

1	144 MAHIAS L. Yamaha 2'00.738 SP2	2	16 CLUZEL J. Honda 2'01.284 SP2	3	66 TUULI N. Yamaha 2'01.392 SP2
2	1 SOFUOGLU K. Kawasaki 2'01.522 SP2	5	99 JACOBSEN P. MV Agusta 2'01.526 SP2	6	32 MORAIS S. Yamaha 2'01.708 SP2
3	64 CARICASULO F. Yamaha 2'01.780 SP2	8	81 STAPLEFORD L. Triumph 2'01.950 SP2	9	111 SMITH K. Honda 2'01.954 SP2
4	65 CANDUCCI M. Kawasaki 2'02.004 SP2	11	11 GAMARINO C. Honda 2'02.006 SP2	12	13 WEST A. Kawasaki 2'02.081 SP2
5	4 REA G. Kawasaki 2'02.355 SP1	14	71 BERGMAN C. Honda 2'02.397 SP1	15	87 ZANETTI L. MV Agusta 2'02.544 SP1
6	25 BALDOLINI A. Yamaha 2'02.754 SP1	17	26 WATANABE K. Kawasaki 2'02.861 SP1	18	112 AL SULAITI S. Kawasaki 2'02.880 SP1
7	63 KHAIRUDDIN Z. Kawasaki 2'02.923 SP1	20	35 HILL S. Triumph 2'02.942 SP1	21	78 OKUBO H. Honda 2'02.986 SP1
8	195 AL NAIMI M. Kawasaki 2'03.190 SP1	23	69 CARDELUS X. Yamaha 2'03.225 SP1	24	83 EPIS L. Kawasaki 2'03.576 SP1
9	48 SCARCELLA G. Honda 2'04.240 SP1	26	10 CALERO N. Kawasaki 2'13.310 SP1		

* = Penalized

04/11/2017 Jury President

..... Race Director

These data/results cannot be reproduced, stored and/or transmitted in whole or in part by any manner of electronic, mechanical, photocopying, recording, broadcasting or otherwise now known or herein after developed without the previous express consent by the copyright owner, except for reproduction in daily press and regular printed publications on sale to the public within 60 days of the event related to those data/results and always provided that copyright symbol appears together as follows below.

© DORNA WSBK ORGANIZATION Srl 2017

