

Thai Round, 10-11-12 March 2017

World Superbike - Results Race 1

Laps 20 = 91,080 Km - Time Of Race 31'16.125 - Avg. 174,769 km/h

Buriram 4.554 m

1 / 2

Pos	Race	Grid	No. Rider	Nat	Team	Bike	LL	Gap	Fastest Lap	Speed	Qualifying		Ranking		
											Time	Speed	R1	R2	Tot
1	1	1	J. REA	GBR	Kawasaki Racing Team	Kawasaki ZX-10R	20		1'33.436	301,7	1'32.957	303,4	25	75	1
2	5	7	C. DAVIES	GBR	Aruba.it Racing - Ducati	Ducati Panigale R	20	6.279	1'33.516	304,2	1'33.561	302,5	20	60	2
3	2	66	T. SYKES	GBR	Kawasaki Racing Team	Kawasaki ZX-10R	20	8.165	1'33.600	303,4	1'33.192	300,8	16	42	3
4	3	33	M. MELANDRI	ITA	Aruba.it Racing - Ducati	Ducati Panigale R	20	8.239	1'33.441	304,2	1'33.457	303,4	13	29	5
5	6	60	M. VAN DER MARK	NED	Pata Yamaha Official WorldSBK Team	Yamaha YZF R1	20	11.384	1'34.036	300,8	1'33.617	301,7	11	27	6
6	4	22	A. LOWES	GBR	Pata Yamaha Official WorldSBK Team	Yamaha YZF R1	20	14.862	1'33.981	300,0	1'33.529	298,3	10	36	4
7	10	81	J. TORRES	ESP	Althea BMW Racing Team	BMW S 1000 RR	20	26.035	1'34.482	306,8	1'34.252	300,0	9	18	9
8	11	2	L. CAMIER	GBR	MV Agusta Reparto Corse	MV Agusta 1000 F4	20	31.755	1'34.808	299,2	1'34.525	296,7	8	27	7
9	14	69	N. HAYDEN	USA	Red Bull Honda World Superbike Team	Honda CBR1000RR	20	33.305	1'34.691	301,7	1'34.698	295,9	7	12	11
10	16	6	S. BRADL	GER	Red Bull Honda World Superbike Team	Honda CBR1000RR	20	35.208	1'35.070	301,7	1'35.155	300,8	6	8	15
11	8	12	X. FORÉS	ESP	BARNI Racing Team	Ducati Panigale R	20	35.428	1'34.775	296,7	1'34.188	300,0	5	26	8
12	13	88	R. KRUMMENACHER	SUI	Kawasaki Puccetti Racing	Kawasaki ZX-10R	20	38.865	1'35.286	297,5	1'34.647	293,5	4	10	13
13	9	32	L. SAVADORI	ITA	Milwaukee Aprilia	Aprilia RSV4 RF	20	39.869	1'34.834	296,7	1'34.207	300,0	3	10	12
14	12	21	M. REITERBERGER	GER	Althea BMW Racing Team	BMW S 1000 RR	20	40.140	1'34.989	305,1	1'34.807	305,1	2	9	14
15	19	40	R. RAMOS	ESP	Team Kawasaki Go Eleven	Kawasaki ZX-10R	20	47.407	1'35.341	295,1	1'35.587	295,1	1	6	17
16	15	15	A. DE ANGELIS	RSM	Pedercini Racing SC-Project	Kawasaki ZX-10R	20	57.203	1'35.494	292,7	1'34.816	294,3		7	16
17	17	84	R. RUSSO	ITA	Guandalini Racing	Yamaha YZF R1	20	1'00.996	1'35.790	288,0	1'35.206	287,2			
18	18	37	O. JEZEK	CZE	Grillini Racing Team	Kawasaki ZX-10R	20	1'05.330	1'36.110	293,5	1'35.226	295,9			
-----Not Classified-----															
RET	7	50	E. LAVERTY	IRL	Milwaukee Aprilia	Aprilia RSV4 RF	19	1 Lap	1'34.233	301,7	1'33.621	305,9		14	10
RET	20	86	A. BADOVINI	ITA	Grillini Racing Team	Kawasaki ZX-10R	6	14 Laps	1'36.340	291,1	1'35.993	292,7			

AIR	Humidity:	42%	Temp:	35°C
TRACK	Condition:	Dry	Temp:	46°C

Records	Pole (SP2)	2017	J.Rea	1'32.957	176,370 Km/h
	Race	2015	J.Rea	1'33.817	174.750 Km/h
	Circuit (SP2)	2017	J.Rea	1'32.957	176,370 Km/h
Race Fastest lap	(New Record)	Lap 5	J.Rea	1'33.436	175,461 Km/h

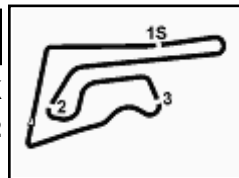
LAP LEADERS				
No. Rider	From	To	Laps	Total
1 J. REA	1	20	20	20

TOTAL LEADER LAPS	
No. Rider	Laps
1 J. REA	37
33 M. MELANDRI	10
7 C. DAVIES	7
66 T. SYKES	4
12 X. FORÉS	3
22 A. LOWES	2
50 E. LAVERTY	1

Start 11/03/2017 16:00 End 16:33 The results are provisional until the end of the time limit for protests and appeals and the completion of the technical checks.

These data/results cannot be reproduced, stored and/or transmitted in whole or in part by any manner of electronic, mechanical, photocopying, recording, broadcasting or otherwise now known or herein after developed without the previous express consent by the copyright owner, except for reproduction in daily press and regular printed publications on sale to the public within 60 days of the event related to those data/results and always provided that copyright symbol appears together as follows below.

© DORNA WSBK ORGANIZATION Srl 2017



Thai Round, 10-11-12 March 2017 World Superbike - Results Race 1

RACE HIGHLIGHTS

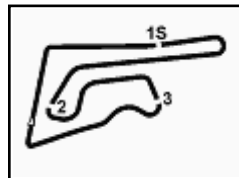
15.58.02		Warm-up Lap Start
16.00.40		Start
16.02.03		No Jump Start
16.04.00		New Lap Record
16.11.59	86 Badovini	Crashed - Turn 12
16.12.18	86 Badovini	Out
16.31.46	50 Laverty	Technical Problem - Turn 5
16.33.02		End Of Session

11/03/2017 Start End The results are provisional until the end of the time limit for protests and appeals
 16:00 16:33 and the completion of the technical checks.

These data/results cannot be reproduced, stored and/or transmitted in whole or in part by any manner of electronic, mechanical, photocopying, recording, broadcasting or otherwise now known or herein after developed without the previous express consent by the copyright owner, except for reproduction in daily press and regular printed publications on sale to the public within 60 days of the event related to those data/results and always provided that copyright symbol appears together as follows below.

© DORNA WSBK ORGANIZATION Srl 2017





Buriram 4.554 m

1 / 3

**Thai Round, 10-11-12 March 2017
World Superbike - Lap Chart Race 1**

	Lap																			
	1	2	3	4	5	6	7	8	9	10	11	12	13	14	15	16	17	18	19	20
1	1	1	1	1	1	1	1	1	1	1	1	1	1	1	1	1	1	1	1	1
2	33	33	33	33	33	33	33	33	33	33	33	33	33	7	7	7	7	7	7	7
3	66	66	66	7	7	7	7	7	7	7	7	7	33	33	33	33	33	33	33	66
4	7	7	7	66	66	66	66	66	66	66	66	66	66	66	66	66	66	66	66	33
5	22	22	60	60	60	60	60	60	60	60	60	60	60	60	60	60	60	60	60	60
6	60	60	22	22	22	22	22	22	22	22	22	22	22	22	22	22	22	22	22	22
7	50	50	50	50	50	50	50	50	50	50	50	50	50	50	50	50	50	50	50	81
8	12	12	12	12	12	12	12	12	12	81	81	81	81	81	81	81	81	81	81	2
9	32	32	32	32	81	81	81	81	81	12	12	12	12	12	12	2	2	2	2	69
10	81	81	81	81	32	32	32	32	32	32	32	32	2	2	2	12	12	69	69	6
11	2	2	2	2	2	69	69	69	69	69	69	2	69	69	69	69	69	12	12	12
12	69	69	69	69	69	2	2	2	2	2	2	69	32	32	6	6	6	6	6	88
13	88	88	88	88	88	88	88	6	6	6	6	6	6	6	32	32	32	88	88	32
14	40	6	6	6	6	6	6	88	88	88	88	88	88	88	88	88	88	32	32	21
15	21	40	40	40	40	40	40	21	21	21	21	21	21	21	21	21	21	21	21	40
16	6	21	15	15	15	15	21	21	40	40	40	40	40	40	40	40	40	40	40	15
17	15	15	21	21	21	21	15	15	15	15	15	15	15	15	15	15	15	15	15	84
18	84	37	86	86	84	84	84	84	84	84	84	84	84	84	84	84	84	84	84	37
19	37	84	84	84	86	86	37	37	37	37	37	37	37	37	37	37	37	37	37	37
20	86	86	37	37	37	37														

Final Result			
1	1	J. REA	Laps 20
2	7	C. DAVIES	6.279
3	66	T. SYKES	8.165
4	33	M. MELANDRI	8.239
5	60	M. VAN DER MARK	11.384
6	22	A. LOWES	14.862
7	81	J. TORRES	26.035
8	2	L. CAMIER	31.755
9	69	N. HAYDEN	33.305
10	6	S. BRADL	35.208
11	12	X. FORÉS	35.428
12	88	R. KRUMMENACHER	38.865
13	32	L. SAVADORI	39.869
14	21	M. REITERBERGER	40.140
15	40	R. RAMOS	47.407
16	15	A. DE ANGELIS	57.203
17	84	R. RUSSO	1'00.996
18	37	O. JEZEK	1'05.330
RET 50	E.	LAVERTY	1 Lap
RET 86	A.	BADOVINI	14 Laps

11/03/2017

These data/results cannot be reproduced, stored and/or transmitted in whole or in part by any manner of electronic, mechanical, photocopying, recording, broadcasting or otherwise now known or herein after developed without the previous express consent by the copyright owner, except for reproduction in daily press and regular printed publications on sale to the public within 60 days of the event related to those data/results and always provided that copyright symbol appears together as follows below.

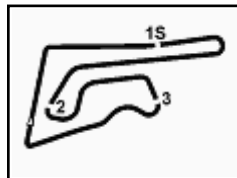
© DORNA WSBK ORGANIZATION Srl 2017

FCR PERUGIA TIMING


Official Tyre Supplier



Official Timekeeper



Buriram 4.554 m

Thai Round, 10-11-12 March 2017 World Superbike - Lap Chart Race 1

2 / 3
Lap 1

1	1 J.Rea (GBR)	
2	33 M.Melandri (ITA)	0.659
3	66 T.Sykes (GBR)	1.085
4	7 C.Davies (GBR)	1.309
5	22 A.Lowes (GBR)	1.672
6	60 M.van der Mark (NED)	1.897
7	50 E.Laverty (IRL)	2.388
8	12 X.Forés (ESP)	2.926
9	32 L.Savadori (ITA)	3.256
10	81 J.Torres (ESP)	3.564
11	2 L.Camier (GBR)	3.808
12	69 N.Hayden (USA)	4.089
13	88 R.Krummenacher (SU)	4.730
14	40 R.Ramos (ESP)	4.968
15	21 M.Reiterberger (GER)	5.119
16	6 S.Bradl (GER)	5.148
17	15 A.De Angelis (RSM)	5.371
18	84 R.Russo (ITA)	5.901
19	37 O.Jezek (CZE)	5.945
20	86 A.Badovini (ITA)	6.162

Lap 2

1	1 J.Rea (GBR)	
2	33 M.Melandri (ITA)	0.695
3	66 T.Sykes (GBR)	1.248
4	7 C.Davies (GBR)	1.388
5	22 A.Lowes (GBR)	2.553
6	60 M.van der Mark (NED)	2.738
7	50 E.Laverty (IRL)	3.829
8	12 X.Forés (ESP)	4.589
9	32 L.Savadori (ITA)	5.098
10	81 J.Torres (ESP)	5.386
11	2 L.Camier (GBR)	5.814
12	69 N.Hayden (USA)	5.888
13	88 R.Krummenacher (SU)	6.825
14	6 S.Bradl (GER)	7.198
15	40 R.Ramos (ESP)	7.527
16	21 M.Reiterberger (GER)	7.981
17	15 A.De Angelis (RSM)	8.116
18	37 O.Jezek (CZE)	8.910
19	84 R.Russo (ITA)	8.990
20	86 A.Badovini (ITA)	9.253

Lap 3

1	1 J.Rea (GBR)	
2	33 M.Melandri (ITA)	0.575
3	66 T.Sykes (GBR)	1.514
4	7 C.Davies (GBR)	1.646
5	60 M.van der Mark (NED)	3.531
6	22 A.Lowes (GBR)	3.845
7	50 E.Laverty (IRL)	4.638
8	12 X.Forés (ESP)	5.928
9	32 L.Savadori (ITA)	6.371
10	81 J.Torres (ESP)	6.738
11	2 L.Camier (GBR)	7.139
12	69 N.Hayden (USA)	7.609
13	88 R.Krummenacher (SU)	8.668
14	6 S.Bradl (GER)	8.953
15	40 R.Ramos (ESP)	9.307
16	15 A.De Angelis (RSM)	10.333
17	21 M.Reiterberger (GER)	11.404
18	86 A.Badovini (ITA)	12.318
19	84 R.Russo (ITA)	13.249
20	37 O.Jezek (CZE)	14.173

Lap 4

1	1 J.Rea (GBR)	
2	33 M.Melandri (ITA)	0.584
3	7 C.Davies (GBR)	1.991
4	66 T.Sykes (GBR)	2.289
5	60 M.van der Mark (NED)	4.085
6	22 A.Lowes (GBR)	4.363
7	50 E.Laverty (IRL)	5.184

8	12 X.Forés (ESP)	6.943
9	32 L.Savadori (ITA)	7.808
10	81 J.Torres (ESP)	7.980
11	2 L.Camier (GBR)	8.421
12	69 N.Hayden (USA)	9.086
13	88 R.Krummenacher (SU)	10.474
14	6 S.Bradl (GER)	10.577
15	40 R.Ramos (ESP)	11.076
16	15 A.De Angelis (RSM)	12.057
17	21 M.Reiterberger (GER)	13.075
18	86 A.Badovini (ITA)	14.888
19	84 R.Russo (ITA)	15.307
20	37 O.Jezek (CZE)	17.036

Lap 5

1	1 J.Rea (GBR)	
2	33 M.Melandri (ITA)	1.090
3	7 C.Davies (GBR)	2.612
4	66 T.Sykes (GBR)	3.210
5	60 M.van der Mark (NED)	4.791
6	22 A.Lowes (GBR)	5.225
7	50 E.Laverty (IRL)	5.981
8	12 X.Forés (ESP)	8.570
9	81 J.Torres (ESP)	9.356
10	32 L.Savadori (ITA)	9.632
11	2 L.Camier (GBR)	9.996
12	69 N.Hayden (USA)	10.638
13	88 R.Krummenacher (SU)	12.698
14	6 S.Bradl (GER)	13.531
15	40 R.Ramos (ESP)	13.920
16	15 A.De Angelis (RSM)	14.371
17	21 M.Reiterberger (GER)	15.032
18	84 R.Russo (ITA)	17.861
19	86 A.Badovini (ITA)	18.345
20	37 O.Jezek (CZE)	20.316

Lap 6

1	1 J.Rea (GBR)	
2	33 M.Melandri (ITA)	1.769
3	7 C.Davies (GBR)	2.912
4	66 T.Sykes (GBR)	3.552
5	60 M.van der Mark (NED)	5.147
6	22 A.Lowes (GBR)	5.890
7	50 E.Laverty (IRL)	6.585
8	12 X.Forés (ESP)	9.665
9	81 J.Torres (ESP)	10.528
10	32 L.Savadori (ITA)	10.913
11	69 N.Hayden (USA)	12.070
12	2 L.Camier (GBR)	12.211
13	88 R.Krummenacher (SU)	14.466
14	6 S.Bradl (GER)	14.921
15	40 R.Ramos (ESP)	16.603
16	15 A.De Angelis (RSM)	16.895
17	21 M.Reiterberger (GER)	17.118
18	84 R.Russo (ITA)	20.712
19	86 A.Badovini (ITA)	21.318
20	37 O.Jezek (CZE)	22.746

Lap 7

1	1 J.Rea (GBR)	
2	33 M.Melandri (ITA)	2.095
3	7 C.Davies (GBR)	3.468
4	66 T.Sykes (GBR)	4.054
5	60 M.van der Mark (NED)	5.735
6	22 A.Lowes (GBR)	6.528
7	50 E.Laverty (IRL)	7.495
8	12 X.Forés (ESP)	11.161
9	81 J.Torres (ESP)	11.740
10	32 L.Savadori (ITA)	12.197
11	69 N.Hayden (USA)	13.263
12	2 L.Camier (GBR)	13.489
13	88 R.Krummenacher (SU)	16.544
14	6 S.Bradl (GER)	16.784
15	40 R.Ramos (ESP)	19.094
16	21 M.Reiterberger (GER)	19.364

17	15 A.De Angelis (RSM)	19.824
18	84 R.Russo (ITA)	23.862
19	37 O.Jezek (CZE)	25.525

Lap 8

1	1 J.Rea (GBR)	
2	33 M.Melandri (ITA)	2.318
3	7 C.Davies (GBR)	3.752
4	66 T.Sykes (GBR)	4.352
5	60 M.van der Mark (NED)	6.036
6	22 A.Lowes (GBR)	7.018
7	50 E.Laverty (IRL)	8.357
8	12 X.Forés (ESP)	12.571
9	81 J.Torres (ESP)	12.833
10	32 L.Savadori (ITA)	13.295
11	69 N.Hayden (USA)	14.148
12	2 L.Camier (GBR)	14.649
13	6 S.Bradl (GER)	18.132
14	88 R.Krummenacher (SU)	18.320
15	40 R.Ramos (ESP)	20.938
16	21 M.Reiterberger (GER)	21.066
17	15 A.De Angelis (RSM)	22.168
18	84 R.Russo (ITA)	26.595
19	37 O.Jezek (CZE)	28.516

Lap 9

1	1 J.Rea (GBR)	
2	33 M.Melandri (ITA)	2.593
3	7 C.Davies (GBR)	4.207
4	66 T.Sykes (GBR)	4.725
5	60 M.van der Mark (NED)	6.451
6	22 A.Lowes (GBR)	7.278
7	50 E.Laverty (IRL)	9.193
8	12 X.Forés (ESP)	14.266
9	81 J.Torres (ESP)	14.465
10	32 L.Savadori (ITA)	14.948
11	69 N.Hayden (USA)	15.323
12	2 L.Camier (GBR)	16.779
13	6 S.Bradl (GER)	19.664
14	88 R.Krummenacher (SU)	20.069
15	21 M.Reiterberger (GER)	22.742
16	40 R.Ramos (ESP)	23.032
17	15 A.De Angelis (RSM)	24.847
18	84 R.Russo (ITA)	29.318
19	37 O.Jezek (CZE)	31.475

Lap 10

1	1 J.Rea (GBR)	
2	33 M.Melandri (ITA)	2.741
3	7 C.Davies (GBR)	4.456
4	66 T.Sykes (GBR)	4.911
5	60 M.van der Mark (NED)	6.680
6	22 A.Lowes (GBR)	7.568
7	50 E.Laverty (IRL)	10.187
8	81 J.Torres (ESP)	15.422
9	12 X.Forés (ESP)	15.945
10	32 L.Savadori (ITA)	16.503
11	69 N.Hayden (USA)	16.813
12	2 L.Camier (GBR)	17.703
13	6 S.Bradl (GER)	20.993
14	88 R.Krummenacher (SU)	21.772
15	21 M.Reiterberger (GER)	24.008
16	40 R.Ramos (ESP)	24.701
17	15 A.De Angelis (RSM)	27.484
18	84 R.Russo (ITA)	31.896
19	37 O.Jezek (CZE)	34.016

Lap 11

1	1 J.Rea (GBR)	
2	33 M.Melandri (ITA)	4.143
3	7 C.Davies (GBR)	4.462
4	66 T.Sykes (GBR)	5.193
5	60 M.van der Mark (NED)	7.205
6	22 A.Lowes (GBR)	8.181

Lap 12

1	1 J.Rea (GBR)	
2	33 M.Melandri (ITA)	4.312
3	7 C.Davies (GBR)	4.570
4	66 T.Sykes (GBR)	5.562
5	60 M.van der Mark (NED)	7.630
6	22 A.Lowes (GBR)	8.559
7	50 E.Laverty (IRL)	12.605
8	81 J.Torres (ESP)	16.941
9	12 X.Forés (ESP)	18.990
10	32 L.Savadori (ITA)	20.070
11	2 L.Camier (GBR)	20.313
12	69 N.Hayden (USA)	20.393
13	6 S.Bradl (GER)	24.107
14	88 R.Krummenacher (SU)	24.904
15	21 M.Reiterberger (GER)	27.149
16	40 R.Ramos (ESP)	28.911
17	15 A.De Angelis (RSM)	33.157
18	84 R.Russo (ITA)	39.156
19	37 O.Jezek (CZE)	39.595

Lap 13

1	1 J.Rea (GBR)	
2	33 M.Melandri (ITA)	4.821
3	7 C.Davies (GBR)	5.025
4	66 T.Sykes (GBR)	6.339
5	60 M.van der Mark (NED)	8.209
6	22 A.Lowes (GBR)	9.228
7	50 E.Laverty (IRL)	14.438
8	81 J.Torres (ESP)	17.943
9	12 X.Forés (ESP)	20.733
10	2 L.Camier (GBR)	21.976
11	69 N.Hayden (USA)	22.206
12	32 L.Savadori (ITA)	22.692
13	6 S.Bradl (GER)	25.741
14	88 R.Krummenacher (SU)	26.486
15	21 M.Reiterberger (GER)	28.540
16	40 R.Ramos (ESP)	30.957
17	15 A.De Angelis (RSM)	36.079
18	84 R.Russo (ITA)	41.666
19	37 O.Jezek (CZE)	42.250

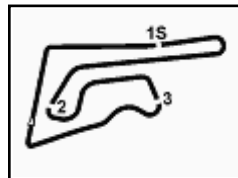
Lap 14

1	1 J.Rea (GBR)	
2	7 C.Davies (GBR)	4.905
3	33 M.Melandri (ITA)	5.512
4	66 T.Sykes (GBR)	6.390
5	60 M.van der Mark (NED)	8.412
6	22 A.Lowes (GBR)	9.444
7	50 E.Laverty (IRL)	15.443
8	81 J.Torres (ESP)	18.813
9	12 X.Forés (ESP)	22.062
10	2 L.Camier (GBR)	22.791
11	69 N.Hayden (USA)	23.209
12	32 L.Savadori (ITA)	24.780
13	6 S.Bradl (GER)	26.996
14	88 R.Krummenacher (SU)	27.970
15	21 M.Reiterberger (GER)	29.658
16	40 R.Ramos (ESP)	32.749
17	15 A.De Angelis (RSM)	38.792
18	84 R.Russo (ITA)	43.463

11/03/2017

These data/results cannot be reproduced, stored and/or transmitted in whole or in part by any manner of electronic, mechanical, photocopying, recording, broadcasting or otherwise now known or herein after developed without the previous express consent by the copyright owner, except for reproduction in daily press and regular printed publications on sale to the public within 60 days of the event related to those data/results and always provided that copyright symbol appears together as follows below.

© DORNA WSBK ORGANIZATION Srl 2017



Buriram 4.554 m

3 / 3

Thai Round, 10-11-12 March 2017 World Superbike - Lap Chart Race 1

19 37 O.Jezek (CZE) 44.636

9 2 L.Camier (GBR) 28.731

Lap 15

1	1 J.Rea (GBR)	
2	7 C.Davies (GBR)	5.288
3	33 M.Melandri (ITA)	5.731
4	66 T.Sykes (GBR)	6.639
5	60 M.van der Mark (NED)	8.919
6	22 A.Lowes (GBR)	9.942
7	50 E.Laverty (IRL)	16.715
8	81 J.Torres (ESP)	19.984
9	12 X.Forés (ESP)	23.567
10	2 L.Camier (GBR)	23.934
11	69 N.Hayden (USA)	24.791
12	6 S.Bradl (GER)	28.632
13	32 L.Savadori (ITA)	28.870
14	88 R.Krummenacher (SU)	29.861
15	21 M.Reiterberger (GER)	31.062
16	40 R.Ramos (ESP)	36.323
17	15 A.De Angelis (RSM)	41.325
18	84 R.Russo (ITA)	45.646
19	37 O.Jezek (CZE)	47.866

10	69 N.Hayden (USA)	30.101
11	12 X.Forés (ESP)	31.285
12	6 S.Bradl (GER)	32.800
13	88 R.Krummenacher (SU)	35.229
14	32 L.Savadori (ITA)	35.499
15	21 M.Reiterberger (GER)	35.729
16	40 R.Ramos (ESP)	42.938
17	15 A.De Angelis (RSM)	50.143
18	84 R.Russo (ITA)	55.091
19	37 O.Jezek (CZE)	57.594

Lap 19

1	1 J.Rea (GBR)	
2	7 C.Davies (GBR)	6.016
3	33 M.Melandri (ITA)	7.822
4	66 T.Sykes (GBR)	8.239
5	60 M.van der Mark (NED)	11.013
6	22 A.Lowes (GBR)	13.119
7	50 E.Laverty (IRL)	22.291
8	81 J.Torres (ESP)	24.751
9	2 L.Camier (GBR)	30.451
10	69 N.Hayden (USA)	31.836
11	12 X.Forés (ESP)	33.729
12	6 S.Bradl (GER)	34.239
13	88 R.Krummenacher (SU)	37.374
14	32 L.Savadori (ITA)	38.185
15	21 M.Reiterberger (GER)	39.016
16	40 R.Ramos (ESP)	45.122
17	15 A.De Angelis (RSM)	53.572
18	84 R.Russo (ITA)	58.079
19	37 O.Jezek (CZE)	1'01.180

Lap 16

1	1 J.Rea (GBR)	
2	7 C.Davies (GBR)	5.556
3	33 M.Melandri (ITA)	6.097
4	66 T.Sykes (GBR)	7.030
5	60 M.van der Mark (NED)	9.408
6	22 A.Lowes (GBR)	10.647
7	50 E.Laverty (IRL)	18.218
8	81 J.Torres (ESP)	20.942
9	2 L.Camier (GBR)	25.647
10	12 X.Forés (ESP)	25.899
11	69 N.Hayden (USA)	26.504
12	6 S.Bradl (GER)	30.067
13	32 L.Savadori (ITA)	31.003
14	88 R.Krummenacher (SU)	31.592
15	21 M.Reiterberger (GER)	32.306
16	40 R.Ramos (ESP)	38.845
17	15 A.De Angelis (RSM)	44.274
18	84 R.Russo (ITA)	48.175
19	37 O.Jezek (CZE)	50.914

Lap 20

1	1 J.Rea (GBR)	
2	7 C.Davies (GBR)	6.279
3	66 T.Sykes (GBR)	8.165
4	33 M.Melandri (ITA)	8.239
5	60 M.van der Mark (NED)	11.384
6	22 A.Lowes (GBR)	14.862
7	81 J.Torres (ESP)	26.035
8	2 L.Camier (GBR)	31.755
9	69 N.Hayden (USA)	33.305
10	6 S.Bradl (GER)	35.208
11	12 X.Forés (ESP)	35.428
12	88 R.Krummenacher (SU)	38.865
13	32 L.Savadori (ITA)	39.869
14	21 M.Reiterberger (GER)	40.140
15	40 R.Ramos (ESP)	47.407
16	15 A.De Angelis (RSM)	57.203
17	84 R.Russo (ITA)	1'00.996
18	37 O.Jezek (CZE)	1'05.330

Lap 17

1	1 J.Rea (GBR)	
2	7 C.Davies (GBR)	5.568
3	33 M.Melandri (ITA)	6.393
4	66 T.Sykes (GBR)	7.375
5	60 M.van der Mark (NED)	9.714
6	22 A.Lowes (GBR)	11.345
7	50 E.Laverty (IRL)	19.327
8	81 J.Torres (ESP)	21.931
9	2 L.Camier (GBR)	27.126
10	12 X.Forés (ESP)	28.218
11	69 N.Hayden (USA)	28.405
12	6 S.Bradl (GER)	31.327
13	32 L.Savadori (ITA)	33.184
14	88 R.Krummenacher (SU)	33.349
15	21 M.Reiterberger (GER)	33.701
16	40 R.Ramos (ESP)	40.936
17	15 A.De Angelis (RSM)	47.227
18	84 R.Russo (ITA)	51.746
19	37 O.Jezek (CZE)	54.315

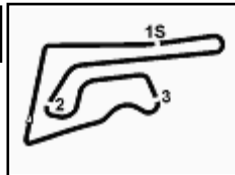
Lap 18

1	1 J.Rea (GBR)	
2	7 C.Davies (GBR)	5.753
3	33 M.Melandri (ITA)	6.914
4	66 T.Sykes (GBR)	7.852
5	60 M.van der Mark (NED)	10.308
6	22 A.Lowes (GBR)	12.091
7	50 E.Laverty (IRL)	20.686
8	81 J.Torres (ESP)	23.284

11/03/2017

These data/results cannot be reproduced, stored and/or transmitted in whole or in part by any manner of electronic, mechanical, photocopying, recording, broadcasting or otherwise now known or herein after developed without the previous express consent by the copyright owner, except for reproduction in daily press and regular printed publications on sale to the public within 60 days of the event related to those data/results and always provided that copyright symbol appears together as follows below.

© DORNA WSBK ORGANIZATION Srl 2017



Buriram 4.554 m

Thai Round, 10-11-12 March 2017 World Superbike - Best Sector & Speed Race 1

RESULTS

1	1 J. REA	Kawasaki ZX-10R	Laps 20
2	7 C. DAVIES	Ducati Panigale R	6.279
3	66 T. SYKES	Kawasaki ZX-10R	8.165
4	33 M. MELANDRI	Ducati Panigale R	8.239
5	60 M. VAN DER MARK	Yamaha YZF R1	11.384
6	22 A. LOWES	Yamaha YZF R1	14.862
7	81 J. TORRES	BMW S 1000 RR	26.035
8	2 L. CAMIER	MV Austa 1000 F4	31.755
9	69 N. HAYDEN	Honda CBR1000RR	33.305
10	6 S. BRADL	Honda CBR1000RR	35.208
11	12 X. FORÉS	Ducati Panigale R	35.428
12	88 R. KRUMMENACHER	Kawasaki ZX-10R	38.865
13	32 L. SAVADORI	Aprilia RSV4 RF	39.869
14	21 M. REITERBERGER	BMW S 1000 RR	40.140
15	40 R. RAMOS	Kawasaki ZX-10R	47.407
16	15 A. DE ANGELIS	Kawasaki ZX-10R	57.203
17	84 R. RUSSO	Yamaha YZF R1	1'00.996
18	37 O. JEZEK	Kawasaki ZX-10R	1'05.330
RET	50 E. LAVERTY	Aprilia RSV4 RF	1 Lap
RET	86 A. BADOVINI	Kawasaki ZX-10R	14 Laps

SPEED

1	81 J. TORRES	BMW S 1000 RR	306.8
2	21 M. REITERBERGER	BMW S 1000 RR	305.1
3	33 M. MELANDRI	Ducati Panigale R	304.2
4	7 C. DAVIES	Ducati Panigale R	304.2
5	66 T. SYKES	Kawasaki ZX-10R	303.4
6	6 S. BRADL	Honda CBR1000RR	301.7
7	50 E. LAVERTY	Aprilia RSV4 RF	301.7
8	69 N. HAYDEN	Honda CBR1000RR	301.7
9	1 J. REA	Kawasaki ZX-10R	301.7
10	60 M. VAN DER MARK	Yamaha YZF R1	300.8
11	22 A. LOWES	Yamaha YZF R1	300.0
12	2 L. CAMIER	MV Austa 1000 F4	299.2
13	88 R. KRUMMENACHER	Kawasaki ZX-10R	297.5
14	32 L. SAVADORI	Aprilia RSV4 RF	296.7
15	12 X. FORÉS	Ducati Panigale R	296.7
16	40 R. RAMOS	Kawasaki ZX-10R	295.1
17	37 O. JEZEK	Kawasaki ZX-10R	293.5
18	15 A. DE ANGELIS	Kawasaki ZX-10R	292.7
19	86 A. BADOVINI	Kawasaki ZX-10R	291.1
20	84 R. RUSSO	Yamaha YZF R1	288.0

SEG. 1

1	33 M. MELANDRI	19.384
2	7 C. DAVIES	19.467
3	1 J. REA	19.504
4	66 T. SYKES	19.510
5	22 A. LOWES	19.628
6	60 M. VAN DER MARK	19.632
7	6 S. BRADL	19.676
8	50 E. LAVERTY	19.681
9	21 M. REITERBERGE	19.717
10	81 J. TORRES	19.720
11	69 N. HAYDEN	19.766
12	12 X. FORÉS	19.779
13	88 R. KRUMMENACH	19.795
14	32 L. SAVADORI	19.828
15	40 R. RAMOS	19.871
16	2 L. CAMIER	19.888
17	86 A. BADOVINI	19.993
18	37 O. JEZEK	20.016
19	15 A. DE ANGELIS	20.037
20	84 R. RUSSO	20.104

SEG. 2

1	7 C. DAVIES	26.911
2	1 J. REA	26.917
3	66 T. SYKES	26.940
4	33 M. MELANDRI	27.002
5	60 M. VAN DER MARK	27.118
6	22 A. LOWES	27.128
7	81 J. TORRES	27.173
8	50 E. LAVERTY	27.177
9	12 X. FORÉS	27.320
10	2 L. CAMIER	27.329
11	69 N. HAYDEN	27.335
12	32 L. SAVADORI	27.377
13	21 M. REITERBERGE	27.407
14	6 S. BRADL	27.426
15	40 R. RAMOS	27.553
16	15 A. DE ANGELIS	27.587
17	88 R. KRUMMENACH	27.612
18	84 R. RUSSO	27.657
19	37 O. JEZEK	27.821
20	86 A. BADOVINI	27.839

SEG. 3

1	1 J. REA	21.548
2	22 A. LOWES	21.692
3	33 M. MELANDRI	21.734
4	84 R. RUSSO	21.740
5	60 M. VAN DER MARK	21.772
6	7 C. DAVIES	21.776
7	66 T. SYKES	21.808
8	50 E. LAVERTY	21.834
9	69 N. HAYDEN	21.869
10	32 L. SAVADORI	21.884
11	12 X. FORÉS	21.913
12	2 L. CAMIER	21.916
13	81 J. TORRES	21.929
14	21 M. REITERBERGE	21.944
15	6 S. BRADL	21.993
16	15 A. DE ANGELIS	22.005
17	88 R. KRUMMENACH	22.052
18	86 A. BADOVINI	22.097
19	37 O. JEZEK	22.120
20	40 R. RAMOS	22.135

SEG. 4

1	1 J. REA	25.210
2	33 M. MELANDRI	25.228
3	7 C. DAVIES	25.261
4	66 T. SYKES	25.279
5	60 M. VAN DER MARK	25.333
6	50 E. LAVERTY	25.385
7	22 A. LOWES	25.425
8	2 L. CAMIER	25.472
9	12 X. FORÉS	25.516
10	69 N. HAYDEN	25.524
11	81 J. TORRES	25.524
12	6 S. BRADL	25.559
13	32 L. SAVADORI	25.573
14	88 R. KRUMMENACH	25.589
15	40 R. RAMOS	25.637
16	15 A. DE ANGELIS	25.669
17	21 M. REITERBERGE	25.715
18	37 O. JEZEK	25.840
19	84 R. RUSSO	25.915
20	86 A. BADOVINI	25.972

11/03/2017

These data/results cannot be reproduced, stored and/or transmitted in whole or in part by any manner of electronic, mechanical, photocopying, recording, broadcasting or otherwise now known or herein after developed without the previous express consent by the copyright owner, except for reproduction in daily press and regular printed publications on sale to the public within 60 days of the event related to those data/results and always provided that copyright symbol appears together as follows below.

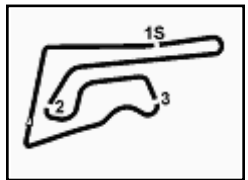
© DORNA WSBK ORGANIZATION Srl 2017

FICR PERUGIA TIMING


Official Tyre Supplier



Official Timekeeper



Buriram 4.554 m

Thai Round, 10-11-12 March 2017

World Superbike - Chronological Analysis Race 1

Start at 16:00'22.092

1 J. REA (1'33.436)							
Lap	Seq. 1	Seq. 2	Seq. 3	Seq. 4	Lap Time	km/h	Local Time
1	20.781	27.150	21.548	25.228	1'34.707	297.5	16:01'56.799
2	19.526	26.982	21.715	25.214	1'33.437	299.2	16:03'30.236
3	19.592	27.038	21.721	25.210	1'33.561	298.3	16:05'03.797
4	19.728	27.046	21.773	25.223	1'33.770	296.7	16:06'37.567
5	19.596	26.917	21.677	25.246	1'33.436	297.5	16:08'11.003
6	19.642	27.075	21.666	25.297	1'33.680	298.3	16:09'44.683
7	19.643	27.039	21.706	25.238	1'33.626	297.5	16:11'18.309
8	19.588	26.971	21.841	25.406	1'33.806	299.2	16:12'52.115
9	19.593	27.093	21.711	25.324	1'33.721	298.3	16:14'25.836
10	19.593	26.991	21.791	25.558	1'33.933	298.3	16:15'59.769
11	19.610	26.997	21.689	25.409	1'33.705	298.3	16:17'33.474
12	19.567	27.140	21.750	25.392	1'33.849	298.3	16:19'07.323
13	19.527	26.983	21.895	25.352	1'33.757	300.0	16:20'41.080
14	19.642	27.116	21.825	25.410	1'33.993	300.0	16:22'15.073
15	19.555	27.049	21.786	25.379	1'33.769	300.8	16:23'48.842
16	19.504	27.121	21.776	25.344	1'33.745	301.7	16:25'22.587
17	19.605	27.036	21.835	25.465	1'33.941	300.0	16:26'56.528
18	19.563	27.080	21.795	25.377	1'33.815	300.8	16:28'30.343
19	19.594	27.048	21.719	25.346	1'33.707	300.0	16:30'04.050
20	19.557	27.061	21.833	25.716	1'34.167	300.0	16:31'38.217

7 C. DAVIES (1'33.516)							
Lap	Seq. 1	Seq. 2	Seq. 3	Seq. 4	Lap Time	km/h	Local Time
1	21.133	27.597	21.896	25.390	1'36.016	301.7	16:01'58.108
2	19.467	27.012	21.776	25.261	1'33.516	303.4	16:03'31.624
3	19.618	27.089	21.806	25.306	1'33.819	304.2	16:05'05.443
4	19.722	27.184	21.904	25.305	1'34.115	300.8	16:06'39.558
5	19.733	27.094	21.867	25.363	1'34.057	296.7	16:08'13.615
6	19.716	27.065	21.906	25.293	1'33.980	297.5	16:09'47.595
7	19.717	27.121	21.964	25.380	1'34.182	296.7	16:11'21.777
8	19.715	27.009	21.919	25.447	1'34.090	296.7	16:12'55.867
9	19.762	27.126	21.939	25.349	1'34.176	297.5	16:14'30.043
10	19.713	27.035	21.932	25.502	1'34.182	297.5	16:16'04.225
11	19.617	26.911	21.903	25.280	1'33.711	298.3	16:17'37.936
12	19.535	27.026	21.931	25.465	1'33.957	302.5	16:19'11.893
13	19.564	26.990	22.049	25.609	1'34.212	302.5	16:20'46.105
14	19.522	27.056	21.919	25.376	1'33.873	303.4	16:22'19.978
15	19.673	26.984	21.936	25.559	1'34.152	298.3	16:23'54.130
16	19.720	26.922	22.000	25.371	1'34.013	298.3	16:25'28.143
17	19.661	27.008	21.905	25.379	1'33.953	297.5	16:27'02.096
18	19.645	26.946	21.986	25.423	1'34.000	298.3	16:28'36.096
19	19.647	26.957	21.879	25.487	1'33.970	298.3	16:30'10.066
20	19.692	27.118	22.018	25.602	1'34.430	298.3	16:31'44.496

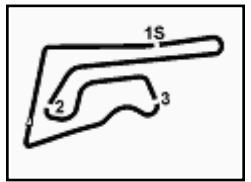
66 T. SYKES (1'33.600)							
Lap	Seq. 1	Seq. 2	Seq. 3	Seq. 4	Lap Time	km/h	Local Time
1	21.079	27.494	21.852	25.367	1'35.792	297.5	16:01'57.884
2	19.510	26.940	21.808	25.342	1'33.600	303.4	16:03'31.484
3	19.642	27.010	21.896	25.279	1'33.827	301.7	16:05'05.311
4	19.654	27.249	22.205	25.437	1'34.545	299.2	16:06'39.856
5	19.747	27.169	21.920	25.521	1'34.357	297.5	16:08'14.213
6	19.647	27.077	21.866	25.432	1'34.022	299.2	16:09'48.235
7	19.711	27.093	21.900	25.424	1'34.128	297.5	16:11'22.363
8	19.704	27.089	21.896	25.415	1'34.104	299.2	16:12'56.467
9	19.618	27.081	21.962	25.433	1'34.094	300.0	16:14'30.561
10	19.626	27.139	21.980	25.374	1'34.119	301.7	16:16'04.680
11	19.585	27.016	21.905	25.481	1'33.987	300.8	16:17'38.667
12	19.584	27.121	22.069	25.444	1'34.218	299.2	16:19'12.885
13	19.630	27.136	22.336	25.432	1'34.534	300.0	16:20'47.419
14	19.542	27.019	21.995	25.488	1'34.044	301.7	16:22'21.463
15	19.606	27.095	21.931	25.386	1'34.018	302.5	16:23'55.481
16	19.646	27.107	21.963	25.420	1'34.136	301.7	16:25'29.617
17	19.624	27.052	22.111	25.499	1'34.286	302.5	16:27'03.903
18	19.655	27.145	21.982	25.510	1'34.292	300.8	16:28'38.195
19	19.588	27.085	21.953	25.468	1'34.094	301.7	16:30'12.289
20	19.604	27.036	21.947	25.506	1'34.093	303.4	16:31'46.382

33 M. MELANDRI (1'33.441)							
Lap	Seq. 1	Seq. 2	Seq. 3	Seq. 4	Lap Time	km/h	Local Time
1	21.057	27.332	21.749	25.228	1'35.366	300.8	16:01'57.458
2	19.384	27.041	21.752	25.296	1'33.473	304.2	16:03'30.931

3	19.470	27.002	21.734	25.235	1'33.441	302.5	16:05'04.372
4	19.477	27.196	21.771	25.335	1'33.779	302.5	16:06'38.151
5	19.543	27.105	21.831	25.463	1'33.942	300.8	16:08'12.093
6	19.582	27.363	21.910	25.504	1'34.359	300.0	16:09'46.452
7	19.529	27.140	21.907	25.376	1'33.952	300.0	16:11'20.404
8	19.483	27.165	21.933	25.448	1'34.029	298.3	16:12'54.433
9	19.511	27.144	21.925	25.416	1'33.996	300.8	16:14'28.429
10	19.546	27.031	22.013	25.491	1'34.081	300.0	16:16'02.510
11	19.860	27.624	21.930	25.693	1'35.107	299.2	16:17'37.617
12	19.515	27.096	21.906	25.501	1'34.018	300.0	16:19'11.635
13	19.505	27.099	22.163	25.499	1'34.266	301.7	16:20'45.901
14	19.636	27.701	21.925	25.422	1'34.684	301.7	16:22'20.585
15	19.573	27.084	21.840	25.491	1'33.988	301.7	16:23'54.573
16	19.554	27.157	21.890	25.510	1'34.111	303.4	16:25'28.684
17	19.648	27.177	21.907	25.505	1'34.237	300.8	16:27'02.921
18	19.548	27.127	22.069	25.592	1'34.336	300.0	16:28'37.257
19	19.568	27.440	22.074	25.533	1'34.615	301.7	16:30'11.872
20	19.536	27.277	22.083	25.688	1'34.584	302.5	16:31'46.456

60 M. VAN DER MARK (1'34.036)							
Lap	Seq. 1	Seq. 2	Seq. 3	Seq. 4	Lap Time	km/h	Local Time
1	21.635	27.586	21.929	25.454	1'36.604	300.0	16:01'58.696
2	19.683	27.304	21.877	25.414	1'34.278	300.8	16:03'32.974
3	19.708	27.289	22.024	25.333	1'34.354	299.2	16:05'07.328
4	19.769	27.317	21.837	25.401	1'34.324	295.9	16:06'41.652
5	19.719	27.159	21.831	25.433	1'34.142	295.9	16:08'15.794
6	19.706	27.159	21.830	25.341	1'34.036	296.7	16:09'49.830
7	19.722	27.244	21.772	25.476	1'34.214	295.9	16:11'24.404
8	19.682	27.118	21.835	25.472	1'34.107	297.5	16:12'58.151
9	19.734	27.158	21.786	25.458	1'34.136	298.3	16:14'32.287
10	19.769	27.145	21.856	25.392	1'34.162	296.7	16:16'06.449
11	19.707	27.216	21.864	25.443	1'34.230	295.9	16:17'40.679
12	19.718	27.232	21.847	25.477	1'34.274	296.7	16:19'14.953
13	19.708	27.200	21.934	25.494	1'34.336	298.3	16:20'49.289
14	19.632	27.247	21.789	25.528	1'34.196	297.5	16:22'23.485
15	19.677	27.128	21.943	25.528	1'34.276	298.3	16:23'57.761
16	19.728	27.206	21.873	25.427	1'34.234	297.5	16:25'31.995
17	19.704	27.197	21.970	25.376	1'34.247	298.3	16:27'06.242
18	19.769	27.130	21.960	25.550	1'34.409	297.5	16:28'40.651
19	19.777	27.205	21.936	25.494	1'34.412	297.5	16:30'15.063
20	19.814	27.135	22.029	25.560	1'34.538	296.7	16:31'49.601

22 A. LOWES (1'33.981)							
Lap	Seq. 1	Seq. 2	Seq. 3	Seq. 4	Lap Time	km/h	Local Time
1	21.390	27.677	21.842	25.470	1'36.379	297.5	16:01'58.471
2	19.725	27.320	21.848	25.425	1'34.318	298.3	16:03'32.789
3	19.742	27.412	22.234	25.465	1'34.853	295.9	16:05'07.642
4	19.715	27.274	21.821	25.478	1'34.288	298.3	16:06'41.930
5	19.677	27.317	21.844	25.460	1'34.298	295.9	16:08'16.228
6	19.720	27.299	21.804	25.522	1'34.345	298.3	16:09'50.573
7	19.805	27.300	21.723	25.436	1'34.264	294.3	16:11'24.837
8	19.780	27.218	21.805	25.493	1'34.296	296.7	16:12'59.133
9	19.708	27.132	21.692	25.449	1'33.981	297.5	16:14'33.114
10	19.769	27.128	21.888	25.438	1'34.223	297.5	16:16'07.337
11	19.711	27.309	21.783	25.515	1'34.318	296.7	16:17'41.655
12	19.741	27.295	21.721	25.470	1'34.227	296.7	16:19'15.882
13	19.762	27.303	21.818	25.543	1'34.426		



Buriram 4.554 m

Thai Round, 10-11-12 March 2017

World Superbike - Chronological Analysis Race 1

Start at 16:00'22.092

2 / 4

Lap	Seq. 1	Seq. 2	Seq. 3	Seq. 4	Lap Time	km/h	Local Time
8	19.746	27.271	22.027	25.855	1'34.899	298.3	16:13'04.948
9	19.733	27.597	22.098	25.925	1'35.353	306.8	16:14'40.301
10	19.791	27.484	21.967	25.648	1'34.890	300.8	16:16'15.191
11	19.788	27.173	21.976	25.545	1'34.482	300.0	16:17'49.673
12	19.720	27.354	21.993	25.524	1'34.591	297.5	16:19'24.264
13	19.733	27.262	22.152	25.612	1'34.759	297.5	16:20'59.023
14	19.772	27.331	22.041	25.719	1'34.863	296.7	16:22'33.886
15	19.782	27.298	22.061	25.799	1'34.940	298.3	16:24'08.826
16	19.789	27.190	22.060	25.664	1'34.703	299.2	16:25'43.529
17	19.815	27.253	22.079	25.783	1'34.930	300.0	16:27'18.459
18	19.785	27.377	22.107	25.899	1'35.168	302.5	16:28'53.627
19	19.760	27.385	22.156	25.873	1'35.174	303.4	16:30'28.801
20	19.784	27.600	22.133	25.934	1'35.451	296.7	16:32'04.252

2 L. CAMIER (1'34.808)							
Lap	Seq. 1	Seq. 2	Seq. 3	Seq. 4	Lap Time	km/h	Local Time
1	22.320	28.170	22.295	25.730	1'38.515	298.3	16:02'00.607
2	19.898	27.610	22.087	25.848	1'35.443	295.9	16:03'36.050
3	20.068	27.392	21.954	25.472	1'34.886	294.3	16:05'10.936
4	20.090	27.490	21.916	25.556	1'35.052	294.3	16:06'45.988
5	19.906	27.574	21.974	25.557	1'35.011	294.3	16:08'20.999
6	20.012	28.330	22.018	25.535	1'35.895	294.3	16:09'56.894
7	19.943	27.441	21.948	25.572	1'34.904	295.9	16:11'31.798
8	20.023	27.407	21.997	25.539	1'34.966	295.9	16:13'06.764
9	19.888	28.152	21.977	25.834	1'35.851	294.3	16:14'42.615
10	19.941	27.342	21.944	25.630	1'34.857	293.5	16:16'17.472
11	19.909	27.426	21.992	25.689	1'35.016	294.3	16:17'52.488
12	19.911	27.472	22.062	25.673	1'35.148	294.3	16:19'27.636
13	19.892	27.803	22.087	25.638	1'35.420	299.2	16:21'03.056
14	19.914	27.329	22.009	25.566	1'34.808	294.3	16:22'37.864
15	19.902	27.383	22.017	25.610	1'34.912	298.3	16:24'12.776
16	19.941	27.643	22.133	25.741	1'35.458	295.9	16:25'48.234
17	19.960	27.443	22.329	25.688	1'35.420	292.7	16:27'23.654
18	19.978	27.590	22.122	25.730	1'35.420	293.5	16:28'59.074
19	20.018	27.426	22.236	25.747	1'35.427	294.3	16:30'34.501
20	19.952	27.422	22.211	25.866	1'35.471	292.7	16:32'09.972

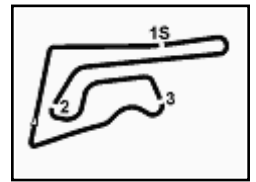
69 N. HAYDEN (1'34.691)							
Lap	Seq. 1	Seq. 2	Seq. 3	Seq. 4	Lap Time	km/h	Local Time
1	22.512	28.264	22.233	25.787	1'38.796	270.7	16:02'00.888
2	19.870	27.627	21.980	25.759	1'35.236	294.3	16:03'36.124
3	19.964	27.731	21.930	25.657	1'35.282	295.9	16:05'11.406
4	20.035	27.780	21.869	25.563	1'35.247	296.7	16:06'46.653
5	19.943	27.427	22.028	25.590	1'34.988	295.1	16:08'21.641
6	19.958	27.418	22.094	25.642	1'35.112	294.3	16:09'56.753
7	19.910	27.336	22.049	25.524	1'34.819	293.5	16:11'31.572
8	19.822	27.335	21.969	25.565	1'34.691	295.9	16:13'06.263
9	19.835	27.356	21.995	25.710	1'34.896	296.7	16:14'41.159
10	19.939	27.581	22.056	25.847	1'35.423	298.3	16:16'16.582
11	19.924	27.634	22.012	25.834	1'35.404	294.3	16:17'51.986
12	19.876	27.751	22.070	26.033	1'35.730	296.7	16:19'27.716
13	19.895	27.922	22.082	25.671	1'35.570	276.2	16:21'03.286
14	19.766	27.496	22.045	25.689	1'34.996	301.7	16:22'38.282
15	19.828	27.775	22.003	25.745	1'35.351	300.0	16:24'13.633
16	19.882	27.757	22.117	25.702	1'35.458	297.5	16:25'49.091
17	19.870	27.750	22.154	26.068	1'35.842	295.9	16:27'24.933
18	19.996	27.557	22.210	25.748	1'35.511	293.5	16:29'00.444
19	20.001	27.607	22.053	25.781	1'35.442	293.5	16:30'35.886
20	19.935	27.624	22.249	25.828	1'35.636	295.1	16:32'11.522

6 S. BRADL (1'35.070)							
Lap	Seq. 1	Seq. 2	Seq. 3	Seq. 4	Lap Time	km/h	Local Time
1	22.500	28.727	22.614	26.014	1'39.855	270.0	16:02'01.947
2	20.066	27.700	22.162	25.559	1'35.487	295.1	16:03'37.434
3	19.761	27.753	22.135	25.667	1'35.316	300.8	16:05'12.750
4	19.857	27.729	22.077	25.731	1'35.394	300.0	16:06'48.144
5	19.907	28.352	22.297	25.834	1'36.390	297.5	16:08'24.534
6	19.850	27.588	21.993	25.639	1'35.070	297.5	16:09'59.604
7	19.747	27.724	22.273	25.745	1'35.489	299.2	16:11'35.093
8	19.687	27.558	22.099	25.810	1'35.154	300.8	16:13'10.247
9	19.814	27.566	22.132	25.741	1'35.253	295.9	16:14'45.500
10	19.797	27.579	22.097	25.789	1'35.262	296.7	16:16'20.762
11	19.785	27.566	22.101	25.822	1'35.274	295.9	16:17'56.036
12	19.922	27.599	22.052	25.821	1'35.394	296.7	16:19'31.430

13	19.764	27.627	22.226	25.774	1'35.391	298.3	16:21'06.821
14	19.676	27.597	22.127	25.848	1'35.248	297.5	16:22'42.069
15	19.736	27.560	22.185	25.924	1'35.405	300.0	16:24'17.474
16	19.814	27.519	22.124	25.723	1'35.180	297.5	16:25'52.654
17	19.816	27.481	22.169	25.735	1'35.201	298.3	16:27'27.855
18	19.993	27.441	22.108	25.746	1'35.288	296.7	16:29'03.143
19	19.766	27.426	22.127	25.827	1'35.146	299.2	16:30'38.289
20	19.681	27.514	22.068	25.873	1'35.136	301.7	16:32'13.425

12 X. FORÉS (1'34.775)							
Lap	Seq. 1	Seq. 2	Seq. 3	Seq. 4	Lap Time	km/h	Local Time
1	21.871	28.058	22.034	25.670	1'37.633	281.3	16:01'59.725
2	19.947	27.685	21.952	25.516	1'35.100	295.1	16:03'34.825
3	19.930	27.481	21.922	25.567	1'34.900	295.1	16:05'09.725
4	19.926	27.320	21.913	25.626	1'34.785	294.3	16:06'44.510
5	19.906	27.570	21.964	25.623	1'35.063	293.5	16:08'19.573
6	19.779	27.329	21.975	25.692	1'34.775	293.5	16:09'54.348
7	19.973	27.496	22.020	25.633	1'35.122	291.9	16:11'29.470
8	19.913	27.513	22.042	25.748	1'35.216	293.5	16:13'04.686
9	19.902	27.467	22.183	25.864	1'35.416	293.5	16:14'40.102
10	20.016	27.740	22.121	25.735	1'35.612	291.9	16:16'15.714
11	19.900	27.426	22.064	25.756	1'35.146	294.3	16:17'50.860
12	19.859	27.633	22.078	25.883	1'35.453	294.3	16:19'26.313
13	19.921	27.555	22.042	25.982	1'35.500	294.3	16:21'01.813
14	19.995	27.571	21.998	25.758	1'35.322	291.9	16:22'37.135
15	19.913	27.509	21.998	25.854	1'35.274	296.7	16:24'12.409
16	20.010	27.666	22.212	26.189	1'36.077	292.7	16:25'48.486
17	20.093	27.825	22.287	26.055	1'36.260	294.3	16:27'24.746
18	20.203	28.137	22.289	26.253	1'36.882	284.2	16:29'01.628
19	20.136	27.706	22.160	26.149	1'36.151	293.5	16:30'37.779
20	20.000	27.504	22.061	26.301	1'35.866	295.1	16:32'13.645

88 R. KRUMMENACHER (1'35.286)							
Lap	Seq. 1	Seq. 2	Seq. 3	Seq. 4	Lap Time	km/h	Local Time
1	22.400	28.601	22.441	25.995	1'39.437	272.7	16:02'01.529
2	19.924	27.845	22.085	25.678	1'35.532	294.3	16:03'37.061
3	19.962	27.747	22.097	25.598	1'35.404	294.3	16:05'12.465
4	19.988	27.705	22.095	25.788	1'35.576	295.1	16:06'48.041
5	20.004	27.827	22.240	25.589	1'35.660	294.3	16:08'23.701
6	19.944	27.678	22.080	25.746	1'35.448	292.7	16:09'59.149
7	19.956	27.851	22.218	25.679	1'35.704	289.5	16:11'34.853
8	19.854	27.896	22.108	25.724	1'35.582	292.7	16:13'10.435
9	19.795	27.756	22.146	25.773	1'35.470	285.5	16:14'45.905
10	19.866	27.792	22.226	25.752	1'35.636	295.9	16:16'21.541
11	19.897	27.727	22.069	25.593	1'35.286	295.1	16:17'56.827
12	19.927	27.634	22.052	25.787	1'35.400	295.9	16:19'32.227
13	19.890	27.617	22.057	25.775	1'35.339	297.5	16:21'07.566
14	19.810	27.692	22.228	25.747	1'35.477	297.5	16:22'43.043
15	19.859	27.785	22.150	25.866	1'35.660	292.7	16:24'18.703
16	19.836	27.751	22.102	25.787	1'35.476	297.5	16:25'54.179
17	19.816	27.907	22.219	25.756	1'35.698	292.7	16:27'29.877
18	19.889	27.810	22.100	25.896	1'35.695	294.3	16:29'05.572
19	20.012	27.757	22.317	25.766	1'35.852	287.2	16:30'41.424
20	19.844	27.612	22.244	25.958	1'35.658	294.3	16:32'17.0



Buriram 4.554 m

Thai Round, 10-11-12 March 2017

World Superbike - Chronological Analysis Race 1

Start at 16:00'22.092

18	19.922	28.123	22.212	25.873	1'36.130	295.1	16:29'05.842
19	19.996	28.314	22.169	25.914	1'36.393	288.0	16:30'42.235
20	19.969	27.797	22.253	25.832	1'35.851	294.3	16:32'18.086

84 R. RUSSO (1'35.790)

Lap	Seq. 1	Seq. 2	Seq. 3	Seq. 4	Lap Time	km/h	Local Time
1	23.571	28.389	22.573	26.075	1'40.608	259.6	16:02'02.700
2	20.184	28.191	22.084	26.067	1'36.526	279.1	16:03'39.226
3	20.486	27.939	21.740	27.655	1'37.820	282.7	16:05'17.046
4	20.301	27.657	21.878	25.992	1'35.828	286.5	16:06'52.874
5	20.104	27.823	22.148	25.915	1'35.990	288.0	16:08'28.864
6	20.269	27.981	22.107	26.174	1'36.531	285.7	16:10'05.395
7	20.227	28.119	22.230	26.200	1'36.776	285.7	16:11'42.171
8	20.109	28.195	22.165	26.070	1'36.539	285.7	16:13'18.710
9	20.409	27.799	22.161	26.075	1'36.444	283.5	16:14'55.154
10	20.117	27.927	22.067	26.400	1'36.511	285.0	16:16'31.665
11	20.227	28.082	22.100	26.035	1'36.444	284.2	16:18'08.109
12	21.770	28.327	22.110	26.163	1'38.370	273.4	16:19'46.479
13	20.114	27.964	22.048	26.141	1'36.267	286.5	16:21'22.746
14	20.105	27.832	21.922	25.930	1'35.790	285.7	16:22'58.536
15	20.137	27.826	21.934	26.055	1'35.952	288.0	16:24'34.488
16	20.143	27.933	22.175	26.023	1'36.274	285.7	16:26'10.762
17	20.247	28.099	22.115	27.051	1'37.512	285.7	16:27'48.274
18	20.269	28.147	22.165	26.579	1'37.160	285.7	16:29'25.434
19	20.140	28.100	22.085	26.370	1'36.695	285.7	16:31'02.129
20	20.219	28.158	22.215	26.492	1'37.084	285.7	16:32'39.213

37 O. JEZEK (1'36.110)

Lap	Seq. 1	Seq. 2	Seq. 3	Seq. 4	Lap Time	km/h	Local Time
1	23.253	28.545	22.622	26.232	1'40.652	267.3	16:02'02.744
2	20.016	28.041	22.285	26.060	1'36.402	293.5	16:03'39.146
3	20.471	29.579	22.600	26.174	1'38.824	289.5	16:05'17.970
4	20.212	27.919	22.554	25.948	1'36.633	291.1	16:06'54.603
5	20.157	28.067	22.407	26.085	1'36.716	289.5	16:08'31.319
6	20.268	27.852	22.120	25.840	1'36.110	287.2	16:10'07.429
7	20.244	27.871	22.210	26.080	1'36.405	288.0	16:11'43.834
8	20.166	27.920	22.412	26.249	1'36.797	288.8	16:13'20.631
9	20.256	27.980	22.317	26.127	1'36.680	286.5	16:14'57.311
10	20.240	27.989	22.176	26.069	1'36.474	285.0	16:16'33.785
11	20.306	27.863	22.335	26.014	1'36.518	287.5	16:18'10.303
12	20.225	28.117	22.276	25.997	1'36.615	285.7	16:19'46.918
13	20.109	27.980	22.254	26.069	1'36.412	288.0	16:21'23.330
14	20.293	27.821	22.330	25.935	1'36.379	288.0	16:22'59.709
15	20.060	28.572	22.276	26.091	1'36.999	288.8	16:24'36.708
16	20.115	27.986	22.408	26.284	1'36.793	288.8	16:26'13.501
17	20.345	28.136	22.347	26.514	1'37.342	286.5	16:27'50.843
18	20.196	28.066	22.536	26.296	1'37.094	285.7	16:29'27.937
19	20.234	28.089	22.429	26.541	1'37.293	287.2	16:31'05.230
20	20.274	28.092	22.937	27.014	1'38.317	285.0	16:32'43.547

50 E. LAVERTY (1'34.233)

Lap	Seq. 1	Seq. 2	Seq. 3	Seq. 4	Lap Time	km/h	Local Time
1	21.663	27.746	22.172	25.514	1'37.095	297.5	16:01'59.187
2	19.682	27.399	22.112	25.685	1'34.878	301.7	16:03'34.065
3	19.737	27.239	22.009	25.385	1'34.370	300.0	16:05'08.435
4	19.701	27.268	21.905	25.442	1'34.316	300.8	16:06'42.751
5	19.705	27.177	21.879	25.472	1'34.233	299.2	16:08'16.984
6	19.756	27.225	21.834	25.469	1'34.284	299.2	16:09'51.268
7	19.681	27.361	21.989	25.505	1'34.536	299.2	16:11'25.804
8	19.778	27.425	21.949	25.516	1'34.668	300.8	16:13'00.472
9	19.785	27.197	21.947	25.628	1'34.557	298.3	16:14'35.029
10	19.755	27.395	22.054	25.723	1'34.927	298.3	16:16'09.956
11	19.735	27.431	22.157	25.697	1'35.020	297.5	16:17'44.976
12	19.723	27.490	22.093	25.646	1'34.952	298.3	16:19'19.928
13	19.819	27.800	22.146	25.825	1'35.590	300.0	16:20'55.518
14	19.710	27.475	22.156	25.657	1'34.998	299.2	16:22'30.516
15	19.737	27.500	22.091	25.795	1'35.041	300.0	16:24'05.557
16	19.778	27.494	22.175	25.801	1'35.248	297.5	16:25'40.805
17	19.773	27.372	22.244	25.661	1'35.050	298.3	16:27'15.855
18	19.724	27.444	22.143	25.863	1'35.174	298.3	16:28'51.029
19	19.719	27.565	22.155	25.873	1'35.312	298.3	16:30'26.341

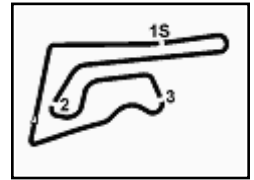
86 A. BADOVINI (1'36.340)

Lap	Seq. 1	Seq. 2	Seq. 3	Seq. 4	Lap Time	km/h	Local Time
1	23.673	28.728	22.347	26.121	1'40.869	270.0	16:02'02.961
2	19.993	28.338	22.225	25.972	1'36.528	282.7	16:03'39.489
3	20.159	28.259	22.097	26.111	1'36.626	282.0	16:05'16.115

11/03/2017 P = Pits In/Out - C = Lap-Time Cancelled

These data/results cannot be reproduced, stored and/or transmitted in whole or in part by any manner of electronic, mechanical, photocopying, recording, broadcasting or otherwise now known or herein after developed without the previous express consent by the copyright owner, except for reproduction in daily press and regular printed publications on sale to the public within 60 days of the event related to those data/results and always provided that copyright symbol appears together as follows below.

© DORNA WSBK ORGANIZATION Srl 2017



Buriram 4.554 m

4 / 4

Thai Round, 10-11-12 March 2017

World Superbike - Chronological Analysis Race 1

Start at 16:00'22.092

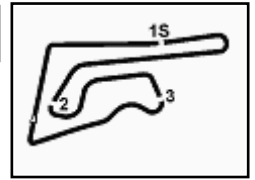
4	20.118	27.839	22.249	26.134	1'36.340	291.1	16:06'52.455
5	20.143	28.019	22.626	26.105	1'36.893	290.3	16:08'29.348
6	20.061	28.071	22.347	26.174	1'36.653	290.3	16:10'06.001

11/03/2017 P = Pits In/Out - C = Lap-Time Cancelled

These data/results cannot be reproduced, stored and/or transmitted in whole or in part by any manner of electronic, mechanical, photocopying, recording, broadcasting or otherwise now known or herein after developed without the previous express consent by the copyright owner, except for reproduction in daily press and regular printed publications on sale to the public within 60 days of the event related to those data/results and always provided that copyright symbol appears together as follows below.

© DORNA WSBK ORGANIZATION Srl 2017



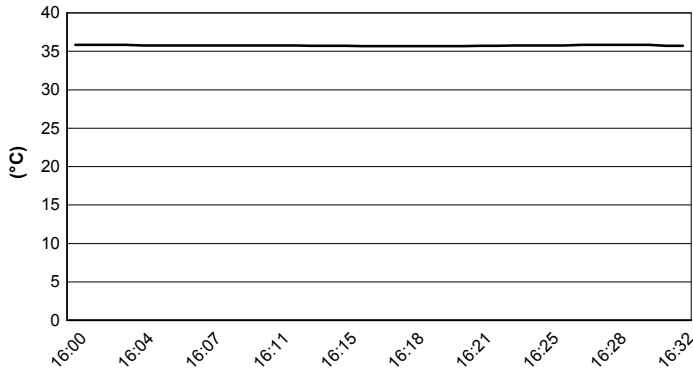


Buriram 4.554 m

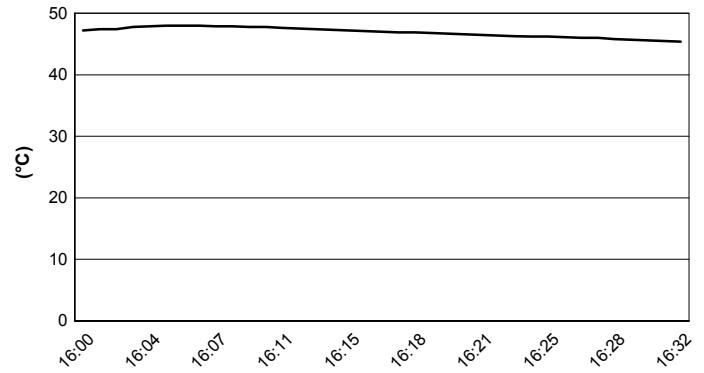
Thai Round, 10-11-12 March 2017
World Superbike - Weather Report Race 1

Session started 16:00 Session ended 16:33

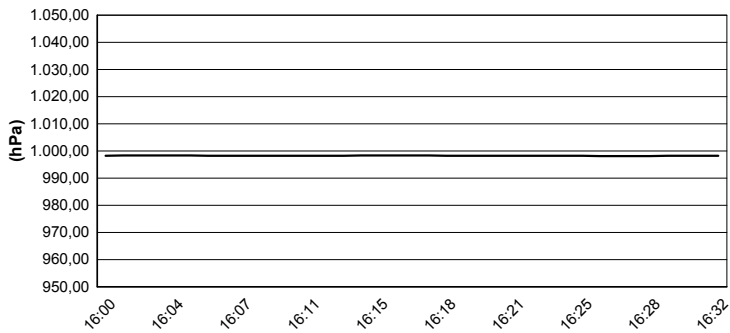
Air Temperature



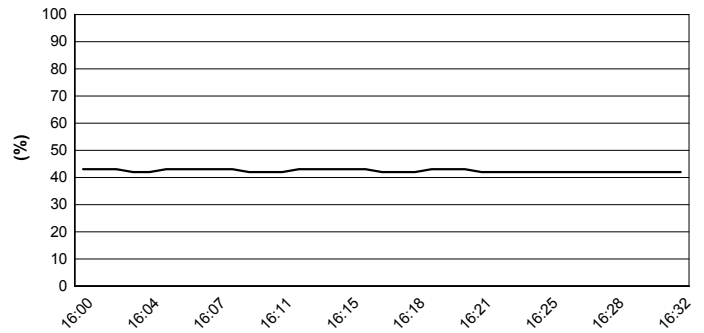
Track Temperature



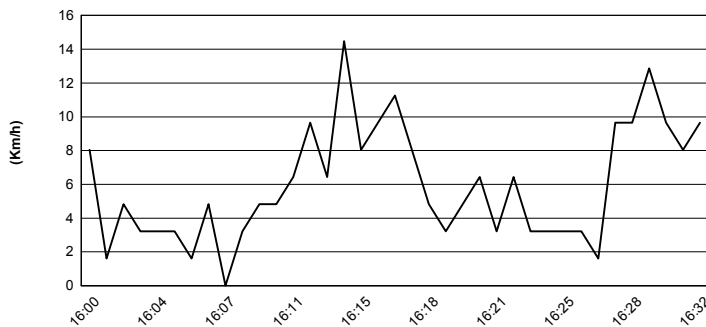
Air Pressure



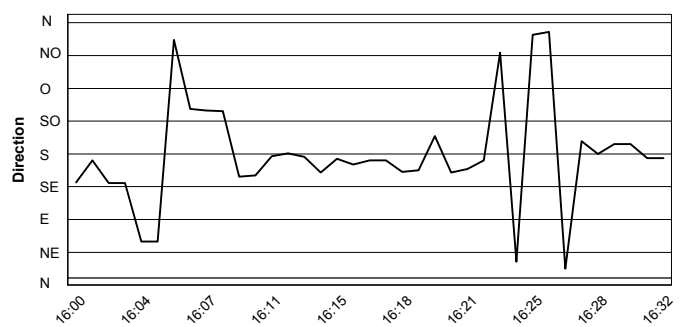
Humidity



Wind Speed

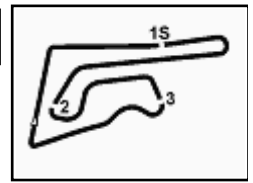


Wind Direction



11/03/2017

These data/results cannot be reproduced, stored and/or transmitted in whole or in part by any manner of electronic, mechanical, photocopying, recording, broadcasting or otherwise now known or herein after developed without the previous express consent by the copyright owner, except for reproduction in daily press and regular printed publications on sale to the public within 60 days of the event related to those data/results and always provided that copyright symbol appears together as follows below.
© DORNA WSBK ORGANIZATION Srl 2017



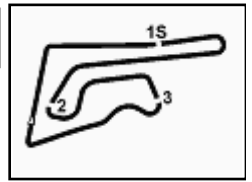
Thai Round, 10-11-12 March 2017 World Superbike - Championship Standings

Buriram 4.554 m

Points	Points From First	Points From Previous	February 26		March 12	April 2	April 30	May 14	May 28	June 18	July 9	August 20	September 17	October 1	October 15	November 4		
			PHILLIP ISLAND	BURIRAM														
1 REA Jonathan (GBR)	75		25 1	25 1	25 1													
2 DAVIES Chaz (GBR)	60	15	20 2	20 2	20 2													
3 SYKES Tom (GBR)	42	33 18	16 3	10 3	16 3													
4 LOWES Alex (GBR)	36	39 6	13 4	13 3	10 4													
5 MELANDRI Marco (ITA)	29	46 7	0 7	16 5	13 5													
6 VAN DER MARK Michael (NED)	27	48 2	7 9	9 7	11 6													
7 CAMIER Leon (GBR)	27	48 0	11 5	8 6	8 6													
8 FORÉS Xavi (ESP)	26	49 1	10 6	11 5	5 8													
9 TORRES Jordi (ESP)	18	57 8	9 7	0 10	9 9													
10 LAVERTY Eugene (IRL)	14	61 4	8 8	6 9	0 10													
11 HAYDEN Nicky (USA)	12	63 2	5 11	0 15	7 11													
12 SAVADORI Lorenzo (ITA)	10	65 2	0 11	7 12	3 12													
13 KRUMMENACHER Randy (SUI)	10	65 0	6 10	0 14	4 12													
14 REITERBERGER Markus (GER)	9	66 1	4 12	3 11	2 14													
15 BRADL Stefan (GER)	8	67 1	1 15	1 18	6 15													
16 DE ANGELIS Alex (RSM)	7	68 1	2 14	5 11	0 16													
17 RAMOS Román (ESP)	6	69 1	3 13	2 15	1 17													
18 BROOKES Joshua (AUS)	4	71 2	0 17	4 18	0 18													

11/03/2017 First Line: Championship Standings - Second Line: Ranking Progression
 These data/results cannot be reproduced, stored and/or transmitted in whole or in part by any manner of electronic, mechanical, photocopying, recording, broadcasting or otherwise now known or herein after developed without the previous express consent by the copyright owner, except for reproduction in daily press and regular printed publications on sale to the public within 60 days of the event related to those data/results and always provided that copyright symbol appears together as follows below.
 © DORNA WSBK ORGANIZATION Srl 2017





Buriram 4.554 m

Thai Round, 10-11-12 March 2017 World Superbike - Manufacturers Standings

Points	Points From First	Points From Previous	February 26 PHILLIP ISLAND		March 12	April 2	April 30	May 14	May 28	June 18	July 9	August 20	September 17	October 1	October 15	November 4		
			1	2	BURIRAM	ARAGÓN	ASSEN	IMOLA	DONINGTON PARK	MISANO	LAGUNA SECA	LAUSITZRING	PORTIMÃO	MAGNY COURS	TBA	LOSAIL		
1	KAWASAKI	75	25	25	25													
			1	1	1													
2	DUCATI	60	15	20	20	20												
			2	2	2													
3	YAMAHA	37	38	23	13	13	11											
			3	3	3													
4	MV AGUSTA	27	48	10	11	8	8											
			4	4	4													
5	BMW	21	54	6	9	3	9											
			5	6	5													
6	APRILIA	18	57	3	8	7	3											
			6	5	6													
7	HONDA	13	62	5	5	1	7											
			7	7	7													

11/03/2017

First Line: Championship Standings - Second Line: Ranking Progression

These data/results cannot be reproduced, stored and/or transmitted in whole or in part by any manner of electronic, mechanical, photocopying, recording, broadcasting or otherwise now known or herein after developed without the previous express consent by the copyright owner, except for reproduction in daily press and regular printed publications on sale to the public within 60 days of the event related to those data/results and always provided that copyright symbol appears together as follows below.

© DORNA WSBK ORGANIZATION Srl 2017

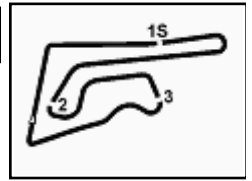
FKR PERUGIA TIMING



Official Tyre Supplier



Official Timekeeper



Buriram 4.554 m

Thai Round, 10-11-12 March 2017
World Superbike - Pirelli Best Lap Award

Points	Points From First	Points From Previous	February 26	March 12	April 2	April 30	May 14	May 28	June 18	July 9	August 20	September 17	October 1	October 15	November 4
			PHILLIP ISLAND	BURIRAM	ARAGÓN	ASSEN	IMOLA	DONINGTON PARK	MISANO	LAGUNA SECA	LAUSITZRING	PORTIMÃO	MAGNY COURS	TBA	LOSAIL
Fastest Laps															
1 REA Jonathan (GBR)	2		1	1											
2 MELANDRI Marco (ITA)	1	1		1											

11/03/2017

These data/results cannot be reproduced, stored and/or transmitted in whole or in part by any manner of electronic, mechanical, photocopying, recording, broadcasting or otherwise now known or herein after developed without the previous express consent by the copyright owner, except for reproduction in daily press and regular printed publications on sale to the public within 60 days of the event related to those data/results and always provided that copyright symbol appears together as follows below.

© DORNA WSBK ORGANIZATION Srl 2017

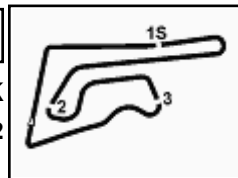
FKR PERUGIA TIMING



Official Tyre Supplier



Official Timekeeper



Buriram 4.554 m

Thai Round, 10-11-12 March 2017 World Superbike - Best Laps & Speeds

No.	Rider		Best Lap		FP1		FP2		FP3		SP1		SP2		RC1	
	Nat	Bike	laps	speed	laps	speed	laps	speed	laps	speed	laps	speed	laps	speed	laps	speed
1	1	J. REA	82	305,9	21	302,5	24	305,9	11	300,8			6	303,3	20	301,6
		GBR Kawasaki ZX-10R														
2	66	T. SYKES	74	303,3	19	299,1	18	302,5	12	300,8			5	300,8	20	303,3
		GBR Kawasaki ZX-10R														
3	33	M. MELANDRI	80	305,9	22	302,5	21	304,2	11	305,9			6	303,3	20	304,2
		ITA Ducati Panigale R														
4	7	C. DAVIES	80	304,2	22	304,2	23	303,3	10	302,5			5	302,5	20	304,2
		GBR Ducati Panigale R														
5	22	A. LOWES	86	300,8	19	296,7	26	296,7	14	300,8			7	298,3	20	300,0
		GBR Yamaha YZF R1														
6	60	M. VAN DER MARK	89	301,6	20	295,8	27	300,8	15	301,6			7	301,6	20	300,8
		NED Yamaha YZF R1														
7	50	E. LAVERTY	79	305,9	21	300,8	19	303,3	14	300,8			6	305,9	19	301,6
		IRL Aprilia RSV4 RF														
8	12	X. FORÉS	75	300,0	21	296,7	19	296,7	10	298,3			5	300,0	20	296,7
		ESP Ducati Panigale R														
9	2	L. CAMIER	55	299,1			15	294,2	8	297,5	6	295,8	6	296,7	20	299,1
		GBR MV Agusta 1000 F4														
10	32	L. SAVADORI	87	300,0	22	300,0	21	298,3	12	300,0	6	297,5	6	300,0	20	296,7
		ITA Aprilia RSV4 RF														
11	81	J. TORRES	88	306,8	27	300,8	26	301,6	14	301,6			1	300,0	20	306,8
		ESP BMW S 1000 RR														
12	21	M. REITERBERGER	79	305,0	23	300,0	20	302,5	10	299,1			6	305,0	20	305,0
		GER BMW S 1000 RR														
13	88	R. KRUMMENACHER	78	298,3	20	296,7	19	292,6	13	298,3	6	293,4			20	297,5
		SUI Kawasaki ZX-10R														
14	6	S. BRADL	82	301,6	22	297,5	23	300,8	11	300,8	6	300,8			20	301,6
		GER Honda CBR1000RR														
15	69	N. HAYDEN	78	301,6	19	293,4	21	299,1	12	295,8	6	295,8			20	301,6
		USA Honda CBR1000RR														
16	15	A. DE ANGELIS	77	295,0	22	291,8	18	293,4	12	295,0	5	294,2			20	292,6
		RSM Kawasaki ZX-10R														
17	84	R. RUSSO	73	289,5	21	286,4	18	289,5	8	288,0	6	287,2			20	288,0
		ITA Yamaha YZF R1														
18	37	O. JEZEK	82	295,8	22	289,5	20	290,3	14	288,0	6	295,8			20	293,4
		CZE Kawasaki ZX-10R														
19	40	R. RAMOS	78	295,8	23	295,8	19	294,2	10	293,4	6	295,0			20	295,0
		ESP Kawasaki ZX-10R														
20	86	A. BADOVINI	54	295,0	18	289,5	17	295,0	7	295,0	6	292,6			6	291,1
		ITA Kawasaki ZX-10R														

11/03/2017

These data/results cannot be reproduced, stored and/or transmitted in whole or in part by any manner of electronic, mechanical, photocopying, recording, broadcasting or otherwise now known or herein after developed without the previous express consent by the copyright owner, except for reproduction in daily press and regular printed publications on sale to the public within 60 days of the event related to those data/results and always provided that copyright symbol appears together as follows below.

© DORNA WSBK ORGANIZATION Srl 2017

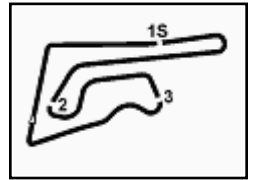
FICR PERUGIA TIMING



Official Tyre Supplier



Official Timekeeper



Buriram 4.554 m

Thai Round, 10-11-12 March 2017

World Superbike - Provisional Starting Grid - Race 2

20 Laps x 4,554 km = 91,080 km

1	33 MELANDRI M. Ducati	2	60 VAN DER MARK M. Yamaha	3	22 LOWES A. Yamaha
2	81 TORRES J. BMW	4	2 CAMIER L. MV Agusta	5	69 HAYDEN N. Honda
3	66 SYKES T. Kawasaki	6	7 DAVIES C. Ducati	7	1 REA J. Kawasaki
4	50 LAVERTY E. Aprilia	8	12 FORÉS X. Ducati	8	32 SAVADORI L. Aprilia
5	21 REITERBERGER M. BMW	9	88 KRUMMENACHER R. Kawasaki	9	15 DE ANGELIS A. Kawasaki
6	6 BRADL S. Honda	10	37 JEZEK O. Kawasaki	10	40 RAMOS R. Kawasaki
7	86 BADOVINI A. Kawasaki	11	84 RUSSO R. Yamaha		

Rider #84 (Russo R.) has been penalized to drop 3 positions according to art. 1.21.2

11/03/2017 Jury President

..... Race Director

These data/results cannot be reproduced, stored and/or transmitted in whole or in part by any manner of electronic, mechanical, photocopying, recording, broadcasting or otherwise now known or herein after developed without the previous express consent by the copyright owner, except for reproduction in daily press and regular printed publications on sale to the public within 60 days of the event related to those data/results and always provided that copyright symbol appears together as follows below.

© DORNA WSBK ORGANIZATION Srl 2017

FKR PERUGIA TIMING


Official Tyre Supplier



Official Timekeeper