

## Thai Round, 10-11-12 March 2017 World Superbike - Results Race 2 - Red Flag

Laps 4 = 18,216 Km - Time Of Race 6'17.627 - Avg. 173,657 km/h

Buriram 4.554 m

1 / 2

Pos	Race	Grid	No. Rider	Nat	Team	Bike	LL	Gap	Fastest Lap	Speed	Qualifying		Ranking	
											Time	Speed	R1	R2
1	1	1	J. REA	GBR	Kawasaki Racing Team	Kawasaki ZX-10R	4		1'33.794	305,9	1'32.957	303,4	75	1
2	3	33	M. MELANDRI	ITA	Aruba.it Racing - Ducati	Ducati Panigale R	4	0.173	1'33.916	303,4	1'33.457	303,4	29	5
3	4	22	A. LOWES	GBR	Pata Yamaha Official WorldSBK Team	Yamaha YZF R1	4	0.968	1'34.089	300,0	1'33.529	298,3	36	4
4	2	66	T. SYKES	GBR	Kawasaki Racing Team	Kawasaki ZX-10R	4	1.527	1'34.147	303,4	1'33.192	300,8	42	3
5	11	2	L. CAMIER	GBR	MV Agusta Reparto Corse	MV Agusta 1000 F4	4	3.915	1'34.889	297,5	1'34.525	296,7	27	7
6	7	50	E. LAVERTY	IRL	Milwaukee Aprilia	Aprilia RSV4 RF	4	4.283	1'34.313	305,1	1'33.621	305,9	14	10
7	10	81	J. TORRES	ESP	Althea BMW Racing Team	BMW S 1000 RR	4	4.739	1'34.571	301,7	1'34.252	300,0	18	9
8	14	69	N. HAYDEN	USA	Red Bull Honda World Superbike Team	Honda CBR1000RR	4	5.944	1'34.881	298,3	1'34.698	295,9	12	11
9	6	60	M. VAN DER MARK	NED	Pata Yamaha Official WorldSBK Team	Yamaha YZF R1	4	6.486	1'34.855	300,8	1'33.617	301,7	27	6
10	8	12	X. FORÉS	ESP	BARNI Racing Team	Ducati Panigale R	4	6.649	1'34.994	300,0	1'34.188	300,0	26	8
11	15	15	A. DE ANGELIS	RSM	Pedercini Racing SC-Project	Kawasaki ZX-10R	4	8.065	1'35.152	300,0	1'34.816	294,3	7	16
12	13	88	R. KRUMMENACHER	SUI	Kawasaki Puccetti Racing	Kawasaki ZX-10R	4	8.370	1'35.174	300,0	1'34.647	293,5	10	13
13	16	6	S. BRADL	GER	Red Bull Honda World Superbike Team	Honda CBR1000RR	4	8.578	1'35.065	305,1	1'35.155	300,8	8	15
14	17	84	R. RUSSO	ITA	Guandalini Racing	Yamaha YZF R1	4	8.779	1'35.344	290,3	1'35.206	287,2		
15	12	21	M. REITERBERGER	GER	Althea BMW Racing Team	BMW S 1000 RR	4	9.732	1'35.492	303,4	1'34.807	305,1	9	14
16	19	40	R. RAMOS	ESP	Team Kawasaki Go Eleven	Kawasaki ZX-10R	4	10.022	1'35.461	297,5	1'35.587	295,1	6	17
17	18	37	O. JEZEK	CZE	Grillini Racing Team	Kawasaki ZX-10R	4	11.415	1'35.937	295,9	1'35.226	295,9		
18	20	86	A. BADOVINI	ITA	Grillini Racing Team	Kawasaki ZX-10R	4	11.810	1'36.086	296,7	1'35.993	292,7		
19	5	7	C. DAVIES	GBR	Aruba.it Racing - Ducati	Ducati Panigale R	4	29.198	1'33.631	303,4	1'33.561	302,5	60	2
-----Not Classified-----														
RET	9	32	L. SAVADORI	ITA	Milwaukee Aprilia	Aprilia RSV4 RF	4	5.173	1'34.604	300,8	1'34.207	300,0	10	12

AIR	Humidity:	39%	Temp:	36°C
TRACK	Condition:	Dry	Temp:	48°C

Records	Pole (SP2)	2017	J.Rea	1'32.957	176,370 Km/h
	Race (RC1)	2017	J.Rea	1'33.436	175,460 Km/h
	Circuit (SP2)	2017	J.Rea	1'32.957	176,370 Km/h
Race Fastest lap		Lap 2	C.Davies	1'33.631	175,096 Km/h

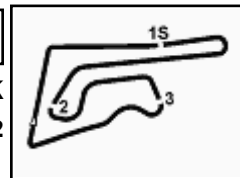
LAP LEADERS				
No. Rider	From	To	Laps	Total
33 M. MELANDRI	1	3	3	0
1 J. REA	4	4	1	0

TOTAL LEADER LAPS	
No. Rider	Laps
1 J. REA	37
33 M. MELANDRI	10
7 C. DAVIES	7
66 T. SYKES	4
12 X. FORÉS	3
22 A. LOWES	2
50 E. LAVERTY	1

Start 16:00 End 16:10 The results are provisional until the end of the time limit for protests and appeals and the completion of the technical checks.

12/03/2017  
These data/results cannot be reproduced, stored and/or transmitted in whole or in part by any manner of electronic, mechanical, photocopying, recording, broadcasting or otherwise now known or herein after developed without the previous express consent by the copyright owner, except for reproduction in daily press and regular printed publications on sale to the public within 60 days of the event related to those data/results and always provided that copyright symbol appears together as follows below.

© DORNA WSBK ORGANIZATION Srl 2017



## Thai Round, 10-11-12 March 2017 World Superbike - Results Race 2 - Red Flag

### RACE HIGHLIGHTS

---

15.57.56		Warm-up Lap Start
16.00.39		Start
16.02.55		No Jump Start
16.04.10	7 Davies	Crashed - Turn 3
16.04.29	7 Davies	Re-joined
16.08.32	32 Savadori	Crashed - Turn 12
16.08.56	32 Savadori	Out
16.09.18		RED FLAG
16.10.25		End Of Session

Start                      End                      The results are provisional until the end of the time limit for protests and appeals  
12/03/2017      16:00                      16:10                      and the completion of the technical checks.

These data/results cannot be reproduced, stored and/or transmitted in whole or in part by any manner of electronic, mechanical, photocopying, recording, broadcasting or otherwise now known or herein after developed without the previous express consent by the copyright owner, except for reproduction in daily press and regular printed publications on sale to the public within 60 days of the event related to those data/results and always provided that copyright symbol appears together as follows below.

© DORNA WSBK ORGANIZATION Srl 2017

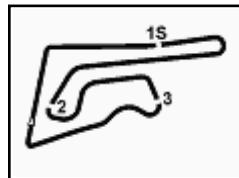
FKR PERUGIA TIMING



Official Tyre Supplier



Official Timekeeper



Buriram 4.554 m

1 / 2

**Thai Round, 10-11-12 March 2017**
**World Superbike - Lap Chart Race 2 - Red Flag**

	Lap			
	1	2	3	4
1	33	33	33	1
2	1	7	1	33
3	7	1	22	22
4	22	22	66	66
5	66	66	2	2
6	2	2	50	50
7	69	50	81	81
8	50	81	32	32
9	81	32	69	69
10	32	69	60	60
11	12	60	12	12
12	60	12	6	15
13	6	6	15	88
14	15	15	88	6
15	21	88	84	84
16	40	84	21	21
17	88	21	40	40
18	84	40	37	37
19	37	37	86	86
20	86	86	7	7

Final Result		
1	1 J. REA	Laps 4
2	33 M. MELANDRI	0.173
3	22 A. LOWES	0.968
4	66 T. SYKES	1.527
5	2 L. CAMIER	3.915
6	50 E. LAVERTY	4.283
7	81 J. TORRES	4.739
8	69 N. HAYDEN	5.944
9	60 M. VAN DER MARK	6.486
10	12 X. FORÉS	6.649
11	15 A. DE ANGELIS	8.065
12	88 R. KRUMMENACHER	8.370
13	6 S. BRADL	8.578
14	84 R. RUSSO	8.779
15	21 M. REITERBERGER	9.732
16	40 R. RAMOS	10.022
17	37 O. JEZEK	11.415
18	86 A. BADOVINI	11.810
19	7 C. DAVIES	29.198
RET	32 L. SAVADORI	5.173

12/03/2017

These data/results cannot be reproduced, stored and/or transmitted in whole or in part by any manner of electronic, mechanical, photocopying, recording, broadcasting or otherwise now known or herein after developed without the previous express consent by the copyright owner, except for reproduction in daily press and regular printed publications on sale to the public within 60 days of the event related to those data/results and always provided that copyright symbol appears together as follows below.

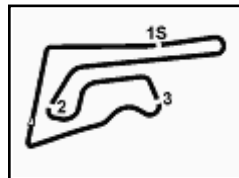
© DORNA WSBK ORGANIZATION Srl 2017

**FCR PERUGIA TIMING**


Official Tyre Supplier



Official Timekeeper



Buriram 4.554 m

2 / 2

**Thai Round, 10-11-12 March 2017**
**World Superbike - Lap Chart Race 2 - Red Flag**

Lap 1			
1	33 M.Melandri (ITA)		8 32 L.Savadori (ITA) 5.173
2	1 J.Rea (GBR) 0.362		9 69 N.Hayden (USA) 5.944
3	7 C.Davies (GBR) 0.406		10 60 M.van der Mark (NED) 6.486
4	22 A.Lowes (GBR) 0.437		11 12 X.Forés (ESP) 6.649
5	66 T.Sykes (GBR) 0.770		12 15 A.De Angelis (RSM) 8.065
6	2 L.Camier (GBR) 1.077		13 88 R.Krummenacher (SU) 8.370
7	69 N.Hayden (USA) 1.829		14 6 S.Bradl (GER) 8.578
8	50 E.Laverty (IRL) 2.122		15 84 R.Russo (ITA) 8.779
9	81 J.Torres (ESP) 2.226		16 21 M.Reiterberger (GER) 9.732
10	32 L.Savadori (ITA) 2.465		17 40 R.Ramos (ESP) 10.022
11	12 X.Forés (ESP) 2.775		18 37 O.Jezek (CZE) 11.415
12	60 M.van der Mark (NED) 3.011		19 86 A.Badovini (ITA) 11.810
13	6 S.Bradl (GER) 3.262		20 7 C.Davies (GBR) 29.198
14	15 A.De Angelis (RSM) 3.442		
15	21 M.Reiterberger (GER) 3.881		
16	40 R.Ramos (ESP) 4.226		
17	88 R.Krummenacher (SU) 4.459		
18	84 R.Russo (ITA) 4.655		
19	37 O.Jezek (CZE) 4.924		
20	86 A.Badovini (ITA) 5.268		

Lap 2		
1	33 M.Melandri (ITA)	
2	7 C.Davies (GBR) 0.121	
3	1 J.Rea (GBR) 0.417	
4	22 A.Lowes (GBR) 0.782	
5	66 T.Sykes (GBR) 1.156	
6	2 L.Camier (GBR) 2.050	
7	50 E.Laverty (IRL) 3.212	
8	81 J.Torres (ESP) 3.489	
9	32 L.Savadori (ITA) 3.869	
10	69 N.Hayden (USA) 4.187	
11	60 M.van der Mark (NED) 4.444	
12	12 X.Forés (ESP) 4.632	
13	6 S.Bradl (GER) 4.902	
14	15 A.De Angelis (RSM) 5.436	
15	88 R.Krummenacher (SU) 5.717	
16	84 R.Russo (ITA) 6.083	
17	21 M.Reiterberger (GER) 6.712	
18	40 R.Ramos (ESP) 7.108	
19	37 O.Jezek (CZE) 7.468	
20	86 A.Badovini (ITA) 7.615	

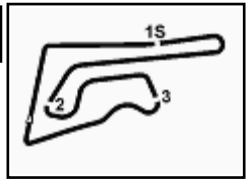
Lap 3		
1	33 M.Melandri (ITA)	
2	1 J.Rea (GBR) 0.243	
3	22 A.Lowes (GBR) 0.903	
4	66 T.Sykes (GBR) 1.335	
5	2 L.Camier (GBR) 3.053	
6	50 E.Laverty (IRL) 3.557	
7	81 J.Torres (ESP) 4.092	
8	32 L.Savadori (ITA) 4.505	
9	69 N.Hayden (USA) 5.100	
10	60 M.van der Mark (NED) 5.331	
11	12 X.Forés (ESP) 5.658	
12	6 S.Bradl (GER) 5.999	
13	15 A.De Angelis (RSM) 6.620	
14	88 R.Krummenacher (SU) 7.111	
15	84 R.Russo (ITA) 7.468	
16	21 M.Reiterberger (GER) 8.301	
17	40 R.Ramos (ESP) 8.622	
18	37 O.Jezek (CZE) 9.437	
19	86 A.Badovini (ITA) 9.733	
20	7 C.Davies (GBR) 29.102	

Lap 4		
1	1 J.Rea (GBR)	
2	33 M.Melandri (ITA) 0.173	
3	22 A.Lowes (GBR) 0.968	
4	66 T.Sykes (GBR) 1.527	
5	2 L.Camier (GBR) 3.915	
6	50 E.Laverty (IRL) 4.283	
7	81 J.Torres (ESP) 4.739	

12/03/2017

These data/results cannot be reproduced, stored and/or transmitted in whole or in part by any manner of electronic, mechanical, photocopying, recording, broadcasting or otherwise now known or herein after developed without the previous express consent by the copyright owner, except for reproduction in daily press and regular printed publications on sale to the public within 60 days of the event related to those data/results and always provided that copyright symbol appears together as follows below.

© DORNA WSBK ORGANIZATION Srl 2017



Buriram 4.554 m

**Thai Round, 10-11-12 March 2017**
**World Superbike - Best Sector & Speed Race 2 - Red Flag**
**RESULTS**

			Laps 4
1	1 J. REA	Kawasaki ZX-10R	0.173
2	33 M. MELANDRI	Ducati Panigale R	0.173
3	22 A. LOWES	Yamaha YZF R1	0.968
4	66 T. SYKES	Kawasaki ZX-10R	1.527
5	2 L. CAMIER	MV Austa 1000 F4	3.915
6	50 E. LAVERTY	Aprilia RSV4 RF	4.283
7	81 J. TORRES	BMW S 1000 RR	4.739
8	69 N. HAYDEN	Honda CBR1000RR	5.944
9	60 M. VAN DER MARK	Yamaha YZF R1	6.486
10	12 X. FORÉS	Ducati Panigale R	6.649
11	15 A. DE ANGELIS	Kawasaki ZX-10R	8.065
12	88 R. KRUMMENACHER	Kawasaki ZX-10R	8.370
13	6 S. BRADL	Honda CBR1000RR	8.578
14	84 R. RUSSO	Yamaha YZF R1	8.779
15	21 M. REITERBERGER	BMW S 1000 RR	9.732
16	40 R. RAMOS	Kawasaki ZX-10R	10.022
17	37 O. JEZEK	Kawasaki ZX-10R	11.415
18	86 A. BADOVINI	Kawasaki ZX-10R	11.810
19	7 C. DAVIES	Ducati Panigale R	29.198
RET	32 L. SAVADORI	Aprilia RSV4 RF	5.173

**SPEED**

1	1 J. REA	Kawasaki ZX-10R	305.9
2	50 E. LAVERTY	Aprilia RSV4 RF	305.1
3	6 S. BRADL	Honda CBR1000RR	305.1
4	7 C. DAVIES	Ducati Panigale R	303.4
5	33 M. MELANDRI	Ducati Panigale R	303.4
6	21 M. REITERBERGER	BMW S 1000 RR	303.4
7	66 T. SYKES	Kawasaki ZX-10R	303.4
8	81 J. TORRES	BMW S 1000 RR	301.7
9	32 L. SAVADORI	Aprilia RSV4 RF	300.8
10	60 M. VAN DER MARK	Yamaha YZF R1	300.8
11	15 A. DE ANGELIS	Kawasaki ZX-10R	300.0
12	88 R. KRUMMENACHER	Kawasaki ZX-10R	300.0
13	22 A. LOWES	Yamaha YZF R1	300.0
14	12 X. FORÉS	Ducati Panigale R	300.0
15	69 N. HAYDEN	Honda CBR1000RR	298.3
16	2 L. CAMIER	MV Austa 1000 F4	297.5
17	40 R. RAMOS	Kawasaki ZX-10R	297.5
18	86 A. BADOVINI	Kawasaki ZX-10R	296.7
19	37 O. JEZEK	Kawasaki ZX-10R	295.9
20	84 R. RUSSO	Yamaha YZF R1	290.3

**SEG. 1**

1	33 M. MELANDRI	19.475
2	66 T. SYKES	19.581
3	1 J. REA	19.591
4	7 C. DAVIES	19.631
5	22 A. LOWES	19.688
6	50 E. LAVERTY	19.690
7	81 J. TORRES	19.733
8	6 S. BRADL	19.739
9	88 R. KRUMMENACH	19.739
10	32 L. SAVADORI	19.748
11	12 X. FORÉS	19.816
12	21 M. REITERBERGE	19.824
13	60 M. VAN DER MARK	19.873
14	69 N. HAYDEN	19.897
15	2 L. CAMIER	19.909
16	15 A. DE ANGELIS	19.911
17	86 A. BADOVINI	19.930
18	40 R. RAMOS	19.931
19	84 R. RUSSO	20.002
20	37 O. JEZEK	20.021

**SEG. 2**

1	7 C. DAVIES	26.940
2	33 M. MELANDRI	27.056
3	22 A. LOWES	27.148
4	1 J. REA	27.156
5	66 T. SYKES	27.178
6	50 E. LAVERTY	27.246
7	81 J. TORRES	27.340
8	2 L. CAMIER	27.429
9	32 L. SAVADORI	27.476
10	12 X. FORÉS	27.491
11	15 A. DE ANGELIS	27.500
12	84 R. RUSSO	27.521
13	60 M. VAN DER MARK	27.550
14	88 R. KRUMMENACH	27.557
15	69 N. HAYDEN	27.561
16	6 S. BRADL	27.617
17	40 R. RAMOS	27.620
18	21 M. REITERBERGE	27.774
19	37 O. JEZEK	27.789
20	86 A. BADOVINI	27.826

**SEG. 3**

1	1 J. REA	21.639
2	22 A. LOWES	21.720
3	7 C. DAVIES	21.759
4	32 L. SAVADORI	21.817
5	84 R. RUSSO	21.829
6	60 M. VAN DER MARK	21.837
7	33 M. MELANDRI	21.842
8	2 L. CAMIER	21.850
9	69 N. HAYDEN	21.853
10	15 A. DE ANGELIS	21.854
11	50 E. LAVERTY	21.856
12	66 T. SYKES	21.857
13	12 X. FORÉS	21.889
14	88 R. KRUMMENACH	21.916
15	81 J. TORRES	21.945
16	21 M. REITERBERGE	22.024
17	6 S. BRADL	22.035
18	40 R. RAMOS	22.082
19	86 A. BADOVINI	22.092
20	37 O. JEZEK	22.162

**SEG. 4**

1	1 J. REA	25.237
2	7 C. DAVIES	25.284
3	66 T. SYKES	25.373
4	22 A. LOWES	25.436
5	33 M. MELANDRI	25.465
6	60 M. VAN DER MARK	25.472
7	50 E. LAVERTY	25.481
8	81 J. TORRES	25.495
9	32 L. SAVADORI	25.501
10	2 L. CAMIER	25.508
11	69 N. HAYDEN	25.533
12	6 S. BRADL	25.568
13	15 A. DE ANGELIS	25.578
14	12 X. FORÉS	25.597
15	88 R. KRUMMENACH	25.622
16	40 R. RAMOS	25.647
17	84 R. RUSSO	25.686
18	21 M. REITERBERGE	25.752
19	37 O. JEZEK	25.870
20	86 A. BADOVINI	25.879

12/03/2017

These data/results cannot be reproduced, stored and/or transmitted in whole or in part by any manner of electronic, mechanical, photocopying, recording, broadcasting or otherwise now known or herein after developed without the previous express consent by the copyright owner, except for reproduction in daily press and regular printed publications on sale to the public within 60 days of the event related to those data/results and always provided that copyright symbol appears together as follows below.

© DORNA WSBK ORGANIZATION Srl 2017

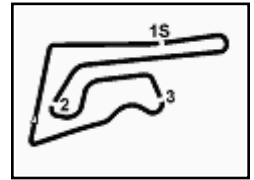
**FICR PERUGIA TIMING**


Official Tyre Supplier



Official Timekeeper





## Thai Round, 10-11-12 March 2017

### World Superbike - Chronological Analysis Race 2 - Red Flag

Start at 16:00'24.625

**7 C. DAVIES (1'33.631)**

Lap	Seq. 1	Seq. 2	Seq. 3	Seq. 4	Lap Time	km/h	Local Time
1	21.588	27.113	21.824	25.563	1'36.088	<b>303.4</b>	16:02'00.713
2	19.648	<b>26.940</b>	<b>21.759</b>	<b>25.284</b>	<b>1'33.631</b>	<b>303.4</b>	16:03'34.344
3	<b>19.631</b>	53.382	22.988	26.948	2'02.949	<b>303.4</b>	16:05'37.293
4	19.753	27.104	21.890	25.410	1'34.157	296.7	16:07'11.450
5	19.614	27.022	21.770	26.552	1'34.958 C	298.3	16:08'46.408

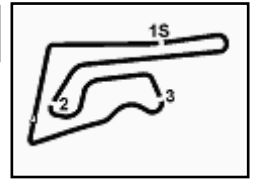
**32 L. SAVADORI (1'34.604)**

Lap	Seq. 1	Seq. 2	Seq. 3	Seq. 4	Lap Time	km/h	Local Time
1	22.216	28.178	22.099	25.654	1'38.147	266.0	16:02'02.772
2	19.819	27.582	22.378	25.541	1'35.320	<b>300.8</b>	16:03'38.092
3	19.783	<b>27.476</b>	<b>21.817</b>	25.528	<b>1'34.604</b>	298.3	16:05'12.696
4	<b>19.748</b>	27.535	21.945	<b>25.501</b>	1'34.729	296.7	16:06'47.425

12/03/2017 P = Pits In/Out - C = Lap-Time Cancelled

These data/results cannot be reproduced, stored and/or transmitted in whole or in part by any manner of electronic, mechanical, photocopying, recording, broadcasting or otherwise now known or herein after developed without the previous express consent by the copyright owner, except for reproduction in daily press and regular printed publications on sale to the public within 60 days of the event related to those data/results and always provided that copyright symbol appears together as follows below.

© DORNA WSBK ORGANIZATION Srl 2017




Buriram 4.554 m

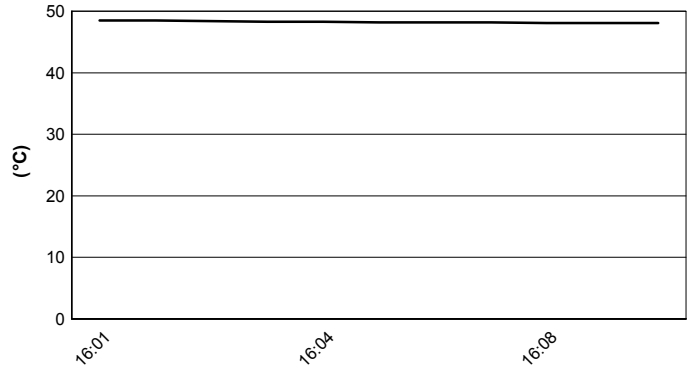
**Thai Round, 10-11-12 March 2017**  
**World Superbike - Weather Report Race 2 - Red Flag**

Session started 16:00      Session ended 16:10


**Air Temperature**




**Track Temperature**



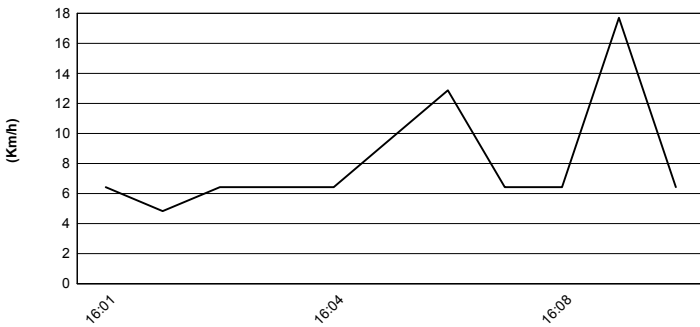
**Air Pressure**



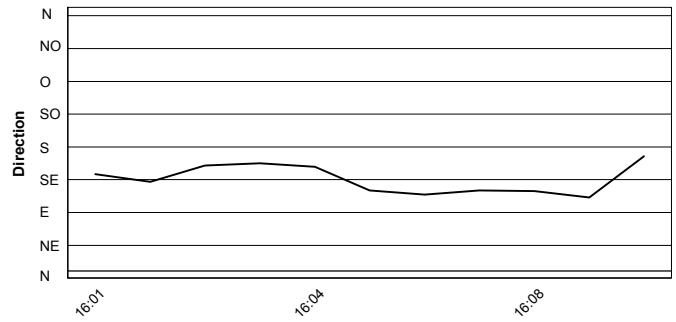
**Humidity**



**Wind Speed**



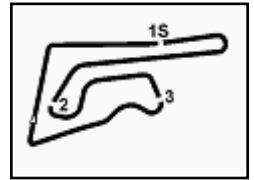
**Wind Direction**



12/03/2017

These data/results cannot be reproduced, stored and/or transmitted in whole or in part by any manner of electronic, mechanical, photocopying, recording, broadcasting or otherwise now known or herein after developed without the previous express consent by the copyright owner, except for reproduction in daily press and regular printed publications on sale to the public within 60 days of the event related to those data/results and always provided that copyright symbol appears together as follows below.  
© DORNA WSBK ORGANIZATION Srl 2017





Buriram 4.554 m

## Thai Round, 10-11-12 March 2017

### World Superbike - Starting Grid - Race 2 Restart

16 Laps x 4,554 km = 72,864 km



1	1 REA J. Kawasaki	2	33 MELANDRI M. Ducati	3	22 LOWES A. Yamaha
2	66 SYKES T. Kawasaki	5	2 CAMIER L. MV Agusta	6	50 LAVERTY E. Aprilia
3	81 TORRES J. BMW	8	69 HAYDEN N. Honda	9	60 VAN DER MARK M. Yamaha
4	12 FORÉS X. Ducati	11	15 DE ANGELIS A. Kawasaki	12	88 KRUMMENACHER R. Kawasaki
5	6 BRADL S. Honda	14	84 RUSSO R. Yamaha	15	21 REITERBERGER M. BMW
6	40 RAMOS R. Kawasaki	17	37 JEZEK O. Kawasaki	18	86 BADOVINI A. Kawasaki
7	7 DAVIES C. Ducati				

12/03/2017 Jury President .....

..... Race Director

These data/results cannot be reproduced, stored and/or transmitted in whole or in part by any manner of electronic, mechanical, photocopying, recording, broadcasting or otherwise now known or herein after developed without the previous express consent by the copyright owner, except for reproduction in daily press and regular printed publications on sale to the public within 60 days of the event related to those data/results and always provided that copyright symbol appears together as follows below.

© DORNA WSBK ORGANIZATION Srl 2017

FKR PERUGIA TIMING



Official Tyre Supplier



Official Timekeeper