

Thai Round, 10-11-12 March 2017

World Superbike - Results Race 2

Laps 16 = 72,864 Km - Time Of Race 25'02.029 - Avg. 174,637 km/h

Buriram 4.554 m

1 / 2

Pos	Race	Grid	No. Rider	Nat	Team	Bike	LL	Gap	Fastest Lap	Speed	Qualifying		Ranking			
											Time	Speed	R1	R2	Tot	Pos
1	1	1	J. REA	GBR	Kawasaki Racing Team	Kawasaki ZX-10R	16		1'33.675	300,8	1'32.957	303,4	25	25	100	1
2	2	66	T. SYKES	GBR	Kawasaki Racing Team	Kawasaki ZX-10R	16	4.078	1'33.725	304,2	1'33.192	300,8	16	20	62	3
3	3	33	M. MELANDRI	ITA	Aruba.it Racing - Ducati	Ducati Panigale R	16	4.195	1'33.644	304,2	1'33.457	303,4	13	16	45	5
4	4	22	A. LOWES	GBR	Pata Yamaha Official WorldSBK Team	Yamaha YZF R1	16	10.005	1'33.883	298,3	1'33.529	298,3	10	13	49	4
5	10	81	J. TORRES	ESP	Althea BMW Racing Team	BMW S 1000 RR	16	14.733	1'34.389	304,2	1'34.252	300,0	9	11	29	7
6	5	7	C. DAVIES	GBR	Aruba.it Racing - Ducati	Ducati Panigale R	16	16.972	1'34.444	304,2	1'33.561	302,5	20	10	70	2
7	14	69	N. HAYDEN	USA	Red Bull Honda World Superbike Team	Honda CBR1000RR	16	20.543	1'34.473	300,8	1'34.698	295,9	7	9	21	10
8	8	12	X. FORÉS	ESP	BARNI Racing Team	Ducati Panigale R	16	24.283	1'34.996	296,7	1'34.188	300,0	5	8	34	6
9	19	40	R. RAMOS	ESP	Team Kawasaki Go Eleven	Kawasaki ZX-10R	16	24.864	1'34.933	297,5	1'35.587	295,1	1	7	13	13
10	12	21	M. REITERBERGER	GER	Althea BMW Racing Team	BMW S 1000 RR	16	26.008	1'34.627	304,2	1'34.807	305,1	2	6	15	12
11	15	15	A. DE ANGELIS	RSM	Pedercini Racing SC-Project	Kawasaki ZX-10R	16	27.599	1'34.944	298,3	1'34.816	294,3	5	12	14	14
12	17	84	R. RUSSO	ITA	Guandalini Racing	Yamaha YZF R1	16	34.800	1'35.334	293,5	1'35.206	287,2	4	4	18	18
13	18	37	O. JEZEK	CZE	Grillini Racing Team	Kawasaki ZX-10R	16	47.090	1'35.930	292,7	1'35.226	295,9	3	3	20	20
14	20	86	A. BADOVINI	ITA	Grillini Racing Team	Kawasaki ZX-10R	16	47.695	1'35.913	294,3	1'35.993	292,7	2	2	21	21
15	7	50	E. LAVERTY	IRL	Milwaukee Aprilia	Aprilia RSV4 RF	16	1'21.916	1'34.359	302,5	1'33.621	305,9	1	15	11	11
-----Not Classified-----																
RET	11	2	L. CAMIER	GBR	MV Agusta Reparto Corse	MV Agusta 1000 F4	10	6 Laps	1'34.560	300,0	1'34.525	296,7	8		27	9
RET	13	88	R. KRUMMENACHER	SUI	Kawasaki Puccetti Racing	Kawasaki ZX-10R	5	11 Laps	1'35.097	296,7	1'34.647	293,5	4		10	16
RET	16	6	S. BRADL	GER	Red Bull Honda World Superbike Team	Honda CBR1000RR	5	11 Laps	1'34.628	303,4	1'35.155	300,8	6		8	17
NS	6	60	M. VAN DER MARK	NED	Pata Yamaha Official WorldSBK Team	Yamaha YZF R1					1'33.617	301,7	11		27	8

AIR	Humidity:	39%	Temp:	36°C
TRACK	Condition:	Dry	Temp:	48°C

Records	Pole (SP2)	2017	J.Rea	1'32.957	176.370 Km/h
	Race (RC1)	2017	J.Rea	1'33.436	175.460 Km/h
	Circuit (SP2)	2017	J.Rea	1'32.957	176.370 Km/h
Race Fastest lap		Lap 3	M.Melandri	1'33.644	175.072 Km/h

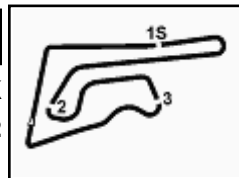
LAP LEADERS				
No. Rider	From	To	Laps	Total
1 J. REA	1	16	16	16

TOTAL LEADER LAPS	
No. Rider	Laps
1 J. REA	53
33 M. MELANDRI	10
7 C. DAVIES	7
66 T. SYKES	4
12 X. FORÉS	3
22 A. LOWES	2
50 E. LAVERTY	1

Start 12/03/2017 16:35 End 17:02 The results are provisional until the end of the time limit for protests and appeals and the completion of the technical checks.

These data/results cannot be reproduced, stored and/or transmitted in whole or in part by any manner of electronic, mechanical, photocopying, recording, broadcasting or otherwise now known or herein after developed without the previous express consent by the copyright owner, except for reproduction in daily press and regular printed publications on sale to the public within 60 days of the event related to those data/results and always provided that copyright symbol appears together as follows below.

© DORNA WSBK ORGANIZATION Srl 2017



Thai Round, 10-11-12 March 2017 World Superbike - Results Race 2

RACE HIGHLIGHTS

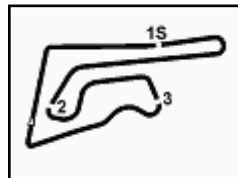
16.33.09		Warm-up Lap Start
16.35.53		Start
16.36.09	60 van der Mark	Out
16.38.18		No Jump Start
16.43.38	6 Bradl	Crashed - Turn 12
16.43.45	88 Krummenacher	Entered Pits
16.44.48	88 Krummenacher	Retired
16.45.12	6 Bradl	Retired
16.49.19	50 Laverty	Crashed - Turn 6
16.49.47	50 Laverty	Re-joined
16.51.24	2 Camier	Stop - Technical Problem
16.59.08	2 Camier	Out
17.02.14		End Of Session

Start End The results are provisional until the end of the time limit for protests and appeals
12/03/2017 16:35 17:02 and the completion of the technical checks.

These data/results cannot be reproduced, stored and/or transmitted in whole or in part by any manner of electronic, mechanical, photocopying, recording, broadcasting or otherwise now known or herein after developed without the previous express consent by the copyright owner, except for reproduction in daily press and regular printed publications on sale to the public within 60 days of the event related to those data/results and always provided that copyright symbol appears together as follows below.

© DORNA WSBK ORGANIZATION Srl 2017





Buriram 4.554 m

1 / 2

**Thai Round, 10-11-12 March 2017
World Superbike - Lap Chart Race 2**

Lap

	1	2	3	4	5	6	7	8	9	10	11	12	13	14	15	16
1	1	1	1	1	1	1	1	1	1	1	1	1	1	1	1	1
2	33	33	33	33	33	33	33	33	33	33	33	33	33	33	33	66
3	66	66	66	66	66	66	66	66	66	66	66	66	66	66	66	33
4	22	22	22	22	22	22	22	22	22	22	22	22	22	22	22	22
5	50	50	50	50	50	50	50	50	81	81	81	81	81	81	81	81
6	81	81	81	81	81	81	81	81	7	7	7	7	7	7	7	7
7	2	2	2	2	2	2	2	2	69	69	69	69	69	69	69	69
8	69	69	69	7	7	7	7	7	69	2	12	12	12	12	12	12
9	15	7	7	69	69	69	69	69	12	12	40	40	40	40	40	40
10	6	15	6	6	12	12	12	12	15	15	15	15	15	15	21	21
11	7	6	15	15	15	15	15	15	40	40	21	21	21	21	15	15
12	12	12	12	12	40	40	40	40	21	21	84	84	84	84	84	84
13	88	88	88	40	21	21	21	21	84	84	37	37	37	37	37	37
14	40	40	40	88	84	84	84	84	37	37	86	86	86	86	86	86
15	21	21	21	21	37	37	37	37	86	86	50	50	50	50	50	50
16	37	37	84	84	86	86	86	86	50	50						
17	84	84	37	37	88											
18	86	86	86	86	6											

Final Result

		Laps
1	1 J. REA	Laps 16
2	66 T. SYKES	4.078
3	33 M. MELANDRI	4.195
4	22 A. LOWES	10.005
5	81 J. TORRES	14.733
6	7 C. DAVIES	16.972
7	69 N. HAYDEN	20.543
8	12 X. FORÉS	24.283
9	40 R. RAMOS	24.864
10	21 M. REITERBERGER	26.008
11	15 A. DE ANGELIS	27.599
12	84 R. RUSSO	34.800
13	37 O. JEZEK	47.090
14	86 A. BADOVINI	47.695
15	50 E. LAVERTY	1'21.916
RET	2 L. CAMIER	6 Laps
RET	88 R. KRUMMENACHER	11 Laps
RET	6 S. BRADL	11 Laps
NS	60 M. VAN DER MARK	

12/03/2017

These data/results cannot be reproduced, stored and/or transmitted in whole or in part by any manner of electronic, mechanical, photocopying, recording, broadcasting or otherwise now known or herein after developed without the previous express consent by the copyright owner, except for reproduction in daily press and regular printed publications on sale to the public within 60 days of the event related to those data/results and always provided that copyright symbol appears together as follows below.

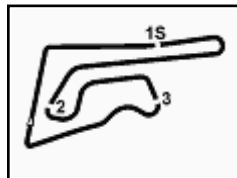
© DORNA WSBK ORGANIZATION Srl 2017

FCR PERUGIA TIMING


Official Tyre Supplier



Official Timekeeper



Buriram 4.554 m

Thai Round, 10-11-12 March 2017 World Superbike - Lap Chart Race 2

2 / 2

Lap 1

1	1 J.Rea (GBR)	
2	33 M.Melandri (ITA)	0.224
3	66 T.Sykes (GBR)	0.581
4	22 A.Lowes (GBR)	0.988
5	50 E.Laverty (IRL)	1.284
6	81 J.Torres (ESP)	1.764
7	2 L.Camier (GBR)	2.056
8	69 N.Hayden (USA)	2.340
9	15 A.De Angelis (RSM)	2.567
10	6 S.Bradl (GER)	2.815
11	7 C.Davies (GBR)	2.863
12	12 X.Forés (ESP)	3.267
13	88 R.Krummenacher (SU)	3.662
14	40 R.Ramos (ESP)	3.850
15	21 M.Reiterberger (GER)	4.233
16	37 O.Jezek (CZE)	4.360
17	84 R.Russo (ITA)	4.629
18	86 A.Badovini (ITA)	6.266

Lap 2

1	1 J.Rea (GBR)	
2	33 M.Melandri (ITA)	0.410
3	66 T.Sykes (GBR)	0.705
4	22 A.Lowes (GBR)	2.257
5	50 E.Laverty (IRL)	2.623
6	81 J.Torres (ESP)	2.879
7	2 L.Camier (GBR)	3.034
8	69 N.Hayden (USA)	3.473
9	7 C.Davies (GBR)	3.918
10	15 A.De Angelis (RSM)	3.933
11	6 S.Bradl (GER)	4.249
12	12 X.Forés (ESP)	4.582
13	88 R.Krummenacher (SU)	5.174
14	40 R.Ramos (ESP)	5.496
15	21 M.Reiterberger (GER)	6.008
16	37 O.Jezek (CZE)	6.609
17	84 R.Russo (ITA)	6.730
18	86 A.Badovini (ITA)	9.160

Lap 3

1	1 J.Rea (GBR)	
2	33 M.Melandri (ITA)	0.342
3	66 T.Sykes (GBR)	0.748
4	22 A.Lowes (GBR)	2.428
5	50 E.Laverty (IRL)	3.270
6	81 J.Torres (ESP)	3.786
7	2 L.Camier (GBR)	4.021
8	69 N.Hayden (USA)	4.617
9	7 C.Davies (GBR)	4.782
10	6 S.Bradl (GER)	5.165
11	15 A.De Angelis (RSM)	5.609
12	12 X.Forés (ESP)	5.929
13	88 R.Krummenacher (SU)	6.559
14	40 R.Ramos (ESP)	7.028
15	21 M.Reiterberger (GER)	7.506
16	84 R.Russo (ITA)	8.503
17	37 O.Jezek (CZE)	9.311
18	86 A.Badovini (ITA)	11.823

Lap 4

1	1 J.Rea (GBR)	
2	33 M.Melandri (ITA)	0.369
3	66 T.Sykes (GBR)	0.823
4	22 A.Lowes (GBR)	2.842
5	50 E.Laverty (IRL)	4.224
6	81 J.Torres (ESP)	4.769
7	2 L.Camier (GBR)	4.989
8	7 C.Davies (GBR)	5.652
9	69 N.Hayden (USA)	5.914
10	6 S.Bradl (GER)	6.414
11	15 A.De Angelis (RSM)	7.709
12	12 X.Forés (ESP)	7.858
13	40 R.Ramos (ESP)	8.797

14	88 R.Krummenacher (SU)	9.962
15	21 M.Reiterberger (GER)	10.481
16	84 R.Russo (ITA)	10.667
17	37 O.Jezek (CZE)	12.269
18	86 A.Badovini (ITA)	14.138

Lap 5

1	1 J.Rea (GBR)	
2	33 M.Melandri (ITA)	0.456
3	66 T.Sykes (GBR)	1.202
4	22 A.Lowes (GBR)	3.418
5	50 E.Laverty (IRL)	5.132
6	81 J.Torres (ESP)	5.604
7	2 L.Camier (GBR)	5.909
8	7 C.Davies (GBR)	6.445
9	69 N.Hayden (USA)	6.801
10	12 X.Forés (ESP)	9.210
11	15 A.De Angelis (RSM)	9.773
12	40 R.Ramos (ESP)	10.221
13	21 M.Reiterberger (GER)	12.880
14	84 R.Russo (ITA)	13.023
15	37 O.Jezek (CZE)	15.081
16	86 A.Badovini (ITA)	16.815
17	88 R.Krummenacher (SU)	31.190
18	6 S.Bradl (GER)	1'02.456

Lap 6

1	1 J.Rea (GBR)	
2	33 M.Melandri (ITA)	0.961
3	66 T.Sykes (GBR)	1.524
4	22 A.Lowes (GBR)	3.818
5	50 E.Laverty (IRL)	6.138
6	81 J.Torres (ESP)	6.192
7	2 L.Camier (GBR)	6.893
8	7 C.Davies (GBR)	7.088
9	69 N.Hayden (USA)	7.773
10	12 X.Forés (ESP)	10.432
11	15 A.De Angelis (RSM)	10.916
12	40 R.Ramos (ESP)	11.676
13	21 M.Reiterberger (GER)	14.361
14	84 R.Russo (ITA)	14.559
15	37 O.Jezek (CZE)	17.820
16	86 A.Badovini (ITA)	19.217

Lap 7

1	1 J.Rea (GBR)	
2	33 M.Melandri (ITA)	1.146
3	66 T.Sykes (GBR)	1.888
4	22 A.Lowes (GBR)	4.673
5	50 E.Laverty (IRL)	7.318
6	81 J.Torres (ESP)	7.424
7	2 L.Camier (GBR)	8.047
8	7 C.Davies (GBR)	8.238
9	69 N.Hayden (USA)	8.664
10	12 X.Forés (ESP)	11.829
11	15 A.De Angelis (RSM)	12.253
12	40 R.Ramos (ESP)	13.068
13	21 M.Reiterberger (GER)	15.664
14	84 R.Russo (ITA)	16.143
15	37 O.Jezek (CZE)	20.654
16	86 A.Badovini (ITA)	21.886

Lap 8

1	1 J.Rea (GBR)	
2	33 M.Melandri (ITA)	1.385
3	66 T.Sykes (GBR)	2.057
4	22 A.Lowes (GBR)	5.356
5	50 E.Laverty (IRL)	8.430
6	81 J.Torres (ESP)	8.644
7	2 L.Camier (GBR)	8.838
8	7 C.Davies (GBR)	9.036
9	69 N.Hayden (USA)	9.368
10	12 X.Forés (ESP)	13.211
11	15 A.De Angelis (RSM)	13.771

12	40 R.Ramos (ESP)	14.251
13	21 M.Reiterberger (GER)	17.098
14	84 R.Russo (ITA)	17.825
15	37 O.Jezek (CZE)	23.375
16	86 A.Badovini (ITA)	24.030

Lap 9

1	1 J.Rea (GBR)	
2	33 M.Melandri (ITA)	1.670
3	66 T.Sykes (GBR)	2.141
4	22 A.Lowes (GBR)	5.557
5	81 J.Torres (ESP)	9.468
6	7 C.Davies (GBR)	10.042
7	2 L.Camier (GBR)	10.362
8	69 N.Hayden (USA)	10.555
9	12 X.Forés (ESP)	14.560
10	15 A.De Angelis (RSM)	15.231
11	40 R.Ramos (ESP)	15.847
12	21 M.Reiterberger (GER)	18.448
13	84 R.Russo (ITA)	19.647
14	37 O.Jezek (CZE)	26.248
15	86 A.Badovini (ITA)	26.798
16	50 E.Laverty (IRL)	54.634

Lap 10

1	1 J.Rea (GBR)	
2	33 M.Melandri (ITA)	1.856
3	66 T.Sykes (GBR)	2.676
4	22 A.Lowes (GBR)	5.950
5	81 J.Torres (ESP)	10.173
6	7 C.Davies (GBR)	10.619
7	69 N.Hayden (USA)	11.449
8	2 L.Camier (GBR)	11.756
9	12 X.Forés (ESP)	15.751
10	15 A.De Angelis (RSM)	16.628
11	40 R.Ramos (ESP)	16.950
12	21 M.Reiterberger (GER)	19.927
13	84 R.Russo (ITA)	21.436
14	37 O.Jezek (CZE)	28.919
15	86 A.Badovini (ITA)	29.507
16	50 E.Laverty (IRL)	1'01.576

Lap 11

1	1 J.Rea (GBR)	
2	33 M.Melandri (ITA)	2.646
3	66 T.Sykes (GBR)	3.169
4	22 A.Lowes (GBR)	6.718
5	81 J.Torres (ESP)	10.947
6	7 C.Davies (GBR)	11.507
7	69 N.Hayden (USA)	12.978
8	12 X.Forés (ESP)	17.201
9	40 R.Ramos (ESP)	18.421
10	15 A.De Angelis (RSM)	18.960
11	21 M.Reiterberger (GER)	21.258
12	84 R.Russo (ITA)	23.370
13	37 O.Jezek (CZE)	32.007
14	86 A.Badovini (ITA)	32.256
15	50 E.Laverty (IRL)	1'05.539

Lap 12

1	1 J.Rea (GBR)	
2	33 M.Melandri (ITA)	3.128
3	66 T.Sykes (GBR)	3.506
4	22 A.Lowes (GBR)	7.525
5	81 J.Torres (ESP)	11.747
6	7 C.Davies (GBR)	12.289
7	69 N.Hayden (USA)	14.159
8	12 X.Forés (ESP)	18.588
9	40 R.Ramos (ESP)	19.844
10	15 A.De Angelis (RSM)	20.997
11	21 M.Reiterberger (GER)	22.394
12	84 R.Russo (ITA)	25.926
13	37 O.Jezek (CZE)	34.737
14	86 A.Badovini (ITA)	35.129

15	50 E.Laverty (IRL)	1'09.145
----	--------------------	----------

Lap 13

1	1 J.Rea (GBR)	
2	33 M.Melandri (ITA)	3.565
3	66 T.Sykes (GBR)	3.868
4	22 A.Lowes (GBR)	7.895
5	81 J.Torres (ESP)	12.638
6	7 C.Davies (GBR)	12.997
7	69 N.Hayden (USA)	15.356
8	12 X.Forés (ESP)	20.054
9	40 R.Ramos (ESP)	21.317
10	15 A.De Angelis (RSM)	22.456
11	21 M.Reiterberger (GER)	23.222
12	84 R.Russo (ITA)	28.373
13	37 O.Jezek (CZE)	38.399
14	86 A.Badovini (ITA)	38.476
15	50 E.Laverty (IRL)	1'12.374

Lap 14

1	1 J.Rea (GBR)	
2	33 M.Melandri (ITA)	3.738
3	66 T.Sykes (GBR)	4.128
4	22 A.Lowes (GBR)	8.604
5	81 J.Torres (ESP)	13.235
6	7 C.Davies (GBR)	13.551
7	69 N.Hayden (USA)	16.727
8	12 X.Forés (ESP)	21.215
9	40 R.Ramos (ESP)	22.328
10	15 A.De Angelis (RSM)	24.163
11	21 M.Reiterberger (GER)	24.394
12	84 R.Russo (ITA)	30.698
13	37 O.Jezek (CZE)	41.527
14	86 A.Badovini (ITA)	41.700
15	50 E.Laverty (IRL)	1'14.754

Lap 15

1	1 J.Rea (GBR)	
2	33 M.Melandri (ITA)	4.060
3	66 T.Sykes (GBR)	4.315
4	22 A.Lowes (GBR)	9.295
5	81 J.Torres (ESP)	14.005
6	7 C.Davies (GBR)	14.511
7	69 N.Hayden (USA)	18.339
8	12 X.Forés (ESP)	22.690
9	40 R.Ramos (ESP)	23.586
10	21 M.Reiterberger (GER)	25.144
11	15 A.De Angelis (RSM)	25.610
12	84 R.Russo (ITA)	32.683
13	37 O.Jezek (CZE)	44.160
14	86 A.Badovini (ITA)	44.590
15	50 E.Laverty (IRL)	1'18.140

Lap 16

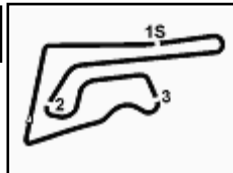
1	1 J.Rea (GBR)	
2	66 T.Sykes (GBR)	4.078
3	33 M.Melandri (ITA)	4.195
4	22 A.Lowes (GBR)	10.005
5	81 J.Torres (ESP)	14.733
6	7 C.Davies (GBR)	16.972
7	69 N.Hayden (USA)	20.543
8	12 X.Forés (ESP)	24.283
9	40 R.Ramos (ESP)	24.864
10	21 M.Reiterberger (GER)	26.008
11	15 A.De Angelis (RSM)	27.599
12	84 R.Russo (ITA)	34.800
13	37 O.Jezek (CZE)	47.090
14	86 A.Badovini (ITA)	47.695
15	50 E.Laverty (IRL)	1'21.916

12/03/2017

These data/results cannot be reproduced, stored and/or transmitted in whole or in part by any manner of electronic, mechanical, photocopying, recording, broadcasting or otherwise now known or herein after developed without the previous express consent by the copyright owner, except for reproduction in daily press and regular printed publications on sale to the public within 60 days of the event related to those data/results and always provided that copyright symbol appears together as follows below.

© DORNA WSBK ORGANIZATION Srl 2017





Buriram 4.554 m

Thai Round, 10-11-12 March 2017 World Superbike - Best Sector & Speed Race 2

RESULTS

			Laps
1	1 J. REA	Kawasaki ZX-10R	16
2	66 T. SYKES	Kawasaki ZX-10R	4.078
3	33 M. MELANDRI	Ducati Panigale R	4.195
4	22 A. LOWES	Yamaha YZF R1	10.005
5	81 J. TORRES	BMW S 1000 RR	14.733
6	7 C. DAVIES	Ducati Panigale R	16.972
7	69 N. HAYDEN	Honda CBR1000RR	20.543
8	12 X. FORÉS	Ducati Panigale R	24.283
9	40 R. RAMOS	Kawasaki ZX-10R	24.864
10	21 M. REITERBERGER	BMW S 1000 RR	26.008
11	15 A. DE ANGELIS	Kawasaki ZX-10R	27.599
12	84 R. RUSSO	Yamaha YZF R1	34.800
13	37 O. JEZEK	Kawasaki ZX-10R	47.090
14	86 A. BADOVINI	Kawasaki ZX-10R	47.695
15	50 E. LAVERTY	Aprilia RSV4 RF	1'21.916
RET	2 L. CAMIER	MV Agusta 1000 F4	6 Laps
RET	88 R. KRUMMENACHER	Kawasaki ZX-10R	11 Laps
RET	6 S. BRADL	Honda CBR1000RR	11 Laps
NS	60 M. VAN DER MARK	Yamaha YZF R1	

SPEED

1	66 T. SYKES	Kawasaki ZX-10R	304.2
2	81 J. TORRES	BMW S 1000 RR	304.2
3	7 C. DAVIES	Ducati Panigale R	304.2
4	21 M. REITERBERGER	BMW S 1000 RR	304.2
5	33 M. MELANDRI	Ducati Panigale R	304.2
6	6 S. BRADL	Honda CBR1000RR	303.4
7	50 E. LAVERTY	Aprilia RSV4 RF	302.5
8	1 J. REA	Kawasaki ZX-10R	300.8
9	69 N. HAYDEN	Honda CBR1000RR	300.8
10	2 L. CAMIER	MV Agusta 1000 F4	300.0
11	22 A. LOWES	Yamaha YZF R1	298.3
12	15 A. DE ANGELIS	Kawasaki ZX-10R	298.3
13	40 R. RAMOS	Kawasaki ZX-10R	297.5
14	12 X. FORÉS	Ducati Panigale R	296.7
15	88 R. KRUMMENACHER	Kawasaki ZX-10R	296.7
16	86 A. BADOVINI	Kawasaki ZX-10R	294.3
17	84 R. RUSSO	Yamaha YZF R1	293.5
18	37 O. JEZEK	Kawasaki ZX-10R	292.7

SEG. 1

1	33 M. MELANDRI	19.413
2	1 J. REA	19.481
3	66 T. SYKES	19.506
4	7 C. DAVIES	19.568
5	50 E. LAVERTY	19.601
6	21 M. REITERBERGE	19.645
7	22 A. LOWES	19.646
8	81 J. TORRES	19.695
9	40 R. RAMOS	19.726
10	6 S. BRADL	19.747
11	69 N. HAYDEN	19.751
12	88 R. KRUMMENACH	19.755
13	2 L. CAMIER	19.780
14	15 A. DE ANGELIS	19.813
15	12 X. FORÉS	19.820
16	86 A. BADOVINI	19.933
17	84 R. RUSSO	19.959
18	37 O. JEZEK	20.039

SEG. 2

1	1 J. REA	26.931
2	66 T. SYKES	26.963
3	22 A. LOWES	27.060
4	33 M. MELANDRI	27.064
5	69 N. HAYDEN	27.165
6	81 J. TORRES	27.180
7	7 C. DAVIES	27.186
8	50 E. LAVERTY	27.244
9	21 M. REITERBERGE	27.253
10	2 L. CAMIER	27.255
11	12 X. FORÉS	27.384
12	15 A. DE ANGELIS	27.423
13	6 S. BRADL	27.434
14	40 R. RAMOS	27.457
15	88 R. KRUMMENACH	27.553
16	84 R. RUSSO	27.601
17	37 O. JEZEK	27.733
18	86 A. BADOVINI	27.763

SEG. 3

1	1 J. REA	21.630
2	22 A. LOWES	21.658
3	69 N. HAYDEN	21.665
4	33 M. MELANDRI	21.677
5	2 L. CAMIER	21.732
6	84 R. RUSSO	21.735
7	66 T. SYKES	21.787
8	15 A. DE ANGELIS	21.788
9	12 X. FORÉS	21.809
10	7 C. DAVIES	21.819
11	6 S. BRADL	21.827
12	81 J. TORRES	21.872
13	50 E. LAVERTY	21.933
14	21 M. REITERBERGE	21.940
15	40 R. RAMOS	21.958
16	88 R. KRUMMENACH	21.971
17	37 O. JEZEK	22.117
18	86 A. BADOVINI	22.123

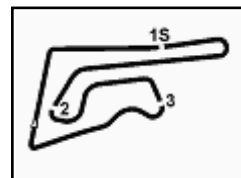
SEG. 4

1	1 J. REA	25.282
2	33 M. MELANDRI	25.290
3	66 T. SYKES	25.291
4	22 A. LOWES	25.402
5	7 C. DAVIES	25.459
6	81 J. TORRES	25.488
7	50 E. LAVERTY	25.514
8	40 R. RAMOS	25.529
9	69 N. HAYDEN	25.538
10	2 L. CAMIER	25.577
11	12 X. FORÉS	25.602
12	6 S. BRADL	25.620
13	84 R. RUSSO	25.625
14	21 M. REITERBERGE	25.667
15	15 A. DE ANGELIS	25.696
16	88 R. KRUMMENACH	25.759
17	86 A. BADOVINI	25.979
18	37 O. JEZEK	25.991

12/03/2017

These data/results cannot be reproduced, stored and/or transmitted in whole or in part by any manner of electronic, mechanical, photocopying, recording, broadcasting or otherwise now known or herein after developed without the previous express consent by the copyright owner, except for reproduction in daily press and regular printed publications on sale to the public within 60 days of the event related to those data/results and always provided that copyright symbol appears together as follows below.

© DORNA WSBK ORGANIZATION Srl 2017



Buriram 4.554 m

3 / 3

Thai Round, 10-11-12 March 2017

World Superbike - Chronological Analysis Race 2

Start at 16:35'37.055

9	19.792	27.442	22.455	25.684	1'35.373	299.2	16:49'52.561
10	19.890	27.285	22.044	26.063	1'35.282	296.7	16:51'27.843

88 R. KRUMMENACHER (1'35.097)

Lap	Seg. 1	Seg. 2	Seg. 3	Seg. 4	Lap Time	km/h	Local Time
1	22.081	28.548	22.357	25.886	1'38.872	269.3	16:37'15.927
2	19.778	27.685	21.971	25.759	1'35.193	292.7	16:38'51.120
3	19.755	27.553	22.024	25.765	1'35.097	295.1	16:40'26.217
4	19.767	27.741	22.125	27.445	1'37.078	296.7	16:42'03.295
5	20.522	29.351	26.111	38.941	1'54.925 P	272.7	16:43'58.220

6 S. BRADL (1'34.628)

Lap	Seg. 1	Seg. 2	Seg. 3	Seg. 4	Lap Time	km/h	Local Time
1	21.930	28.239	22.021	25.835	1'38.025 P	292.7	16:37'15.080
2	19.911	27.457	21.913	25.834	1'35.115	297.5	16:38'50.195
3	19.747	27.434	21.827	25.620	1'34.628	303.4	16:40'24.823
4	19.766	27.477	21.908	25.773	1'34.924	297.5	16:41'59.747
5	19.784	27.561	21.972	1'20.422	2'29.739 P	299.2	16:44'29.486

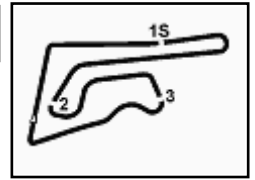
12/03/2017

P = Pits In/Out - C = Lap-Time Cancelled

These data/results cannot be reproduced, stored and/or transmitted in whole or in part by any manner of electronic, mechanical, photocopying, recording, broadcasting or otherwise now known or herein after developed without the previous express consent by the copyright owner, except for reproduction in daily press and regular printed publications on sale to the public within 60 days of the event related to those data/results and always provided that copyright symbol appears together as follows below.

© DORNA WSBK ORGANIZATION Srl 2017

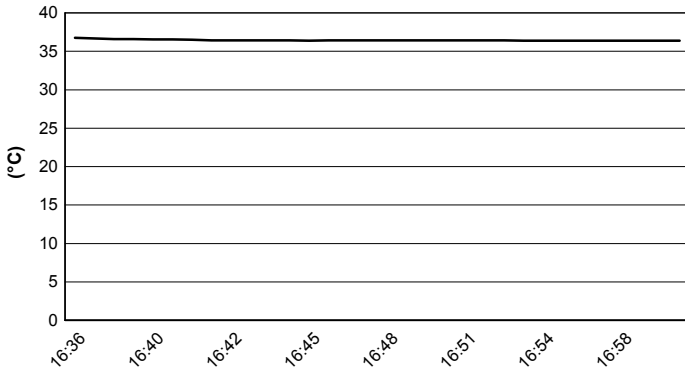




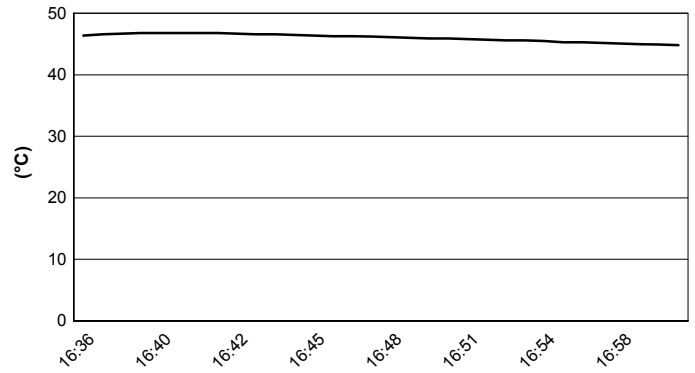
Buriram 4.554 m

Session started 16:35 Session ended 17:02

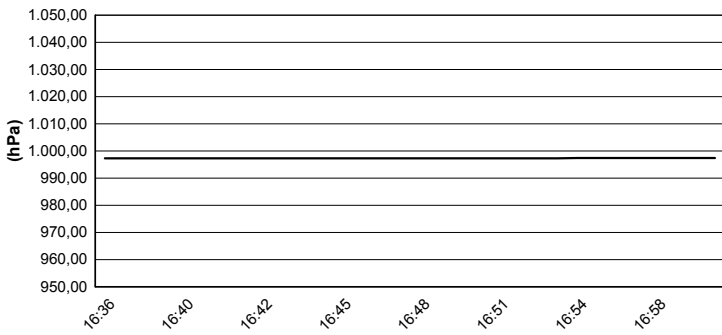
Air Temperature



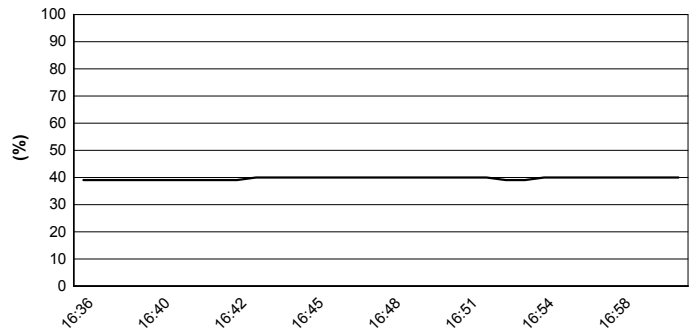
Track Temperature



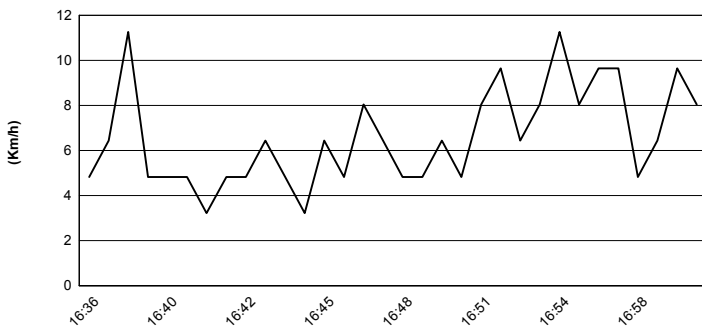
Air Pressure



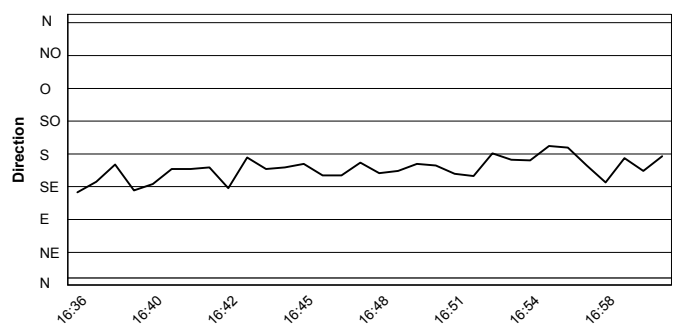
Humidity



Wind Speed



Wind Direction



12/03/2017

These data/results cannot be reproduced, stored and/or transmitted in whole or in part by any manner of electronic, mechanical, photocopying, recording, broadcasting or otherwise now known or herein after developed without the previous express consent by the copyright owner, except for reproduction in daily press and regular printed publications on sale to the public within 60 days of the event related to those data/results and always provided that copyright symbol appears together as follows below.

© DORNA WSBK ORGANIZATION Srl 2017

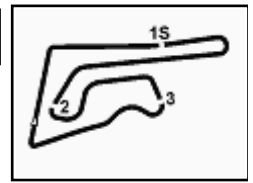
FICR PERUGIA TIMING



Official Tyre Supplier



Official Timekeeper



Thai Round, 10-11-12 March 2017 World Superbike - Championship Standings

Buriram 4.554 m

Points	Points From First	Points From Previous	February 26 PHILLIP ISLAND		March 12 BURIRAM		April 2 ARAGÓN	April 30 ASSEN	May 14 IMOLA	May 28 DONINGTON PARK	June 18 MISANO	July 9 LAGUNA SECA	August 20 LAUSITZRING	September 17 PORTIMÃO	October 1 MAGNY COURS	October 15 TBA	November 4 LOSAIL			
			1	2	1	2														
1 REA Jonathan (GBR)	100		25	25	25	25														
			1	1	1	1														
2 DAVIES Chaz (GBR)	70	30	20	20	20	10														
			2	2	2	2														
3 SYKES Tom (GBR)	62	38	8	16	10	16	20													
			3	3	3	3														
4 LOWES Alex (GBR)	49	51	13	13	13	10	13													
			4	3	4	4														
5 MELANDRI Marco (ITA)	45	55	4	0	16	13	16													
			7	5	5	5														
6 FORÉS Xavi (ESP)	34	66	11	10	11	5	8													
			6	5	8	6														
7 TORRES Jordi (ESP)	29	71	5	9	0	9	11													
			7	10	9	7														
8 VAN DER MARK Michael (NED)	27	73	2	7	9	11	0													
			9	7	6	8														
9 CAMIER Leon (GBR)	27	73	0	11	8	8	0													
			5	6	6	8														
10 HAYDEN Nicky (USA)	21	79	6	5	0	7	9													
			11	15	11	10														
11 LAVERTY Eugene (IRL)	15	85	6	8	6	0	1													
			8	9	10	11														
12 REITERBERGER Markus (GER)	15	85	0	4	3	2	6													
			12	11	14	11														
13 RAMOS Román (ESP)	13	87	2	3	2	1	7													
			13	15	17	13														
14 DE ANGELIS Alex (RSM)	12	88	1	2	5	0	5													
			14	11	16	14														
15 SAVADORI Lorenzo (ITA)	10	90	2	0	7	3	0													
			11	12	15															
16 KRUMMENACHER Randy (SUI)	10	90	0	6	0	4	0													
			10	14	12	15														
17 BRADL Stefan (GER)	8	92	2	1	1	6	0													
			15	18	15	17														
18 RUSSO Riccardo (ITA)	4	96	4	0	0	0	4													
						18														
19 BROOKES Joshua (AUS)	4	96	0	0	4	0	0													
			17	18	18															
20 JEZEK Ondrej (CZE)	3	97	1	0	0	0	3													
						20														
21 BADOVINI Ayrtton (ITA)	2	98	1	0	0	0	2													
						21														

12/03/2017

First Line: Championship Standings - Second Line: Ranking Progression

These data/results cannot be reproduced, stored and/or transmitted in whole or in part by any manner of electronic, mechanical, photocopying, recording, broadcasting or otherwise now known or herein after developed without the previous express consent by the copyright owner, except for reproduction in daily press and regular printed publications on sale to the public within 60 days of the event related to those data/results and always provided that copyright symbol appears together as follows below.

© DORNA WSBK ORGANIZATION Srl 2017

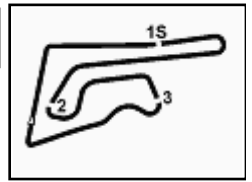
FKR PERUGIA TIMING



Official Tyre Supplier



Official Timekeeper



Buriram 4.554 m

Thai Round, 10-11-12 March 2017
World Superbike - Manufacturers Standings

	Points	Points From First	Points From Previous	February 26 PHILLIP ISLAND		March 12 BURIRAM		April 2 ARAGÓN	April 30 ASSEN	May 14 IMOLA	May 28 DONINGTON PARK	June 18 MISANO	July 9 LAGUNA SECA	August 20 LAUSITZRING	September 17 PORTIMÃO	October 1 MAGNY COURS	October 15 TBA	November 4 LOSAIL		
				1	2	1	2													
1 KAWASAKI	100			25	25	25	25													
				1	1	1	1													
2 DUCATI	76	24		20	20	20	16													
				2	2	2	2													
3 YAMAHA	50	50	26	13	13	11	13													
				3	3	3	3													
4 BMW	32	68	18	9	3	9	11													
				5	6	5	4													
5 MV AGUSTA	27	73	5	11	8	8														
				4	4	4	5													
6 HONDA	22	78	5	5	1	7	9													
				7	7	7	6													
7 APRILIA	19	81	3	8	7	3	1													
				6	5	6	7													

12/03/2017

First Line: Championship Standings - Second Line: Ranking Progression

These data/results cannot be reproduced, stored and/or transmitted in whole or in part by any manner of electronic, mechanical, photocopying, recording, broadcasting or otherwise now known or herein after developed without the previous express consent by the copyright owner, except for reproduction in daily press and regular printed publications on sale to the public within 60 days of the event related to those data/results and always provided that copyright symbol appears together as follows below.

© DORNA WSBK ORGANIZATION Srl 2017

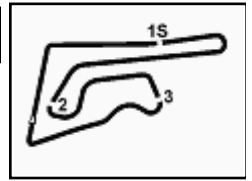
FKR PERUGIA TIMING



Official Tyre Supplier



Official Timekeeper



Buriram 4.554 m

Thai Round, 10-11-12 March 2017
World Superbike - Pirelli Best Lap Award

Points	Points From First	Points From Previous	February 26	March 12	April 2	April 30	May 14	May 28	June 18	July 9	August 20	September 17	October 1	October 15	November 4
			PHILLIP ISLAND	BURIRAM	ARAGÓN	ASSEN	IMOLA	DONINGTON PARK	MISANO	LAGUNA SECA	LAUSITZRING	PORTIMÃO	MAGNY COURS	TBA	LOSAIL
Fastest Laps															
1 REA Jonathan (GBR)	2		1	1											
2 MELANDRI Marco (ITA)	2 0		1	1											

12/03/2017

These data/results cannot be reproduced, stored and/or transmitted in whole or in part by any manner of electronic, mechanical, photocopying, recording, broadcasting or otherwise now known or herein after developed without the previous express consent by the copyright owner, except for reproduction in daily press and regular printed publications on sale to the public within 60 days of the event related to those data/results and always provided that copyright symbol appears together as follows below.

© DORNA WSBK ORGANIZATION Srl 2017

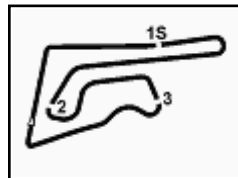
FKR PERUGIA TIMING



Official Tyre Supplier



Official Timekeeper



Thai Round, 10-11-12 March 2017 World Superbike - Rider's Performance

Buriram 4.554 m

	Points	Points From First	Points From Previous	February 26	March 12	April 2	April 30	May 14	May 28	June 18	July 9	August 20	September 17	October 1	October 15	November 4		
				PHILLIP ISLAND	BURIRAM	ARAGÓN	ASSEN	IMOLA	DONINGTON PARK	MISANO	LAGUNA SECA	LAUSITZRING	PORTIMÃO	MAGNY COURS	TBA	LOSAIL	G 1 2	G 1 2
1 REA	100			1 1 1	1 1 1													
2 DAVIES	70	30		4 2 2	5 2 6													
3 SYKES	62	38	8	2 3 6	2 3 2													
4 LOWES	49	51	13	5 4 4	4 6 4													
5 MELANDRI	45	55	4	3 Rt 3	3 4 3													
6 FORÉS	34	66	11	8 6 5	8 11 8													
7 TORRES	29	71	5	7 7 Rt	10 7 5													
8 CAMIER	27	73	2	9 5 8	11 8 Rt													
9 VAN DER MARK	27	73	0	10 9 7	6 5 Rt													
10 HAYDEN	21	79	6	11 11 Rt	14 9 7													
11 LAVERTY	15	85	6	13 8 10	7 Rt 15													
12 REITERBERGER	15	85	0	12 12 13	12 14 10													
13 RAMOS	13	87	2	17 13 14	19 15 9													
14 DE ANGELIS	12	88	1	20 14 11	15 16 11													
15 SAVADORI	10	90	2	6 Rt 9	9 13													
16 KRUMMENACHER	10	90	0	14 10 16	13 12 Rt													
17 BRADL	8	92	2	15 15 15	16 10 Rt													
18 BROOKES	4	96	4	16 Rt 12														
19 RUSSO	4	96	0	18 16 Rt	17 17 12													
20 JEZEK	3	97	1	19 18 17	18 18 13													
21 BADOVINI	2	98	1	21 17 Rt	20 Rt 14													

G = Grid - 1 = Race 1 - 2 = Race 2

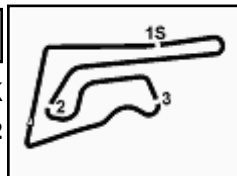
Ns = Did Not Start - Rt = Retired - Ex = Excluded

12/03/2017

These data/results cannot be reproduced, stored and/or transmitted in whole or in part by any manner of electronic, mechanical, photocopying, recording, broadcasting or otherwise now known or herein after developed without the previous express consent by the copyright owner, except for reproduction in daily press and regular printed publications on sale to the public within 60 days of the event related to those data/results and always provided that copyright symbol appears together as follows below.

© DORNA WSBK ORGANIZATION Srl 2017





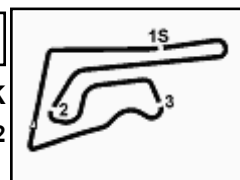
Thai Round, 10-11-12 March 2017 World Superbike - Best Laps & Speeds

No.	Rider		Best Lap		FP1		FP2		FP3		SP1		SP2		RC1		W1A		RC2		
	Nat	Bike	laps	speed	laps	speed	laps	speed	laps	speed	laps	speed	laps	speed	laps	speed	laps	speed	laps	speed	
1	1	J. REA	111	305,9	21	302,5	24	305,9	11	300,8		6	303,3	20	301,6	9	300,0	20	300,8		
		GBR Kawasaki ZX-10R																			
2	66	T. SYKES	102	304,2	19	299,1	18	302,5	12	300,8		5	300,8	20	303,3	8	298,3	20	304,2		
		GBR Kawasaki ZX-10R																			
3	7	C. DAVIES	108	304,2	22	304,2	23	303,3	10	302,5		5	302,5	20	304,2	8	299,1	20	304,2		
		GBR Ducati Panigale R																			
4	33	M. MELANDRI	108	305,9	22	302,5	21	304,2	11	305,9		6	303,3	20	304,2	8	305,9	20	304,2		
		ITA Ducati Panigale R																			
5	22	A. LOWES	114	300,8	19	296,7	26	296,7	14	300,8		7	298,3	20	300,0	8	295,0	20	298,3		
		GBR Yamaha YZF R1																			
6	60	M. VAN DER MARK	101	301,6	20	295,8	27	300,8	15	301,6		7	301,6	20	300,8	8	300,8	4			
		NED Yamaha YZF R1																			
7	50	E. LAVERTY	106	305,9	21	300,8	19	303,3	14	300,8		6	305,9	19	301,6	7	300,0	20	302,5		
		IRL Aprilia RSV4 RF																			
8	12	X. FORÉS	103	300,0	21	296,7	19	296,7	10	298,3		5	300,0	20	296,7	8	297,5	20	296,7		
		ESP Ducati Panigale R																			
9	2	L. CAMIER	77	300,0			15	294,2	8	297,5	6	295,8	6	296,7	20	299,1	8	294,2	14	300,0	
		GBR MV Agusta 1000 F4																			
10	32	L. SAVADORI	99	300,0	22	300,0	21	298,3	12	300,0	6	297,5	6	300,0	20	296,7	8	300,0	4		
		ITA Aprilia RSV4 RF																			
11	81	J. TORRES	116	306,8	27	300,8	26	301,6	14	301,6		1	300,0	20	306,8	8	300,8	20	304,2		
		ESP BMW S 1000 RR																			
12	21	M. REITERBERGER	108	305,0	23	300,0	20	302,5	10	299,1		6	305,0	20	305,0	9	299,1	20	304,2		
		GER BMW S 1000 RR																			
13	69	N. HAYDEN	107	301,6	19	293,4	21	299,1	12	295,8	6	295,8		20	301,6	9	294,2	20	300,8		
		USA Honda CBR1000RR																			
14	6	S. BRADL	100	303,3	22	297,5	23	300,8	11	300,8	6	300,8		20	301,6	9	299,1	9	303,3		
		GER Honda CBR1000RR																			
15	88	R. KRUMMENACHER	95	298,3	20	296,7	19	292,6	13	298,3	6	293,4		20	297,5	8	298,3	9	296,7		
		SUI Kawasaki ZX-10R																			
16	15	A. DE ANGELIS	105	298,3	22	291,8	18	293,4	12	295,0	5	294,2		20	292,6	8	297,5	20	298,3		
		RSM Kawasaki ZX-10R																			
17	40	R. RAMOS	107	297,5	23	295,8	19	294,2	10	293,4	6	295,0		20	295,0	9	296,7	20	297,5		
		ESP Kawasaki ZX-10R																			
18	84	R. RUSSO	101	293,4	21	286,4	18	289,5	8	288,0	6	287,2		20	288,0	8	288,7	20	293,4		
		ITA Yamaha YZF R1																			
19	37	O. JEZEK	108	295,8	22	289,5	20	290,3	14	288,0	6	295,8		20	293,4	6	288,7	20	292,6		
		CZE Kawasaki ZX-10R																			
20	86	A. BADOVINI	81	295,0	18	289,5	17	295,0	7	295,0	6	292,6		6	291,1	7	291,1	20	294,2		
		ITA Kawasaki ZX-10R																			

12/03/2017

These data/results cannot be reproduced, stored and/or transmitted in whole or in part by any manner of electronic, mechanical, photocopying, recording, broadcasting or otherwise now known or herein after developed without the previous express consent by the copyright owner, except for reproduction in daily press and regular printed publications on sale to the public within 60 days of the event related to those data/results and always provided that copyright symbol appears together as follows below.

© DORNA WSBK ORGANIZATION Srl 2017



Thai Round, 10-11-12 March 2017

World Superbike - Race Winners

	2014	2015	2016	2017
01 Phillip Island	R1: Laverty (Irl) Suz R2: Guintoli (Fra) Apr	R1: Rea (Gbr) Kaw R2: Haslam (Gbr) Apr	R1: Rea (Gbr) Kaw R2: Rea (Gbr) Kaw	R1: Rea (Gbr) Kaw R2: Rea (Gbr) Kaw
02 Buriram		R1: Rea (Gbr) Kaw R2: Rea (Gbr) Kaw	R1: Rea (Gbr) Kaw R2: Sykes (Gbr) Kaw	R1: Rea (Gbr) Kaw R2: Rea (Gbr) Kaw
03 Aragón	R1: Sykes (Gbr) Kaw R2: Sykes (Gbr) Kaw	R1: Rea (Gbr) Kaw R2: Davies (Gbr) Duc	R1: Davies (Gbr) Duc R2: Davies (Gbr) Duc	
04 Assen	R1: Guintoli (Fra) Apr R2: Rea (Gbr) Hon	R1: Rea (Gbr) Kaw R2: Rea (Gbr) Kaw	R1: Rea (Gbr) Kaw R2: Rea (Gbr) Kaw	
05 Imola	R1: Rea (Gbr) Hon R2: Rea (Gbr) Hon	R1: Rea (Gbr) Kaw R2: Rea (Gbr) Kaw	R1: Davies (Gbr) Duc R2: Davies (Gbr) Duc	
06 Donington Park	R1: Sykes (Gbr) Kaw R2: Sykes (Gbr) Kaw	R1: Sykes (Gbr) Kaw R2: Sykes (Gbr) Kaw	R1: Sykes (Gbr) Kaw R2: Sykes (Gbr) Kaw	
07 Misano World Circuit	R1: Sykes (Gbr) Kaw R2: Sykes (Gbr) Kaw	R1: Sykes (Gbr) Kaw R2: Rea (Gbr) Kaw	R1: Rea (Gbr) Kaw R2: Rea (Gbr) Kaw	
08 Laguna	R1: Melandri (Ita) Apr R2: Sykes (Gbr) Kaw	R1: Davies (Gbr) Duc R2: Davies (Gbr) Duc	R1: Rea (Gbr) Kaw R2: Sykes (Gbr) Kaw	
09 Lausitzring			R1: Davies (Gbr) Duc R2: Rea (Gbr) Kaw	
10 Portimao	R1: Sykes (Gbr) Kaw R2: Rea (Gbr) Hon	R1: Rea (Gbr) Kaw R2: Rea (Gbr) Kaw		
11 Magny-Cours	R1: Guintoli (Fra) Apr R2: Melandri (Ita) Apr	R1: Rea (Gbr) Kaw R2: Rea (Gbr) Kaw	R1: Davies (Gbr) Duc R2: Davies (Gbr) Duc	
12 Jerez	R1: Melandri (Ita) Apr R2: Melandri (Ita) Apr	R1: Sykes (Gbr) Kaw R2: Davies (Gbr) Duc	R1: Davies (Gbr) Duc R2: Davies (Gbr) Duc	
13 Losail	R1: Guintoli (Fra) Apr R2: Guintoli (Fra) Apr	R1: Torres (Esp) Apr R2: Haslam (Gbr) Apr	R1: Davies (Gbr) Duc R2: Davies (Gbr) Duc	

2017

ALL TIMES

4 J. Rea

59 C. Fogarty	16 N. Hodgson	7 B. Bostrom	2 P. Goddard	1 G. Goodfellow
52 T. Bayliss	16 J. Toseland	5 D. Tardozzi	2 M. Lucchinelli	1 P. Picotte
43 N. Haga	14 J. Kocinski	5 L. Haslam	2 M. Dowson	1 T. Kipp
42 J. Rea	14 S. Russell	4 R. Phillis	2 K. Magee	1 A. Meklau
33 T. Corser	14 B. Spies	4 Y. Kagayama	2 H. Izutsu	1 J. Reynolds
31 C. Edwards	13 A. Slight	4 M. Fabrizio	2 S. Byrne	1 C. Walker
31 T. Sykes	13 E. Laverty	3 M. Doohan	2 M. Neukirchner	1 N. Hayden
27 D. Polen	11 S. Mertens	3 A. Yanagawa	2 L. Baz	1 A. Pitt
24 C. Checa	11 R. Xaus	3 M. Tamada	1 A. Ryo	1 G. McCoy
23 R. Roche	11 R. Laconi	3 L. Lanzi	1 K. Kitagawa	1 F. Nieto
21 M. Biaggi	10 F. Pirovano	3 R. Kiyonari	1 Y. Takeda	1 A. Barros
20 C. Davies	10 C. Vermeulen	3 C. Crutchlow	1 T. Aoki	1 J. Torres
19 M. Melandri	9 S. Guintoli	2 M. Lucchiari	1 J. Whitham	
17 P. Chili	8 F. Merkel	2 T. Rymer	1 A. Vieira	
16 G. Falappa	8 A. Gobert	2 D. Chandler	1 A. Morillas	

23/02/2014

These data/results cannot be reproduced, stored and/or transmitted in whole or in part by any manner of electronic, mechanical, photocopying, recording, broadcasting or otherwise now known or herein after developed without the previous express consent by the copyright owner, except for reproduction in daily press and regular printed publications on sale to the public within 60 days of the event related to those data/results and always provided that copyright symbol appears together as follows below.

© DORNA WSBK ORGANIZATION Srl 2017

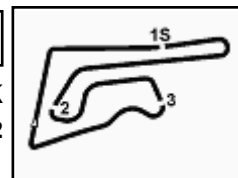
FICR PERUGIA TIMING



Official Tyre Supplier



Official Timekeeper



Buriram 4.554 m

Thai Round, 10-11-12 March 2017

World Superbike - Team Standings

		February 26 PHILLIP ISLAND	March 12 BURIRAM	April 2 ARAGÓN	April 30 ASSEN	May 14 IMOLA	May 28 DONINGTON PARK	June 18 MISANO	July 9 LAGUNA SECA	August 20 LAUSITZRING	September 17 PORTIMÃO	October 1 MAGNY COURS	October 15 TBA	November 4 LOSAIL	
1 Kawasaki Racing Team		162													
REA Jonathan	100	25	25	25	25										
SYKES Tom	62	16	10	16	20										
2 Aruba.it Racing - Ducati		115													
DAVIES Chaz	70	20	20	20	10										
MELANDRI Marco	45		16	13	16										
3 Pata Yamaha Official WorldSBK Team		76													
LOWES Alex	49	13	13	10	13										
VAN DER MARK Michael	27	7	9	11											
4 Althea BMW Racing Team		44													
TORRES Jordi	29	9		9	11										
REITERBERGER Markus	15	4	3	2	6										
5 BARNI Racing Team		34													
FORÉS Xavi	34	10	11	5	8										
6 Red Bull Honda World Superbike Team		29													
HAYDEN Nicky	21	5		7	9										
BRADL Stefan	8	1	1	6											
7 MV Agusta Reparto Corse		27													
CAMIER Leon	27	11	8	8											
8 Milwaukee Aprilia		25													
LAVERTY Eugene	15	8	6		1										
SAVADORI Lorenzo	10		7	3											
9 Team Kawasaki Go Eleven		13													
RAMOS Román	13	3	2	1	7										
10 Pedercini Racing SC-Project		12													
DE ANGELIS Alex	12	2	5		5										
11 Kawasaki Puccetti Racing		10													
KRUMMENACHER Randy	10	6		4											
12 Grillini Racing Team		5													
JEZEK Ondrej	3				3										
BADOVINI Ayrtón	2				2										
13 ERMotorsport-EliteRoads.com.au		4													
BROOKES Joshua	4		4												
14 Guandalini Racing		4													
RUSSO Riccardo	4				4										

12/03/2017

These data/results cannot be reproduced, stored and/or transmitted in whole or in part by any manner of electronic, mechanical, photocopying, recording, broadcasting or otherwise now known or herein after developed without the previous express consent by the copyright owner, except for reproduction in daily press and regular printed publications on sale to the public within 60 days of the event related to those data/results and always provided that copyright symbol appears together as follows below.

© DORNA WSBK ORGANIZATION Srl 2017

PIRELLI PERUGIA TIMING



Official Tyre Supplier



Official Timekeeper