

## Thai Round, 10-11-12 March 2017

### World Superbike - Free Practices Combined Results

Buriram 4.554 m

No.	Rider	Nat	Team	Bike	FP1	FP2	Time	Gap	Rel.	Avg	Laps
1	<b>1 J. REA</b>	GBR	Kawasaki Racing Team	Kawasaki ZX-10R	1'33.742	<b>1'33.573</b>	<b>1'33.573</b>			175,204	45
2	<b>66 T. SYKES</b>	GBR	Kawasaki Racing Team	Kawasaki ZX-10R	1'34.329	<b>1'33.783</b>	<b>1'33.783</b>	0.210	0.210	174,812	37
3	<b>33 M. MELANDRI</b>	ITA	Aruba.it Racing - Ducati	Ducati Panigale R	<b>1'33.852</b>	1'33.996	<b>1'33.852</b>	0.279	0.069	174,684	43
4	<b>7 C. DAVIES</b>	GBR	Aruba.it Racing - Ducati	Ducati Panigale R	1'33.947	<b>1'33.895</b>	<b>1'33.895</b>	0.322	0.043	174,604	45
5	<b>22 A. LOWES</b>	GBR	Pata Yamaha Official WorldSBK Team	Yamaha YZF R1	1'34.363	<b>1'34.016</b>	<b>1'34.016</b>	0.443	0.121	174,379	45
6	<b>12 X. FORÉS</b>	ESP	BARNI Racing Team	Ducati Panigale R	1'34.319	<b>1'34.174</b>	<b>1'34.174</b>	0.601	0.158	174,086	40
7	<b>81 J. TORRES</b>	ESP	Althea BMW Racing Team	BMW S 1000 RR	1'34.710	<b>1'34.245</b>	<b>1'34.245</b>	0.672	0.071	173,955	53
8	<b>60 M. VAN DER MARK</b>	NED	Pata Yamaha Official WorldSBK Team	Yamaha YZF R1	1'34.530	<b>1'34.291</b>	<b>1'34.291</b>	0.718	0.046	173,870	47
9	<b>21 M. REITERBERGER</b>	GER	Althea BMW Racing Team	BMW S 1000 RR	1'34.864	<b>1'34.410</b>	<b>1'34.410</b>	0.837	0.119	173,651	43
10	<b>50 E. LAVERTY</b>	IRL	Milwaukee Aprilia	Aprilia RSV4 RF	1'35.037	<b>1'34.518</b>	<b>1'34.518</b>	0.945	0.108	173,453	40
11	<b>32 L. SAVADORI</b>	ITA	Milwaukee Aprilia	Aprilia RSV4 RF	1'34.991	<b>1'34.554</b>	<b>1'34.554</b>	0.981	0.036	173,387	43
12	<b>6 S. BRADL</b>	GER	Red Bull Honda World Superbike Team	Honda CBR1000RR	1'35.524	<b>1'34.691</b>	<b>1'34.691</b>	1.118	0.137	173,136	45
13	<b>69 N. HAYDEN</b>	USA	Red Bull Honda World Superbike Team	Honda CBR1000RR	1'34.969	<b>1'34.949</b>	<b>1'34.949</b>	1.376	0.258	172,665	40
14	<b>2 L. CAMIER</b>	GBR	MV Agusta Reparto Corse	MV Agusta 1000 F4		<b>1'34.953</b>	<b>1'34.953</b>	1.380	0.004	172,658	16
15	<b>88 R. KRUMMENACHER</b>	SUI	Kawasaki Puccetti Racing	Kawasaki ZX-10R	<b>1'35.071</b>	1'35.147	<b>1'35.071</b>	1.498	0.118	172,444	39
16	<b>84 R. RUSSO</b>	ITA	Guandalini Racing	Yamaha YZF R1	1'35.606	<b>1'35.465</b>	<b>1'35.465</b>	1.892	0.394	171,732	39
17	<b>40 R. RAMOS</b>	ESP	Team Kawasaki Go Eleven	Kawasaki ZX-10R	<b>1'35.542</b>	1'36.198	<b>1'35.542</b>	1.969	0.077	171,594	42
18	<b>15 A. DE ANGELIS</b>	RSM	Pedercini Racing SC-Project	Kawasaki ZX-10R	1'36.688	<b>1'35.817</b>	<b>1'35.817</b>	2.244	0.275	171,101	40
19	<b>86 A. BADOVINI</b>	ITA	Grillini Racing Team	Kawasaki ZX-10R	1'37.052	<b>1'36.249</b>	<b>1'36.249</b>	2.676	0.432	170,333	35
20	<b>37 O. JEZEK</b>	CZE	Grillini Racing Team	Kawasaki ZX-10R	1'36.823	<b>1'36.568</b>	<b>1'36.568</b>	2.995	0.319	169,771	42

10/03/2017

These data/results cannot be reproduced, stored and/or transmitted in whole or in part by any manner of electronic, mechanical, photocopying, recording, broadcasting or otherwise now known or herein after developed without the previous express consent by the copyright owner, except for reproduction in daily press and regular printed publications on sale to the public within 60 days of the event related to those data/results and always provided that copyright symbol appears together as follows below.

© DORNA WSBK ORGANIZATION Srl 2017

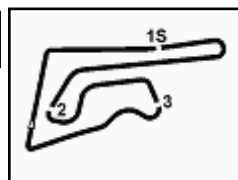
FICR PERUGIA TIMING



Official Tyre Supplier



Official Timekeeper



## Thai Round, 10-11-12 March 2017

### World Superbike - Results Free Practice 2nd Session

Buriram 4.554 m

1 / 2

No.	Rider	Nat	Team	Bike	Time	Gap	Rel.	Laps	Speed	
									Avg	Max
1	1 J. REA	GBR	Kawasaki Racing Team	Kawasaki ZX-10R	<b>1'33.573</b>			24	175,204	<b>305,9</b>
2	66 T. SYKES	GBR	Kawasaki Racing Team	Kawasaki ZX-10R	<b>1'33.783</b>	0.210	0.210	18	174,812	<b>302,5</b>
3	7 C. DAVIES	GBR	Aruba.it Racing - Ducati	Ducati Panigale R	<b>1'33.895</b>	0.322	0.112	23	174,604	<b>303,4</b>
4	33 M. MELANDRI	ITA	Aruba.it Racing - Ducati	Ducati Panigale R	<b>1'33.996</b>	0.423	0.101	21	174,416	<b>304,2</b>
5	22 A. LOWES	GBR	Pata Yamaha Official WorldSBK Team	Yamaha YZF R1	<b>1'34.016</b>	0.443	0.020	26	174,379	<b>296,7</b>
6	12 X. FORÉS	ESP	BARNI Racing Team	Ducati Panigale R	<b>1'34.174</b>	0.601	0.158	19	174,086	<b>296,7</b>
7	81 J. TORRES	ESP	Althea BMW Racing Team	BMW S 1000 RR	<b>1'34.245</b>	0.672	0.071	26	173,955	<b>301,7</b>
8	60 M. VAN DER MARK	NED	Pata Yamaha Official WorldSBK Team	Yamaha YZF R1	<b>1'34.291</b>	0.718	0.046	27	173,870	<b>300,8</b>
9	21 M. REITERBERGER	GER	Althea BMW Racing Team	BMW S 1000 RR	<b>1'34.410</b>	0.837	0.119	20	173,651	<b>302,5</b>
10	50 E. LAVERTY	IRL	Milwaukee Aprilia	Aprilia RSV4 RF	<b>1'34.518</b>	0.945	0.108	19	173,453	<b>303,4</b>
11	32 L. SAVADORI	ITA	Milwaukee Aprilia	Aprilia RSV4 RF	<b>1'34.554</b>	0.981	0.036	21	173,387	<b>298,3</b>
12	6 S. BRADL	GER	Red Bull Honda World Superbike Team	Honda CBR1000RR	<b>1'34.691</b>	1.118	0.137	23	173,136	<b>300,8</b>
13	69 N. HAYDEN	USA	Red Bull Honda World Superbike Team	Honda CBR1000RR	<b>1'34.949</b>	1.376	0.258	21	172,665	<b>299,2</b>
14	2 L. CAMIER	GBR	MV Agusta Reparto Corse	MV Agusta 1000 F4	<b>1'34.953</b>	1.380	0.004	15	172,658	<b>294,3</b>
15	88 R. KRUMMENACHER	SUI	Kawasaki Puccetti Racing	Kawasaki ZX-10R	<b>1'35.147</b>	1.574	0.194	19	172,306	<b>292,7</b>
16	84 R. RUSSO	ITA	Guandalini Racing	Yamaha YZF R1	<b>1'35.465</b>	1.892	0.318	18	171,732	<b>289,5</b>
17	15 A. DE ANGELIS	RSM	Pedercini Racing SC-Project	Kawasaki ZX-10R	<b>1'35.817</b>	2.244	0.352	18	171,101	<b>293,5</b>
18	40 R. RAMOS	ESP	Team Kawasaki Go Eleven	Kawasaki ZX-10R	<b>1'36.198</b>	2.625	0.381	19	170,424	<b>294,3</b>
19	86 A. BADOVINI	ITA	Grillini Racing Team	Kawasaki ZX-10R	<b>1'36.249</b>	2.676	0.051	17	170,333	<b>295,1</b>
20	37 O. JEZEK	CZE	Grillini Racing Team	Kawasaki ZX-10R	<b>1'36.568</b>	2.995	0.319	20	169,771	<b>290,3</b>

Qualifying Lap Time (107% of 1'33.573): 1'40.124

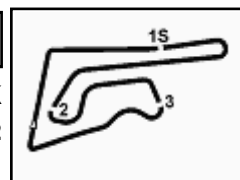
AIR	Humidity:	47%	Temp:	34°C
TRACK	Condition:	Dry	Temp:	45°C

Records	Pole	2015 J.Rea	1'33.382	175,560	Km/h
	Race	2015 J.Rea	1'33.817	174,750	Km/h
	Circuit	2015 J.Rea	1'33.382	175,560	Km/h

Start 10/03/2017 14:30 End 15:31 The results are provisional until the end of the time limit for protests and appeals and the completion of the technical checks.

These data/results cannot be reproduced, stored and/or transmitted in whole or in part by any manner of electronic, mechanical, photocopying, recording, broadcasting or otherwise now known or herein after developed without the previous express consent by the copyright owner, except for reproduction in daily press and regular printed publications on sale to the public within 60 days of the event related to those data/results and always provided that copyright symbol appears together as follows below.

© DORNA WSBK ORGANIZATION Srl 2017


**Thai Round, 10-11-12 March 2017**  
**World Superbike - Results Free Practice 2nd Session**
**Session Highlights**

Local Time	No. Rider	Description
14.30.00		Start
14.30.17		WorldSBK Pit Intervention Time: 66secs
15.15.09	50 E. LAVERTY	Technical Problem - Turn 3
15.15.20	50 E. LAVERTY	Re-joined
15.31.55		End Of Session

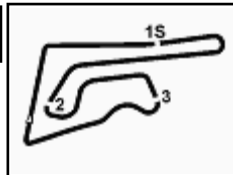
**Fastest Laps Sequence**

No.	Rider	Nat	Team	Bike	Local Time	Time	Gap	Avg
1	J. REA	GBR	Kawasaki Racing Team	Kawasaki ZX-10R	14:33'11.479	<b>1'34.299</b>		173,856
1	J. REA	GBR	Kawasaki Racing Team	Kawasaki ZX-10R	14:45'47.372	<b>1'34.112</b>	-0.187	174,201
1	J. REA	GBR	Kawasaki Racing Team	Kawasaki ZX-10R	14:59'57.428	<b>1'34.018</b>	-0.094	174,375
1	J. REA	GBR	Kawasaki Racing Team	Kawasaki ZX-10R	15:01'31.407	<b>1'33.979</b>	-0.039	174,447
7	C. DAVIES	GBR	Aruba.it Racing - Ducati	Ducati Panigale R	15:22'28.291	<b>1'33.895</b>	-0.084	174,604
66	T. SYKES	GBR	Kawasaki Racing Team	Kawasaki ZX-10R	15:27'23.747	<b>1'33.783</b>	-0.112	174,812
1	J. REA	GBR	Kawasaki Racing Team	Kawasaki ZX-10R	15:28'59.688	<b>1'33.573</b>	-0.210	175,204

10/03/2017      Start      End      The results are provisional until the end of the time limit for protests and appeals  
 14:30      15:31      and the completion of the technical checks.

These data/results cannot be reproduced, stored and/or transmitted in whole or in part by any manner of electronic, mechanical, photocopying, recording, broadcasting or otherwise now known or herein after developed without the previous express consent by the copyright owner, except for reproduction in daily press and regular printed publications on sale to the public within 60 days of the event related to those data/results and always provided that copyright symbol appears together as follows below.

© DORNA WSBK ORGANIZATION Srl 2017


**Thai Round, 10-11-12 March 2017**
**World Superbike - Best Sector & Speed Free Practice 2nd Session**

Buriram 4.554 m

**BEST LAP**

1	1 J. REA	Kawasaki ZX-10R	1'33.573
2	66 T. SYKES	Kawasaki ZX-10R	1'33.763
3	7 C. DAVIES	Ducati Panigale R	1'33.895
4	33 M. MELANDRI	Ducati Panigale R	1'33.996
5	22 A. LOWES	Yamaha YZF R1	1'34.016
6	12 X. FORÉS	Ducati Panigale R	1'34.174
7	81 J. TORRES	BMW S 1000 RR	1'34.245
8	60 M. VAN DER MARK	Yamaha YZF R1	1'34.291
9	21 M. REITERBERGER	BMW S 1000 RR	1'34.410
10	50 E. LAVERTY	Aprilia RSV4 RF	1'34.518
11	32 L. SAVADORI	Aprilia RSV4 RF	1'34.554
12	6 S. BRADL	Honda CBR1000RR	1'34.691
13	69 N. HAYDEN	Honda CBR1000RR	1'34.949
14	2 L. CAMIER	MV Austa 1000 F4	1'34.953
15	88 R. KRUMMENACHER	Kawasaki ZX-10R	1'35.147
16	84 R. RUSSO	Yamaha YZF R1	1'35.465
17	15 A. DE ANGELIS	Kawasaki ZX-10R	1'35.817
18	40 R. RAMOS	Kawasaki ZX-10R	1'36.198
19	86 A. BADOVINI	Kawasaki ZX-10R	1'36.249
20	37 O. JEZEK	Kawasaki ZX-10R	1'36.568

**SPEED**

1	1 J. REA	Kawasaki ZX-10R	305.9
2	33 M. MELANDRI	Ducati Panigale R	304.2
3	7 C. DAVIES	Ducati Panigale R	303.4
4	50 E. LAVERTY	Aprilia RSV4 RF	303.4
5	66 T. SYKES	Kawasaki ZX-10R	302.5
6	21 M. REITERBERGER	BMW S 1000 RR	302.5
7	81 J. TORRES	BMW S 1000 RR	301.7
8	6 S. BRADL	Honda CBR1000RR	300.8
9	60 M. VAN DER MARK	Yamaha YZF R1	300.8
10	69 N. HAYDEN	Honda CBR1000RR	299.2
11	32 L. SAVADORI	Aprilia RSV4 RF	298.3
12	22 A. LOWES	Yamaha YZF R1	296.7
13	12 X. FORÉS	Ducati Panigale R	296.7
14	86 A. BADOVINI	Kawasaki ZX-10R	295.1
15	40 R. RAMOS	Kawasaki ZX-10R	294.3
16	2 L. CAMIER	MV Austa 1000 F4	294.3
17	15 A. DE ANGELIS	Kawasaki ZX-10R	293.5
18	88 R. KRUMMENACHER	Kawasaki ZX-10R	292.7
19	37 O. JEZEK	Kawasaki ZX-10R	290.3
20	84 R. RUSSO	Yamaha YZF R1	289.5

**SEG. 1**

1	33 M. MELANDRI	19.486
2	1 J. REA	19.489
3	66 T. SYKES	19.575
4	50 E. LAVERTY	19.602
5	7 C. DAVIES	19.607
6	22 A. LOWES	19.652
7	12 X. FORÉS	19.686
8	81 J. TORRES	19.695
9	60 M. VAN DER MARK	19.697
10	21 M. REITERBERGE	19.755
11	6 S. BRADL	19.768
12	69 N. HAYDEN	19.774
13	32 L. SAVADORI	19.801
14	88 R. KRUMMENACH	19.906
15	2 L. CAMIER	19.955
16	40 R. RAMOS	19.965
17	15 A. DE ANGELIS	20.004
18	86 A. BADOVINI	20.042
19	84 R. RUSSO	20.043
20	37 O. JEZEK	20.205

**SEG. 2**

1	7 C. DAVIES	26.841
2	66 T. SYKES	26.894
3	60 M. VAN DER MARK	27.019
4	22 A. LOWES	27.045
5	1 J. REA	27.061
6	81 J. TORRES	27.132
7	33 M. MELANDRI	27.144
8	12 X. FORÉS	27.182
9	69 N. HAYDEN	27.209
10	50 E. LAVERTY	27.244
11	21 M. REITERBERGE	27.263
12	2 L. CAMIER	27.315
13	6 S. BRADL	27.341
14	32 L. SAVADORI	27.351
15	88 R. KRUMMENACH	27.552
16	15 A. DE ANGELIS	27.664
17	40 R. RAMOS	27.767
18	84 R. RUSSO	27.826
19	37 O. JEZEK	27.847
20	86 A. BADOVINI	27.872

**SEG. 3**

1	1 J. REA	21.707
2	21 M. REITERBERGE	21.751
3	12 X. FORÉS	21.783
4	22 A. LOWES	21.787
5	32 L. SAVADORI	21.834
6	84 R. RUSSO	21.852
7	69 N. HAYDEN	21.883
8	6 S. BRADL	21.891
9	33 M. MELANDRI	21.894
10	66 T. SYKES	21.904
11	7 C. DAVIES	21.919
12	81 J. TORRES	21.931
13	60 M. VAN DER MARK	21.952
14	2 L. CAMIER	22.044
15	88 R. KRUMMENACH	22.073
16	50 E. LAVERTY	22.074
17	15 A. DE ANGELIS	22.202
18	40 R. RAMOS	22.254
19	86 A. BADOVINI	22.282
20	37 O. JEZEK	22.315

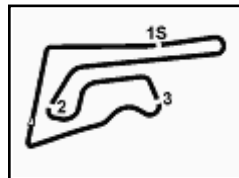
**SEG. 4**

1	1 J. REA	25.266
2	7 C. DAVIES	25.297
3	22 A. LOWES	25.345
4	66 T. SYKES	25.410
5	81 J. TORRES	25.413
6	32 L. SAVADORI	25.429
7	60 M. VAN DER MARK	25.431
8	33 M. MELANDRI	25.434
9	12 X. FORÉS	25.439
10	21 M. REITERBERGE	25.452
11	6 S. BRADL	25.453
12	88 R. KRUMMENACH	25.549
13	50 E. LAVERTY	25.563
14	84 R. RUSSO	25.638
15	2 L. CAMIER	25.639
16	69 N. HAYDEN	25.769
17	40 R. RAMOS	25.804
18	15 A. DE ANGELIS	25.810
19	86 A. BADOVINI	25.818
20	37 O. JEZEK	25.973

10/03/2017

These data/results cannot be reproduced, stored and/or transmitted in whole or in part by any manner of electronic, mechanical, photocopying, recording, broadcasting or otherwise now known or herein after developed without the previous express consent by the copyright owner, except for reproduction in daily press and regular printed publications on sale to the public within 60 days of the event related to those data/results and always provided that copyright symbol appears together as follows below.

© DORNA WSBK ORGANIZATION Srl 2017



Buriram 4.554 m

## Thai Round, 10-11-12 March 2017

### World Superbike - Ideal Times Free Practice 2nd Session

No.	Rider	Nat	Bike	Seg. 1	Seg. 2	Seg. 3	Seg. 4	Ideal Time		
				Diff. 1	Diff. 2	Diff. 3	Diff. 4	Best Lap	Pos.	Diff.
1	<b>1 J. REA</b>	GBR	Kawasaki ZX-10R	19.489 0.042	27.061	<b>21.707</b> 0.008	<b>25.266</b>	<b>1'33.523</b> 1'33.573	1	0.050
2	<b>7 C. DAVIES</b>	GBR	Ducati Panigale R	19.607 0.058	<b>26.841</b>	21.919 0.098	25.297 0.075	<b>1'33.664</b> 1'33.895	3	0.231
3	<b>66 T. SYKES</b>	GBR	Kawasaki ZX-10R	19.575	26.894	21.904	25.410	<b>1'33.783</b> 1'33.783	2	
4	<b>22 A. LOWES</b>	GBR	Yamaha YZF R1	19.652 0.102	27.045	21.787	25.345 0.085	<b>1'33.829</b> 1'34.016	5	0.187
5	<b>33 M. MELANDRI</b>	ITA	Ducati Panigale R	<b>19.486</b> 0.020	27.144 0.018	21.894	25.434	<b>1'33.958</b> 1'33.996	4	0.038
6	<b>12 X. FORÈS</b>	ESP	Ducati Panigale R	19.686	27.182 0.083	21.783	25.439 0.001	<b>1'34.090</b> 1'34.174	6	0.084
7	<b>60 M. VAN DER MARK</b>	NED	Yamaha YZF R1	19.697 0.110	27.019	21.952 0.033	25.431 0.049	<b>1'34.099</b> 1'34.291	8	0.192
8	<b>81 J. TORRES</b>	ESP	BMW S 1000 RR	19.695	27.132	21.931 0.032	25.413 0.042	<b>1'34.171</b> 1'34.245	7	0.074
9	<b>21 M. REITERBERGER</b>	GER	BMW S 1000 RR	19.755 0.189	27.263	21.751	25.452	<b>1'34.221</b> 1'34.410	9	0.189
10	<b>32 L. SAVADORI</b>	ITA	Aprilia RSV4 RF	19.801	27.351 0.078	21.834	25.429 0.061	<b>1'34.415</b> 1'34.554	11	0.139
11	<b>6 S. BRADL</b>	GER	Honda CBR1000RR	19.768 0.074	27.341 0.115	21.891 0.049	25.453	<b>1'34.453</b> 1'34.691	12	0.238
12	<b>50 E. LAVERTY</b>	IRL	Aprilia RSV4 RF	19.602	27.244	22.074	25.563 0.035	<b>1'34.483</b> 1'34.518	10	0.035
13	<b>69 N. HAYDEN</b>	USA	Honda CBR1000RR	19.774 0.042	27.209 0.160	21.883 0.112	25.769	<b>1'34.635</b> 1'34.949	13	0.314
14	<b>2 L. CAMIER</b>	GBR	MV Agusta 1000 F4	19.955	27.315	22.044	25.639	<b>1'34.953</b> 1'34.953	14	
15	<b>88 R. KRUMMENACHER</b>	SUI	Kawasaki ZX-10R	19.906 0.067	27.552	22.073	25.549	<b>1'35.080</b> 1'35.147	15	0.067
16	<b>84 R. RUSSO</b>	ITA	Yamaha YZF R1	20.043 0.012	27.826 0.094	21.852	25.638	<b>1'35.359</b> 1'35.465	16	0.106
17	<b>15 A. DE ANGELIS</b>	RSM	Kawasaki ZX-10R	20.004 0.009	27.664 0.058	22.202 0.070	25.810	<b>1'35.680</b> 1'35.817	17	0.137
18	<b>40 R. RAMOS</b>	ESP	Kawasaki ZX-10R	19.965 0.083	27.767	22.254 0.237	25.804 0.088	<b>1'35.790</b> 1'36.198	18	0.408
19	<b>86 A. BADOVINI</b>	ITA	Kawasaki ZX-10R	20.042 0.026	27.872 0.045	22.282 0.164	25.818	<b>1'36.014</b> 1'36.249	19	0.235
20	<b>37 O. JEZEK</b>	CZE	Kawasaki ZX-10R	20.205	27.847 0.085	22.315	25.973 0.143	<b>1'36.340</b> 1'36.568	20	0.228
<b>Overall Ideal Time</b>				19.486	26.841	21.707	25.266	<b>1'33.300</b>		

10/03/2017

These data/results cannot be reproduced, stored and/or transmitted in whole or in part by any manner of electronic, mechanical, photocopying, recording, broadcasting or otherwise now known or herein after developed without the previous express consent by the copyright owner, except for reproduction in daily press and regular printed publications on sale to the public within 60 days of the event related to those data/results and always provided that copyright symbol appears together as follows below.

© DORNA WSBK ORGANIZATION Srl 2017

**PIRELLI PERUGIA TIMING**


Official Tyre Supplier



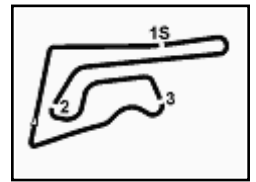
Official Timekeeper











Buriram 4.554 m

## Thai Round, 10-11-12 March 2017 World Superbike - Chronological Analysis Free Practice 2nd Session

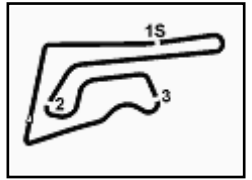
15	20.122	31.322	22.960	27.312	1'41.716	<b>294.3</b>	15:24'02.473
16	20.002	27.895			1'55.005	292.7	15:25'57.478
17	20.338	30.975	23.075	26.001	1'40.389	282.0	15:27'37.867
18	20.007	27.913	25.459	28.085	1'41.464	289.5	15:29'19.331
19	20.010			29.001	1'48.998	290.3	15:31'08.329

19° 86 A. BADOVINI (1'36.249)							
Lap	Seq. 1	Seq. 2	Seq. 3	Seq. 4	Lap Time	km/h	Local Time
		30.885	23.614	26.917		267.3	14:31'44.409
1	20.146	28.433			1'44.328	290.3	14:33'28.737
2	20.528	28.236	22.560	26.319	1'37.643	293.5	14:35'06.380
3	27.347	31.871	25.718	28.302	1'53.238		14:36'59.618
4	20.156	28.345	23.080	26.371	1'37.952	290.3	14:38'37.570
5	20.085	28.187	22.424	26.092	1'36.788	290.3	14:40'14.358
6	20.125	28.204	22.617	26.267	1'37.213	291.9	14:41'51.571
7	21.820	30.676	27.229	38.775	1'58.500 P	252.9	14:43'50.071
8	16'40.438	48.433	28.340	34.974	18'32.185 P		15:02'22.256
9	24.308	35.854	24.549	26.478	1'51.189	217.3	15:04'13.445
10	20.114	28.232	22.852	26.316	1'37.514	291.9	15:05'50.959
11	21.466	29.609	23.560	37.795	1'52.430 P	264.7	15:07'43.389
12	12'48.607	36.130			14'37.663 P	213.9	15:22'21.052
13	20.068	27.917	22.446	<b>25.818</b>	<b>1'36.249</b>	<b>295.1</b>	15:23'57.301
14	20.071			35.598	1'52.315	290.3	15:25'49.616
15	23.477	29.487	24.253	32.117	1'49.334	293.5	15:27'38.950
16	20.098	<b>27.872</b>	24.807	27.958	1'40.735	291.1	15:29'19.685
17	<b>20.042</b>	28.123	<b>22.282</b>	26.284	1'36.731	293.5	15:30'56.416

20° 37 O. JEZEK (1'36.568)							
Lap	Seq. 1	Seq. 2	Seq. 3	Seq. 4	Lap Time	km/h	Local Time
		31.177	23.576	27.005		232.3	14:32'00.981
1	20.526	28.429	22.474	26.495	1'37.924	286.5	14:33'38.905
2	20.266	<b>27.847</b>			1'38.677	287.2	14:35'17.582
3	20.510	28.022	22.572	26.110	1'37.214	286.5	14:36'54.796
4	20.278	27.985	22.327	26.320	1'36.910	286.5	14:38'31.706
5	20.572	28.005			1'41.992	283.5	14:40'13.698
6	20.673	33.296	23.151	36.243	1'53.363 P	285.0	14:42'07.061
7	16'45.127	33.468	23.563	33.027	18'15.185 P	255.3	15:00'22.246
8	20.293	33.695	23.963	31.957	1'49.908	<b>290.3</b>	15:02'12.154
9	20.293	28.323	22.655	26.351	1'37.622	286.5	15:03'49.776
10	20.467	28.187	22.560	26.198	1'37.412	285.0	15:05'27.188
11	20.669	28.895	23.481	37.334	1'50.379 P	283.5	15:07'17.567
12	7'36.027	40.436	26.276	32.759	9'15.498 P		15:16'33.065
13	20.390	28.304	27.671	26.354	1'42.719	282.0	15:18'15.784
14	20.229	27.878	22.559	26.591	1'37.257	286.5	15:19'53.041
15	30.598	37.745	34.786	46.357	2'29.486		15:22'22.527
16	20.326			27.281	1'40.698	285.7	15:24'03.225
17	28.085	29.698	24.979	<b>25.973</b>	1'48.735	240.5	15:25'51.960
18	<b>20.205</b>	27.932	<b>22.315</b>	26.116	<b>1'36.568</b>	288.8	15:27'28.528
19	20.350	28.073	22.371	25.990	1'36.784	285.0	15:29'05.312
20	20.277	28.110	22.422	25.975	1'36.784	283.5	15:30'42.096

10/03/2017 P = Pits In/Out - C = Lap-Time Cancelled

These data/results cannot be reproduced, stored and/or transmitted in whole or in part by any manner of electronic, mechanical, photocopying, recording, broadcasting or otherwise now known or herein after developed without the previous express consent by the copyright owner, except for reproduction in daily press and regular printed publications on sale to the public within 60 days of the event related to those data/results and always provided that copyright symbol appears together as follows below.  
© DORNA WSBK ORGANIZATION Srl 2017

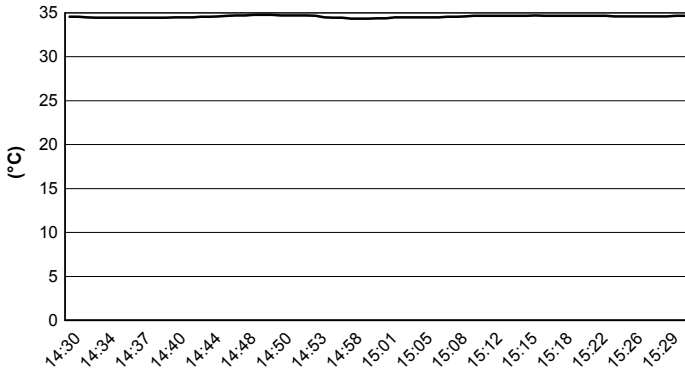


Buriram 4.554 m

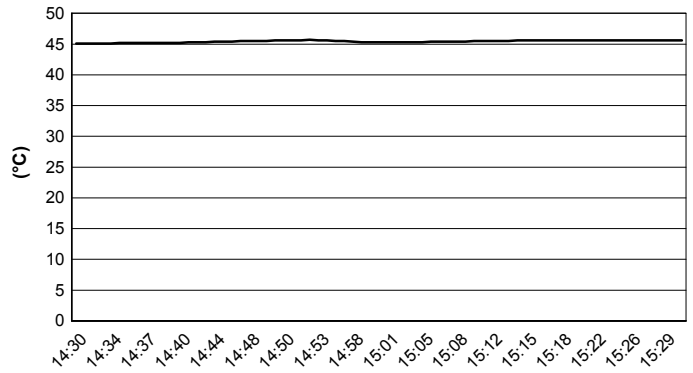
## Thai Round, 10-11-12 March 2017 World Superbike - Weather Report Free Practice 2nd Session

Session started 14:30 Session ended 15:31

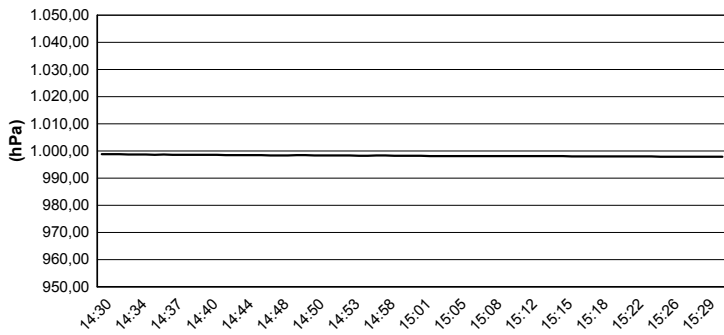
### Air Temperature



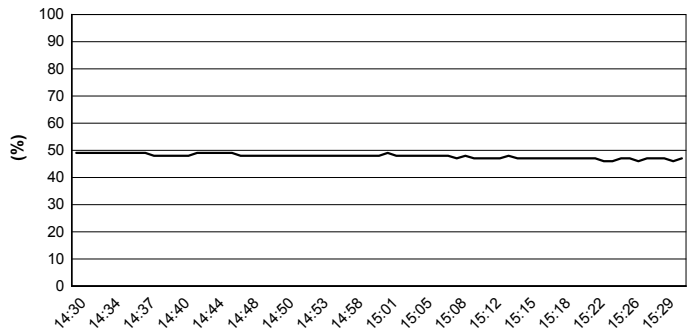
### Track Temperature



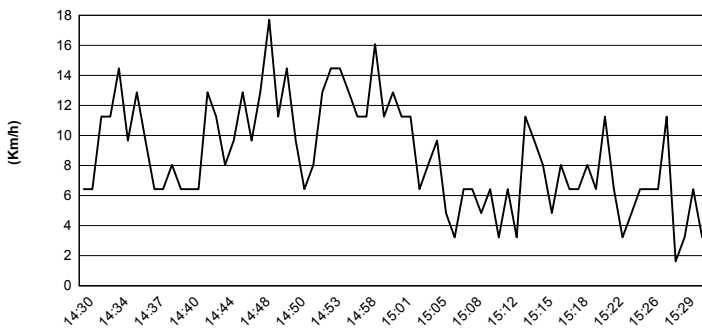
### Air Pressure



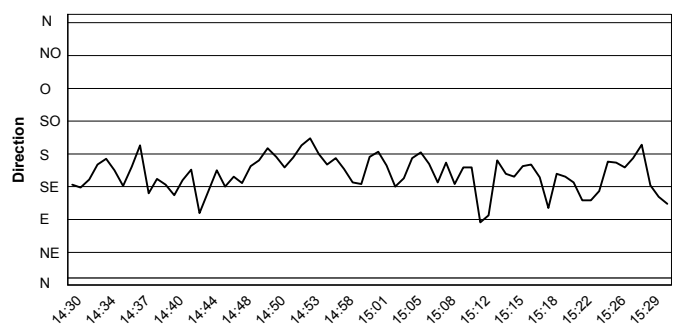
### Humidity



### Wind Speed



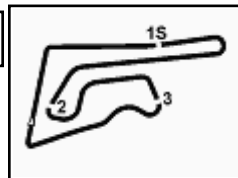
### Wind Direction



10/03/2017

These data/results cannot be reproduced, stored and/or transmitted in whole or in part by any manner of electronic, mechanical, photocopying, recording, broadcasting or otherwise now known or herein after developed without the previous express consent by the copyright owner, except for reproduction in daily press and regular printed publications on sale to the public within 60 days of the event related to those data/results and always provided that copyright symbol appears together as follows below.

© DORNA WSBK ORGANIZATION Srl 2017



Buriram 4.554 m

## Thai Round, 10-11-12 March 2017 World Superbike - Superpoles Entry List

### Superpole 1

FPs Pos	No. Rider	Nat	Team	Bike	Time
11	<b>32 L. SAVADORI</b>	ITA	Milwaukee Aprilia	Aprilia RSV4 RF	<b>1'34.554</b>
12	<b>6 S. BRADL</b>	GER	Red Bull Honda World Superbike Team	Honda CBR1000RR	<b>1'34.691</b>
13	<b>69 N. HAYDEN</b>	USA	Red Bull Honda World Superbike Team	Honda CBR1000RR	<b>1'34.949</b>
14	<b>2 L. CAMIER</b>	GBR	MV Agusta Reparto Corse	MV Agusta 1000 F4	<b>1'34.953</b>
15	<b>88 R. KRUMMENACHER</b>	SUI	Kawasaki Puccetti Racing	Kawasaki ZX-10R	<b>1'35.071</b>
16	<b>84 R. RUSSO</b>	ITA	Guandalini Racing	Yamaha YZF R1	<b>1'35.465</b>
17	<b>40 R. RAMOS</b>	ESP	Team Kawasaki Go Eleven	Kawasaki ZX-10R	<b>1'35.542</b>
18	<b>15 A. DE ANGELIS</b>	RSM	Pedercini Racing SC-Project	Kawasaki ZX-10R	<b>1'35.817</b>
19	<b>86 A. BADOVINI</b>	ITA	Grillini Racing Team	Kawasaki ZX-10R	<b>1'36.249</b>
20	<b>37 O. JEZEK</b>	CZE	Grillini Racing Team	Kawasaki ZX-10R	<b>1'36.568</b>

### Superpole 2

FPs Pos	No. Rider	Nat	Team	Bike	Time
1	<b>1 J. REA</b>	GBR	Kawasaki Racing Team	Kawasaki ZX-10R	<b>1'33.573</b>
2	<b>66 T. SYKES</b>	GBR	Kawasaki Racing Team	Kawasaki ZX-10R	<b>1'33.783</b>
3	<b>33 M. MELANDRI</b>	ITA	Aruba.it Racing - Ducati	Ducati Panigale R	<b>1'33.852</b>
4	<b>7 C. DAVIES</b>	GBR	Aruba.it Racing - Ducati	Ducati Panigale R	<b>1'33.895</b>
5	<b>22 A. LOWES</b>	GBR	Pata Yamaha Official WorldSBK Team	Yamaha YZF R1	<b>1'34.016</b>
6	<b>12 X. FORÉS</b>	ESP	BARNI Racing Team	Ducati Panigale R	<b>1'34.174</b>
7	<b>81 J. TORRES</b>	ESP	Althea BMW Racing Team	BMW S 1000 RR	<b>1'34.245</b>
8	<b>60 M. VAN DER MARK</b>	NED	Pata Yamaha Official WorldSBK Team	Yamaha YZF R1	<b>1'34.291</b>
9	<b>21 M. REITERBERGER</b>	GER	Althea BMW Racing Team	BMW S 1000 RR	<b>1'34.410</b>
10	<b>50 E. LAVERTY</b>	IRL	Milwaukee Aprilia	Aprilia RSV4 RF	<b>1'34.518</b>

\*  
\*

\* These positions are assigned to the 1st and 2nd rider classified in Superpole 1

10/03/2017 14

These data/results cannot be reproduced, stored and/or transmitted in whole or in part by any manner of electronic, mechanical, photocopying, recording, broadcasting or otherwise now known or herein after developed without the previous express consent by the copyright owner, except for reproduction in daily press and regular printed publications on sale to the public within 60 days of the event related to those data/results and always provided that copyright symbol appears together as follows below.

© DORNA WSBK ORGANIZATION Srl 2017

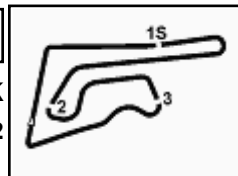
FICR PERUGIA TIMING



Official Tyre Supplier



Official Timekeeper



Buriram 4.554 m

## Thai Round, 10-11-12 March 2017 World Superbike - Best Laps & Speeds

No.	Rider		Best Lap	FP1		FP2	
	Nat	Bike		laps	speed	laps	speed
1	1	J. REA	1'33.573	1'33.742	1'33.573		
	GBR	Kawasaki ZX-10R	45 305,9	21 302,5	24 305,9		
2	66	T. SYKES	1'33.783	1'34.329	1'33.783		
	GBR	Kawasaki ZX-10R	37 302,5	19 299,1	18 302,5		
3	33	M. MELANDRI	1'33.852	1'33.852	1'33.996		
	ITA	Ducati Panigale R	43 304,2	22 302,5	21 304,2		
4	7	C. DAVIES	1'33.895	1'33.947	1'33.895		
	GBR	Ducati Panigale R	45 304,2	22 304,2	23 303,3		
5	22	A. LOWES	1'34.016	1'34.363	1'34.016		
	GBR	Yamaha YZF R1	45 296,7	19 296,7	26 296,7		
6	12	X. FORÉS	1'34.174	1'34.319	1'34.174		
	ESP	Ducati Panigale R	40 296,7	21 296,7	19 296,7		
7	81	J. TORRES	1'34.245	1'34.710	1'34.245		
	ESP	BMW S 1000 RR	53 301,6	27 300,8	26 301,6		
8	60	M. VAN DER MARK	1'34.291	1'34.530	1'34.291		
	NED	Yamaha YZF R1	47 300,8	20 295,8	27 300,8		
9	21	M. REITERBERGER	1'34.410	1'34.864	1'34.410		
	GER	BMW S 1000 RR	43 302,5	23 300,0	20 302,5		
10	50	E. LAVERTY	1'34.518	1'35.037	1'34.518		
	IRL	Aprilia RSV4 RF	40 303,3	21 300,8	19 303,3		
11	32	L. SAVADORI	1'34.554	1'34.991	1'34.554		
	ITA	Aprilia RSV4 RF	43 300,0	22 300,0	21 298,3		
12	6	S. BRADL	1'34.691	1'35.524	1'34.691		
	GER	Honda CBR1000RR	45 300,8	22 297,5	23 300,8		
13	69	N. HAYDEN	1'34.949	1'34.969	1'34.949		
	USA	Honda CBR1000RR	40 299,1	19 293,4	21 299,1		
14	2	L. CAMIER	1'34.953		1'34.953		
	GBR	MV Agusta 1000 F4	15 294,2		15 294,2		
15	88	R. KRUMMENACHER	1'35.071	1'35.071	1'35.147		
	SUI	Kawasaki ZX-10R	39 296,7	20 296,7	19 292,6		
16	84	R. RUSSO	1'35.465	1'35.606	1'35.465		
	ITA	Yamaha YZF R1	39 289,5	21 286,4	18 289,5		
17	40	R. RAMOS	1'35.542	1'35.542	1'36.198		
	ESP	Kawasaki ZX-10R	42 295,8	23 295,8	19 294,2		
18	15	A. DE ANGELIS	1'35.817	1'36.688	1'35.817		
	RSM	Kawasaki ZX-10R	40 293,4	22 291,8	18 293,4		
19	86	A. BADOVINI	1'36.249	1'37.052	1'36.249		
	ITA	Kawasaki ZX-10R	35 295,0	18 289,5	17 295,0		
20	37	O. JEZEK	1'36.568	1'36.823	1'36.568		
	CZE	Kawasaki ZX-10R	42 290,3	22 289,5	20 290,3		

10/03/2017

These data/results cannot be reproduced, stored and/or transmitted in whole or in part by any manner of electronic, mechanical, photocopying, recording, broadcasting or otherwise now known or herein after developed without the previous express consent by the copyright owner, except for reproduction in daily press and regular printed publications on sale to the public within 60 days of the event related to those data/results and always provided that copyright symbol appears together as follows below.

© DORNA WSBK ORGANIZATION Srl 2017

FICR PERUGIA TIMING



Official Tyre Supplier



Official Timekeeper