

## Thai Round, 10-11-12 March 2017 World Superbike - Results Free Practice 3rd Session

Buriram 4.554 m

1 / 2

No.	Rider	Nat	Team	Bike	Time	Gap	Rel.	Laps	Speed	
									Avg	Max
1	1 J. REA	GBR	Kawasaki Racing Team	Kawasaki ZX-10R	<b>1'32.997</b>			11	176,290	<b>300,8</b>
2	7 C. DAVIES	GBR	Aruba.it Racing - Ducati	Ducati Panigale R	<b>1'33.598</b>	0.601	0.601	10	175,158	<b>302,5</b>
3	33 M. MELANDRI	ITA	Aruba.it Racing - Ducati	Ducati Panigale R	<b>1'33.760</b>	0.763	0.162	11	174,855	<b>305,9</b>
4	66 T. SYKES	GBR	Kawasaki Racing Team	Kawasaki ZX-10R	<b>1'33.889</b>	0.892	0.129	12	174,615	<b>300,8</b>
5	22 A. LOWES	GBR	Pata Yamaha Official WorldSBK Team	Yamaha YZF R1	<b>1'34.151</b>	1.154	0.262	14	174,129	<b>300,8</b>
6	60 M. VAN DER MARK	NED	Pata Yamaha Official WorldSBK Team	Yamaha YZF R1	<b>1'34.228</b>	1.231	0.077	15	173,987	<b>301,7</b>
7	81 J. TORRES	ESP	Althea BMW Racing Team	BMW S 1000 RR	<b>1'34.259</b>	1.262	0.031	14	173,929	<b>301,7</b>
8	12 X. FORÉS	ESP	BARNI Racing Team	Ducati Panigale R	<b>1'34.336</b>	1.339	0.077	10	173,787	<b>298,3</b>
9	2 L. CAMIER	GBR	MV Agusta Reparto Corse	MV Agusta 1000 F4	<b>1'34.427</b>	1.430	0.091	8	173,620	<b>297,5</b>
10	88 R. KRUMMENACHER	SUI	Kawasaki Puccetti Racing	Kawasaki ZX-10R	<b>1'34.477</b>	1.480	0.050	13	173,528	<b>298,3</b>
11	32 L. SAVADORI	ITA	Milwaukee Aprilia	Aprilia RSV4 RF	<b>1'34.508</b>	1.511	0.031	12	173,471	<b>300,0</b>
12	69 N. HAYDEN	USA	Red Bull Honda World Superbike Team	Honda CBR1000RR	<b>1'34.648</b>	1.651	0.140	12	173,214	<b>295,9</b>
13	21 M. REITERBERGER	GER	Althea BMW Racing Team	BMW S 1000 RR	<b>1'34.782</b>	1.785	0.134	10	172,970	<b>299,2</b>
14	50 E. LAVERTY	IRL	Milwaukee Aprilia	Aprilia RSV4 RF	<b>1'34.844</b>	1.847	0.062	14	172,856	<b>300,8</b>
15	6 S. BRADL	GER	Red Bull Honda World Superbike Team	Honda CBR1000RR	<b>1'35.078</b>	2.081	0.234	11	172,431	<b>300,8</b>
16	40 R. RAMOS	ESP	Team Kawasaki Go Eleven	Kawasaki ZX-10R	<b>1'35.094</b>	2.097	0.016	10	172,402	<b>293,5</b>
17	15 A. DE ANGELIS	RSM	Pedercini Racing SC-Project	Kawasaki ZX-10R	<b>1'35.273</b>	2.276	0.179	12	172,078	<b>295,1</b>
18	84 R. RUSSO	ITA	Guandalini Racing	Yamaha YZF R1	<b>1'35.510</b>	2.513	0.237	8	171,651	<b>288,0</b>
19	37 O. JEZEK	CZE	Grillini Racing Team	Kawasaki ZX-10R	<b>1'36.082</b>	3.085	0.572	14	170,629	<b>288,0</b>
20	86 A. BADOVINI	ITA	Grillini Racing Team	Kawasaki ZX-10R	<b>1'36.504</b>	3.507	0.422	7	169,883	<b>295,1</b>

AIR	Humidity:	52%	Temp:	33°C
TRACK	Condition:	Dry	Temp:	41°C

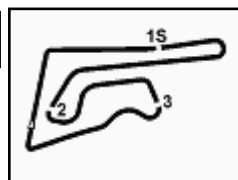
Records	Pole	2015 J.Rea	1'33.382	175,560	Km/h
	Race	2015 J.Rea	1'33.817	174,750	Km/h
	Circuit	2015 J.Rea	1'33.382	175,560	Km/h

Start                      End  
11/03/2017              10:45                      11:12

The results are provisional until the end of the time limit for protests and appeals and the completion of the technical checks.

These data/results cannot be reproduced, stored and/or transmitted in whole or in part by any manner of electronic, mechanical, photocopying, recording, broadcasting or otherwise now known or herein after developed without the previous express consent by the copyright owner, except for reproduction in daily press and regular printed publications on sale to the public within 60 days of the event related to those data/results and always provided that copyright symbol appears together as follows below.

© DORNA WSBK ORGANIZATION Srl 2017



### Session Highlights

Local Time	No. Rider	Description
10.45.00		Start
10.49.03	86 A. <b>BADOVINI</b>	On the Gravel - Re-Joined - Turn 8
11.04.10	22 A. <b>LOWES</b>	Crashed - Re-Joined - Turn 3
11.12.20		End Of Session

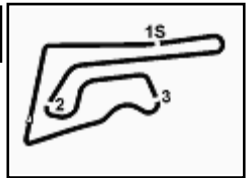
### Fastest Laps Sequence

No.	Rider	Nat	Team	Bike	Local Time	Time	Gap	Avg
1	J. <b>REA</b>	GBR	Kawasaki Racing Team	Kawasaki ZX-10R	10:48'15.519	<b>1'34.776</b>		172,981
7	C. <b>DAVIES</b>	GBR	Aruba.it Racing - Ducati	Ducati Panigale R	10:49'22.914	<b>1'34.575</b>	-0.201	173,348
1	J. <b>REA</b>	GBR	Kawasaki Racing Team	Kawasaki ZX-10R	10:49'49.561	<b>1'34.042</b>	-0.533	174,331
7	C. <b>DAVIES</b>	GBR	Aruba.it Racing - Ducati	Ducati Panigale R	10:50'56.799	<b>1'33.885</b>	-0.157	174,622
1	J. <b>REA</b>	GBR	Kawasaki Racing Team	Kawasaki ZX-10R	10:52'57.373	<b>1'33.853</b>	-0.032	174,682
1	J. <b>REA</b>	GBR	Kawasaki Racing Team	Kawasaki ZX-10R	10:59'12.948	<b>1'33.727</b>	-0.126	174,917
7	C. <b>DAVIES</b>	GBR	Aruba.it Racing - Ducati	Ducati Panigale R	11:07'59.044	<b>1'33.598</b>	-0.129	175,158
1	J. <b>REA</b>	GBR	Kawasaki Racing Team	Kawasaki ZX-10R	11:10'24.991	<b>1'32.997</b>	-0.601	176,290

11/03/2017      Start      End      The results are provisional until the end of the time limit for protests and appeals and the completion of the technical checks.

These data/results cannot be reproduced, stored and/or transmitted in whole or in part by any manner of electronic, mechanical, photocopying, recording, broadcasting or otherwise now known or herein after developed without the previous express consent by the copyright owner, except for reproduction in daily press and regular printed publications on sale to the public within 60 days of the event related to those data/results and always provided that copyright symbol appears together as follows below.

© DORNA WSBK ORGANIZATION Srl 2017


**Thai Round, 10-11-12 March 2017**
**World Superbike - Best Sector & Speed Free Practice 3rd Session**

Buriram 4.554 m

**BEST LAP**

1	1 J. REA	Kawasaki ZX-10R	1'32.997
2	7 C. DAVIES	Ducati Panigale R	1'33.598
3	33 M. MELANDRI	Ducati Panigale R	1'33.760
4	66 T. SYKES	Kawasaki ZX-10R	1'33.889
5	22 A. LOWES	Yamaha YZF R1	1'34.151
6	60 M. VAN DER MARK	Yamaha YZF R1	1'34.228
7	81 J. TORRES	BMW S 1000 RR	1'34.259
8	12 X. FORÉS	Ducati Panigale R	1'34.336
9	2 L. CAMIER	MV Agusta 1000 F4	1'34.427
10	88 R. KRUMMENACHER	Kawasaki ZX-10R	1'34.477
11	32 L. SAVADORI	Aprilia RSV4 RF	1'34.508
12	69 N. HAYDEN	Honda CBR1000RR	1'34.648
13	21 M. REITERBERGER	BMW S 1000 RR	1'34.782
14	50 E. LAVERTY	Aprilia RSV4 RF	1'34.844
15	6 S. BRADL	Honda CBR1000RR	1'35.078
16	40 R. RAMOS	Kawasaki ZX-10R	1'35.094
17	15 A. DE ANGELIS	Kawasaki ZX-10R	1'35.273
18	84 R. RUSSO	Yamaha YZF R1	1'35.510
19	37 O. JEZEK	Kawasaki ZX-10R	1'36.082
20	86 A. BADOVINI	Kawasaki ZX-10R	1'36.504

**SPEED**

1	33 M. MELANDRI	Ducati Panigale R	305.9
2	7 C. DAVIES	Ducati Panigale R	302.5
3	60 M. VAN DER MARK	Yamaha YZF R1	301.7
4	81 J. TORRES	BMW S 1000 RR	301.7
5	6 S. BRADL	Honda CBR1000RR	300.8
6	50 E. LAVERTY	Aprilia RSV4 RF	300.8
7	1 J. REA	Kawasaki ZX-10R	300.8
8	22 A. LOWES	Yamaha YZF R1	300.8
9	66 T. SYKES	Kawasaki ZX-10R	300.8
10	32 L. SAVADORI	Aprilia RSV4 RF	300.0
11	21 M. REITERBERGER	BMW S 1000 RR	299.2
12	12 X. FORÉS	Ducati Panigale R	298.3
13	88 R. KRUMMENACHER	Kawasaki ZX-10R	298.3
14	2 L. CAMIER	MV Agusta 1000 F4	297.5
15	69 N. HAYDEN	Honda CBR1000RR	295.9
16	86 A. BADOVINI	Kawasaki ZX-10R	295.1
17	15 A. DE ANGELIS	Kawasaki ZX-10R	295.1
18	40 R. RAMOS	Kawasaki ZX-10R	293.5
19	37 O. JEZEK	Kawasaki ZX-10R	288.0
20	84 R. RUSSO	Yamaha YZF R1	288.0

**SEG. 1**

1	1 J. REA	19.438
2	33 M. MELANDRI	19.444
3	7 C. DAVIES	19.553
4	66 T. SYKES	19.554
5	50 E. LAVERTY	19.624
6	81 J. TORRES	19.666
7	60 M. VAN DER MARK	19.672
8	12 X. FORÉS	19.672
9	88 R. KRUMMENACH	19.690
10	22 A. LOWES	19.720
11	32 L. SAVADORI	19.721
12	6 S. BRADL	19.754
13	69 N. HAYDEN	19.759
14	21 M. REITERBERGE	19.827
15	2 L. CAMIER	19.828
16	40 R. RAMOS	19.833
17	15 A. DE ANGELIS	19.859
18	84 R. RUSSO	20.058
19	86 A. BADOVINI	20.095
20	37 O. JEZEK	20.128

**SEG. 2**

1	1 J. REA	26.777
2	7 C. DAVIES	26.782
3	33 M. MELANDRI	26.980
4	66 T. SYKES	26.991
5	22 A. LOWES	27.060
6	81 J. TORRES	27.060
7	60 M. VAN DER MARK	27.079
8	12 X. FORÉS	27.247
9	2 L. CAMIER	27.263
10	50 E. LAVERTY	27.274
11	69 N. HAYDEN	27.300
12	32 L. SAVADORI	27.306
13	21 M. REITERBERGE	27.328
14	88 R. KRUMMENACH	27.379
15	40 R. RAMOS	27.459
16	6 S. BRADL	27.513
17	15 A. DE ANGELIS	27.612
18	84 R. RUSSO	27.645
19	37 O. JEZEK	27.703
20	86 A. BADOVINI	28.044

**SEG. 3**

1	1 J. REA	21.621
2	22 A. LOWES	21.790
3	12 X. FORÉS	21.824
4	88 R. KRUMMENACH	21.836
5	32 L. SAVADORI	21.852
6	7 C. DAVIES	21.867
7	21 M. REITERBERGE	21.868
8	2 L. CAMIER	21.869
9	66 T. SYKES	21.875
10	6 S. BRADL	21.885
11	60 M. VAN DER MARK	21.892
12	33 M. MELANDRI	21.906
13	81 J. TORRES	21.933
14	84 R. RUSSO	21.942
15	15 A. DE ANGELIS	21.977
16	69 N. HAYDEN	21.986
17	40 R. RAMOS	22.129
18	37 O. JEZEK	22.159
19	50 E. LAVERTY	22.188
20	86 A. BADOVINI	22.258

**SEG. 4**

1	1 J. REA	25.161
2	7 C. DAVIES	25.290
3	33 M. MELANDRI	25.309
4	66 T. SYKES	25.347
5	22 A. LOWES	25.355
6	81 J. TORRES	25.415
7	60 M. VAN DER MARK	25.416
8	12 X. FORÉS	25.450
9	2 L. CAMIER	25.467
10	32 L. SAVADORI	25.482
11	88 R. KRUMMENACH	25.510
12	40 R. RAMOS	25.580
13	69 N. HAYDEN	25.589
14	6 S. BRADL	25.604
15	21 M. REITERBERGE	25.621
16	50 E. LAVERTY	25.676
17	15 A. DE ANGELIS	25.699
18	84 R. RUSSO	25.720
19	37 O. JEZEK	25.860
20	86 A. BADOVINI	25.967

11/03/2017

These data/results cannot be reproduced, stored and/or transmitted in whole or in part by any manner of electronic, mechanical, photocopying, recording, broadcasting or otherwise now known or herein after developed without the previous express consent by the copyright owner, except for reproduction in daily press and regular printed publications on sale to the public within 60 days of the event related to those data/results and always provided that copyright symbol appears together as follows below.

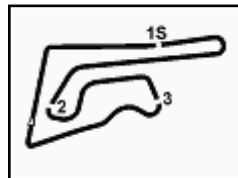
© DORNA WSBK ORGANIZATION Srl 2017

**FICR PERUGIA TIMING**


Official Tyre Supplier



Official Timekeeper



Buriram 4.554 m

**Thai Round, 10-11-12 March 2017**
**World Superbike - Ideal Times Free Practice 3rd Session**

No.	Rider	Nat	Bike	Seg. 1	Seg. 2	Seg. 3	Seg. 4	Ideal Time		
				Diff. 1	Diff. 2	Diff. 3	Diff. 4	Best Lap	Pos.	Diff.
1	<b>1 J. REA</b>	GBR	Kawasaki ZX-10R	<b>19.438</b>	<b>26.777</b>	<b>21.621</b>	<b>25.161</b>	<b>1'32.997</b>		
2	<b>7 C. DAVIES</b>	GBR	Ducati Panigale R	19.553	26.782	21.867	25.290	<b>1'33.492</b>		
3	<b>33 M. MELANDRI</b>	ITA	Ducati Panigale R	19.444	26.980	21.906	25.309	<b>1'33.639</b>		
4	<b>66 T. SYKES</b>	GBR	Kawasaki ZX-10R	19.554	26.991	21.875	25.347	<b>1'33.767</b>		
5	<b>22 A. LOWES</b>	GBR	Yamaha YZF R1	19.720	27.060	21.790	25.355	<b>1'33.925</b>		
6	<b>60 M. VAN DER MARK</b>	NED	Yamaha YZF R1	19.672	27.079	21.892	25.416	<b>1'34.059</b>		
7	<b>81 J. TORRES</b>	ESP	BMW S 1000 RR	19.666	27.060	21.933	25.415	<b>1'34.074</b>		
8	<b>12 X. FORÉS</b>	ESP	Ducati Panigale R	19.672	27.247	21.824	25.450	<b>1'34.193</b>		
9	<b>32 L. SAVADORI</b>	ITA	Aprilia RSV4 RF	19.721	27.306	21.852	25.482	<b>1'34.361</b>		
10	<b>88 R. KRUMMENACHER</b>	SUI	Kawasaki ZX-10R	19.690	27.379	21.836	25.510	<b>1'34.415</b>		
11	<b>2 L. CAMIER</b>	GBR	MV Agusta 1000 F4	19.828	27.263	21.869	25.467	<b>1'34.427</b>		
12	<b>69 N. HAYDEN</b>	USA	Honda CBR1000RR	19.759	27.300	21.986	25.589	<b>1'34.634</b>		
13	<b>21 M. REITERBERGER</b>	GER	BMW S 1000 RR	19.827	27.328	21.868	25.621	<b>1'34.644</b>		
14	<b>6 S. BRADL</b>	GER	Honda CBR1000RR	19.754	27.513	21.885	25.604	<b>1'34.756</b>		
15	<b>50 E. LAVERTY</b>	IRL	Aprilia RSV4 RF	19.624	27.274	22.188	25.676	<b>1'34.762</b>		
16	<b>40 R. RAMOS</b>	ESP	Kawasaki ZX-10R	19.833	27.459	22.129	25.580	<b>1'35.001</b>		
17	<b>15 A. DE ANGELIS</b>	RSM	Kawasaki ZX-10R	19.859	27.612	21.977	25.699	<b>1'35.147</b>		
18	<b>84 R. RUSSO</b>	ITA	Yamaha YZF R1	20.058	27.645	21.942	25.720	<b>1'35.365</b>		
19	<b>37 O. JEZEK</b>	CZE	Kawasaki ZX-10R	20.128	27.703	22.159	25.860	<b>1'35.850</b>		
20	<b>86 A. BADOVINI</b>	ITA	Kawasaki ZX-10R	20.095	28.044	22.258	25.967	<b>1'36.364</b>		
<b>Overall Ideal Time</b>				<b>19.438</b>	<b>26.777</b>	<b>21.621</b>	<b>25.161</b>	<b>1'32.997</b>		

11/03/2017

These data/results cannot be reproduced, stored and/or transmitted in whole or in part by any manner of electronic, mechanical, photocopying, recording, broadcasting or otherwise now known or herein after developed without the previous express consent by the copyright owner, except for reproduction in daily press and regular printed publications on sale to the public within 60 days of the event related to those data/results and always provided that copyright symbol appears together as follows below.

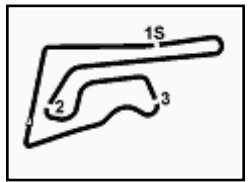
© DORNA WSBK ORGANIZATION Srl 2017

**PIRELLI PERUGIA TIMING**


Official Tyre Supplier



Official Timekeeper



## Thai Round, 10-11-12 March 2017

### World Superbike - Chronological Analysis Free Practice 3rd Session

Buriram 4.554 m

1 / 3

1° 1 J. REA (1'32.997)							
Lap	Seq. 1	Seq. 2	Seq. 3	Seq. 4	Lap Time	km/h	Local Time
1	19.800	29.045	23.445	26.165	260.2	10:46'40.743	
2	19.700	27.265	22.020	25.691	1'34.776	299.2	10:48'15.519
3	19.565	27.049	22.019	25.326	1'33.959	<b>300.8</b>	10:49'49.561
4	19.633	27.156	21.748	25.316	1'33.853	300.0	10:52'57.373
5	19.595	27.105	21.858	25.386	1'33.944	<b>300.8</b>	10:54'31.317
6	19.606	27.078	21.869	25.447	1'34.000	299.2	10:56'05.317
7	19.634	27.135	21.863	25.272	1'33.904	300.0	10:57'39.221
8	19.639	27.148	21.662	25.278	1'33.727	299.2	10:59'12.948
9	21.566	29.230	22.822	35.133	1'48.751 P	244.9	11:01'01.699
10	6'33.407	28.234	22.678	25.976	7'50.295 P	249.4	11:08'51.994
11	<b>19.438</b>	<b>26.777</b>	<b>21.621</b>	<b>25.161</b>	<b>1'32.997</b>	<b>300.8</b>	11:10'24.991

2° 7 C. DAVIES (1'33.598)							
Lap	Seq. 1	Seq. 2	Seq. 3	Seq. 4	Lap Time	km/h	Local Time
1	19.735	30.226	22.201	25.342	1'34.575	299.2	10:47'48.339
2	<b>19.553</b>	26.996	22.003	25.333	1'33.885	300.8	10:49'22.914
3	19.637	27.013	21.960	25.357	1'33.967	301.7	10:52'30.766
4	19.619	26.953	22.157	25.481	1'34.210	<b>302.5</b>	10:54'04.976
5	19.653	26.994	21.906	25.367	1'33.920	300.8	10:55'38.896
6	19.653	27.311			1'48.796 P	298.3	10:57'27.692
7	7'41.185	28.380	22.290	25.899	8'57.754 P	279.8	11:06'25.446
8	19.612	<b>26.782</b>	21.906	25.298	<b>1'33.598</b>	295.9	11:07'59.044
9	19.708	26.801	21.888	<b>25.290</b>	1'33.687	299.2	11:09'32.731
10	19.608	26.799	<b>21.867</b>	25.331	1'33.605	300.8	11:11'06.336

3° 33 M. MELANDRI (1'33.760)							
Lap	Seq. 1	Seq. 2	Seq. 3	Seq. 4	Lap Time	km/h	Local Time
1	20.942	32.388	25.611	28.380	210.1	10:47'14.776	
2	19.536	27.196	22.226	25.520	1'34.478	305.1	10:50'34.935
3	19.457	27.204	22.083	25.477	1'34.221	<b>305.9</b>	10:52'09.156
4	19.448	27.263	22.010	25.441	1'34.162	<b>305.9</b>	10:53'43.318
5	23.219	29.505	22.756	26.150	1'41.630	238.4	10:55'24.948
6	<b>19.444</b>	27.198	21.930	<b>25.309</b>	1'33.881	303.4	10:56'58.829
7	20.364	31.827	23.952	36.593	1'52.736 P	261.5	10:58'51.565
8	6'25.108	30.311	23.025	26.269	7'44.713 P	233.8	11:06'36.278
9	19.454	27.072	<b>21.906</b>	25.463	1'33.895	302.5	11:08'10.173
10	19.457	26.987	21.921	25.395	<b>1'33.760</b>	303.4	11:09'43.933
11	19.457	<b>26.980</b>	21.932	25.741	1'34.110	301.7	11:11'18.043

4° 66 T. SYKES (1'33.889)							
Lap	Seq. 1	Seq. 2	Seq. 3	Seq. 4	Lap Time	km/h	Local Time
1	19.695	30.944	22.972	26.480		10:47'55.850	
2	19.967	27.469	22.453	26.418	1'36.035	300.0	10:49'31.895
3	19.671	27.634	22.112	25.433	1'35.146	297.5	10:51'07.036
4	19.671	27.292	<b>21.875</b>	25.460	1'34.298	299.2	10:52'41.334
5	19.722	27.111	22.085	25.430	1'34.348	<b>300.8</b>	10:54'15.682
6	19.850	27.892	22.652	37.411	1'47.805 P	295.1	10:56'03.487
7	4'47.255	28.545	22.185	25.616	6'03.601 P	274.8	11:02'07.088
8	19.641	<b>26.991</b>	21.910	<b>25.347</b>	<b>1'33.889</b>	300.0	11:03'40.977
9	19.679	26.997	22.028	25.489	1'34.193	299.2	11:05'15.170
10	19.581	27.176	21.943	25.371	1'34.071	299.2	11:06'49.241
11	19.565	27.156	22.025	25.426	1'34.172	299.2	11:08'23.413
12	<b>19.554</b>	27.020	22.016	25.378	1'33.968	300.0	11:09'57.381
13	19.682	30.125	22.630	26.110	1'38.547	297.5	11:11'35.928

5° 22 A. LOWES (1'34.151)							
Lap	Seq. 1	Seq. 2	Seq. 3	Seq. 4	Lap Time	km/h	Local Time
1	19.877	31.117	23.074	26.139	224.1	10:47'21.944	
2	19.767	27.725	22.321	25.784	1'35.707	296.7	10:48'57.651
3	19.767	27.522	22.078	25.661	1'35.028	298.3	10:50'32.679
4	<b>19.720</b>	27.724	21.914	25.583	1'34.941	<b>300.8</b>	10:52'07.620
5	19.832	27.337	21.884	25.499	1'34.552	295.9	10:53'42.172
6	19.794	<b>27.060</b>	21.838	25.459	<b>1'34.151</b>	295.1	10:55'16.323
7	19.852	27.466	21.866	25.604	1'34.788	295.9	10:56'51.111
8	20.059	27.240	21.805	25.589	1'34.693	294.3	10:58'25.804
9	19.938	27.223	22.138	<b>25.355</b>	1'34.654	291.9	11:00'00.458
10	19.773	27.321	21.839	25.465	1'34.398	295.1	11:01'34.856
11	19.776	27.327	<b>21.790</b>	25.455	1'34.348	295.1	11:03'09.204

11	19.905	55.152	31.358	26.011	2'12.426	295.9	11:05'21.630
12	19.861	27.522	21.980	25.683	1'35.046	294.3	11:06'56.676
13	19.888	27.464	21.918	25.886	1'35.156	295.1	11:08'31.832
14	19.737	27.235	22.107	25.524	1'34.603	295.9	11:10'06.435

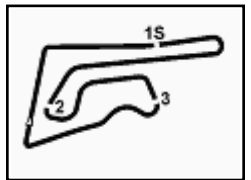
6° 60 M. VAN DER MARK (1'34.228)							
Lap	Seq. 1	Seq. 2	Seq. 3	Seq. 4	Lap Time	km/h	Local Time
1	19.742	29.885	22.669	26.180		221.8	10:47'19.310
2	19.703	27.393	21.945	25.541	1'34.582	<b>301.7</b>	10:50'29.462
3	19.750	27.346	22.065	25.573	1'34.734	297.5	10:52'04.196
4	19.780	27.285	21.995	25.566	1'34.626	295.1	10:53'38.822
5	19.758	27.340	21.988	25.624	1'34.710	296.7	10:55'13.532
6	19.841	27.342	21.996	<b>25.416</b>	1'34.595	296.7	10:56'48.127
7	19.849	27.457	<b>21.892</b>	25.552	1'34.750	295.1	10:58'22.877
8	19.768	27.308	22.064	25.496	1'34.636	294.3	10:59'57.513
9	19.822	27.276	21.998	25.553	1'34.649	296.7	11:01'32.162
10	19.749	27.229	22.004	25.490	1'34.472	295.1	11:03'06.634
11	19.716	27.087	21.929	25.540	1'34.272	296.7	11:04'40.906
12	19.727	27.141	21.899	25.511	1'34.278	295.9	11:06'15.184
13	19.687	27.159	21.948	25.444	1'34.238	295.9	11:07'49.422
14	<b>19.672</b>	<b>27.079</b>	21.944	25.533	<b>1'34.228</b>	296.7	11:09'23.650
15	19.745	27.227	22.013	25.551	1'34.536	295.9	11:10'58.186

7° 81 J. TORRES (1'34.259)							
Lap	Seq. 1	Seq. 2	Seq. 3	Seq. 4	Lap Time	km/h	Local Time
1	21.324	36.168	24.658	28.408			10:47'30.821
2	20.011	30.180	23.307	26.419	1'41.230	266.7	10:49'12.051
3	19.906	30.711	22.635	26.027	1'39.384	298.3	10:50'51.435
4	19.874	27.548	22.306	25.686	1'35.446	299.2	10:52'26.881
5	19.874	27.443	22.086	25.620	1'35.023	300.8	10:54'01.904
6	19.858	27.322	22.165	25.714	1'35.059	<b>301.7</b>	10:55'36.963
7	19.874	27.434	22.005	25.649	1'34.962	300.8	10:57'11.925
8	19.947	27.524	22.126	25.579	1'35.176	298.3	10:58'47.101
9	19.868	27.301	22.079	25.519	1'34.767	296.7	11:00'21.868
10	19.850	27.418	22.029	25.556	1'34.853	295.9	11:01'56.721
11	19.884	27.201	21.969	25.444	1'34.498	300.8	11:03'31.219
12	19.769	27.306	<b>21.933</b>	25.697	1'34.705	300.8	11:05'05.924
13	19.784	27.171	21.969	<b>25.415</b>	1'34.339	296.7	11:06'40.263
14	23.469	26.243	1'48.276	200.0	11:08'28.539		
15	<b>19.666</b>	<b>27.060</b>	22.014	25.519	<b>1'34.259</b>	300.0	11:10'02.798

8° 12 X. FORÉS (1'34.336)							
Lap	Seq. 1	Seq. 2	Seq. 3	Seq. 4	Lap Time	km/h	Local Time
1	19.956	40.605	23.124	25.952		279.1	10:49'02.957
2	19.985	32.287	30.251	28.324	1'50.818	<b>298.3</b>	10:50'53.775
3	19.985	27.524	21.989	25.479	1'34.977	295.9	10:52'28.752
4	19.693	27.323	<b>21.824</b>	25.578	1'34.418	<b>298.3</b>	10:54'03.170
5	22.687	28.173	21.867	<b>25.450</b>	1'38.177	235.3	10:55'41.347
6	19.722	27.486	21.862	25.568	1'34.638	297.5	10:57'15.985
7	19.738	27.619	21.896	35.013	1'44.266 P	294.3	10:59'00.251
8	4'59.093	29.900	22.361	25.744	6'17.098 P	257.1	11:05'17.349
9	19.706	27.351	21.871	25.654	1'34.582	296.7	11:06'51.931
10	19.715	<b>27.247</b>	21.843	25.713	1'34.518	296.7	11:08'26.449
11	<b>19.672</b>	27.276	21.837	25.551	<b>1'34.336</b>	<b>298.3</b>	11:10'00.785

9° 2 L. CAMIER (1'34.427)							
Lap	Seq. 1	Seq. 2	Seq. 3	Seq. 4	Lap Time	km/h	Local Time
1	20.073	31.154	23.755	26.317		220.4	10:47'22.322
2	19.978	27.670	22.756	27.920	1'38.419	<b>297.5</b>	10:49'00.741
3	19.978	27.542	22.649	25.563	1'35.732	<b>297.5</b>	10:50'36.473
4	20.053	27.549	22.080	25.477	1'35.159	295.9	10:52'11.632
5	19.938	27.458	22.057	25.544	1'34.997	294.3	10:53'46.629
6	28.620	42.750			2'29.346 P		10:56'15.975
7	8'53.310	28.482	22.302	25.712	10'09.806 P	281.3	11:06'25.781





## Thai Round, 10-11-12 March 2017

### World Superbike - Chronological Analysis Free Practice 3rd Session

Lap	Seq. 1	Seq. 2	Seq. 3	Seq. 4	Lap Time	km/h	Local Time
4	19.987	27.892	22.013	25.699	1'35.591	292.7	10:53'03.579
5	19.883	27.533	22.104	25.711	1'35.231	292.7	10:54'38.810
6	20.021	27.658	22.020	25.666	1'35.365	292.7	10:56'14.175
7	19.903	27.911	21.984	25.558	1'35.356	291.9	10:57'49.531
8	20.038	27.794	22.134	<b>25.510</b>	1'35.476	289.5	10:59'25.007
9	20.013	27.860	21.954	25.640	1'35.467	291.1	11:01'00.474
10	19.855	27.528	21.931	25.563	1'34.877	290.3	11:02'35.351
11	20.349	29.210	22.290	37.873	1'49.722 P	262.8	11:04'25.073
12	2'49.601	29.834	<b>21.836</b>	25.797	4'07.068 P	272.0	11:08'32.141
13	<b>19.690</b>	<b>27.379</b>	21.863	25.545	<b>1'34.477</b>	<b>298.3</b>	11:10'06.618

11° 32 L. SAVADORI (1'34.508)							
Lap	Seq. 1	Seq. 2	Seq. 3	Seq. 4	Lap Time	km/h	Local Time
		32.472	25.271	28.416	206.5	10:47'15.605	
1	20.172	31.695	22.328	26.198	1'40.393	266.7	10:48'55.998
2	19.753	27.517	<b>21.852</b>	25.819	1'34.941	<b>300.0</b>	10:50'30.939
3	19.874	27.473	21.871	25.579	1'34.797	<b>300.0</b>	10:52'05.736
4	19.799	27.509	21.996	25.583	1'34.887	<b>300.0</b>	10:53'40.623
5	19.784	27.510	21.855	<b>25.482</b>	1'34.631	296.7	10:55'15.254
6	<b>19.721</b>	27.530	22.193	25.690	1'35.134	298.3	10:56'50.388
7	21.178	29.870	27.188	38.750	1'56.986 P	234.8	10:58'47.374
8	4'53.411	33.926	26.626	25.936	6'19.899 P	219.5	11:05'07.273
9	19.760	27.432	21.899	25.795	1'34.886	295.9	11:06'42.159
10	19.738	<b>27.306</b>	21.893	25.571	<b>1'34.508</b>	297.5	11:08'16.667
11	19.726	27.426	22.026	25.637	1'34.815	297.5	11:09'51.482
12	19.970	27.475	21.968	25.727	1'35.140	293.5	11:11'26.622

12° 69 N. HAYDEN (1'34.648)							
Lap	Seq. 1	Seq. 2	Seq. 3	Seq. 4	Lap Time	km/h	Local Time
		30.304	24.043	26.629	232.8	10:47'18.331	
1	19.980	27.927	22.559	25.826	1'36.292	294.3	10:48'54.623
2	19.964	27.815	22.221	25.940	1'35.940	290.3	10:50'30.563
3	19.924	27.314	22.055	<b>25.589</b>	1'34.882	295.1	10:52'05.445
4	19.937	31.174	22.260	25.776	1'39.147	295.1	10:53'44.592
5	<b>19.759</b>	<b>27.300</b>	<b>21.986</b>	25.603	<b>1'34.648</b>	<b>295.9</b>	10:55'19.240
6	19.993	27.653	22.378	25.884	1'35.908	<b>295.9</b>	10:56'55.148
7	19.993	27.487	22.279	25.814	1'35.573	294.3	10:58'30.721
8	20.481	27.875	22.305	25.833	1'36.494	290.3	11:00'07.215
9	20.014	27.595	22.111	25.859	1'35.579	294.3	11:01'42.794
10	20.006	27.927	22.279	37.307	1'47.519 P	294.3	11:03'30.313
11	4'35.188	31.710	22.445	26.082	5'55.425 P	255.9	11:09'25.738
12	20.029	27.542	22.412	26.179	1'36.162	292.7	11:11'01.900

13° 21 M. REITERBERGER (1'34.782)							
Lap	Seq. 1	Seq. 2	Seq. 3	Seq. 4	Lap Time	km/h	Local Time
		31.794	23.020	26.649	225.5	10:47'33.504	
1	20.068	30.334	22.878	26.289	1'39.569	298.3	10:49'13.073
2	19.970	27.616	22.192	25.980	1'35.758	297.5	10:50'48.831
3	19.932	27.818	<b>21.868</b>	25.819	1'35.437	296.7	10:52'24.266
4	19.837	27.705	22.031	25.722	1'35.295	297.5	10:53'59.563
5	19.940	27.777	22.049	25.817	1'35.583	<b>299.2</b>	10:55'35.146
6	22.972	31.809	23.013	39.177	1'56.971 P	270.0	10:57'32.117
7	7'02.231	32.707	22.507	25.915	8'23.360 P	265.4	11:05'55.477
8	19.908	27.329	21.970	25.840	1'35.047	295.9	11:07'30.524
9	<b>19.827</b>	27.398	21.936	<b>25.621</b>	<b>1'34.782</b>	295.9	11:09'05.306
10	19.861	<b>27.328</b>	21.912	25.731	1'34.832	295.9	11:10'40.138

14° 50 E. LAVERTY (1'34.844)							
Lap	Seq. 1	Seq. 2	Seq. 3	Seq. 4	Lap Time	km/h	Local Time
		29.789	23.868	26.862	246.0	10:48'01.886	
1	19.824	27.438	22.469	25.728	1'35.459	<b>300.8</b>	10:49'37.345
2	19.692	27.386	22.244	25.678	1'35.000	300.0	10:51'12.345
3	19.795	27.412	22.203	25.720	1'35.130	299.2	10:52'47.475
4	19.710	<b>27.274</b>	22.257	25.699	1'34.940	299.2	10:54'22.415
5	<b>19.624</b>	27.321	<b>22.188</b>	25.711	<b>1'34.844</b>	299.2	10:55'57.259
6	19.724	27.367	22.252	25.796	1'35.139	299.2	10:57'32.398
7	19.648	27.384	22.246	25.696	1'34.974	297.5	10:59'07.372
8	19.795	27.514	22.336	25.800	1'35.445	295.9	11:00'42.817
9	19.778	27.317	22.336	25.865	1'35.296	298.3	11:02'18.113
10	19.690	27.428	22.266	25.848	1'35.232	300.0	11:03'53.345
11	19.792	27.485	22.233	25.908	1'35.418	298.3	11:05'28.763
12	19.731	27.349	22.189	25.679	1'34.948	299.2	11:07'03.711
13	19.725	27.393	22.219	25.732	1'35.069	300.0	11:08'38.780
14	19.828	27.300	22.286	<b>25.676</b>	1'35.090	<b>300.8</b>	11:10'13.870

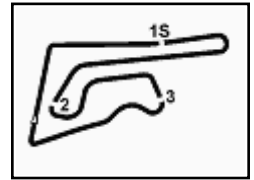
15° 6 S. BRADL (1'35.078)							
Lap	Seq. 1	Seq. 2	Seq. 3	Seq. 4	Lap Time	km/h	Local Time
		32.098	25.130	28.540	229.8	10:47'15.145	
1	20.535	32.270	22.676	26.107	1'41.588	276.2	10:48'56.733
2	19.796	28.182	22.076	<b>25.604</b>	1'35.658	299.2	10:50'32.391
3	19.830	28.078	<b>21.885</b>	25.707	1'35.500	299.2	10:52'07.891
4	19.766	27.763	21.997	25.709	1'35.235	293.5	10:53'43.126
5	<b>19.754</b>	27.535	21.975	25.814	<b>1'35.078</b>	<b>300.8</b>	10:55'18.204
6	19.856	<b>27.513</b>	24.491	26.758	1'38.618	298.3	10:56'56.822
7	19.827	27.971	22.124	30.223	1'40.145 P	295.9	10:58'36.967
8	6'40.458	30.267	24.406	30.488	8'05.619 P	242.2	11:06'42.586
9	19.940	27.778	22.061	25.779	1'35.558	295.1	11:08'18.144
10	19.884	27.587	22.193	25.766	1'35.430	296.7	11:09'53.574
11	19.814	27.559	22.162	25.713	1'35.248	295.1	11:11'28.822

16° 40 R. RAMOS (1'35.094)							
Lap	Seq. 1	Seq. 2	Seq. 3	Seq. 4	Lap Time	km/h	Local Time
		29.574	22.829	26.320	260.9	10:46'41.541	
1	20.041	27.818	22.590	25.981	1'36.430	291.9	10:48'17.971
2	20.062	27.717	22.345	25.788	1'35.912	291.1	10:49'53.883
3	19.988	32.685	22.786	29.349	1'44.808	291.9	10:51'38.691
4	20.060	27.694	22.384	25.915	1'36.053	288.8	10:53'14.744
5	19.927	27.679	22.293	25.998	1'35.897	288.0	10:54'50.641
6	19.996	27.741	22.273	25.802	1'35.812	286.5	10:56'26.453
7	19.963	28.003	22.378	36.437	1'46.781 P	287.2	10:58'13.234
8	7'20.386	28.894	22.283	27.354	8'38.917 P	271.4	11:06'52.151
9	19.926	<b>27.459</b>	<b>22.129</b>	<b>25.580</b>	<b>1'35.094</b>	<b>293.5</b>	11:08'27.245
10	<b>19.833</b>	26.617	22.296	25.802	1'35.548	<b>293.5</b>	11:10'02.793

17° 15 A. DE ANGELIS (1'35.273)							
Lap	Seq. 1	Seq. 2	Seq. 3	Seq. 4	Lap Time	km/h	Local Time
		39.477	25.867	28.552		10:47'11.548	
1	20.368	31.051	23.678	34.742	1'49.839	285.7	10:49'01.387
2	20.029	27.913	22.138	<b>25.699</b>	1'35.779	293.5	10:50'37.166
3	20.013	27.824	22.125	25.782	1'35.744	294.3	10:52'12.910
4	19.981	27.924	22.175	26.094	1'36.174	294.3	10:53'49.084
5	27.745	30.904	22.122	25.937	1'46.708		10:55'35.792
6	23.138	28.214	26.953	27.945	1'46.250	278.4	10:57'22.042
7	20.283	28.196	22.338	26.247	1'37.064	289.5	10:58'59.106
8	20.159			40.684	2'05.064 P	288.8	11:01'04.170
9	4'01.531	30.481	22.974	27.103	5'22.089 P	271.4	11:06'26.259
10	<b>19.859</b>	27.697	<b>21.977</b>	25.740	<b>1'35.273</b>	<b>295.1</b>	11:08'01.532
11	19.975	<b>27.612</b>	22.273	25.862	1'35.722	291.9	11:09'37.254
12	25.541	28.874	22.248	25.986	1'42.649		11:11'19.903

18° 84 R. RUSSO (1'35.510)							
Lap	Seq. 1	Seq. 2	Seq. 3	Seq. 4	Lap Time	km/h	Local Time
		34.580	24.352	39.266	245.5	10:48'21.507	
1	2'47.048	29.743	23.129	25.973	4'05.893 P	256.5	10:52'27.400
2	20.177	27.671	<b>21.942</b>	<b>25.720</b>	<b>1'35.510</b>	285.7	10:54'02.910
3	<b>20.058</b>	31.724	22.370	26.185	1'40.337	286.5	10:55'43.247
4	20.154	27.831	22.183	25.797	1'35.965	<b>288.0</b>	10:57'19.212
5	20.245	28.172	22.519	39.403	1'50.339 P	283.5	10:59'09.551
6	7'11.715	28.761	22.409	26.208	8'29.093 P	276.9	11:07'38.644
7	20.257	27.656	21.968	25.849	1'35.730	283.5	11:09'14.374
8	20.203	<b>27.645</b>	21.968	29.423	1'39.239	282.0	11:10'53.613

19° 37 O. JEZEK (1'36.082)							
Lap	Seq. 1	Seq. 2	Seq. 3	Seq. 4	Lap Time	km/h	Local Time
		31.250	25.269	29			



Buriram 4.554 m

**3 / 3**

## Thai Round, 10-11-12 March 2017

### World Superbike - Chronological Analysis Free Practice 3rd Session

14 28.177 33.115 24.373 28.714 1'54.379 234.3 11:10'01.379

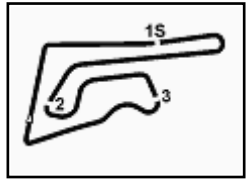
<b>20°</b>	<b>86 A. BADOVINI (1'36.504)</b>						
------------	----------------------------------	--	--	--	--	--	--

Lap	Seq. 1	Seq. 2	Seq. 3	Seq. 4	Lap Time	km/h	Local Time
		35.434	24.714	31.655		223.1	10:46'55.428
1	24.832			29.495	2'08.210	205.3	10:49'03.638
2	<b>20.095</b>	28.276	22.331	26.067	1'36.769	<b>295.1</b>	10:50'40.407
3	20.235	<b>28.044</b>	<b>22.258</b>	<b>25.967</b>	<b>1'36.504</b>	289.5	10:52'16.911
4	20.144	28.242	24.690	36.688	1'49.764 P	291.1	10:54'06.675
5	8'48.839	30.716	22.797	26.360	10'08.712 P	229.3	11:04'15.387
6	20.271	31.182	23.434	26.182	1'41.069	290.3	11:05'56.456
7	27.807	35.705	29.273	40.764	2'13.549 P		11:08'10.005

11/03/2017 P = Pits In/Out - C = Lap-Time Cancelled

These data/results cannot be reproduced, stored and/or transmitted in whole or in part by any manner of electronic, mechanical, photocopying, recording, broadcasting or otherwise now known or herein after developed without the previous express consent by the copyright owner, except for reproduction in daily press and regular printed publications on sale to the public within 60 days of the event related to those data/results and always provided that copyright symbol appears together as follows below.

© DORNA WSBK ORGANIZATION Srl 2017

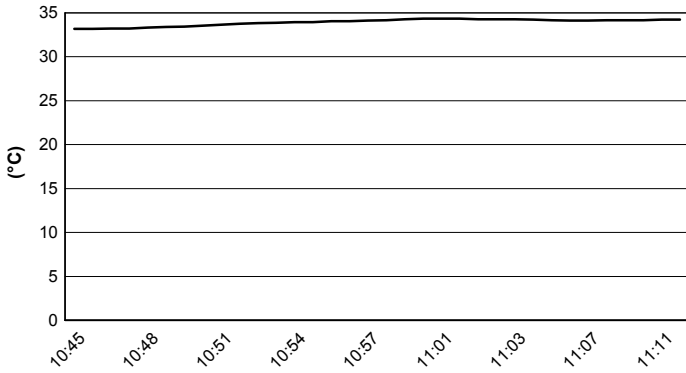


Buriram 4.554 m

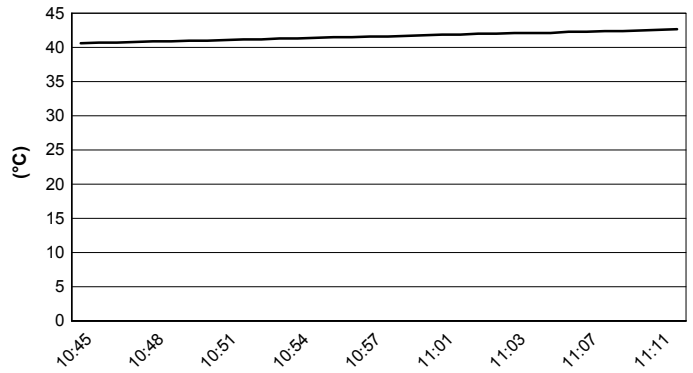
**Thai Round, 10-11-12 March 2017**  
**World Superbike - Weather Report Free Practice 3rd Session**

Session started 10:45      Session ended 11:12


**Air Temperature**



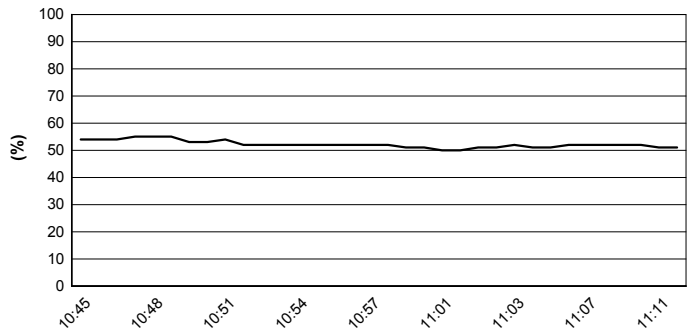
**Track Temperature**



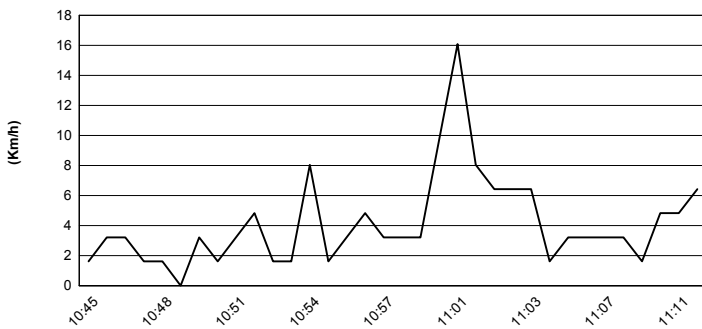
**Air Pressure**



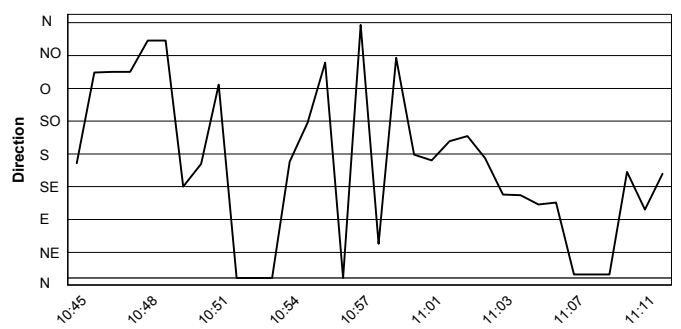
**Humidity**



**Wind Speed**



**Wind Direction**



11/03/2017

These data/results cannot be reproduced, stored and/or transmitted in whole or in part by any manner of electronic, mechanical, photocopying, recording, broadcasting or otherwise now known or herein after developed without the previous express consent by the copyright owner, except for reproduction in daily press and regular printed publications on sale to the public within 60 days of the event related to those data/results and always provided that copyright symbol appears together as follows below.  
© DORNA WSBK ORGANIZATION Srl 2017

